


47-201

Historical File Copy

c1



CANADA
DEPARTMENT OF TRADE AND COMMERCE
DOMINION BUREAU OF STATISTICS
CENSUS OF INDUSTRY

REPORT
ON THE
BROOM, BRUSH & MOP INDUSTRY
IN
CANADA
1931

Published by Authority of the HON. H. H. STEVENS, M. P.,
Minister of Trade and Commerce.

OTTAWA
1933

DEPARTMENT OF TRADE AND COMMERCE
DOMINION BUREAU OF STATISTICS
GENERAL MANUFACTURES DIVISION
OTTAWA - CANADA

600 Copies
December, 1932.

Dominion Statistician: R. H. Coats, B.A., F.S.S. (Hon.), F.R.S.C.
Acting Chief, General Manufactures Division: A. Cohen, B. Com.

THE BROOM, BRUSH AND MOP INDUSTRY IN CANADA, 1931.

A report on the Broom, Brush and Mop Industry in Canada during the calendar year 1931 is presented herewith. There were seventy-six establishments in operation which were located by provinces as follows: - Prince Edward Island one, Nova Scotia one, New Brunswick one, Quebec twenty-two, Ontario forty-one, Manitoba two, Saskatchewan one, Alberta one and British Columbia six. To avoid divulging information concerning individual establishments, it has been necessary to combine statistics for the provinces of Prince Edward Island, Nova Scotia and New Brunswick which are shown throughout the report as "Maritime Provinces". Similar procedure has been adopted regarding Manitoba, Saskatchewan and Alberta, these being shown as "Prairie Provinces".

These seventy-six factories had a total capital investment of \$3,929,871, provided employment for 1,347 persons who received \$1,234,443 in salaries and wages. The sum of \$1,502,280 was expended for materials used, whilst the total output was valued at \$3,770,464. The value added by the process of manufacture being \$2,268,184.

The principal items of production in order of importance as represented by the total selling value were: - corn brooms \$1,146,257, paint brushes \$493,699, brushes for industrial purposes \$372,423, mops, all kinds, \$335,239, brushes made of corn or fibre \$304,426.

Decreases over the previous year were recorded in capital of \$179,991, salaries and wages \$18,225, materials used \$300,601, value of products \$365,275 and value added by manufacture \$64,674.

Detailed statistics of production, materials used, capital, employment, power and fuel consumption, imports and exports are given in the following tables.

Table 1(a). - Principal Statistics, 1927-1929.

Principal Statistics	1 9 2 7	1 9 2 8	1 9 2 9
Establishments	80	76	78
Capital investment	\$ 3,976,645	4,363,107	4,385,774
Employees on salaries -			
Male	181	186	187
Female	68	71	76
Salaries	\$ 468,561	472,737	492,843
Employees on wages - (average Number) .			
Male	888	916	968
Female	233	231	254
Wages	\$ 820,932	862,152	949,398
Outside piece workers			
Male	2	3	-
Amount paid	\$ 999	2,030	-
Cost of fuel and electricity	\$ 45,312	44,572	43,179

THE BROOM, BRUSH AND MOP INDUSTRY IN CANADA, 1931.

Table 1(a). - Principal Statistics, 1927-1929. - Concl'd.

Principal Statistics	1927	1928	1929
Power installation -			
Units No.	200	194	203
Horse-power capacity H.P.	1,638	1,651	1,711
Cost of materials used \$	1,789,972	1,952,794	2,004,893
Gross value of products \$	4,227,677	4,401,045	4,497,926
Net value of products \$	2,437,705	2,448,251	2,493,033

Table 1(b). - Principal Statistics, by Provinces, 1930 and 1931.

	CANADA	Ontario	Quebec	British Columbia	Maritime Provinces	Prairie Provinces
<u>1930</u>						
Establishments No.	76	40	22	6	3	5
Capital investment \$	4,109,862	2,663,136	444,144	239,764	650,345	112,473
Employees on salaries -						
Male No.	159	79	31	10	30	9
Female No.	74	47	11	3	11	2
Salaries \$	377,972	217,403	40,988	19,965	86,875	12,741
Employees on wages (average number) -						
Male No.	886	471	184	53	125	53
Female No.	224	126	29	8	58	3
Wages \$	874,696	496,242	115,710	56,289	175,515	30,940
Outside piece-workers -						
Male No.	2	2	-	-	-	-
Amount paid \$	2,130	2,130	-	-	-	-
Cost of fuel and electricity \$	43,265	20,280	4,741	1,274	16,380	590
Power installation -						
Units No.	225	127	32	27	30	9
Horse-power capacity H.P.	1,659	908	123	82	513	33
Cost of materials used .. \$	1,802,881	1,019,667	226,455	91,079	375,029	90,651
Gross value of products. \$	4,135,739	2,641,724	499,401	170,972	673,676	149,966
Net value of products .. \$	2,332,858	1,622,057	272,946	79,893	298,647	59,315
<u>1931</u>						
Establishments No.	76	41	22	6	3	4
Capital investment \$	5,929,871	2,478,010	439,354	234,308	645,799	132,400
Employees on salaries -						
Male No.	202	98	55	8	30	11
Female No.	74	43	14	5	12	-
Salaries \$	411,620	227,350	60,152	18,670	88,914	16,534

THE BROOM, BRUSH AND MOP INDUSTRY IN CANADA, 1931.

Table 1(b). - Principal Statistics, by Provinces, 1930 and 1931. - Concl'd.

	CANADA	Ontario	Quebec	British Columbia	Maritime Provinces	Prairie Provinces
<u>1931 - Concl'd.</u>						
Employees on wages (average number) -						
Male No.	868	418	221	65	108	56
Female No.	203	126	22	9	44	2
Wages \$	822,823	417,138	135,438	68,043	165,881	36,323
Cost of fuel and electricity \$	50,577	23,740	7,751	2,303	14,731	2,052
Power installation -						
Units No.	259	152	45	26	29	7
Horse-power capacity H.P.	1,722	891	194	86	518	33
Cost of materials used \$	1,502,280	822,541	231,688	76,740	288,445	82,866
Gross value of products \$	3,770,464	2,316,466	582,036	181,329	556,783	133,850
Net value of products. \$	2,268,184	1,493,925	350,348	104,589	268,338	50,984

Size of Establishments.

In view of the tendency towards concentration in industrial enterprises, a series of tables has been prepared presenting in a threefold way the size of establishments in the Broom, Brush and Mop Industry measured by (a) capital investment, (b) gross value of production and (c) the number of persons employed. The tables compared for a number of years indicate the movement of capital, production and employment within the industry.

In 1931 the number of establishments reporting was seventy-six with a total capitalization of \$3,929,871, a gross value of production of \$3,770,464 and a total employment of 1,347. Eight factories had a total capital investment of \$2,578,192, or 65.6 per cent of the total capitalization with an average investment of \$322,274 per establishment. Nine establishments had a gross value of production of \$2,401,955, or 63.7 per cent of the total output with an average production of \$266,884 per establishment. In employment seven factories had 633 persons on the payroll, an average of ninety persons per establishment and 47.0 per cent of the total employment.

THE BROOM, BRUSH AND MOP INDUSTRY IN CANADA, 1931.

Size of Establishments - Cont'd.

Groups of Values	C a p i t a l					
	1 9 3 0			1 9 3 1		
	Estab- lish- ments	Total Capital	Average per Estab- lishment	Estab- lish- ments	Total Capital	Average per Estab- lishment
No.	\$	\$	No.	\$	\$	
Under \$50,000	61	686,462	11,253	56	564,895	10,087
\$50,000 to under \$100,000	6	376,130	62,688	12	786,784	65,565
\$100,000 to under \$200,000	4	655,929	163,982	3	437,800	145,933
\$200,000 to under \$500,000	2	629,755	314,878	3	977,194	325,731
\$500,000 to under \$1,000,000	3	1,761,586	587,195	2	1,163,198	581,599
\$1,000,000 and over	-	-	-	-	-	-
Total and Average ..	76	4,109,862	54,077	76	3,929,871	51,709

Groups of Values	P r o d u c t i o n					
	1 9 3 0			1 9 3 1		
	Estab- lish- ments	Total Value of Production	Average per Estab- lishment	Estab- lish- ments	Total Value of Production	Average per Estab- lishment
No.	\$	\$	No.	\$	\$	
Under \$50,000	59	785,600	13,315	58	696,694	12,012
\$50,000 to under \$100,000	8	560,612	70,077	9	671,815	74,646
\$100,000 to under \$200,000	4	569,366	142,341	4	545,261	136,315
\$200,000 to under \$500,000	4	1,580,091	395,023	4	1,324,561	331,140
\$500,000 to under \$1,000,000	1	640,070	640,070	1	532,133	532,133
\$1,000,000 and over	-	-	-	-	-	-
Total and Average ..	76	4,135,739	54,418	76	3,770,464	49,612

THE BROOM, BRUSH AND MOP INDUSTRY IN CANADA, 1931.

Size of Establishments - Concl'd.

Groups of Employees	Employment					
	1930			1931		
	Estab- lish- ments	Total Employ- ees	Average Employ- ees	Estab- lish- ments	Total Employ- ees	Average Employ- ees
No.	No.	No.	No.	No.	No.	
Under 20 employees	59	316	5	56	285	5
20 to under 50 employees	11	393	35	13	429	33
50 but under 100 employees	4	276	69	5	311	62
100 but under 200 employees ...	1	163	163	2	322	161
200 but under 500 employees ...	1	205	205	-	-	-
500 and over	-	-	-	-	-	-
Total and Average	76	1,343	18	76	1,347	18

Table 2. - Production, by Provinces, 1931.

Principal Products	CANADA		Ontario		Quebec	
	Quantity	Value \$	Quantity	Value \$	Quantity	Value \$
Brooms, all kinds.. Doz.	313,673	1,244,645	148,614	566,160	71,923	301,514
Whisks	48,840	82,379	37,321	65,130	7,469	9,816
Brushes made of hair or bristles . "	74,602	338,682	60,816	277,671	6,166	16,577
Brushes, tooth "	31,538	91,143	31,538	91,143	-	-
Brushes made of corn or fibre "	177,705	304,426	147,169	203,724	300	1,500
Brushes, paint "	200,286	493,699	192,801	491,499	-	-
Brushes, all other. "	151,184	782,751	36,551	362,740	11,599	95,217
Mops, all kinds ... "	478,505	335,259	415,759	189,883	57,740	129,925
All other products. -	-	97,500	-	68,516	-	27,487
Total	-	3,770,464	-	2,316,466	-	582,036

THE BROOM, BRUSH AND MOP INDUSTRY IN CANADA, 1931.

Table 2. - Production, by Provinces, 1931. - Concl'd.

Principal Products	British Columbia		Maritime Provinces		Prairie Provinces	
	Quantity	Value	Quantity	Value	Quantity	Value
		\$		\$		\$
Brooms Doz.	29,380	146,297	27,132	97,701	36,624	132,973
Whisks "	845	1,732	2,555	4,824	650	877
Brushes made of hair or bristles "	-	-	7,620	44,434	-	-
Brushes, tooth "	-	-	-	-	-	-
Brushes made of corn or fibre "	855	8,400	29,381	90,802	-	-
Brushes, paint "	-	-	7,485	2,200	-	-
Brushes, all other "	2,805	19,400	100,229	305,394	-	-
Mops, all kinds "	3,006	4,003	2,000	11,428	-	-
All other products -	-	1,497	-	-	-	-
Total	-	181,329	-	556,783	-	133,850

Note: - Data here given do not necessarily represent the total Canadian production of these commodities, since they are also produced in other industries.

Table 3. - Materials Used, by Provinces, 1931.

Principal Materials	CANADA		Ontario		Quebec	
	Quantity	Cost Value	Quantity	Cost Value	Quantity	Cost Value
		\$		\$		\$
Broom making materials -						
Broom corn Lb.	6,414,974	410,064	3,384,619	194,954	1,087,857	77,125
Broom fibre "	198,610	18,337	34,795	4,595	132,263	9,789
Handles No.	3,670,967	113,284	1,750,793	50,056	952,255	25,465
Twine Lb.	54,814	23,152	24,425	10,585	11,336	4,389
Wire "	232,717	12,952	115,176	5,973	52,642	3,013
Tacks "	10,861	968	6,170	581	2,657	231
Staples "	11,200	1,182	6,120	680	3,125	282
Velveteen Yd.	4,718	1,926	2,564	1,105	598	228
All other materials -	-	30,074	-	13,147	-	1,565
Mop materials -	-	96,920	-	52,296	-	43,552
Brush making materials -						
Handles No.	4,713,563	152,416	3,368,516	82,184	146,599	10,300
Fibres Lb.	566,120	84,198	441,334	64,179	41,848	8,793
Bristles "	292,828	276,836	226,570	166,884	6,893	16,136
Horse hair "	57,728	52,681	39,922	36,254	9,750	9,140
Wire (all kinds) -	-	16,886	-	12,428	-	779
Blocks No.	748,549	59,033	206,143	22,204	84,978	9,590
Backs for brushes "	39,216	3,549	18,053	1,307	20,163	2,224

THE BROOM, BRUSH AND MOP INDUSTRY IN CANADA, 1931.

Table 3. - Materials Used, by Provinces, 1931. - Concl'd.

Principal Materials	CANADA		Ontario		Quebec	
	Quantity	Cost Value	Quantity	Cost Value	Quantity	Cost Value
		\$		\$		\$
Brush making materials - Concl'd.						
Tin	Lb. 92,516	9,000	68,366	5,775	250	100
All other material. -	-	138,822	-	97,354	-	8,987
Total	-	1,502,280	-	822,541	-	231,688
Principal Materials	British Columbia		Maritime Provinces		Prairie Provinces	
	Quantity	Cost Value	Quantity	Cost Value	Quantity	Cost Value
		\$		\$		\$
Broom making materials -						
Broom corn	Lb. 565,469	37,381	502,213	37,202	874,816	63,402
Broom fibre	" 30,696	3,889	672	23	184	41
Handles	No. 328,331	11,259	277,180	14,915	362,408	11,589
Twine	Lb. 6,843	2,690	4,645	1,789	7,565	3,699
Wire	" 26,118	1,324	15,968	762	22,813	1,880
Tacks	" 638	46	546	30	850	80
Staples	" 1,089	127	126	15	740	78
Velveteen	Yd. 717	269	224	105	615	219
All other materials -	-	2,734	-	10,750	-	1,878
Mop materials	-	1,072	-	-	-	-
Brush making materials -						
Handles	No. 20,300	1,025	1,178,148	58,907	-	-
Fibres	Lb. 9,000	1,860	73,938	9,366	-	-
Bristles	" 1,710	2,775	57,655	91,041	-	-
Horse hair	" 2,075	1,740	5,981	5,547	-	-
Wire (all kinds) ..	-	1,150	-	2,529	-	-
Blocks	No. 51,600	3,566	405,828	23,673	-	-
Backs for brushes .	" 1,000	18	-	-	-	-
Tin	Lb. -	-	23,900	3,125	-	-
All other materials -	-	3,815	-	28,666	-	-
Total	-	76,740	-	288,445	-	82,866

THE BROOM, BRUSH AND MOP INDUSTRY IN CANADA, 1931.

Table 4. - Capital Employed, by Provinces, 1931.

Provinces	Fixed Capital	Working Capital			Total Capital
	Land, buildings, fixtures, machinery, tools, etc.	Materials on hand, Stocks in process, fuel and miscellaneous supplies, etc.	Inventory value of finished products on hand	Cash, bills and accounts receivable, prepaid expenses, etc.	
	\$	\$	\$	\$	\$
CANADA	1,677,348	839,254	562,022	851,247	3,929,871
Ontario	995,421	528,946	360,920	592,723	2,478,010
Quebec	210,026	59,708	44,876	124,744	439,354
British Columbia	141,524	42,110	29,184	21,490	234,308
Maritime Provinces	278,096	170,518	102,012	95,173	645,799
Prairie Provinces	52,281	37,972	25,030	17,117	132,400

Table 5(a). - Employees, Salaries and Wages, by Provinces, 1931.

	Employees on Salaries			Employees on Wages			Totals	
	Male	Female	Salaries	Male	Female	Wages	Employees	Salaries and Wages
	No.	No.	\$	No.	No.	\$	No.	\$
Ontario	98	43	227,350	418	126	417,138	685	644,488
Quebec	55	14	60,152	221	22	135,438	312	195,590
British Columbia	8	5	18,670	65	9	68,043	87	86,713
Maritime Provinces	30	12	88,914	108	44	165,881	194	254,795
Prairie Provinces	11	-	16,534	56	2	36,323	69	52,857
Total	202	74	411,620	868	203	822,823	1,347	1,234,443

THE BROOM, BRUSH AND MOP INDUSTRY IN CANADA, 1931.

Table 5(b). - Wage-earners by Months, 1931.

Months	Male	Female	Months	Male	Female
	No.	No.		No.	No.
January	824	199	July	835	188
February	855	205	August	855	182
March	867	218	September	872	194
April	893	219	October	882	190
May	896	214	November	855	201
June	872	215	December	853	198
			Total	10,359	2,423
Average number employed during the year				868	203

Table 6. - Number of Wage-earners in Month of Highest Employment, whose Regular Hours per Week were: -

Hours Worked per Week	Number of Employees	Hours Worked per Week	Number of Employees
40 hours or less	252	51-53 hours	34
41-43 hours	40	54 hours	1
44 hours	204	55 hours	151
45-47 hours	273	56-59 hours	9
48 hours	91	60 hours	34
49-50 hours	96	Over 60 hours	3

Table 7. - Fuel Consumption, by Classes, 1931.

Classes of Fuel	Unit of Measure	Quantity	Cost Value at Factory
			\$
Bituminous coal	Ton	2,076	16,152
Anthracite coal	"	118	1,178
Coke	"	34	454
Gasoline	Gallon	100	25
Oil (fuel)	"	4,980	533
Wood	Cord	149	999
Gas	M cu. ft.	905	664
Other fuel	-	-	1,096
Electricity	-	-	29,476
Total	-	-	50,577

THE BROOM, BRUSH AND MOP INDUSTRY IN CANADA, 1931.

Table 8. - Power Installation, by Classes, 1931.

Classes of Power	Number of Units	Horse power according to Manufacturers' Rating
Steam engines and turbines	6	465
Gasoline, gas and oil engines	1	3
Electric motors operated by purchased power	252	1,254
Total Power Used in Manufacturing ..	259	1,722

Table 9. - Imports for Consumption, by Countries, 1931.

Articles Imported	United Kingdom	United States	Other Countries	Total
	\$	\$	\$	\$
Raw or partly manufactured materials -				
Bristles, animal	9,731	161,184	16,901	187,816
Bristles, n.o.p.	68	3,996	-	4,064
Broom, corn	-	229,725	1,470	231,195
Horse hair, cleaned, dyed, etc.	827	23,293	1,435	25,555
Hair, cleaned or uncleaned	678	153,265	81	154,024
Hair, curled or dyed, n.o.p. .	3,966	3,703	312	7,981
Manufactured articles -				
Brushes, tooth	11,543	3,320	43,179	58,042
Brushes, paint	41,601	5,287	12,760	59,648
Brushes, toilet	35,622	25,355	57,836	118,813
Brushes, all other	48,353	90,534	54,519	193,406
Brooms and whisks	162	9,669	554	10,385
Other manufactures of hair, n.o.p.	1,585	4,323	28,928	34,836
Total	154,136	713,654	217,975	1,085,765

Table 10. - Exports of Canadian Produce, by Countries, 1931.

Articles Exported	United Kingdom	United States	Other Countries	Total
	\$	\$	\$	\$
Brushes, all kinds	11,212	120	41,091	52,423
Brooms and whisks	2,179	165	21,561	23,905
Total	13,391	285	62,652	76,328

THE BROOM, BRUSH AND MOP INDUSTRY IN CANADA, 1931.

A P P E N D I X.

Firms Manufacturing Brooms, Brushes and Mops in Canada, 1931.

PRINCE EDWARD ISLAND

The Lohnes Broom Manufacturing Company, Lower Queen Street, Charlottetown.

NOVA SCOTIA

Canadian National Institute for the Blind, 172 Almon Street, Halifax.
H.O. 186 Beverley Street, Toronto.

NEW BRUNSWICK

T. S. Simms & Company Limited, Main Street, Fairville.
H. O. Saint John, N. B.

QUEBEC

American Broom Company,	St. Basile.
B. Bourassa,	St. Raymond.
La Cie de Balais de Montmagny Ltée,	St. Nicholas Street, Montmagny.
Eugène Bordier,	2732 Azelda St., Montréal.
Canada Broom Company,	112 Nazareth Street, Montréal.
Dominion Brush Manufacturing Co., Ltd.,	4361 De Bullion Street, Montreal.
	H.O. III Youville Square.
Edouard Gaudreau,	545 Beaudry Street, Montréal.
Onias Gélinas,	119 Bélanger St., Montréal.
L'Assn. Canadienne Française des Aveugles Inc.,	900 904 Beaubien E., Montréal.
L'Atelier des Aveugles Nazareth,	4565 Chemin Reine Marie, Montréal.
Mann Brush Manufacturing Company,	4443 St. Dominique St., Montreal.
Montreal Association for the Blind,	6980 Sherbrooke Street West, Montreal.
Montreal Broom Manufacturing Company,	5637 Monk Street, Montreal.
	H.O. 6281 Monk Street.
Reliable Brush Manufacturing Company,	3822 St. Lawrence Blvd., Montreal.
Harold E. Smith,	731 St. James Street, Montreal.
Standard Broom and Brush Company,	866 Craig Street East, Montreal.
Wheeler Broom, Mops & Life Belt Company,	713 St. Paul Street West, Montreal.
La Cie Jacques Cartier Enrg.,	178 Dollard Street, Québec.
National Broom Company, Inc.	33 Colomb Street, Quebec.

ONTARIO

M. & E. Strang Manufacturing Company,	Allenford.
Brantford Brush Works,	24 Grand Street, Brantford.
John Adam & Son,	Oak Street, Collingwood.
Fort William Broom Manufacturing Company,	710 McTavish Street, Fort William.
Galt Broom and Brush Company,	10 George Street, Galt.

THE BROOM, BRUSH AND MOP INDUSTRY IN CANADA, 1931.

Firms Manufacturing Brooms, Brushes and Mops in Canada, 1931. - Cont'd.

ONTARIO - Concl'd.

Rubberset Company Limited,	Gravenhurst.
Walter Pearson,	242 Liverpool Street, Guelph.
George Brandon	67 Beechwood Avenue, Hamilton.
Frank Burdette,	129-133 McNab Street North, Hamilton.
Fuller Brush Company Limited,	Sherman Avenue North, Hamilton.
Henry L. Martin,	112 Birch Avenue, Hamilton.
Meakins & Sons, Limited,	Cor. King St. East & West Ave., Hamilton.
Royal Brush Company, Limited,	43 Main Street East, Hamilton.
Walter Woods, Limited,	Hay Market Square, John Street, Hamilton.
	H.O. 82 McNab Street North.
Royal Sterling Products, Limited,	Harriston.
The Superior Broom Company,	304-306 Nelson Street, Kingston.
Andrew T. Schiedel,	61 King Street East, Kitchener.
Maxwell, J. Latam,	5 Poplar Street, Leamington.
London Brush Company,	86 King Street, London.
Dominion Toilet Brush Company, Limited,	Church Street, Morrisburg.
West Taylor Bickle & Company Limited,	Norwich.
Excelsior Broom Company,	856 5th Avenue East, Owen Sound.
George F. Rutherford,	215 Simcoe Street, Peterboro.
Stevens Hepner Company, Limited,	Port Elgin.
The Wilson Broom Company,	Jane Street, Ridgetown.
E. G. Crawford,	39 Britannia Street, Stratford.
J. R. Haslam,	211 Victoria Road, Tecumseh.
The Boeckh Company, Limited,	239-251 Sorauren Avenue, Toronto.
Brown Broom Manufacturing Company,	174 Euclid Avenue, Toronto.
Canadian National Institute for the Blind,	1076 Queen Street East, Toronto.
	H.O. 186 Beverley Street, Toronto.
The Gibson Broom Company,	168-170 Christie Street, Toronto.
A. Muirhead Company, Limited,	217 King Street East, Toronto.
George Nelson Broom Manufacturing,	538 King Street East, Toronto.
Perfection Sanitary Brush Company,	1118 Queen Street West, Toronto.
Pro-phy-lac-tic Brush Company (Canada) Ltd.,	263-265 Adelaide Street West, Toronto.
Twisswire Brushes Limited,	143 Berkley Street, Toronto.
Wear Ever Brush Company,	182 Main Street, Toronto.
Frank Wehrle,	1701 Dundas Street West, Toronto.
Co-Operative Broom & Brush Company,	20 Bricker Street, Waterloo.
Irwin Hamel,	16 Noecker Street, Waterloo.

MANITOBA

Canadian National Institute for the Blind,	995 Portage & Shelburne, Winnipeg,
	H.O. 186 Beverley Street, Toronto.
Standard Broom Manufacturing Company, Limited,	744 Wall Street, Winnipeg.

SASKATCHEWAN

Quee City Broom Works Limited,	1813 Wallace Street, Regina.
	H.O. 201a Kerr Building, Regina.

THE BROOM, BRUSH AND MOP INDUSTRY IN CANADA, 1931.

Firms Manufacturing Brooms, Brushes and Mops in Canada, 1931. -- Concl'd.

ALBERTA

Standard Manufacturing Company, 10515 97th Street, Edmonton.
H.O. 744 Wall Street, Winnipeg, Manitoba.

BRITISH COLUMBIA

B. C. Brush Works, Limited, 891 Cambia Street, Vancouver.
Canadian National Institute for the
Blind, 1101 West Broadway, Vancouver.
Crown Broom Works, Limited, 304 First Avenue East, Vancouver.
H.O. 631 Kingsway Street.
Vancouver Broom & Brush Manufacturers, 681 Hastings Street East, Vancouver.
Saul Wright Brush Company, Limited, 1156 15th Avenue East, Vancouver.

Mop Manufacturers.

QUEBEC


W. O. D. Mops Limited, 1700 Papineau Avenue, Montreal.
(Jos. E. Huard, Prop.) 1074 Panet Street, Montreal.
Novo Oil and Mop Company, 5408 Notre Dame Street West, Montreal.
W. Talarico,

ONTARIO


Tarbox Bros., 30 Morrow Avenue, Toronto.

BRITISH COLUMBIA

Dust Control Company, 2246 Commercial Drive, Vancouver.



STATISTICS CANADA LIBRARY
BIBLIOTHÈQUE STATISTIQUE CANADA



1010671606