


77.76 47-202

23

DOMINION BUREAU OF STATISTICS - DEPARTMENT OF TRADE AND COMMERCE
CANADA




THE BUTTON, BUCKLE AND FASTENER INDUSTRY
1949

Published by Authority of the Rt. Hon. C. D. Howe
Minister of Trade and Commerce

Prepared in the General Manufactures Section
Industry and Merchandising Division
Dominion Bureau of Statistics, Ottawa

677.76



C16
D
1949

NOTICE

The Industry and Merchandising Division of the Bureau of Statistics collects and compiles figures on (a) the primary industries in Canada—mining, forestry and fishing; (b) manufacturing; (c) construction, and (d) merchandising and services.

For the purpose of annual compilation and publication, the manufacturing industries have been classified into major groups, prefaced by two reports of a general nature, as follows:

- I Summary Report on Manufacturing Industries
- II Manufacturing Industries by Geographical Distribution
- III Foods and Beverages
- IV Tobacco and Tobacco Products
- V Rubber Products
- VI Leather Products
- VII Miscellaneous Manufactures
- VIII Textiles
- IX Wood and Paper Products
- X Printing Trades
- XI Operations in the Woods
- XII Iron and Steel Products
- XIII Transportation Equipment
- XIV Non-ferrous Metal Products
- XV Electrical Apparatus and Supplies
- XVI Non-metallic Mineral Products
- XVII Products of Petroleum and Coal
- XVIII Chemicals and Allied Products

The present report belongs in Group VII. It is punched to permit of filing in a ring binder along with others of the group. The reports in this group are:

- I The Button, Buckle and Fastener Industry
- J The Broom, Brush and Mop Industry
- K The Musical Instrument Industry
- L The Sporting Goods Industry

(10 Plan's 1)

THE BUTTON, BUCKLE AND FASTENER INDUSTRY

1949

In 1949 reports were received from thirty-four establishments engaged principally in the production of buttons, buckles, fasteners, etc. Twenty-three of these establishments were located in the province of Quebec and eleven in Ontario. Ontario, however, occupied the leading position in the industry with 58 per cent of the gross value of production and 63 per cent of the number of persons given employment.

Products with a selling value at factory of \$8,006,070 were manufactured in 1949, this representing a decrease of \$1,030,355 or approximately 11 per cent from the previous year. Employment was given to 1,682, 162 or 8.8 per cent fewer than in 1948, while the payroll at \$3,374,644 was practically unchanged. Materials used cost \$3,115,444, an increase of \$37,211 or 1.2 per cent.

Zipper fasteners which were manufactured to a value of \$4,331,479 continued to be the most important item of production. Other main products in order of importance were moulded buttons valued at \$995,627, plastic buttons at \$685,779, metal buttons at \$388,094 and celluloid buttons at \$338,742. For further details of products manufactured, see Table 3.

By referring to Table 9 it will be observed that in 1949 the four largest establishments reported a production of \$4,296,726 or 53.6 per cent of total output. They also reported 955 or 56.8 per cent of the persons employed by the industry.

Employment in this industry is fairly constant throughout the year. October, with 1,476 wage-earners, was the month of highest employment while December, with 1,293, was the lowest. Female wage-earners comprise approximately 54 per cent of the total number employed.

TABLE 1. Principal Statistics of the Button, Buckle and Fastener Industry, Representative Years, 1922-1949

Year and Province	Estab- lishments Reporting	Employees	Salaries and Wages	Cost of Materials Used	Gross Value of Production
	No.	No.	\$	\$	\$
1922	21	522	498,156	369,643	1,203,240
1924	13	501	474,914	312,620	958,363
1926	13	556	459,040	358,979	1,088,953
1930	12	397	339,591	199,766	702,470
1937	21	839	670,814	634,647	1,590,442
1938	21	736	572,858	498,674	1,338,583
1939	24	811	662,403	598,352	1,697,788
1940	22	988	887,602	1,025,774	2,524,388
1941	25	1,144	1,064,805	1,274,223	3,198,915
1942	27	1,133	1,197,572	1,364,632	3,665,111
1943	25	1,032	1,313,899	1,428,330	3,821,182
1944	20	896	1,259,446	1,280,740	3,437,883
1945	21	944	1,348,191	1,479,301	3,748,687
1946	18	986	1,468,667	1,757,419	4,296,827
1947	29	1,966	3,301,975	3,447,013	9,289,459
1948	31	1,844	3,373,681	3,078,233	9,036,425
1949					
Quebec	23	623	1,069,170	1,476,600	3,397,699
Ontario	11	1,059	2,305,474	1,638,844	4,608,371
Canada	34	1,682	3,374,644	3,115,444	8,006,070

TABLE 2. Comparison of Principal Statistics, 1948 and 1949

Item	1948	1949	+ Increase - Decrease
Establishments reporting	No. 31	34	+ 3
Employees on salaries:			
Total	No. 255	282	+ 27
Male	No. 144	171	+ 27
Female	No. 111	111	-
Total Salaries	\$ 825,615	890,527	+ 64,912
Employees on wages:			
Monthly average	No. 1,589	1,400	- 189
Male	No. 684	640	- 44
Female	No. 905	760	- 145
Total Wages	\$ 2,548,066	2,484,117	- 63,949
Cost of fuel and electricity	\$ 69,301	69,598	+ 297
Cost of materials used	\$ 3,078,233	3,115,444	+ 37,211
Gross value of production	\$ 9,036,425	8,006,070	- 1,030,355
Value added by manufacture	\$ 5,888,891	4,821,028	- 1,067,863

Note. Profits or losses cannot be estimated from Census figures as no data are collected for certain expense items, such as interest, rent, depreciation, taxes, insurance, advertising.

TABLE 3. Production, 1948 and 1949

Principal products	1948		1949	
	Quantity	Selling value	Quantity	Selling value
	Gross	\$	Gross	\$
Buttons:				
Moulded	3,026,712	743,084	3,566,759	995,627
Pearl and fresh water pearl	609,857	463,535	308,883	328,185
Plastic materials	688,023	697,992	529,718	685,719
Metal	798,000	246,750	172,683	388,094
Covered	63,705	106,836	57,115	91,959
Celluloid ¹	112,480	527,074	88,694	338,742
All other (fibre, leather, vegetable, ivory, etc.) ¹	759,595	475,335	251,494	321,296
Buckles, all kinds ¹	—	139,631	—	286,817
Fasteners, zipper ¹	—	5,225,196	—	4,331,479
All other products	—	410,992	—	238,092
Total Value of Production	—	9,036,425	—	8,006,070

1. The figures in the above table do not represent the total production in Canada as this product is also manufactured in other industries. For total production figures reference should be made to the alphabetical list of products published annually in the report "The Manufacturing Industries of Canada".

TABLE 4. Materials Used, 1948 and 1949

Principal materials	1948		1949	
	Quantity	Cost value	Quantity	Cost value
		\$		\$
Pearl, shell..... lb.	1	1	1	1
Vegetable ivory nuts	1	1	1	1
Plastic materials (artificial horn, galalith, lactoid, moulding powder, casein, bakelite, catalin).....	1,290,374	428,731	1,182,034	408,182
Celluloid	119,497	114,271	87,762	78,504
Metal	—	445,946	—	488,704
Button and buckle blanks	651,424	300,945	398,976	206,926
Button backs and parts	—	123,620	—	155,114
Cotton tape	—	663,988	—	624,577
All other materials	—	950,676	—	969,625
Containers and shipping materials	—	50,056	—	183,612
Total Cost of Materials Used	—	3,078,233	—	3,115,444

1. Less than 3 establishments reporting — included under "All other materials".

TABLE 5. Imports of Buttons, Buckles and Fasteners, 1948 and 1949

Items	1948		1949	
	Quantity	Value	Quantity	Value
	Gross	\$	Gross	\$
Button blanks of animal shells, in the rough.....	—	133,132	—	96,496
Buttons and button blanks other than in the rough, of vegetable ivory.....	233	230	554	420
Buttons, collar and cuff.....	373	850	2,700	21,426
Buttons of all kinds, covered or not, n.o.p., including recognition buttons, and button blanks other than in the rough.....	90,139	103,676	357,340	327,445
Buckles, clasps, eyelets, hooks and eyes, dome, snap, or other fasteners, of iron, steel, brass or other metal, coated or not, n.o.p. (not being jewellery).....	—	788,095	—	1,000,608
Metal parts for the manufacture of covered buttons.....	—	140,746	—	291,976
Slide, hookless and zipper fasteners.....	—	2,343	—	28,702

TABLE 6. Exports of Buttons, Buckles and Fasteners, 1948 and 1949

Items	1948	1949
	Value	Value
	\$	\$
Buckles and slide or hookless fasteners of all kinds.....	25,202	13,563
Buttons.....	174,247	67,807

TABLE 7. Employees by Sex and Remuneration, 1948 and 1949

		1948	1949
Salaried Employees:			
Total.....	No.	255	282
Male.....	No.	144	171
Female.....	No.	111	111
Total Salaries.....	\$	825,615	890,527
Wage-earners:			
Monthly average.....	No.	1,589	1,400
Male.....	No.	684	640
Female.....	No.	905	760
Total Wages.....	\$	2,548,066	2,484,117
All Employees:			
Total.....	No.	1,844	1,682
Male.....	No.	828	811
Female.....	No.	1,016	871
Total Salaries and Wages.....	\$	3,373,681	3,374,644

TABLE 8. Monthly Employment of Wage-earners, 1947-1949

Months	1947			1948			1949		
	Male	Female	Total	Male	Female	Total	Male	Female	Total
	No.	No.	No.	No.	No.	No.	No.	No.	No.
January.....	822	952	1,774	760	1,000	1,760	675	793	1,468
February.....	812	962	1,774	761	958	1,719	683	782	1,465
March.....	811	968	1,779	739	953	1,692	655	758	1,413
April.....	794	978	1,772	665	856	1,521	634	705	1,339
May.....	766	954	1,720	674	886	1,560	624	709	1,333
June.....	772	932	1,704	662	866	1,528	634	715	1,349
July.....	744	904	1,648	688	909	1,597	637	723	1,360
August.....	755	910	1,665	651	928	1,579	638	779	1,417
September.....	755	883	1,638	634	874	1,508	638	820	1,458
October.....	751	896	1,647	662	928	1,590	627	849	1,476
November.....	747	1,001	1,748	654	842	1,496	617	779	1,396
December.....	767	938	1,705	648	824	1,472	609	684	1,293
Monthly average.....	774	939	1,713	684	905	1,589	640	760	1,400

TABLE 9. Principal Statistics of the Button, Buckle and Fastener Industry, Grouped According to the Size of Establishments, 1948 and 1949


Establishments having a production of	Estab- lish- ments	Employees	Salaries and Wages	Cost of Materials Used	Gross Value of Production
	No.	No.	\$	\$	\$
1948					
Under \$25,000.....	4	14	27,277	12,869	56,894
\$25,000 to \$50,000.....	3	23	34,008	54,067	97,630
\$50,000 to \$100,000.....	6	71	98,348	242,078	463,643
\$100,000 to \$500,000.....	14	589	919,416	1,158,210	2,751,784
\$500,000 to \$1,000,000.....	4	1,147	2,294,632	1,611,009	5,666,474
\$1,000,000 and over.....	4	1,147	2,294,632	1,611,009	5,666,474
Total.....	31	1,844	3,373,681	3,078,233	9,036,425
1949					
Under \$25,000.....	5	25	40,172	44,431	92,798
\$25,000 to \$50,000.....	3	35	44,928	45,519	108,713
\$50,000 to \$100,000.....	6	69	134,547	246,597	464,292
\$100,000 to \$500,000.....	16	598	998,395	1,242,913	3,043,541
\$500,000 to \$1,000,000.....	4	955	2,156,602	1,535,984	4,296,726
\$1,000,000 and over.....	4	955	2,156,602	1,535,984	4,296,726
Total.....	34	1,682	3,374,644	3,115,444	8,006,070

APPENDIX

List of Firms Manufacturing Buttons, Buckles and Fasteners in Canada

Name	Address	Main Products
Quebec:		
Acme Slide Fasteners Co.....	1740 St. Antoine St., Montreal.....	F
Allied Industries Reg'd.....	1410 Clarke St., Montreal.....	B, OP
Alnor Button Co.	407 Ontario W., Montreal	B
Alpha Slide Fasteners Ltd.	140 Jean Talon W., Montreal 15	F
Atlas Slide Fastener Corp.	3575 St. Lawrence Blvd., Montreal...	F
Canadian Buttons Limited	1850 St. Antoine St., Montreal	B
Corona Slide Fastener Inc.	7250 Clark St., Montreal	F
Clix Fastener Corporation	425 River St., Montreal	F
Fashion Ladies Belts	2010 City Councillors, Montreal	F
Fashler Fashions, Reg'd.....	1455 Bleury St., Montreal	F
Ginn Brothers, Ltd.	280 Regina Ave., Verdun.....	B, F, OP
Holtite Fastener Co.	360 Recollet St., Montreal	F
Jet Fastener, Corp.	420 St. Peter St., Montreal	F
Jiffy Join Inc.	762 St. Paul St. West, Montreal	F
Mack Moulding Ltd.	33 Taylor St., Waterloo, Que.	B
Montreal Ornament & Button Mfg. Co.	2025 St. Lawrence Blvd., Montreal...	F
Pearl Button Manufacturing Company of Canada, Limited	Ste. Therese	B
Premier Button & Buckle Co.	19 Notre Dame E., Montreal.....	B, F
Rapid Belt & Button Co.	486 St. Catherine St. W., Montreal ...	B, F, OP
Rajac Novelty Products Inc.	442 St. Helen St., Montreal	B, F, OP
Stein Button Company	745 St. Maurice St., Montreal	B, OP
Spitfire Fasteners Inc.	1618 St. Lawrence Blvd., Montreal...	F
The Canadian Spool Cotton Co.	421 Pie IX Blvd., Montreal	F
Toyland Products Ltd.	540 Beaudry St., Montreal.....	B, OP
Ontario:		
American Trimming Co. Ltd.	141 Spadina Ave., Toronto.....	F
Button Sales Limited.....	133 Niagara St., Toronto.....	B
Capitol Ornament Co., Ltd.	104 Spadina Ave., Toronto.....	B, OP
Dominion Button Manufacturers Ltd.	57 Water St. North, Kitchener	B
Excel Jewellery Ltd.	204 Spadina Ave., Toronto.....	B
Flash Fasteners of Canada, Ltd.	300 Lake Shore Rd., Toronto 14	F
Gassyt, M.	114 Blantyre Ave., Toronto	F
Kitchener Button Industries Ltd.	70 Victoria St. N., Kitchener	B, OP
Lightning Fastener Co. Ltd.	Niagara St., St. Catharines, Ont.	F
Mitchell Button Co., Ltd.	97 Victoria St. N., Kitchener	B
Universal Button Fastening & Button Company of Canada, Ltd.	1076 Walker Road, Walkerville	B, F

Note. Code for Products Made: B — Buttons; F — Fasteners and Buckles; OP — Other Products.



STATISTICS CANADA LIBRARY
BIBLIOTHÈQUE STATISTIQUE CANADA



1010671776