

C-2


DOMINION BUREAU OF STATISTICS

Industry and Merchandising Division

OTTAWA



Published by Authority of the Rt. Hon. G. D. Howe, Minister of Trade and Commerce



Vol. 17 - No. 6

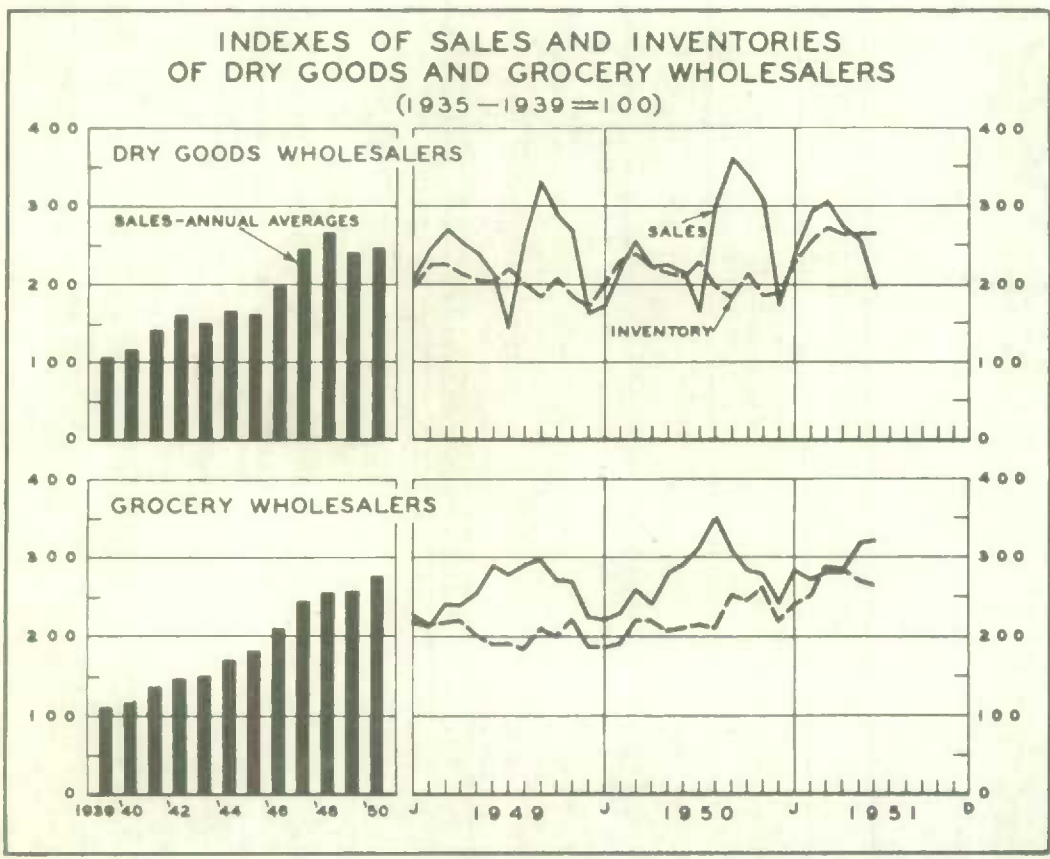
9

WHOLESALE TRADE

JUNE, 1951

Sales of wholesalers in June 1951 exceeded the June, 1950 volume by 5% but were 5% below sales in May 1951. These figures are based on statements submitted by some 400 firms representing nine lines of trade. The June increase over a year ago was considerably lower than that of 17% registered for the first six months of 1951 over the corresponding period of 1950. The general unadjusted index (on the base, average for 1935-1939 = 100) stood at 343.0 for June 1951, 326.4 for June 1950, and 361.7 for May 1951.

Stocks in the hands of wholesalers at the end of June 1951 were valued 24% higher than at June 30, 1950.



Increases in sales for various regions of the country varied only slightly from the Canada average of 5% except for British Columbia where a gain of 11% in dollar volume of wholesale sales was recorded.

Automotive parts and equipment wholesalers again registered the greatest increase among the individual trades, with sales up 17% over June a year ago, but the June gain was considerably lower than the 37% increase for the first half of 1951 compared with the corresponding period of 1950. Stocks of automotive wholesalers were valued 37% higher than at June 30, 1950. Hardware wholesalers, which had shared with automotive wholesalers the lead in amount of percentage increase for the past several months, reported sales up only 7% over June 1950 as compared with a 32% increase for the year to date. The value of hardware wholesalers' inventories was 27% in excess of the total a year previously.

Grocery wholesalers' sales were up 11%, and stocks 25%, compared with totals for June 1950. A gain of 9% in sales, and of 31% in stocks was reported by footwear wholesalers. Smaller gains of 5% and 2% occurred in sales of drug and tobacco and confectionery wholesalers respectively.

Sales of fruit and vegetable wholesalers dropped 6% below the volume of sales in June 1950, with the six-month cumulative sales 2% above the first six months of 1950.

Decreases were recorded by dry goods wholesalers and clothing wholesalers for the first time this year. Sales of the former were 8% below those for June last year while stocks were valued 26% higher. A decrease of 12% in sales was registered by clothing wholesalers, with stocks in this trade valued 24% above June 30, 1950. Sales during the first half of the year were 19% higher in the case of dry goods wholesalers and 12% greater for clothing wholesalers than in the first half of 1950.

Grocery and Dry Goods Wholesalers' Inventories


| <u>Month and Year</u> | <u>Index Numbers of Wholesale Inventories</u> (Average for 1935-1939 = 100) | | <u>Stocks/Sales Ratios</u> |
|---------------------------|--|--------------------------------|--------------------------------|
| | <u>Dry Goods Wholesalers</u> | <u>Grocery Wholesalers</u> | <u>Grocery Wholesalers</u> |
| June 1948 | 184.6 | 175.7 | 1.03 |
| June 1949 | 203.4 | 189.2 | .95 |
| June 1950 | 210.5 | 210.6 | .96 |
| May 1951 | 264.0 | 270.1 | 1.09 |
| June 1951 | 265.4 | 262.8 | 1.12 |

Year's subscription, \$1.00
Single copies, .10

Percentage Changes in Wholesale Trade (1)
(Preliminary)

| Trade and Region | SALES | | INVENTORY |
|---|------------------------|----------------------------------|--------------------------------|
| | June 1951 June 1950 | Jan.-June 1951 Jan.-June 1950 | June 30, 1951 June 30, 1950 |
| <u>WHOLESALE TRADE (1) CANADA</u> | +5.1 | +17.4 | +23.9 |
| Maritimes | +4.2 | +13.0 | |
| Quebec | +2.4 | +18.1 | |
| Ontario | +4.3 | +17.4 | |
| Prairies | +5.2 | +15.4 | |
| British Columbia | +10.8 | +22.7 | |
| <u>Auto Parts and Equipment (2)</u> | +17.2 | +36.8 | +37.0 |
| Maritimes and Quebec | +19.5 | +46.3 | |
| Ontario | +14.7 | +31.5 | |
| Western Provinces | +18.7 | +38.3 | |
| <u>Drugs</u> | + 5.1 | +15.0 | + 1.5 |
| Maritimes, Quebec and Ontario. | + 3.7 | +13.5 | |
| Western Provinces | + 8.3 | +18.7 | |
| <u>Clothing</u> | -11.7 | +12.2 | +24.1 |
| Quebec | -13.4 | - | |
| Ontario and Western Provinces. | -10.6 | - | |
| <u>Footwear</u> | + 8.5 | +25.8 | +30.6 |
| Maritimes and Quebec | +37.2 | - | |
| Ontario and Western Provinces. | - 9.8 | - | |
| <u>Dry Goods</u> | - 8.3 | +19.4 | +26.1 |
| Maritimes and Quebec | - 7.3 | +21.7 | |
| Ontario | -12.9 | +17.5 | |
| Western Provinces | - 3.2 | +18.2 | |
| <u>Fruits and Vegetables</u> | - 6.2 | + 2.2 | - 1.2 |
| Maritimes and Quebec | - 8.3 | + 4.4 | |
| Ontario | + 1.0 | + 5.5 | |
| Western Provinces | -11.4 | - 2.3 | |
| <u>Groceries</u> | +11.3 | +15.4 | +24.8 |
| Maritimes | + 7.5 | + 9.0 | |
| Quebec | + 4.8 | +10.9 | |
| Ontario | + 7.6 | +14.5 | |
| Prairies | +15.3 | +17.7 | |
| British Columbia | +20.9 | +22.7 | |
| <u>Hardware</u> | + 6.5 | +32.2 | +27.0 |
| Maritimes | - 1.1 | +24.4 | |
| Quebec | + 8.0 | +36.9 | |
| Ontario | + 5.5 | +36.1 | |
| Western Provinces | + 7.1 | +28.7 | |
| <u>Tobacco and Confectionery</u> | + 2.1 | + 8.2 | +10.6 |
| Maritimes and Quebec..... | - 2.2 | + 3.7 | |
| Ontario | + 7.0 | +13.3 | |
| Western Provinces | - 0.8 | + 5.2 | |

(1) Composite of Nine Trades. (2) Designation of this group has been changed from "Automotive Equipment" but the content is the same. NOTE: Figures for Newfoundland are not available.



MONTHLY INDEX NUMBERS OF WHOLESALE SALES IN CANADA
(Average 1935-1939=100)

| Month and Year | WHOLESALE TRADE | | | | | | AUTO PARTS AND EQUIPMENT | | | |
|-----------------|-----------------|-----------------------|-------------------|----------|-------------------|---------------------------|--------------------------|--------------------|-------------------|-------------------|
| | CANADA | Maritimes | Quebec | Ontario | Prairies | British Columbia | CANADA | Maritimes & Quebec | Ontario | Western Provinces |
| June 1948 | 290.0 | 303.9 | 254.7 | 300.6 | 277.4 | 342.6 | 379.0 | 399.0 | 349.6 | 408.0 |
| June 1949 | 310.9 | 305.1 | 258.8 | 325.2 | 306.8 | 377.5 | 415.0 | 411.8 | 388.4 | 450.8 |
| June 1950 | 326.4 | 310.9 | 281.6 | 339.5 | 325.5 | 380.1 | 430.8 | 414.7 | 424.1 | 450.8 |
| May 1951 | 361.7 | 353.9 | 311.6 | 404.2 | 357.6 | 441.5 | 513.0 | 633.7 | 459.2 | 529.1 |
| June 1951 | 343.0 | 324.0 | 288.4 | 354.1 | 342.4 | 421.2 | 504.9 | 495.6 | 486.4 | 535.1 |
| | DRUGS | | | CLOTHING | | FOOTWEAR | DRY GOODS | | | |
| | CANADA | Maritimes Que. & Ont. | Western Provinces | CANADA | CANADA | CANADA | CANADA | Maritimes & Quebec | Ontario | Western Provinces |
| June 1948 | 274.2 | 258.5 | 316.1 | 243.2 | 218.5 | 239.2 | 249.8 | 240.3 | 213.4 | |
| June 1949 | 289.0 | 271.2 | 337.6 | 229.3 | 206.3 | 212.2 | 215.6 | 227.6 | 180.7 | |
| June 1950 | 299.7 | 281.5 | 348.7 | 230.2 | 216.6 | 215.0 | 218.2 | 222.6 | 193.0 | |
| May 1951 | 365.3 | 352.6 | 395.7 | 229.4 | 317.4 | 252.5 | 231.8 | 272.5 | 259.3 | |
| June 1951 | 315.0 | 291.9 | 377.6 | 203.3 | 235.0 | 197.2 | 202.3 | 193.9 | 186.8 | |
| | GROCERIES | | | | | | FRUITS AND VEGETABLES | | | |
| | CANADA | Maritimes | Quebec | Ontario | Prairies | British Columbia | CANADA | Maritimes & Quebec | Ontario | Western Provinces |
| June 1948 | 269.4 | 308.8 | 224.6 | 276.4 | 248.5 | 331.7 | 256.1 | 235.6 | 281.5 | 242.0 |
| June 1949 | 289.9 | 307.3 | 234.0 | 304.9 | 266.6 | 375.2 | 309.4 | 274.5 | 307.7 | 330.8 |
| June 1950 | 289.9 | 309.5 | 242.0 | 299.7 | 272.2 | 363.2 | 359.8 | 364.0 | 342.5 | 376.1 |
| May 1951 | 319.0 | 324.1 | 259.8 | 315.8 | 313.1 | 444.9 | 364.6 | 345.5 | 384.4 | 338.0 |
| June 1951 | 322.7 | 332.7 | 253.6 | 322.5 | 313.8 | 439.1 | 337.5 | 333.8 | 345.9 | 333.2 |
| | HARDWARE | | | | | TOBACCO AND CONFECTIONERY | | | | |
| | CANADA | Maritimes | Quebec | Ontario | Western Provinces | CANADA | Maritimes & Quebec | Ontario | Western Provinces | |
| June 1948 | 373.0 | 348.2 | 367.1 | 407.6 | 373.6 | 387.2 | 404.4 | 367.9 | 368.7 | |
| June 1949 | 407.7 | 347.9 | 375.2 | 459.8 | 419.6 | 405.0 | 430.7 | 392.9 | 374.6 | |
| June 1950 | 444.4 | 390.0 | 422.5 | 507.6 | 444.8 | 424.0 | 441.9 | 416.1 | 391.1 | |
| May 1951 | 518.0 | 433.8 | 444.0 | 587.7 | 545.7 | 414.5 | 395.3 | 463.3 | 342.7 | |
| June 1951 | 473.3 | 385.7 | 456.3 | 535.5 | 476.4 | 432.9 | 432.2 | 445.2 | 388.0 | |