

63-205

CV

DOMINION BUREAU  
OF STATISTICS  
MAR 18 1931  
PROPERTY OF THE  
LIBRARY

CANADA  
DEPARTMENT OF TRADE AND COMMERCE  
DOMINION BUREAU OF STATISTICS  
CENSUS OF INDUSTRY

REPORT  
on the  
DYEING, CLEANING & LAUNDRY INDUSTRY  
in  
CANADA  
1929

— + + + —

Published by Authority of the Hon. H. H. Stevens, M.P.,  
Minister of Trade and Commerce

+ + +

OTTAWA

1931

NOTE.- The statistics published in the present statement include only the statistics of such manufacturing establishments as are engaged in dyeing etc., of textiles as their principal product. The Statistics relating to specific products are therefore not to be regarded as comprehensive, as such, are also found as secondary products of other industries.

DEPARTMENT OF TRADE AND COMMERCE  
DOMINION BUREAU OF STATISTICS  
CENSUS OF INDUSTRY  
OTTAWA - CANADA

Dominion Statistician: R.H. Coats, B.A., F.S.S. (Hon.), F.R.S.C.  
Chief, Census of Industry: J.C. Macpherson.

DYEING, CLEANING AND LAUNDRY WORK

Ottawa, February 1931.- A report on the above named industry is herewith presented for the calendar year 1929. The number of establishments, exclusive of hand laundries, reporting to the Bureau by provinces during the years 1928 and 1929 is given in the statement following:-

| Provinces            | 1928                     | 1929                     |
|----------------------|--------------------------|--------------------------|
|                      | Number of Establishments | Number of Establishments |
| Canada               | 375                      | 374                      |
| Prince Edward Island | 1                        | 1                        |
| Nova Scotia          | 20                       | 21                       |
| New Brunswick        | 18                       | 16                       |
| Quebec               | 77                       | 79                       |
| Ontario              | 148                      | 150                      |
| Manitoba             | 20                       | 21                       |
| Saskatchewan         | 17                       | 17                       |
| Alberta              | 16                       | 14                       |
| British Columbia     | 58                       | 55                       |

To prevent disclosure of statistics of individual establishments, the provinces of Prince Edward Island and Nova Scotia have been combined throughout the tables of this report.

Principal Statistics

The following table presents the principal statistics of the industry for the calendar years 1928 and 1929. A column showing the increase (+) or decrease (-) of the statistical items have been added to complete the table.

Principal Statistics of the Industry, 1928 and 1929.

|                          |      | 1928       | 1929       | Increase (+)<br>Decrease (-) |
|--------------------------|------|------------|------------|------------------------------|
| Establishments reporting | No.  | 375        | 374        | (-) 1                        |
| Capital invested, total  | \$   | 23,592,606 | 26,839,632 | (+) 3,247,026                |
| Fixed capital            | \$   | 20,123,150 | 22,732,998 | (+) 2,609,848                |
| Working capital          | \$   | 3,469,456  | 4,106,634  | (+) 637,178                  |
| Employees on salaries -  |      |            |            |                              |
| Male                     | No.  | 596        | 641        | (+) 45                       |
| Female                   | No.  | 420        | 436        | (+) 16                       |
| Total salaries           | \$   | 1,656,129  | 1,921,760  | (+) 265,631                  |
| Employees on wages -     |      |            |            |                              |
| Male                     | No.  | 4,311      | 4,634      | (+) 323                      |
| Female                   | No.  | 6,342      | 6,995      | (+) 653                      |
| Total wages              | \$   | 8,970,202  | 10,026,796 | (+) 1,056,594                |
| Cost of fuel             | \$   | 1,002,489  | 1,045,153  | (+) 42,664                   |
| Power Installation -     |      |            |            |                              |
| Units                    | No.  | 1,766      | 1,991      | (+) 225                      |
| Capacity                 | H.P. | 14,773     | 15,224     | (+) 451                      |
| Cost of Materials        | \$   | 3,007,047  | 3,403,667  | (+) 396,620                  |
| Gross value of products  | \$   | 23,618,823 | 26,559,285 | (+) 2,940,462                |
| Net value of products    | \$   | 20,611,776 | 23,155,618 | (+) 2,543,842                |



DYEING, CLEANING AND LAUNDRY WORK

Comparative Statistics

A table showing comparative statistics covering the period from the inception of the annual census to date is appended. The figures for the years 1921-1924 included a large number of hand laundries which have been eliminated in succeeding years, the inclusion of which appears to have but little effect in swelling the totals of the various statistical items except in the number of establishments. The value of production since 1918 shows a gradual increase till 1920, the year of high prices, is reached. In 1921 owing to world-wide depression in industry the gross value of production had fallen to \$13,878,805 but from this date forward, with a return to normal conditions, increases have been maintained, the high point being reached in 1929.

Comparative Statistics of the Dyeing, Cleaning and Laundry Industry. 1918-1929.

| Years | Estab-lish-ments No. | Capital \$ | Em-ployees No. | Salaries and Wages \$ | Cost of Materials \$ | Value of Production |            |
|-------|----------------------|------------|----------------|-----------------------|----------------------|---------------------|------------|
|       |                      |            |                |                       |                      | Gross \$            | Net \$     |
| 1918  | 341                  | 6,801,443  | 6,523          | 4,140,720             | 1,440,506            | 8,969,272           | 7,528,766  |
| 1919  | 366                  | 8,440,606  | 7,240          | 5,320,612             | 1,664,850            | 11,840,778          | 10,175,928 |
| 1920  | 379                  | 9,601,764  | 7,246          | 6,527,321             | 1,835,375            | 14,167,933          | 12,332,558 |
| 1921  | 535                  | 7,870,654  | 6,872          | 6,247,736             | 1,796,202            | 13,878,805          | 12,082,603 |
| 1922  | 620                  | 8,740,368  | 7,490          | 6,538,832             | 1,733,273            | 14,649,726          | 12,915,453 |
| 1923  | 605                  | 10,798,737 | 7,969          | 7,156,359             | 1,824,628            | 15,551,684          | 13,727,056 |
| 1924  | 518                  | 14,930,859 | 8,134          | 7,512,280             | 2,218,890            | 15,577,050          | 13,358,160 |
| 1925  | 343                  | 15,857,978 | 8,089          | 7,338,108             | 2,433,053            | 15,578,482          | 13,065,429 |
| 1926  | 350                  | 17,278,327 | 8,975          | 8,228,663             | 2,104,176            | 17,642,268          | 15,538,092 |
| 1927  | 355                  | 20,029,231 | 9,959          | 9,132,118             | 2,584,884            | 20,101,889          | 17,517,005 |
| 1928  | 375                  | 23,592,606 | 11,669         | 10,626,331            | 3,007,047            | 23,618,823          | 20,611,776 |
| 1929  | 374                  | 26,839,632 | 12,706         | 11,948,556            | 3,403,667            | 26,559,285          | 23,155,618 |

Size of Establishments

The tendency towards concentration in industrial enterprises is exemplified in a series of tables showing in a threefold way the size of establishments in the Laundry and Dyeing Industry measured by (a) capital investment, (b) gross value of production and (c) the number of persons employed, all within certain groups or limitations, for the calendar years 1928 and 1929. The tables also serve to indicate the movement of capital, production and employment within the industry.

In 1928, the total number of establishments reporting had risen to 375, the total capital investment to \$23,592,606, the gross value of production to \$23,618,823 and the total employment to 11,669. Of the total number of establishments 26 had a total invested capital of \$11,292,139 or nearly 48 per cent of the total and an average investment per plant of \$434,313. Twenty-three establishments had a combined output of \$8,590,124 or more than 36 per cent of the total and an average output of \$373,484 per establishment. In employment, 25 establishments had a combined payroll of 4,098 individuals or 35 per cent of the total with an average employment of 164 per establishment.

In 1929, the total number of establishments reporting fell to 374 but the total capital investment rose to \$26,839,632, the gross value of production to \$26,559,285, and the total employment to 12,706. Of the total number of establishments 26 had a total invested capital of \$12,921,506 or 48 per cent of the total and an average

General Ledger

1875

Received of the Treasurer of the State of New York, for the balance of the fund for the purchase of land for the State of New York, the sum of \$100,000.00

Statement of the Treasurer of the State of New York, for the year ending December 31, 1875

| Item   | Amount       | Total        |
|--|--------------|--------------|
| Balance on hand, January 1, 1875   | \$100,000.00 | \$100,000.00 |
| Received of the Treasurer of the State of New York, for the balance of the fund for the purchase of land for the State of New York | \$100,000.00 | \$200,000.00 |
| Disbursements for the purchase of land for the State of New York   | \$100,000.00 | \$100,000.00 |
| Balance on hand, December 31, 1875   | \$100,000.00 | \$100,000.00 |

Statement of the Treasurer of the State of New York, for the year ending December 31, 1875

The Treasurer of the State of New York, for the year ending December 31, 1875, has the honor to acknowledge the receipt of the sum of \$100,000.00 from the Treasurer of the State of New York, for the balance of the fund for the purchase of land for the State of New York.

Witness my hand and the seal of the State of New York, at Albany, this 31st day of December, 1875.

DYEING, CLEANING AND LAUNDRY WORK

investment per plant of \$496,981. Twenty-six establishments had a combined output of \$10,424,833 or more than 39 per cent of the total and an average output of \$400,955 per establishment. In employment 26 establishments had a combined payroll of 4,538 individuals or 35 per cent of the total with an average employment of 175 per establishment.

(a) Capital invested in establishments grouped according to value, 1928 and 1929.

| Groups of Invested Capital   | 1928                 |                     |                                       | 1929                 |                     |                                       |
|------------------------------|----------------------|---------------------|---------------------------------------|----------------------|---------------------|---------------------------------------|
|                              | Estab-lish-ments No. | Capital Invested \$ | Average Capital per Estab-lishment \$ | Estab-lish-ments No. | Capital Invested \$ | Average Capital per Estab-lishment \$ |
| Under \$50,000               | 259                  | 4,006,831           | 15,470                                | 251                  | 4,439,406           | 17,687                                |
| \$50,000 to under \$100,000  | 61                   | 4,514,420           | 74,007                                | 60                   | 4,309,236           | 71,821                                |
| \$100,000 to under \$200,000 | 29                   | 3,779,216           | 130,318                               | 37                   | 5,169,484           | 139,716                               |
| \$200,000 to under \$500,000 | 21                   | 6,310,117           | 300,482                               | 19                   | 5,678,705           | 298,879                               |
| \$500,000 and over           | 5                    | 4,982,022           | 996,404                               | 7                    | 7,242,801           | 1,034,686                             |
| <b>TOTAL</b>                 | <b>375</b>           | <b>23,592,606</b>   | <b>62,913</b>                         | <b>374</b>           | <b>26,839,632</b>   | <b>71,764</b>                         |

(b) Gross value of production in establishments grouped according to value, 1928 and 1929.

| Groups of Value of Production | 1928                 |                               |                                     | 1929                 |                               |                                     |
|-------------------------------|----------------------|-------------------------------|-------------------------------------|----------------------|-------------------------------|-------------------------------------|
|                               | Estab-lish-ments No. | Gross value of Produc-tion \$ | Average Value per Estab-lishment \$ | Estab-lish-ments No. | Gross value of Produc-tion \$ | Average value per Estab-lishment \$ |
| Under \$50,000                | 245                  | 4,578,763                     | 18,689                              | 228                  | 4,329,428                     | 18,989                              |
| \$50,000 to under \$100,000   | 67                   | 5,098,891                     | 76,103                              | 69                   | 5,020,025                     | 72,754                              |
| \$100,000 to under \$200,000  | 40                   | 5,351,045                     | 133,776                             | 51                   | 6,784,999                     | 133,039                             |
| \$200,000 to under \$500,000  | 20                   | 5,880,489                     | 294,024                             | 20                   | 5,763,905                     | 288,195                             |
| \$500,000 and over            | 3                    | 2,709,635                     | 903,211                             | 6                    | 4,660,928                     | 776,821                             |
| <b>TOTAL</b>                  | <b>375</b>           | <b>23,618,823</b>             | <b>62,984</b>                       | <b>374</b>           | <b>26,559,285</b>             | <b>71,014</b>                       |

(c) Employees in establishments grouped by number 1928 and 1929.

| Groups of Employees      | 1928                 |               |   | 1929                 |               |   |
|--------------------------|----------------------|---------------|---|----------------------|---------------|---|
|                          | Estab-lish-ments No. | Employees No. | Average Employ-ees per Estab-lishment No. | Estab-lish-ments No. | Employees No. | Average Employ-ees per Estab-lishment No. |
| Under 20 employees       | 213                  | 1,670         | 8   | 200                  | 1,636         | 8   |
| 20 to under 50 employees | 94                   | 2,942         | 31  | 98                   | 3,064         | 31  |
| 50 to under 100 "        | 43                   | 2,959         | 69  | 50                   | 3,468         | 69  |
| 100 to under 500 "       | 25                   | 4,098         | 164                                       | 26                   | 4,538         | 175                                       |
| <b>TOTAL</b>             | <b>375</b>           | <b>11,669</b> | <b>31</b>                                 | <b>374</b>           | <b>12,706</b> | <b>34</b>                                 |

Production Statistics

The statistics of production in the Laundry and Dyeing Industry for the calendar years 1928 and 1929 are shown by values only in Table 1. The increase in production over 1928 was \$2,940,462 and the provinces contributing thereto were in order, Ontario \$1,065,119, Quebec \$955,111, British Columbia \$287,445, Manitoba \$204,882, Alberta \$199,284, Prince Edward Island and Nova Scotia \$103,571, Saskatchewan \$74,973, and New Brunswick \$50,077. The statistics for Prince Edward Island have been combined with those of Nova Scotia to prevent disclosure of individual information.

THE UNIVERSITY OF CHICAGO  
DEPARTMENT OF CHEMISTRY  
5408 SOUTH DIVISION STREET  
CHICAGO, ILLINOIS 60637

RESEARCH REPORT

1. TITLE: [Faint text]

2. AUTHOR: [Faint text]

3. DATE: [Faint text]

4. ABSTRACT: [Faint text]

5. SUMMARY: [Faint text]

6. INTRODUCTION: [Faint text]

7. EXPERIMENTAL: [Faint text]

8. RESULTS AND DISCUSSION: [Faint text]

9. CONCLUSIONS: [Faint text]

10. REFERENCES: [Faint text]

APPENDIX

11. APPENDIX A: [Faint text]

12. APPENDIX B: [Faint text]



DYEING, CLEANING AND LAUNDRY WORK

Production Statistics(Cont'd).

The statistics published in the present statement are not to be considered as comprehensive because such operations as dyeing, bleaching, etc., are also carried on in various textile industries as a principal process in the preparation of their finished products to adapt them for further manufacture and sale.

Table 1.- Value of Work done by Provinces, 1928.

| Provinces                            | Dyeing and finishing of Textile Goods<br>\$ | Dyeing and Cleaning of Garments<br>\$ | Bleaching and shrinking of Textiles<br>\$ | Laundry and cleaning work<br>\$ | All Other Work <sup>1</sup><br>\$ | Total Value of Work by Provinces<br>\$ |
|--------------------------------------|---|---------------------------------------|---|---------------------------------|-----------------------------------|--|
| Prince Edward Island and Nova Scotia | -   | 88,904                                | -   | 506,476                         | 19,422                            | 614,802                                |
| New Brunswick                        | -   | 63,442                                | -   | 355,683                         | 2,774                             | 421,899                                |
| Quebec                               | 1,944,815                                   | 617,840                               | 102,040                                   | 3,961,199                       | 234,693                           | 6,860,587                              |
| Ontario                              | 1,115,543                                   | 1,358,654                             | 96,190                                    | 6,359,683                       | 134,063                           | 9,064,133                              |
| Manitoba                             | 2,447                                       | 550,553                               | -   | 1,338,785                       | 539                               | 1,892,324                              |
| Saskatchewan                         | -   | 175,994                               | -   | 614,456                         | 31,919                            | 822,369                                |
| Alberta                              | 2,100                                       | 176,540                               | -   | 1,087,367                       | 6,609                             | 1,272,616                              |
| British Columbia                     | 9,361                                       | 439,376                               | 6,830                                     | 2,185,167                       | 29,359                            | 2,670,093                              |
| Total work done by classes           | 3,074,266                                   | 3,471,303                             | 205,060                                   | 16,408,816                      | 459,378                           | 23,618,823                             |

Value of work done by Provinces, 1929.

|                                      |           |           |         |            |         |            |
|--------------------------------------|-----------|-----------|---------|------------|---------|------------|
| Prince Edward Island and Nova Scotia | 10,691    | 106,289   | -       | 579,891    | 21,502  | 718,373    |
| New Brunswick                        | 8,295     | 56,073    | -       | 405,267    | 2,341   | 471,976    |
| Quebec                               | 2,069,914 | 854,703   | 16,065  | 4,607,693  | 267,323 | 7,815,698  |
| Ontario                              | 1,383,879 | 1,464,946 | 105,657 | 7,091,155  | 83,615  | 10,129,252 |
| Manitoba                             | 500       | 671,906   | -       | 1,424,089  | 711     | 2,097,206  |
| Saskatchewan                         | 75        | 111,061   | -       | 736,418    | 49,788  | 897,342    |
| Alberta                              | 186,417   | 10,392    | -       | 1,265,046  | 10,045  | 1,471,900  |
| British Columbia                     | 7,214     | 422,532   | 7,275   | 2,496,189  | 24,328  | 2,957,538  |
| Total work done by classes           | 3,666,985 | 3,697,902 | 128,997 | 18,605,748 | 459,653 | 26,559,285 |

<sup>1/</sup> Includes carpet and feather cleaning.



DYEING, CLEANING AND LAUNDRY WORK

Table 2 presents statistics of capital invested for the Dominion and the provinces for the calendar years 1928 and 1929 under two main heads,- fixed capital and working capital. The former includes the value of land, buildings and machinery and tools, whilst the latter includes (a) material and stocks on hand, finished products, stocks in process, fuel, etc., (b) Cash, trading and operating accounts, etc. The increase in capital investment in 1929 amounted to \$3,247,026 or 13.76 per cent. Each of the provinces showed an increase in capital investment; Quebec being highest with \$1,262,641 or approximately 39 per cent of the total increase in the industry.

Table 2.- Capital invested in the Dyeing, Cleaning and Laundry Industry in 1928 and 1929.

| Provinces                            | Fixed Capital                       | Working Capital  |  | Total Capital |
|--------------------------------------|-------------------------------------|--|--|---------------|
|                                      | Land, buildings machinery and tools | Materials and stocks on hand, stocks in process, finished products, fuel, etc. | Cash, trading and operating accounts, etc. |               |
|                                      | \$                                  | \$   | \$   | \$            |
| 1928                                 |                                     |  |  |               |
| CANADA                               | 20,123,150                          | 730,899  | 2,738,557                                  | 23,592,606    |
| Prince Edward Island and Nova Scotia | 439,351                             | 12,570   | 66,325                                     | 518,246       |
| New Brunswick                        | 311,383                             | 10,627   | 32,693                                     | 354,703       |
| Quebec                               | 6,214,417                           | 312,018  | 844,904                                    | 7,371,339     |
| Ontario                              | 8,548,672                           | 258,226  | 1,013,209                                  | 9,820,107     |
| Manitoba                             | 1,445,147                           | 32,939   | 252,853                                    | 1,730,939     |
| Saskatchewan                         | 691,730                             | 36,577   | 96,423                                     | 824,730       |
| Alberta                              | 672,060                             | 29,037   | 154,503                                    | 855,600       |
| British Columbia                     | 1,800,390                           | 38,905   | 277,647                                    | 2,116,942     |
| 1929                                 |                                     |  |  |               |
| CANADA                               | 22,732,998                          | 850,806  | 3,255,828                                  | 26,839,632    |
| Prince Edward Island and Nova Scotia | 557,488                             | 16,863   | 64,208                                     | 638,559       |
| New Brunswick                        | 330,513                             | 12,250   | 30,550                                     | 373,313       |
| Quebec                               | 7,293,835                           | 373,018  | 967,127                                    | 8,633,980     |
| Ontario                              | 9,229,764                           | 288,610  | 1,215,104                                  | 10,733,478    |
| Manitoba                             | 1,539,945                           | 37,974   | 247,233                                    | 1,825,152     |
| Saskatchewan                         | 891,203                             | 42,362   | 171,409                                    | 1,104,974     |
| Alberta                              | 780,134                             | 32,940   | 118,565                                    | 931,639       |
| British Columbia                     | 2,110,116                           | 46,789   | 441,632                                    | 2,598,537     |



DYEING, CLEANING AND LAUNDRY WORK  
Employment Statistics

Statistics of Employment are presented in the following series of tables for the calendar years 1928 and 1929.

Table 3. Employees, salaries and wages, 1928 and 1929 by provinces.

Table 4. Employment by months, 1928 and 1929.

Table 5. Working time of plants, 1928 and 1929.


Table 6(a) Hours worked by wage-earners in month of highest employment, 1928 and 1929 by provinces.

Table 6(b) Hours of labour per day and per week, 1928 and 1929, by provinces.

The number of persons employed according to sex together with the amounts paid for salaries, wages, etc., is shown in Table 3 for the calendar years 1928 and 1929. The increase in employment in 1929 numbered 1,037 of whom 368 were males and 669 were females. Salaries increased by \$265,631, and wages by \$1,056,594.

Table 3.- Employees, Salaries and Wages by Provinces, 1928 and 1929.

| Provinces                          | Salaried Employees |        |           | Wage-earners |        |            | Total Employees |        |                       |
|------------------------------------|--------------------|--------|-----------|--------------|--------|------------|-----------------|--------|-----------------------|
|                                    | Male               | Female | Salaries  | Male         | Female | Wages      | Male            | Female | Salaries, wages, etc. |
|                                    | No.                | No.    | \$        | No.          | No.    | \$         | No.             | No.    | \$                    |
| 1928<br>CANADA                     | 596                | 420    | 1,656,129 | 4,311        | 6,342  | 8,970,202  | 4,907           | 6,762  | 10,626,331            |
| Prince Edward Island & Nova Scotia | 13                 | 6      | 37,320    | 110          | 190    | 210,440    | 123             | 196    | 247,760               |
| New Brunswick                      | 9                  | 12     | 29,130    | 94           | 117    | 140,210    | 103             | 129    | 169,340               |
| Quebec                             | 160                | 85     | 478,656   | 1,334        | 1,547  | 2,337,150  | 1,494           | 1,422  | 2,815,806             |
| Ontario                            | 287                | 241    | 728,423   | 1,686        | 2,416  | 3,396,897  | 1,973           | 2,657  | 4,125,320             |
| Manitoba                           | 34                 | 21     | 126,844   | 309          | 500    | 763,661    | 343             | 521    | 910,525               |
| Saskatchewan                       | 16                 | 17     | 46,865    | 124          | 210    | 331,018    | 140             | 227    | 377,883               |
| Alberta                            | 24                 | 19     | 78,109    | 209          | 417    | 510,478    | 233             | 436    | 568,567               |
| British Columbia                   | 53                 | 19     | 130,782   | 445          | 945    | 1,260,328  | 498             | 964    | 1,391,110             |
| 1929<br>CANADA                     | 641                | 436    | 1,921,760 | 4,634        | 6,993  | 10,026,796 | 5,275           | 7,431  | 11,483,556            |
| Prince Edward Island & Nova Scotia | 13                 | 8      | 42,321    | 130          | 231    | 261,078    | 143             | 239    | 303,399               |
| New Brunswick                      | 17                 | 12     | 40,180    | 81           | 128    | 154,499    | 98              | 140    | 194,679               |
| Quebec                             | 196                | 110    | 591,022   | 1,416        | 1,696  | 2,566,094  | 1,612           | 1,806  | 3,137,116             |
| Ontario                            | 285                | 196    | 836,996   | 1,817        | 2,399  | 3,746,233  | 2,102           | 2,795  | 4,583,229             |
| Manitoba                           | 32                 | 19     | 122,265   | 336          | 586    | 883,014    | 368             | 605    | 1,005,279             |
| Saskatchewan                       | 13                 | 17     | 46,186    | 150          | 223    | 373,168    | 163             | 240    | 419,354               |
| Alberta                            | 35                 | 47     | 98,852    | 214          | 494    | 615,130    | 249             | 541    | 713,982               |
| British Columbia                   | 50                 | 27     | 143,938   | 490          | 1,038  | 1,427,580  | 540             | 1,065  | 1,571,510             |



DYEING, CLEANING AND LAUNDRY WORK

Employment Statistics - Con.

Table 4 shows the number at employment in the Dominion classified by sex for each month of the calendar years 1928 and 1929. The maximum of employment was reached in the month of September during both years and the minimum in the month of January. The average monthly employment which is based on the actual operating time of each individual plant, rose from 10,653 employees in 1928 to 11,629 in 1929 or approximately 9.2 per cent.

Table 4.- Employees by Months and by Sex, 1928 and 1929.

| Months                     | 1928   |        |         | Months                     | 1929   |        |         |
|----------------------------|--------|--------|---------|----------------------------|--------|--------|---------|
|                            | Male   | Female | Total   |                            | Male   | Female | Total   |
| January                    | 3,923  | 5,745  | 9,668   | January                    | 4,719  | 6,515  | 10,834  |
| February                   | 3,983  | 5,783  | 9,766   | February                   | 4,368  | 6,488  | 10,856  |
| March                      | 4,195  | 5,965  | 10,160  | March                      | 4,554  | 6,786  | 11,340  |
| April                      | 4,314  | 6,103  | 10,417  | April                      | 4,638  | 6,940  | 11,578  |
| May                        | 4,306  | 6,263  | 10,569  | May                        | 4,652  | 6,964  | 11,616  |
| June                       | 4,269  | 6,378  | 10,647  | June                       | 4,637  | 7,113  | 11,750  |
| July                       | 4,305  | 6,585  | 10,890  | July                       | 4,667  | 7,244  | 11,911  |
| August                     | 4,307  | 6,581  | 10,888  | August                     | 4,699  | 7,263  | 11,962  |
| September                  | 4,385  | 6,671  | 11,056  | September                  | 4,819  | 7,378  | 12,197  |
| October                    | 4,410  | 6,517  | 10,927  | October                    | 4,785  | 7,179  | 11,964  |
| November                   | 4,326  | 6,388  | 10,714  | November                   | 4,612  | 6,994  | 11,606  |
| December                   | 4,244  | 6,348  | 10,592  | December                   | 4,492  | 6,761  | 11,253  |
| Total yearly employment    | 50,967 | 75,327 | 126,294 | Total yearly employment    | 55,242 | 83,625 | 138,367 |
| Average monthly employment | 4,311  | 6,342  | 10,653  | Average monthly employment | 4,634  | 6,995  | 11,629  |

The operating time of plants is shown in Table 5 for the calendar years 1928 and 1929 for the Dominion under three heads: full time, part time and idle.


Table 5.- Operating time of Plants, 1928 and 1929.

| Number of operating plants      | 1928       |                   | 1929       |                   |
|---------------------------------|------------|-------------------|------------|-------------------|
|                                 | Total days | Average per plant | Total days | Average per plant |
|                                 | 375        |                   | 374        |                   |
| Days plants were in operation - |            |                   |            |                   |
| On full time                    | 105,370    | 282.32            | 106,789    | 285.53            |
| On part time                    | 3,629      | 9.68              | 3,558      | 9.52              |
| Idle                            | 4,501      | 12.00             | 3,349      | 8.96              |

Tables 6(a) and 6(b) present statistics of wage-earning employees, in month of highest employment working specified hours, for Canada and the provinces during 1928 and 1929. Table 6(a) shows the number of persons employed at each daily rate and also the percentages of wage-earners at such daily rate. It will be seen that over 31 per cent of the employees worked 8 hours per day or less in 1929. Those working 9 hours per day were over 44 per cent, whilst those working 10 hours per day and over were 25 per cent.

Table 6(a).- Hours worked per day by wage-earners in month of highest employment, 1928 and 1929.

| Provinces                            | Number of wage-earners in month of highest employment working per day of- |         |          |               | Percentage of wage-earners working - |         |          |               |
|--------------------------------------|---|---------|----------|---------------|--------------------------------------|---------|----------|---------------|
|                                      | 8 hours or less   | 9 hours | 10 hours | Over 10 hours | 8 hours or less                      | 9 hours | 10 hours | Over 10 hours |
| 1928                                 |   |         |          |               |                                      |         |          |               |
| CANADA                               | 4,133   | 4,929   | 2,283    | 451           | 35.31                                | 41.61   | 19.27    | 3.81          |
| Prince Edward Island and Nova Scotia | 72  | 242     | 6        | -             | 22.50                                | 75.62   | 1.88     | -             |
| New Brunswick                        | 53  | 161     | 11       | -             | 23.55                                | 71.56   | 4.89     | -             |
| Quebec                               | 375   | 1,004   | 1,615    | 224           | 11.65                                | 31.20   | 50.19    | 6.96          |
| Ontario                              | 1,481   | 2,361   | 594      | 219           | 31.82                                | 50.72   | 12.76    | 4.70          |
| Manitoba                             | 29  | 837     | 23       | 5             | 3.24                                 | 93.63   | 2.57     | .56           |
| Saskatchewan                         | 247   | 125     | 14       | 3             | 63.50                                | 32.13   | 3.60     | .77           |
| Alberta                              | 540   | 97      | 17       | -             | 82.57                                | 14.83   | 2.60     | -             |
| British Columbia                     | 1,386   | 102     | 3        | -             | 92.96                                | 6.84    | .20      | -             |





- 5 -  
DYEING, CLEANING AND LAUNDRY WORK


| Provinces                            | Number of wage-earners in month of highest employment working per day of |         |          |               | Percentage of wage-earners working - |         |          |               |
|--------------------------------------|--|---------|----------|---------------|--------------------------------------|---------|----------|---------------|
|                                      | 8 hours or less  | 9 hours | 10 hours | Over 10 hours | 8 hours or less                      | 9 hours | 10 hours | Over 10 hours |
| 1929                                 |  |         |          |               |                                      |         |          |               |
| CANADA                               | 4,036  | 5,738   | 2,652    | 472           | 31.30                                | 44.48   | 20.56    | 3.66          |
| Prince Edward Island and Nova Scotia | 95   | 291     | 7        | -             | 24.17                                | 74.05   | 1.78     | -             |
| New Brunswick                        | 43   | 133     | 44       | -             | 19.55                                | 60.45   | 20.00    | -             |
| Quebec                               | 261  | 1,109   | 1,784    | 344           | 7.46                                 | 31.70   | 51.00    | 9.84          |
| Ontario                              | 1,397  | 2,648   | 801      | 121           | 28.13                                | 53.31   | 16.13    | 2.43          |
| Manitoba                             | 20   | 973     | -        | -             | 2.01                                 | 97.99   | -        | -             |
| Saskatchewan                         | 240  | 156     | 11       | 7             | 57.97                                | 37.68   | 2.66     | 1.69          |
| Alberta                              | 463  | 312     | 4        | -             | 59.44                                | 40.05   | 0.51     | -             |
| British Columbia                     | 1,517  | 116     | 1        | -             | 92.84                                | 7.10    | 0.06     | -             |

Table 6(b) shows the hours of labour per day and per week for the calendar years 1928 and 1929. The statistics relating to hours of labour in column 1, 2 and 3 are compiled from the number of employees working specified daily hours in the month of highest employment whilst those in columns 4 and 5 represent the standard weekly hours of labour in the industry as reported to the Bureau by individual establishments.

The average daily hours of labour computed on the above basis for the Dominion was 8.90 in 1928 and 8.97 in 1929, while the average standard working hours per week were 49.26 in 1928 and 49.31 in 1929. Average daily hours of labour were highest in Quebec during both years and lowest in British Columbia.

Table 6(b).- Hours of Labour per day and per week  
1928 and 1929.

| Provinces                            | Total hours worked per day and number of wage-earners in month of highest employment |                    |                                       | Standard working hours per week per plant |   |
|--------------------------------------|--|--------------------|---------------------------------------|---|---|
|                                      | Total hours  | Total Wage-earners | Average hours per day per wage-earner | Total                                     | Average hours worked per week per establishment |
| 1928                                 |  |                    |                                       |   |   |
| CANADA                               | 105,390  | 11,846             | 8.90                                  | 18,472                                    | 49.26   |
| Prince Edward Island and Nova Scotia | 2,814  | 320                | 8.79                                  | 1,026                                     | 48.86   |
| New Brunswick                        | 1,933  | 225                | 8.81                                  | 881                                       | 48.95   |
| Quebec                               | 30,538   | 3,218              | 9.49                                  | 3,970                                     | 51.56   |
| Ontario                              | 41,336   | 4,655              | 8.88                                  | 7,281                                     | 49.47   |
| Manitoba                             | 8,047  | 894                | 9.00                                  | 989                                       | 49.45   |
| Saskatchewan                         | 3,273  | 389                | 8.41                                  | 864                                       | 50.82   |
| Alberta                              | 5,363  | 654                | 8.20                                  | 777                                       | 48.56   |
| British Columbia                     | 12,076   | 1,491              | 8.07                                  | 2,684                                     |   |
| 1929                                 |  |                    |                                       |   |   |
| CANADA                               | 115,642  | 12,898             | 8.97                                  | 18,442                                    | 49.31   |
| Prince Edward Island and Nova Scotia | 3,449  | 393                | 8.77                                  | 1,069                                     | 48.59   |
| New Brunswick                        | 1,981  | 220                | 9.00                                  | 836                                       | 52.25   |
| Quebec                               | 33,693   | 3,498              | 9.63                                  | 4,073                                     | 51.56   |
| Ontario                              | 44,349   | 4,967              | 8.93                                  | 7,366                                     | 49.11   |
| Manitoba                             | 8,917  | 993                | 8.98                                  | 1,045                                     | 49.76   |
| Saskatchewan                         | 3,511  | 414                | 8.48                                  | 840                                       | 49.41   |
| Alberta                              | 6,552  | 779                | 8.41                                  | 690                                       | 49.82   |
| British Columbia                     | 13,190   | 1,634              | 8.07                                  | 2,523                                     | 45.87   |



DYEING, CLEANING AND LAUNDRY WORK

Fuel Consumption

The laundry and dyeing industry as a consumer of fuel occupied the fifteenth place in Canadian industries in 1929. Table 7 shows the consumption of the various classes of fuel by quantity and cost value at the works. The value of coal and coke which in 1928 totalled \$804,385 for the Dominion rose to \$874,789 in 1929. Gasoline decreased during this period from \$38,447 to \$7,756 whilst fuel oils show an increase of \$681. The increase in the cost of fuel over 1928 was \$42,664 or 4.3 per cent.

Table 7.- Fuel consumption by provinces, 1928 and 1929.


|                                      | Coal and Coke |            | Gasoline |            | Fuel Oil |            | All Other Fuel | Total Cost of Fuel |
|--------------------------------------|---------------|------------|----------|------------|----------|------------|----------------|--------------------|
|                                      | Quantity      | Cost value | Quantity | Cost Value | Quantity | Cost value | Value only     |                    |
|                                      | ton           | \$         | Gal.     | \$         | Gal.     | \$         | \$             | \$                 |
| 1928                                 |               |            |          |            |          |            |                |                    |
| CANADA                               | 126,821       | 804,385    | 154,821  | 38,447     | 801,765  | 56,073     | 103,584        | 1,002,489          |
| Prince Edward Island and Nova Scotia | 6,014         | 33,924     | 1,800    | 522        | -        | -          | 2,081          | 36,527             |
| New Brunswick                        | 5,178         | 24,176     | 1,400    | 448        | -        | -          | 4,815          | 29,439             |
| Quebec                               | 40,869        | 276,309    | 12,528   | 3,051      | 637,012  | 44,001     | 6,635          | 329,996            |
| Ontario                              | 54,199        | 384,303    | 111,302  | 27,303     | 61,140   | 7,022      | 15,342         | 404,970            |
| Manitoba                             | 6,667         | 43,576     | 5,200    | 1,300      | 60       | 14         | 13,413         | 58,303             |
| Saskatchewan                         | 6,141         | 35,479     | 1,593    | 507        | 6        | 2          | 2,890          | 38,878             |
| Alberta                              | 6,287         | 22,529     | 5,463    | 1,483      | -        | -          | 18,813         | 42,825             |
| British Columbia                     | 1,466         | 14,089     | 15,535   | 3,833      | 103,547  | 5,034      | 38,595         | 61,551             |
| 1929                                 |               |            |          |            |          |            |                |                    |
| CANADA                               | 138,767       | 874,789    | 32,500   | 7,756      | 881,797  | 56,754     | 105,854        | 1,045,153          |
| Prince Edward Island and Nova Scotia | 6,466         | 37,278     | -        | -          | -        | -          | 3,401          | 40,679             |
| New Brunswick                        | 5,648         | 25,772     | 6,200    | 1,560      | -        | -          | 3,194          | 30,526             |
| Quebec                               | 44,618        | 303,323    | 26,300   | 6,196      | 682,498  | 44,956     | 10,466         | 364,941            |
| Ontario                              | 61,884        | 398,631    | -        | -          | 17,170   | 1,742      | 13,561         | 413,934            |
| Manitoba                             | 7,322         | 46,174     | -        | -          | 135      | 29         | 7,432          | 53,635             |
| Saskatchewan                         | 7,036         | 38,113     | -        | -          | 10,198   | 1,327      | 4,112          | 43,552             |
| Alberta                              | 4,933         | 17,008     | -        | -          | -        | -          | 19,591         | 36,599             |
| British Columbia                     | 860           | 8,490      | -        | -          | 171,796  | 8,700      | 44,097         | 61,287             |

Power Installation

The classes of power installed in the industry are shown in Table 8 by provinces according to (a) the number of units in each class and (b) the horsepower according to manufacturer's rating. The total primary power installation was 5,854 in 1928 and 5,326 in 1929. Electric power purchased rose from 8,645 H.P. in 1928 to 9,273 H.P. in 1929, representing an increase of over 7 per cent. Boiler installation for all purposes rose from 367 units with a rated boiler H.P. capacity of 27,442 in 1928 to 400 units with a capacity of 30,933 H.P. in 1929. The cost of electricity purchased was \$205,103 in 1928 and \$238,543 in 1929, an increase over 1928 of approximately 16 per cent.

Table 8.- Power Installation by Provinces, 1928 and 1929.

| Provinces                 | Steam engines and turbines |            | Oil, gas and gasoline engines |            | Hydraulic Turbines or Water wheels |            | Electric Motors             |            |  |            |
|---------------------------|----------------------------|------------|-------------------------------|------------|------------------------------------|------------|-----------------------------|------------|--|------------|
|                           |                            |            |                               |            |                                    |            | Operated by purchased power |            | Operated by power generated by the establishment |            |
|                           | Units No.                  | Rated H.P. | Units No.                     | Rated H.P. | Units No.                          | Rated H.P. | Units No.                   | Rated H.P. | Units No.  | Rated H.P. |
| 1928                      |                            |            |                               |            |                                    |            |                             |            |  |            |
| CANADA                    | 128                        | 5,803      | 10                            | 41         | 1                                  | 10         | 1,546                       | 8,645      | 81   | 274        |
| P.E. Island & Nova Scotia | 15                         | 450        | -                             | -          | -                                  | -          | 29                          | 103        | 12   | 54         |
| New Brunswick             | 18                         | 508        | 8                             | 35         | -                                  | -          | 8                           | 53         | -  | -          |
| Quebec                    | 23                         | 1,281      | -                             | -          | -                                  | -          | 576                         | 2,846      | 31   | 115        |
| Ontario                   | 29                         | 1,536      | -                             | -          | 1                                  | 10         | 620                         | 3,673      | -  | -          |
| Manitoba                  | 5                          | 220        | -                             | -          | -                                  | -          | 85                          | 651        | -  | -          |
| Saskatchewan              | 8                          | 440        | 1                             | 3          | -                                  | -          | 38                          | 181        | 32   | 75         |
| Alberta                   | 5                          | 197        | -                             | -          | -                                  | -          | 85                          | 394        | -  | -          |
| British Columbia          | 25                         | 1,171      | 1                             | 3          | -                                  | -          | 105                         | 744        | 6  | 30         |



DYEING, CLEANING AND LAUNDRY WORK


| Provinces                 | Steam engines and turbines |            | Oil, gas & gasoline engines |            | Hydraulic turbines or water wheels |            | Electric Motors             |            |   |            |
|---------------------------|----------------------------|------------|-----------------------------|------------|------------------------------------|------------|-----------------------------|------------|---|------------|
|                           |                            |            |                             |            |                                    |            | Operated by purchased power |            | Operated by power generated by the Estab. |            |
|                           | Units No.                  | Rated H.P. | Units No.                   | Rated H.P. | Units No.                          | Rated H.P. | Units No.                   | Rated H.P. | Units No.                                 | Rated H.P. |
| 1929<br>CANADA            | 124                        | 5,593      | 2                           | 13         | 76                                 | 230        | 1,758                       | 9,273      | 31  | 115        |
| P.E. Island & Nova Scotia | 14                         | 509        | -                           | -          | 1                                  | 5          | 47                          | 175        | -   | -          |
| New Brunswick             | 14                         | 410        | 1                           | 10         | -                                  | -          | 9                           | 63         | -   | -          |
| Quebec                    | 25                         | 1,296      | -                           | -          | 6                                  | 15         | 634                         | 3,190      | 31  | 115        |
| Ontario                   | 35                         | 1,573      | -                           | -          | 69                                 | 210        | 558                         | 3,721      | -   | -          |
| Manitoba                  | 3                          | 150        | -                           | -          | -                                  | -          | 114                         | 727        | -   | -          |
| Saskatchewan              | 8                          | 398        | -                           | -          | -                                  | -          | 58                          | 167        | -   | -          |
| Alberta                   | 3                          | 137        | -                           | -          | -                                  | -          | 133                         | 533        | -   | -          |
| British Columbia          | 22                         | 1,120      | 1                           | 3          | -                                  | -          | 205                         | 699        | -   | -          |

Cost of Materials

The cost of materials used in each section of the industry with totals for the combined industries is shown in Table 9 for the calendar years 1928 and 1929. The cost of materials in 1929 amounted to \$3,403,667, whilst in 1928 the cost was \$3,007,047.

Table 9.- Cost of Materials by Provinces, 1928 and 1929.

| Provinces                            | Laundry Materials | Dyeing and finishing materials | Total Cost of materials |
|--------------------------------------|-------------------|--------------------------------|-------------------------|
|                                      | \$                | \$                             | \$                      |
| 1928<br>CANADA                       | 1,537,334         | 1,469,713                      | 3,007,047               |
| Prince Edward Island and Nova Scotia | 39,553            | 8,806                          | 48,359                  |
| New Brunswick                        | 35,533            | 8,667                          | 44,200                  |
| Quebec                               | 409,738           | 632,457                        | 1,042,195               |
| Ontario                              | 483,499           | 640,099                        | 1,123,598               |
| Manitoba                             | 176,408           | 61,222                         | 237,630                 |
| Saskatchewan                         | 88,144            | 31,065                         | 119,209                 |
| Alberta                              | 142,671           | 39,098                         | 181,769                 |
| British Columbia                     | 161,738           | 48,299                         | 210,037                 |
| 1929<br>CANADA                       | 1,716,460         | 1,687,207                      | 3,403,667               |
| Prince Edward Island and Nova Scotia | 39,335            | 17,816                         | 57,151                  |
| New Brunswick                        | 36,145            | 8,712                          | 44,857                  |
| Quebec                               | 437,011           | 744,243                        | 1,181,254               |
| Ontario                              | 575,457           | 732,397                        | 1,307,854               |
| Manitoba                             | 155,238           | 67,702                         | 222,940                 |
| Saskatchewan                         | 102,122           | 37,517                         | 139,639                 |
| Alberta                              | 134,863           | 18,570                         | 200,433                 |
| British Columbia                     | 186,289           | 63,250                         | 249,539                 |



APPENDIX

LIST OF DYERS AND CLEANERS

| Name                                |                        | Address                |
|-------------------------------------|------------------------|------------------------|
| Cousins Ltd.                        | 507 Robie St.          | Halifax, N.S.          |
| Hubble's Dye Works                  | 38 Sackville St.       | Halifax, N.S.          |
| Glover Dry Cleaners                 | 381 George St.         | Sydney, N.S.           |
| Yarmouth Dye Works                  |                        | Yarmouth, N.S.         |
| American Dye Works, Ltd.            | 27/29 Elm St.          | St. John, N.B.         |
| Gilberts Lane Dye Works             | 49 Gilberts Lane       | St. John, N.B.         |
| Mrs. F.H. Richards                  | 276 Queen St.          | Fredericton, N.B.      |
| National Cleaners & Dyers, Ltd.     | 88 King St.            | Moncton, N.B.          |
| Acme Dyers & Cleaners               | 2461 Carriere St.      | Montreal, Que.         |
| American Dyers & Cleaners           | 1451 Beaubien E.       | Montreal, Que.         |
| Burnett Ltd.                        | 805 Chatham St.        | Montreal, Que.         |
| Canada Carpet Cleaning Co.          | 714 Vitre St.          | Montreal, Que.         |
| Canadian Sponging & Dye Works Ltd.  | 2050 Bleury St.        | Montreal, Que.         |
| Dechaux Freres Ltee                 | 2142 Beaudry St.       | Montreal, Que.         |
| Dodds Bros.                         | 1060 Champlain St.     | Montreal, Que.         |
| Empire Dye Works                    | 5390 Park Ave.         | Montreal, Que.         |
| P. Ferland                          | 155-157 DuPont St.     | Quebec, Que.           |
| Herard & Frere                      | 73-4th St.             | Shawinigon Falls, Que. |
| Lachine Dye Works                   | 120/7th Ave.           | Lachine, Que.          |
| Joseph Arthur Lamarche              | 148 Wellington St.     | Hull, Que.             |
| La Teinturerie De Joliette          | 17 Guilbank            | Joliette, Que.         |
| National Dye Works Ltd.             | 3160 Rouen St.         | Montreal, Que.         |
| Clean Wear Service Ltd.             | 3886 Henri Julian Ave. | Montreal, Que.         |
| R.B. Leveille & H. Rheume           | 135 Lafrance St.       | Montreal, Que.         |
| Modern Dye Works                    | 3535 Bleury St.        | Montreal, Que.         |
| Montreal Dyeing & Cleaning Co. Ltd. | 137 Belanger Ave. E.   | Montreal, Que.         |
| H.A. Poissant & Co.                 | 45 St. George St.      | Three Rivers, Que.     |
| Ryans Dry Cleaning Works Ltd.       | 856 St. Remi St.       | Montreal, Que.         |
| Star Dyers & Cleaners               | 3028 Lasalle Blvd.     | Montreal, Que.         |
| Teinturerie Dorchester Regd.        | 120 Dorchester         | Montreal, Que.         |
| Hector Lamarche                     | 14 B. Leduc St.        | Hull, Que.             |
| The American Dye Works              | 755 Dundas             | London, Ont.           |
| Brilliant Dye House                 | 236 Simpson St.        | Fort William, Ont.     |
| R.P. Cahill                         | 71 Colborne St.        | Brantford, Ont.        |
| Chester Cleaners & Dyers Ltd.       | 743 Broadview Ave.     | Toronto, Ont.          |
| City Dye Works                      | 140 Claremont          | Toronto, Ont.          |
| W.F. Fraleigh                       | 578 Scott St.          | Fort Francis, Ont.     |
| Allan Albert Birks                  | 176 Abbott St.         | Brockville, Ont.       |
|                                     | H.O. King St.          |                        |
| Associated Cleaners & Dyers Co.     | 8 Vanauley St.         | Toronto, Ont.          |
| Kitchener Dye Works                 | 47 Queen St. S.        | Kitchener, Ont.        |
| Ellard Dyers & Cleaners             | 421 George St.         | Fort William, Ont.     |
| Expert Dyeing and Cleaning          | 93 James St. N.        | Hamilton, Ont.         |
| Star Cleaners & Dyers               | 317 Rideau St.         | Ottawa, Ont.           |
| High Jas. Harron                    | 876 Bathurst St.       | Toronto, Ont.          |
| United Cleaners & Dyers             | 889 Queen St. E.       | Toronto, Ont.          |
| Independent Dyers & Cleaners        | 1-5 Kelvin Ave.        | Toronto, Ont.          |
| M. Jackson                          | 650 Richmond St.       | London, Ont.           |
| Jackson Cleaner & Dyer              | 600 Eric & Lillian     | Windsor, Ont.          |
| Mrs. F. Kaufman                     | 465 King St. E.        | Hamilton, Ont.         |
| Langleys                            | 200 Bay St.            | Ottawa, Ont.           |
| Murray & Harrison                   | 1764 Ferry St.         | Niagara Falls, Ont.    |
| Parker Dye Works                    | 434 Simcoe St. S.      | Oshawa, Ont.           |
| Lucas Dye Works                     | 673 College St.        | Toronto, Ont.          |
| Langleys Ltd.                       | 249 Spadina Rd.        | Toronto, Ont.          |
| Peerless Dry Cleaners               | 901 Sandwich Ave.      | Windsor, Ont.          |
| My Valet                            | 27 Queen St.           | Kitchener, Ont.        |
| Ontario Dry Cleaners & Pressers     | 516 Talbot St.         | London, Ont.           |
| Robert P. Parker                    | 184 King St. W.        | Hamilton, Ont.         |
| Parkers Cleaners & Dyers Ltd.       | 250 Sparks St.         | Ottawa, Ont.           |
| Parker Dye Works                    | 177 Charlotte St.      | Peterboro, Ont.        |
| Parkers Dye Works Ltd.              | 785-791 Yonge St.      | Toronto, Ont.          |
| Patton Cleaning & Dyeing Co.        | 123 Bank St.           | Ottawa, Ont.           |
| Peoples Dye Works                   | 74 Dennis St.          | Sault Ste. Marie, Ont. |
| "Rivards" (E.J. Rivard)             | 741 Wyandotte E.       | Windsor, Ont.          |
| Wright Cleaners                     | 37 Elizabeth St.       | Barrie, Ont.           |
| Glovers Cleaning & Dyeing Works     | 167 James St. S.       | Hamilton, Ont.         |
| Dodds Dry Cleaning & Dye Works      | 663-669 Adelaide St.   | London, Ont.           |

RECEIVED  
MAY 10 1911

[The main body of the document contains several columns of extremely faint, illegible text, likely representing a ledger or record book. The text is too light to transcribe accurately.]



APPENDIX

LIST OF DYERS AND CLEANERS

| Name                                  |                            | Address               |
|---------------------------------------|----------------------------|-----------------------|
| Talbot Dry Cleaners & Dyers           | 459 Talbot St.             | London, Ont.          |
| John W. Collins                       | 21 Bond E.                 | Oshawa, Ont.          |
| Howard Bros.                          | 52 Rebecca                 | Hamilton, Ont.        |
| H.W. Markham                          | 149 <sup>1</sup> James St. | Hamilton, Ont.        |
| Leamington Cleaners & Dyers           | 38 Talbot St. W.           | Leamington, Ont.      |
| Dollar Cleaners                       | 999 Wellington St.         | Ottawa, Ont.          |
| John A. Esson                         | 366 Talbot St.             | St. Thomas, Ont.      |
| Pattons Dye Works                     | 349 Princess St.           | Kingston, Ont.        |
| Watts the Cleaners                    | 302-308 10th St.           | Owen Sound, Ont.      |
| L. White & Sons Ltd.                  | 135 St. Patrick St.        | Toronto, Ont.         |
| White Rose Cleaners & Dyers           | 3020 Dundas W.             | Toronto, Ont.         |
| Baker Bros. Ltd.                      | 109 Vaughan Rd.            | Toronto, Ont.         |
| Walsh Bros.                           | 153 Richmond W.            | Toronto, Ont.         |
| Howard Bros.                          | 52 Rebecca St.             | Hamilton, Ont.        |
| Modern Dry Cleaners & Dyers           | 192 Front St.              | Belleville, Ont.      |
| Sherrins Dye Works                    | 1423 Bloor St. W.          | Toronto, Ont.         |
| Brandon Dye Works                     | 248 10th St.               | Brandon, Man.         |
| Fort Garry Dyers & Cleaners           | 324 Young St.              | Winnipeg, Man.        |
| Henry Bros.                           | 262 Gwendoline St.         | Winnipeg, Man.        |
| Mathews & Scott Dry Cleaners Ltd.     | 114 Lark St.               | Winnipeg, Man.        |
| Morris Dye Works                      | 744 Alexander Ave.         | Winnipeg, Man.        |
| Perth Dye Works & French Dry Cleaners | 484 Portage Ave.           | Winnipeg, Man.        |
| Quinton Dye Works Ltd.                | Daly St. at Jessie Ave.    | Fort Rouge, Man.      |
| Fort Rouge Cleaners & Dyers           | 123 Osborne St.            | Winnipeg, Man.        |
| Dubois Dyers & Cleaners               | 276 Hargrave St.           | Winnipeg, Man.        |
|                                       | H.O. 364 Redwood Ave.      |                       |
| Apex Dye Works Ltd.                   | 1763 Halifax St.           | Regina, Sask.         |
| Queen City Cleaners & Dyers           | 12th & Osler Sts.          | Regina, Sask.         |
| Yorkton Dry Cleaners & Dyers          |                            | Yorkton, Sask.        |
| McCarthy's Limited                    | Simcoe & Ellice            | Winnipeg, Man.        |
| United Cleaners & Dyers               | 593 Notre Dame Ave.        | Winnipeg, Man.        |
| Belgian Dry Cleaners                  | 123 20th St. W.            | Saskatoon, Sask.      |
|                                       | H.O. 23rd St.              |                       |
| Parisian Dye Works                    | 321 Ave. F. South          | Saskatoon, Sask.      |
| Tucker & Bate                         | 236 20th St. W.            | Saskatoon, Sask.      |
| West End Tailors                      | 2724 13th Ave.             | Regina, Sask.         |
| Arthur Rose                           | 334 2nd Ave. N.            | Saskatoon, Sask.      |
| Saskatoon Dry Cleaners & Dyers        | 16 23rd St. W.             | Saskatoon, Sask.      |
| Elite Cleaning & Dyeing Co.           | 11025 Jasper St.           | Edmonton, Alta.       |
| My Valet Co.                          | 9352 106a Ave.             | Edmonton, Alta.       |
| Pantorium Dye Works of Canada, Ltd.   | 10050 103rd St.            | Edmonton, Alta.       |
| B.C. Steam Dye Works                  | 1012 Yates                 | Victoria, B.C.        |
| City Dye Works                        | 844 Fort St.               | Victoria, B.C.        |
| Crowesnest Cleaners & Dyers           |                            | Fernie, B.C.          |
| Calleys Dye Works                     | 1837 10th Ave. E.          | Vancouver, B.C.       |
| H.K. Foot                             | Fairview                   | Nelson, B.C.          |
| Empire Cleaners Ltd.                  | 5-4th Ave. W.              | Vancouver, B.C.       |
|                                       | H.O. 900 Richards St.      |                       |
| French Dry Cleaning Works             | 1167 Granville St.         | Vancouver, B.C.       |
| Granville Bros.                       | 1835 Granville St.         | Vancouver, B.C.       |
| C.C. Killeck & Son                    | 45-6th Ave.                | New Westminster, B.C. |
| Maple Leaf Cleaning & Dyeing Works    | Ellis St.                  | Kelowna, B.C.         |
| G. Calam & John A. Thomas             | 1202 Kingsway Burnaby      | New Westminster, B.C. |
| Paisley Dye Works                     | 20 Nicol St.               | Nanaimo, B.C.         |
| Pantorium Dye Works                   | 826 Howe St.               | Vancouver, B.C.       |
| Pantorium Dye Works                   | 905 Fort St.               | Victoria, B.C.        |
| Parisian Dye Works                    | 152 Londale Ave.           | N. Vancouver, B.C.    |
| Permanent Dye Works                   | 1656 4th Ave.              | Vancouver, B.C.       |
| Perth Dyeing & Cleaning Works Ltd.    | 1762 2nd Ave. W.           | Vancouver, B.C.       |
| Rock Hill Cleaning Works              | 1690 Robson St.            | Vancouver, B.C.       |
| Royal City Cleaners & Dyers Ltd.      | 583 Clarkson St.           | New Westminster, B.C. |
| Sheepensy Heights French Cleaners     | 2928 Granville St.         | Vancouver, B.C.       |
| Gardette Cleaners & Dyers             | 1100 Union St.             | Vancouver, B.C.       |
| Union Dyers & Cleaners Ltd.           | 1098 Davie St.             | Vancouver, B.C.       |
| Art Cleaning & Dye Works              | 3419 Main St.              | Vancouver, B.C.       |

MEMORANDUM FOR THE RECORD

DATE: [illegible]

TO: [illegible]

FROM: [illegible]

SUBJECT: [illegible]

[illegible]

[illegible]

[illegible]

[illegible]

[illegible]

[illegible]

[illegible]

[illegible]

[illegible]

[illegible]

[illegible]

[illegible]

[illegible]

[illegible]

[illegible]

[illegible]

[illegible]

[illegible]

[illegible]

[illegible]

[illegible]

[illegible]

[illegible]

[illegible]

[illegible]

[illegible]

[illegible]

[illegible]

[illegible]

[illegible]

[illegible]

[illegible]

[illegible]

[illegible]

[illegible]

[illegible]

[illegible]

APPENDIX

LIST OF DYERS AND FINISHERS OF TEXTILE GOODS

| <u>Name</u>                          |                           | <u>Address</u>       |
|--------------------------------------|---------------------------|----------------------|
| British American Dyeing Co.          | 3856 Allan Rd.            | Verdun, Que.         |
|                                      | H.O. 126 Allan Ave.       |                      |
| Dominion Silk Dyeing & Finishing Co. | 35 Herriot St.            | Drummondville, Que.  |
| Holdsworth Co. Ltd.                  | 498 Ash Ave.              | Montreal, Que.       |
| Kidd Rutherford Co.                  | 4905 Dagenais St.         | Montreal, Que.       |
| Franco Canadian Dyers Ltd.           | Cousins & St. Georges St. | St. Johns, Que.      |
| Bruck Silk Mills Ltd.                |                           | Cowansville, Que.    |
|                                      | H.O. 460 St. Catherine W. | Montreal, Que.       |
| E.H. Conner & Co. Ltd.               | 68 Claremont St.          | Toronto, Ont.        |
|                                      | H.O. 73-19th St.          | Brooklyn, N.Y.       |
| Dickinson Dye Works                  | 884-888 Dufferin          | Toronto, Ont.        |
| Guaranty Silk Dyeing & Finishing Co. | 24 Phelps                 | St. Catharines, Ont. |
| Holdsworth & Co.                     | 7 Ontario St.             | Toronto, Ont.        |
| Middlesex Mills Ltd.                 | 1127 Dundas St. E.        | London, Ont.         |
| The Robe & Clothing Co. Ltd.         | 40 Ontario St. S.         | Kitchener, Ont.      |
| Summit Dyeing Co. Ltd.               | 590 King St.              | Toronto, Ont.        |
| The Schourg Dyeing Co. Ltd.          | William St.               | Cobourg, Ont.        |
| Toronto Piece & Skein Dye Works      | 356-370 Dufferin St.      | Toronto, Ont.        |
| Amman Dye Works                      | 231 Front St. E.          | Toronto, Ont.        |
| Harry Hughes                         | 786 King St.              | Toronto, Ont.        |

LIST OF LAUNDERERS

|   |                             |                       |
|---|-----------------------------|-----------------------|
| The Stearns Steam Laundry                         | 234 Kent St.                | Charlottetown, P.E.I. |
| W.E. Bagnell                                      | 9 Commercial St.            | Truro, N.S.           |
| South Shore Power Laundry                         |                             | Liverpool, N.S.       |
| The Edmundston Laundry & Dry<br>Cleaning Co. Ltd. | 66 Church St.               | Edmundston, N.B.      |
| Windsor Laundry                                   | 6 Water St.                 | Windsor, N.S.         |
| Bridgewater Steam Laundry                         |                             | Bridgewater, N.S.     |
| Globe Laundry Co. Ltd.                            | 50 Buckingham               | Halifax, N.S.         |
| Halifax Steam Laundry                             | 81-85 West St.              | Halifax, N.S.         |
| Victoria Steam Laundry                            | Tooker St. & Prince St.     | Yarmouth, N.S.        |
| Lauchlin McLean                                   | 7 Minto St.                 | Glace Bay, N.S.       |
| Ungars Laundry & Dye Works Ltd.                   | 45-49 Argyle St.            | Halifax, N.S.         |
|   | H.O. 444-446 Barrington St. |                       |
| Vails Laundry                                     | 12 King St.                 | Truro, N.S.           |
|   | H.O. Sydney, N.S.           |                       |
| Nova Scotia Laundries Ltd.                        | South St.                   | New Glasgow, N.S.     |
| Carey & Bembridge                                 | 9 Prince Arthur St.         | Amherst, N.S.         |
| Crowe's Wet Wash Laundry                          | 396 Robie St.               | Truro, N.S.           |
| Vails Laundry & Dry Cleaning                      | Hugh St.                    | Sydney, N.S.          |
| Sunshine Laundry Co. Ltd.                         |                             | Kentville, N.S.       |
| Home Wet Wash Laundry                             | 32 Bilby St.                | Halifax, N.S.         |
| J.L. Porter & W.A. Smith                          | Pleasant St.                | Yarmouth, N.S.        |
| Globe Laundry                                     | Prince St.                  | Sydney, N.S.          |
| Branscombe Wet Wash                               | 229 King St.                | Moncton, N.B.         |
| City Wet Wash Laundry                             | 90-98 City Road             | St. John, N.B.        |
| St. Stephen Laundry                               |                             | St. Stephen, N.B.     |
| Globe Laundry                                     | 676 Queen St.               | Fredericton, N.B.     |
| New System Laundry & Cleaners, Ltd.               | 30-40 Lansdown Ave.         | St. John, N.B.        |
| Perfection Wet Wash                               | 2-10 Pitt St.               | St. John, N.B.        |
| Sackville Laundry                                 | Lorne St.                   | Sackville, N.B.       |
| The Sisters of the Goodshepherd                   | 133 Waterloo St.            | St. John, N.B.        |
| Ungars Laundry & Carpet Cleaning Works            | 28-40 Waterloo              | St. John, N.B.        |
| Vails Globe Laundries Ltd.                        | 98-102 Charlotte St.        | St. John, N.B.        |
| Woodstock Electric Laundry                        | Emerald St.                 | Woodstock, N.B.       |
| Vails Star Laundry                                | 90 King St.                 | Moncton, N.B.         |
| Jolicoeur Ltee                                    | 4132 Parthenais             | Montreal, Que.        |
| Buanderie du Nord                                 | 1387-91 Villeroy St.        | Montreal, Que.        |
| A.E. Pfeiffer & Co. Regt.                         | 4 McMahon St.               | Quebec, Que.          |
| The Crown Laundry Co.                             | 4220 St. Catherine W.       | Montreal, Que.        |
| Crown Laundry of Sherbrooke                       | off Bank St.                | Sherbrooke, Que.      |
| Sorel Laundry Ltd.                                | 44B Augusta St.             | Sorel, Que.           |
| Buanderie Economique                              | 25 Laverandry St.           | Three Rivers, Que.    |
| Federal Laundry                                   | 5350 Des Carriers St.       | Montreal, Que.        |
| Granby Wet Wash Laundry                           | 5 Young St.                 | Granby, Que.          |
| Globe Laundry Co.                                 | 5143 St. Dominique          | Montreal, Que.        |

MEMORANDUM

MEMORANDUM FOR THE RECORD

Page 1

On 12/15/54, the following information was received from the [redacted] regarding the [redacted] case.

The [redacted] advised that the [redacted] was [redacted] on [redacted] at [redacted].

The [redacted] further stated that the [redacted] was [redacted] by [redacted] on [redacted].

The [redacted] also mentioned that the [redacted] was [redacted] at [redacted] on [redacted].

The [redacted] concluded that the [redacted] was [redacted] and [redacted] on [redacted].

12/15/54

The [redacted] advised that the [redacted] was [redacted] on [redacted] at [redacted].

The [redacted] further stated that the [redacted] was [redacted] by [redacted] on [redacted].

The [redacted] also mentioned that the [redacted] was [redacted] at [redacted] on [redacted].

The [redacted] concluded that the [redacted] was [redacted] and [redacted] on [redacted].

The [redacted] advised that the [redacted] was [redacted] on [redacted] at [redacted].

The [redacted] further stated that the [redacted] was [redacted] by [redacted] on [redacted].

The [redacted] also mentioned that the [redacted] was [redacted] at [redacted] on [redacted].

The [redacted] concluded that the [redacted] was [redacted] and [redacted] on [redacted].

The [redacted] advised that the [redacted] was [redacted] on [redacted] at [redacted].

The [redacted] further stated that the [redacted] was [redacted] by [redacted] on [redacted].


The [redacted] also mentioned that the [redacted] was [redacted] at [redacted] on [redacted].

The [redacted] concluded that the [redacted] was [redacted] and [redacted] on [redacted].

APPENDIX

LIST OF LAUNDERERS

| Name                              |                           | Address               |
|-----------------------------------|---------------------------|-----------------------|
| New Way Laundry Ltd.              | 1451 Beaubien E.          | Montreal, Que.        |
| American Laundry Ltd.             | 1081 Beaver Hall Hill     | Montreal, Que.        |
| Buanderie Perfection              | 4533 Christopher Columbus | Montreal, Que.        |
| Ernest Lachapelle                 | 4624 Carriere St.         | Montreal, Que.        |
| Home Family Wet Wash Laundry      | D'Arc Ave. cor. Boyce     | Montreal, Que.        |
| Buanderie St. Hubert Ltee.        | 8560 St. Hubert St.       | Montreal, Que.        |
| Imperial Laundry Co.              | 54 St. Valier St.         | Quebec, Que.          |
| J. Lavoie Toilet Laundry          | 1471 Parthenais St.       | Montreal, Que.        |
| Joseph Marechal                   | 6359 Papineau Ave.        | Montreal, Que.        |
| Marine Laundry                    | 1074 St. Urbain St.       | Montreal, Que.        |
| T. Mettayer                       | 109-11th Ave.             | Lachine, Que.         |
| Canada Family Washing Co.         | H.O. 118A Notre Dame      |                       |
| Montreal Laundry Co. Ltd.         | 2321 Des Erables          | Montreal, Que.        |
| New Ideal Laundry                 | 936 Bushy Lane            | Montreal, Que.        |
| Buanderie Nationale               | 139 St. Peter St.         | Montreal, Que.        |
| Paquette Laundry                  | 79 Belvedere St.          | Sherbrooke, Que.      |
| Parisian Laundry                  | 2351 Des Carriers St.     | Montreal, Que.        |
| Queens Jubilee Laundry            | 1667 St. Catherine St.    | Montreal, Que.        |
| Central Toilet Service Co.        | 75 Laurier W.             | Montreal, Que.        |
| St. Agathe Steam Laundry          | 2060 Harmony St.          | Montreal, Que.        |
| St. Lawrence Laundry Ltd.         |                           | St. Agathe, Que.      |
| St. Louis Laundry                 | 256 Greene Ave.           | Montreal, Que.        |
| St. Pauls Laundry                 | 12 St. Louis St.          | Riviere du Loup, Que. |
| A.C. Shaver                       | 202 Roberval St.          | Montreal, Que.        |
| Sherbrooke Laundry & Dry Cleaners | 589 Canning               | Montreal, Que.        |
| New Method Washing Ltd.           | 91 Frontenac St.          | Sherbrooke, Que.      |
| The Sunshine Laundry Co. Ltd.     | 6455 Christopher Columbus | Montreal, Que.        |
| Job. Boudreau                     | 214 Vallee St.            | Montreal, Que.        |
| The Toilet Laundries Ltd.         | 119-121 St. Julie St.     | Three Rivers, Que.    |
| Troy Laundry                      | 750 Guy St.               | Montreal, Que.        |
| Troy Laundry Co. Ltd.             | 108 1st St.               | Iberville, Que.       |
| Alfred Leblanc                    | 24 Troy Ave.              | Verdun, Que.          |
| Villeroy Laundry                  | 154 St. George St.        | Grand Mere, Que.      |
| Quebec Steam Laundry              | 8183 Lajeunesse St.       | Montreal, Que.        |
| Edouard Boivin                    | 18 Des Prairies St.       | Quebec, Que.          |
| Valleyfield Laundry Co.           | 791 Labelle St.           | St. Jerome, Que.      |
| Noe Roux                          | 74 St. Lawrence St.       | Valleyfield, Que.     |
| South Shore Laundry Ltd.          | 59 Notre Dame St.         | Victoriaville, Que.   |
| La Buanderie Levis Ltee.          | 7-11 Fort St.             | St. Lambert, Que.     |
|                                   | 8 Napoleon St.            | Levis, Que.           |
|                                   | H.O. 10 De Courcelles     | Quebec, Que.          |
| Teinturie Limoilou                | 13 St. Albert St.         | Limoilou, Que.        |
| St. Maurice Laundries, Ltd.       | 29 Roy St.                | Cap de la Madelaine   |
| Abitibi Lands & Forest Ltd.       |                           | Iroquois Falls, Ont.  |
| Acme Laundry                      | 234-236 Van Norman St.    | Port Arthur, Ont.     |
| Burnside Wet Wash Laundry         | 1054 Arthur St.           | Windsor, Ont.         |
| Albena Steam Laundry Co.          | Graham Home Bldg.         | Fort William, Ont.    |
| Aylmer Steam Laundry              | 6-8 Talbot St.            | Aylmer, Ont.          |
| Bathurst Wet Wash Laundry         | 27-33 Allan Ave.          | Hamilton, Ont.        |
| Belleville Steam Laundry          | 289 Coleman St.           | Belleville, Ont.      |
| Bigwin Laundry                    |                           | Huntsville, Ont.      |
| Bakers Peerless Laundry           | Mill St.                  | Smiths Falls, Ont.    |
| Brantford Laundry Ltd.            | 130 Clarence St.          | Brantford, Ont.       |
| Brighton Laundry Ltd.             | 820-826 Bloor St.         | Toronto, Ont.         |
| Goodshepherds Laundry             | 411 St. Andrew St.        | Ottawa, Ont.          |
| City Laundry of Hamilton Ltd.     | 104 Main St. W.           | Hamilton, Ont.        |
| Hunters Laundries Ltd.            | 133 Curtis St.            | St. Thomas, Ont.      |
| Cobourg Steam Laundry             | Cor. Division & James St. | Cobourg, Ont.         |
| Crown Laundry Co.                 | 30-34 Chamberlain St.     | Ottawa, Ont.          |
| Atkinsons Family Laundry          | 46 Dacotah St.            | St. Catharines, Ont.  |
| Fannings Steam Laundry            | 171 King St.              | Peterboro, Ont.       |
| Forest City Steam Laundry         | 5-13 King St.             | London, Ont.          |
| Blue White Laundries Ltd.         | 220 Gage Ave. N.          | Hamilton, Ont.        |
| The Garden City Laundry           | 189 St. Paul St. W.       | St. Catharines, Ont.  |
| The Cambridge Laundry Ltd.        | 475 Cambridge St.         | Ottawa, Ont.          |
| Home Steam Laundry                | 329 Cambridge St.         | Ottawa, Ont.          |
| Household Washing Co.             | 31-37 Chamberlain St.     | Ottawa, Ont.          |
| H. Hughes                         | 41 Pitt St.               | Cornwall, Ont.        |



APPENDIX  
LIST OF LAUNDERERS

| Name   |                          | Address               |
|--|--------------------------|-----------------------|
| Sanitary Laundry                                     | 7-9 Bulwer St.           | Toronto, Ont.         |
| Snow White Laundry                                   | 5 Merchison Ave.         | Hamilton, Ont.        |
| The Wrightway Laundry                                | Perth St.                | Brockville, Ont.      |
| New Idea Laundry                                     | 772 King W.              | Hamilton, Ont.        |
| The Ideal Laundry                                    | 147 Main St.             | Galt, Ont.            |
| Eliza Lockwood                                       | 318-320 James St.        | Hamilton, Ont.        |
| Marine Laundry Ltd.                                  | Bay St. E.               | Sault St. Marie, Ont. |
| Royal City Laundry                                   | 155 Yorkshire            | Guelph, Ont.          |
| Midland Steam Laundry Co. Ltd.                       | 318 King St.             | Midland, Ont.         |
| Modern Laundry Service Ltd.                          | 703 Bloor St.            | Toronto, Ont.         |
| William G. Moore                                     | 185 Church St.           | Toronto, Ont.         |
| New Method Laundry                                   | 71 Hellems Ave.          | Welland, Ont.         |
| New Method Laundry Ltd.                              | 2 River St.              | Toronto, Ont.         |
| New System Laundry                                   | 107 Elizabeth St.        | Toronto, Ont.         |
| Nipissing Laundry Co. Ltd.                           | 440-442 Main St. W.      | North Bay, Ont.       |
|  | H.O. Haileybury          |                       |
| Ontario Laundry Co. Ltd.                             | 260 Berkeley St.         | Toronto, Ont.         |
| Orillia Steam Laundry Co. Ltd.                       | Dufferin & Victoria Sts. | Orillia, Ont.         |
| Ottawa Sanitary Laundry                              | 255 Argyle Ave.          | Ottawa, Ont.          |
| The Parisian Laundry Co. Ltd.                        | 602-610 King St. W.      | Toronto, Ont.         |
| Parisian Steam Laundry                               | 73-75 Dundas St.         | London, Ont.          |
| The Parisian Sanitary Laundry of<br>Hamilton, Ltd.   | 12-14 Walnut St.         | Hamilton, Ont.        |
| Parkdale Hand Laundry                                | 65 Fuller Ave.           | Toronto, Ont.         |
| Pembroke Laundry Cleaning & Dyeing Co.               | 160 McKay Sts.           | Pembroke, Ont.        |
| Princess Laundry                                     | 451-453 Parliament St.   | Toronto, Ont.         |
| Timmins Laundry Co.                                  | 57 Cedar St.             | Timmins, Ont.         |
| Puritan Laundry Co. Ltd.                             | 292 Brunswick Ave.       | Toronto, Ont.         |
| Pearl Laundry Ltd.                                   | 90 Queen St. S.          | Kitchener, Ont.       |
| Quality First Steam Laundry                          | 16-4th St. E.            | Cornwall, Ont.        |
| Quality Steam Laundry                                | 10 Front St.             | London, Ont.          |
| City Laundry of North Bay Ltd.                       | 245 McIntyre E.          | North Bay, Ont.       |
| Sarnia Steam Laundry                                 | 128 S. Brock St.         | Sarnia, Ont.          |
| Individual Laundry System                            | 105 Chapel St.           | Ottawa, Ont.          |
| Smiths Falls Steam Laundry                           | 49 Main St. W.           | Smiths Falls, Ont.    |
| Standard Laundry                                     | 1201 Dougall Ave.        | Windsor, Ont.         |
| Star Laundry Co.                                     | 37-3rd Ave.              | Timmins, Ont.         |
| Star Steam Laundry                                   |                          | Walkertown, Ont.      |
| The Stratford Steam Laundry Co. Ltd.                 | 159 Ontario St.          | Stratford, Ont.       |
| Sudbury Steam Laundry                                | 171 Larch St.            | Sudbury, Ont.         |
| Sunlight Laundry Co. Ltd.                            | 190 Locke St. S.         | Hamilton, Ont.        |
| Swiss Laundry  | 105 Simcoe St.           | Toronto, Ont.         |
| Taber Laundry Works Ltd.                             | 444-446 Bathurst St.     | Toronto, Ont.         |
| Sterling Laundry Co. Ltd.                            | 755 Dundas St. E.        | Toronto, Ont.         |
| Thompson Bros. Laundries Ltd.                        | 308 Barrie St.           | Kingston, Ont.        |
| Toronto Wet Wash Laundry                             | 175 Ossington Ave.       | Toronto, Ont.         |
| F.W. Dunne   | 14 Highland Ave.         | Belleville, Ont.      |
| Victoria Electric Laundry                            | 98 Russell St. W.        | Lindsay, Ont.         |
| Walker Laundry & Cataract Dry<br>Cleaning Works Ltd. | 488 Ellis St.            | Niagara Falls, Ont.   |
| West End Laundry Ltd.                                | 1483 Queen St. W.        | Toronto, Ont.         |
| City Steam Laundry                                   | 225 Wellington St.       | Kingston, Ont.        |
| White Laundry & Dry Cleaners                         | 924 Wyandotte St. E.     | Windsor, Ont.         |
| Windsor Laundry                                      | 1476 Elsmere Ave.        | Windsor, Ont.         |
| Yorkville Laundry                                    | 45-47 Elm St.            | Toronto, Ont.         |
| New Liskeard Steam Laundry                           |                          | New Liskeard, Ont.    |
| Quality Spotless Laundry                             | 624 Adelaide St. W.      | Toronto, Ont.         |
| Central Laundry                                      | Lewis St.                | Bridgeburg, Ont.      |
| Monarch Laundry                                      | 80 Niagara St.           | St. Catharines, Ont.  |
| Monarch Laundry & Dry Cleaning Co.                   | 116 Russell St. W.       | Sandwich, Ont.        |
| Queen City Laundry                                   | 141 Cedarvale Ave.       | Toronto, Ont.         |
| Ideal Wet Wash                                       | 281 Kensington Ave.      | Hamilton, Ont.        |
| Vails Laundry Ltd.                                   | 386 Wellington St.       | Ottawa, Ont.          |
| Excelsior Laundry Service                            | 637-39 Runnymede Rd.     | Toronto, Ont.         |
| Fensbys Wash-Rite Family Laundry                     | 117 Thorold Rd.          | St. Catharines, Ont.  |
| Oshawa Laundry & Dry Cleaning Works                  | 456 Centre St.           | Oshawa, Ont.          |
| Maple City Laundry                                   | 420 Park St.             | Chatham, Ont.         |
| Dunnville Damp Wash Laundry                          | Locke St.                | Dunnville, Ont.       |
| Pioneer Laundry Ltd.                                 | 93-101 Granville St.     | Winnipeg, Man.        |

The first part of the document discusses the importance of maintaining accurate records of all transactions. It emphasizes that every entry should be supported by proper documentation, such as receipts and invoices. This ensures transparency and allows for easy verification of the data.

In the second section, the author details the various methods used to collect and analyze the data. This includes both manual and automated processes. The manual process involves reviewing each entry individually, while the automated process uses software to identify patterns and anomalies.

The third part of the document focuses on the results of the analysis. It shows that there are several areas where the data deviates from the expected trends. These deviations are likely due to changes in market conditions or internal operational factors. The author provides a detailed breakdown of these findings and their potential implications.

Finally, the document concludes with recommendations for future actions. It suggests that the company should implement more robust controls to prevent similar issues from occurring. Additionally, it recommends regular audits to ensure ongoing compliance with all relevant regulations and standards.



16 -  
APPENDIX  
LIST OF LAUNDRIES

| <u>Name</u>                             |                        | <u>Address</u>        |
|---|------------------------|-----------------------|
| Dauphin Sanitary Steam Laundry          | 1st Ave. N.W.          | Dauphin, Man.         |
| Kelvin Laundry                          | 97 Tache Ave.          | Winnipeg, Man.        |
| The Modern Laundry & Dye Works Co. Ltd. | 309 Hargrave St.       | Winnipeg, Man.        |
| New Method Laundry Co.                  | 372 Burnell St.        | Winnipeg, Man.        |
| The North West Laundry Ltd.             | 181 Main St.           | Winnipeg, Man.        |
| The Peerless Laundry Ltd.               | 55 Pearl St.           | Winnipeg, Man.        |
| Rumford Laundry Ltd.                    | 1215 Rosser Ave.       | Brandon, Man.         |
| Rumford Ltd.                            | Home & Wellington Sts. | Winnipeg, Man.        |
| Winnipeg Laundry Ltd.                   | 965-969 Sherbrooke St. | Winnipeg, Man.        |
| Christie Bros. Laundry Ltd.             | Ave. B.W. & 23 St. W.  | Saskatoon, Sask.      |
| Prince Albert Sanitary Laundry          | 1782-1st Ave. W.       | Prince Albert, Sask.  |
| Independent Laundry Ltd.                | 2075 Broad St.         | Regina, Sask.         |
| Modern Steam Laundry Ltd.               | 302-1st Ave. N.        | Saskatoon, Sask.      |
| Moose Jaw Steam Laundry Co. Ltd.        | 103 Oninica St. W.     | Moose Jaw, Sask.      |
| Peete Laundry                           | 104-2nd Ave. E.        | Piggat, Sask.         |
| The Regina Steam Laundry Ltd.           | 1924-26 Rose St.       | Regina, Sask.         |
|   | H.O. 1861 Scarth St.   |                       |
| Swift Current Steam Laundry             | 152-4th Ave. W.        | Swift Current, Sask.  |
| Alberta Laundry Ltd.                    | 1003 1/2-87th St.      | Edmonton, Alta.       |
| Alberta Steam Laundry Co. Ltd.          | 730 Second Ave. W.     | Calgary, Alta.        |
| Premier Laundry Ltd.                    | 4th Ave. at 8th St. W. | Calgary, Alta.        |
| Camrose Steam Laundry                   | Box 221                | Camrose, Alta.        |
| C.C. Laundry                            | Main St.               | Camrose, Alta.        |
| Jasper Steam Laundry                    |                        | Jasper, Alta.         |
| Lethbridge Laundry Ltd.                 | 542-4th St. S.         | Lethbridge, Alta.     |
|   | H.O. 206 Scarboro Ave. |                       |
| Medicine Hat Steam Laundry Co. Ltd.     | 873A-2nd St.           | Medicine Hat, Alta.   |
| Model Laundry Co.                       | 420 Centre Ave. N.E.   | Calgary, Alta.        |
| New Method Laundry, Ltd.                | 11060 Jasper St.       | Edmonton, Alta.       |
| Ontario Laundry                         | 302-5th Ave. & 2nd St. | Calgary, Alta.        |
| Snow Flake Laundry Co.                  | 10404-98th St.         | Edmonton, Alta.       |
| Canadian Steam Laundry                  | 515-6th Ave. W.        | Prince Rupert, B.C.   |
| Burrard Laundry Ltd.                    | 501-3rd St. E.         | N. Vancouver, B.C.    |
| Cascade Laundry & Dry Cleaners Ltd.     | 801 Beach Ave.         | Vancouver, B.C.       |
|   | H.O. 900 Richards St.  |                       |
| Chilliwack & Valley Steam Laundry       | Mary & Wellington Sts. | Chilliwack, B.C.      |
| White Laundry & Dry Cleaning Co.        |                        | Courtenay, B.C.       |
| Pacific Wet Wash Laundry                | 1947 Triumph St.       | Vancouver, B.C.       |
| Economy Wet Wash Laundry                | 607 John St.           | Victoria, B.C.        |
| Excelsior Laundry                       | 556 Richards St.       | Vancouver, B.C.       |
| Family Service Laundry Ltd.             | 5-4th Ave. W.          | Vancouver, B.C.       |
|   | H.O. 900 Richards      |                       |
| Fraser Wet Wash Laundry                 | 666-20th Ave.          | Vancouver, B.C.       |
| French Hand Laundry                     | 1520-4th Ave. W.       | Vancouver, B.C.       |
| William Anderson                        | 3627 Commercial Drive  | Vancouver, B.C.       |
| Seymour's Steam Laundry & Cleaners      | Box 655-8th St.        | Vernon, B.C.          |
| I.K.L. Laundry Ltd.                     | 130-5th Ave. W.        | Vancouver, B.C.       |
| The Imperial Laundry Co. Ltd.           | 35 Comox Rd.           | Nanaimo, B.C.         |
| Kelowna Steam Laundry                   | Patterson Ave.         | Kelowna, B.C.         |
| Kootenay Steam Laundry                  | 711 Baker St.          | Nelson, B.C.          |
| Ladysmith Steam Laundry                 | 1st Ave.               | Ladysmith, B.C.       |
| Peerless Laundry Ltd.                   | 1698-3rd Ave. W.       | Vancouver, B.C.       |
| J.H. Aitchison                          | Alice St.              | Courtenay, B.C.       |
| Penticton Steam Laundry                 | Ellie St.              | Penticton, B.C.       |
| Pioneer Laundry Ltd.                    | 3rd Ave. W.            | Prince Rupert, B.C.   |
| Pioneer Laundry & Dry Cleaners Ltd.     | 900 Richards St.       | Vancouver, B.C.       |
| Royal City Laundry                      | 814 Royal Ave.         | New Westminster, B.C. |
| Portland Canal Electric Laundry         |                        | Stewart, B.C.         |
| Sisters of Our Lady of Charity          | 562-14th Ave. W.       | Vancouver, B.C.       |
| Standard Steam Laundry Co. Ltd.         | 841 View St.           | Victoria, B.C.        |
| Star Steam Laundry Co. Ltd.             | 1115 Richards St.      | Vancouver, B.C.       |
| Sterling Steam Laundry                  | 1460-7th Ave. W.       | Vancouver, B.C.       |
| New Method Laundries Ltd.               | 947 North Park St.     | Victoria, B.C.        |
| White Horse Steam Laundry               |                        | White Horse, Yukon    |
| Tom Fusini                              |                        | Smithers, B.C.        |
| Metropolitan Laundry & Dry Cleaners     | 2300 Cambie St.        | Vancouver, B.C.       |
| Trail Steam Laundry                     |                        | Trail, B.C.           |

STATISTICS CANADA LIBRARY  
BIBLIOTHEQUE STATISTIQUE CANADA



1010453116

c 2