


# Summary of External Trade

OCTOBER 1976

# Sommaire du Commerce extérieur

OCTOBRE 1976





STATISTICS CANADA — STATISTIQUE CANADA  
External Trade Division — Division du commerce extérieur

*Trade of Canada - Commerce du Canada*

SUMMARY OF EXTERNAL TRADE

---

SOMMAIRE DU COMMERCE EXTÉRIEUR

OCTOBER - 1976 - OCTOBRE

*Published by Authority of*  
The Minister of Industry, Trade and Commerce

---

*Publication autorisée par*  
le ministre de l'Industrie et du Commerce

December - 1976 - Décembre  
5-4104-508

Price—Prix: 40 cents  
\$4.00 a year - par année

Vol. 30—No. 10

Statistics Canada should be credited when republishing all or any part of this document  
Reproduction autorisée sous réserve d'indication de la source: Statistique Canada

Ottawa

## TABLE OF CONTENTS

## TABLE DES MATIERES

Page

|   |  |    |
|---|--|----|
| <b>Explanatory Notes</b> .....  | <b>Notes Explicatives</b> .....  | 39 |
| Selected Commodity Groupings (Tables 3 and 4):<br>M.C.C. and X.C.C. Contents..... | Groupes de marchandises choisis (Tableaux 3 et 4):<br>composition en termes de la C.M.I. et C.M.E..... | 43 |
| <b>I Analytical Charts and Tables</b> .....                                       | <b>I Graphiques et tableaux analytiques</b> .....  | 3  |
| Charts  | Graphiques   |    |
| I Imports, Exports, and Trade Balance.....  | I Importations, Exportations et balance commerciale.....   | 4  |
| II Volume and Price Indexes.....  | II Indices du volume et des prix.....  | 4  |
| III Current Values and Price Indexes by<br>Section.....                           | III Valeurs courantes et indices des prix par<br>section.....  | 5  |
| IV Imports and Exports by Principal Trading<br>Areas.....                         | IV Importations et exportations par marchés<br>principaux.....   | 6  |
| V Major Commodity Aggregates.....   | V Principaux groupements de marchandises.....  | 6  |
| Tables  | Tableaux   |    |
| 1. Imports from Principal Trading Areas.....                                      | 1. Importations en provenance des marchés principaux.....  | 7  |
| 2. Exports to Principal Trading Areas.....  | 2. Exportations vers les marchés principaux.....   | 7  |
| 3. Imports of Selected Commodity Groupings.....                                   | 3. Importations, groupes de marchandises choisis.....  | 8  |
| 4. Domestic Exports of Selected Commodity<br>Groupings.....                       | 4. Exportations nationales, groupes de marchandises<br>choisis.....                                    | 9  |
| 5. Price and Volume Indexes of Imports.....                                       | 5. Indices des prix et du volume des importations.....   | 10 |
| 6. Price and Volume Indexes of Domestic<br>Exports.....                           | 6. Indices des prix et du volume des exportations<br>nationales.....                                   | 11 |
| <b>II Imports</b> .....   | <b>II Importations</b> .....   | 13 |
| Tables  | Tableaux   |    |
| M-1. Imports from Principal Trading Areas.....                                    | M-1. Importations en provenance des marchés<br>principaux.....   | 14 |
| M-2. Imports by Country.....  | M-2. Importations par pays.....  | 15 |
| M-3. Imports by Commodity Category.....   | M-3. Importations par catégorie de marchandises.....   | 18 |
| M-4. Imports by Province of Clearance.....  | M-4. Importations par province de dédouanement.....  | 26 |
| <b>III Exports</b> .....  | <b>III Exportations</b> .....  | 27 |
| Tables  | Tableaux   |    |
| X-1. Exports to Principal Trading Areas.....                                      | X-1. Exportations vers les marchés principaux.....   | 28 |
| X-2. Domestic Exports by Country.....   | X-2. Exportations nationales par pays.....   | 29 |
| X-3. Domestic Exports by Commodity Category.....                                  | X-3. Exportations nationales par catégorie de<br>marchandises.....                                     | 32 |
| X-4. Exports by Province of Lading.....   | X-4. Exportations par province de chargement.....  | 38 |

I

## **Analytical charts and tables**



## **Graphiques et tableaux analytiques**

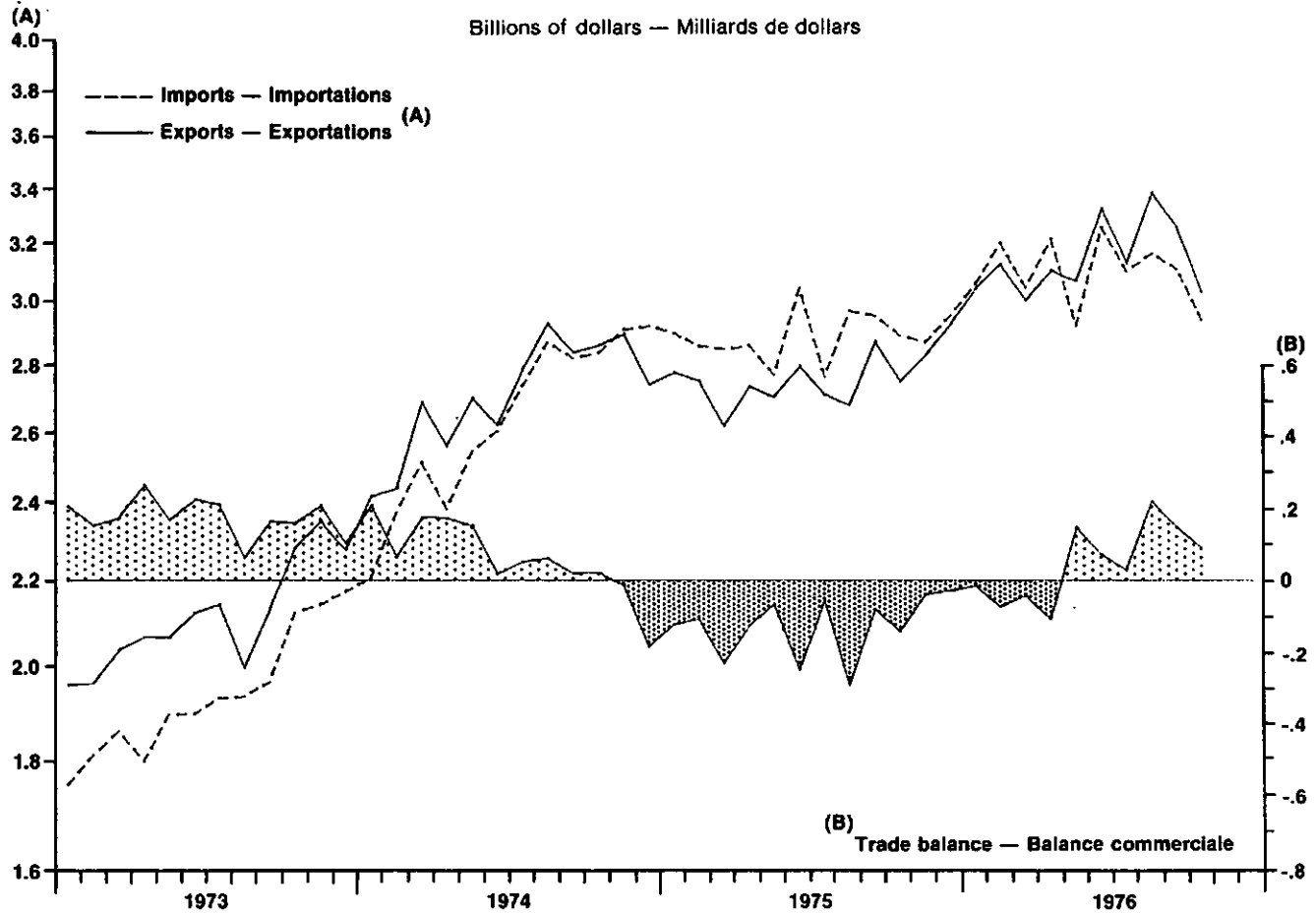
**IMPORTS, EXPORTS, AND TRADE BALANCE: ALL COUNTRIES**

Seasonally Adjusted

**IMPORTATIONS, EXPORTATIONS ET BALANCE COMMERCIALE: ENSEMBLE DES PAYS**

Chiffres corrigés des variations saisonnières

Billions of dollars — Milliards de dollars

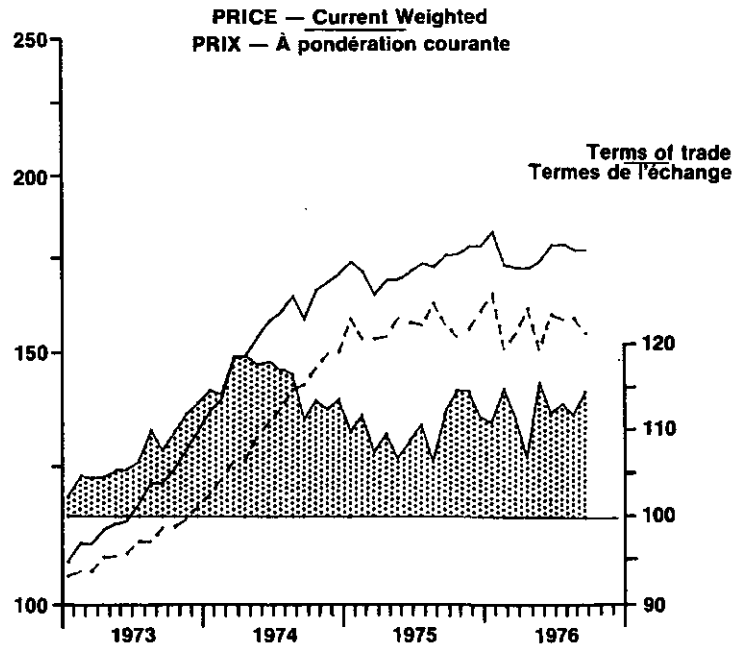
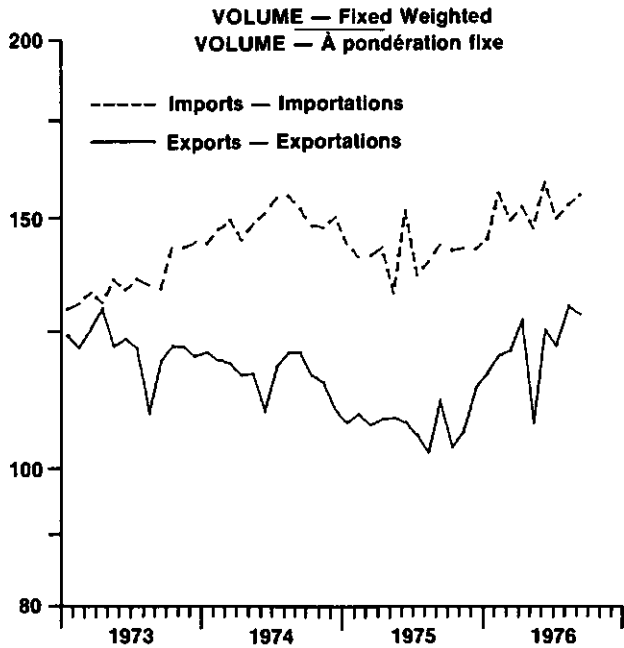


**VOLUME AND PRICE INDEXES**

Seasonally Adjusted, 1971=100

**INDICES DU VOLUME ET DES PRIX**

Chiffres corrigés des variations saisonnières, 1971=100



**CURRENT VALUES AND PRICE INDEXES BY SECTION**  
*Seasonally Adjusted*  
**VALEURS COURANTES ET INDICES DES PRIX PAR SECTION**  
*Chiffres corrigés des variations saisonnières*

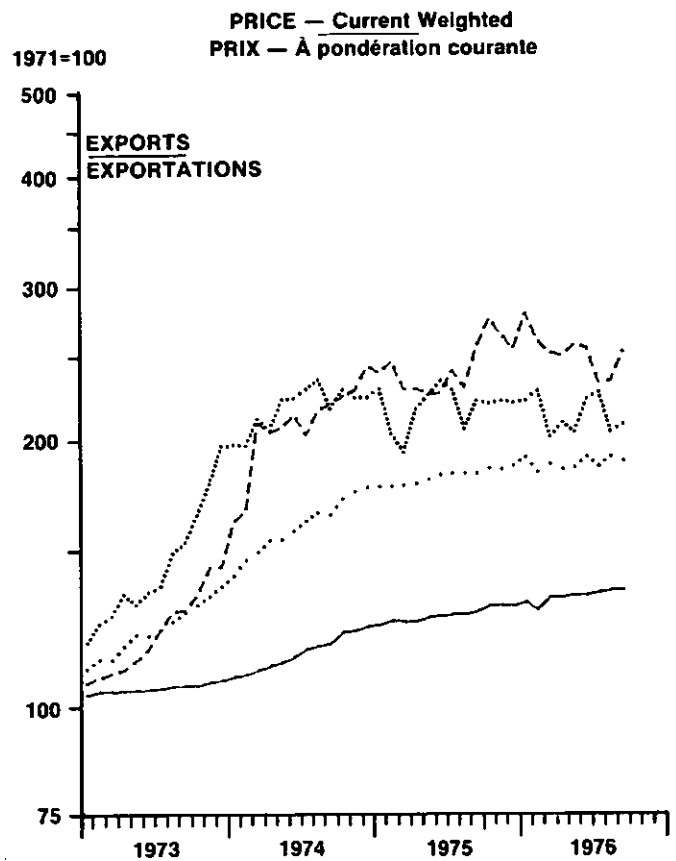
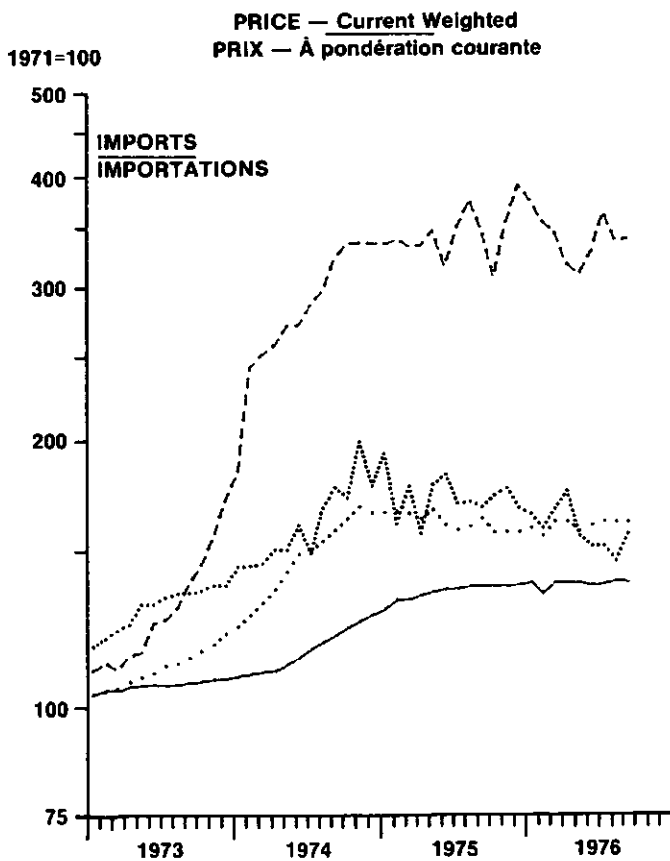
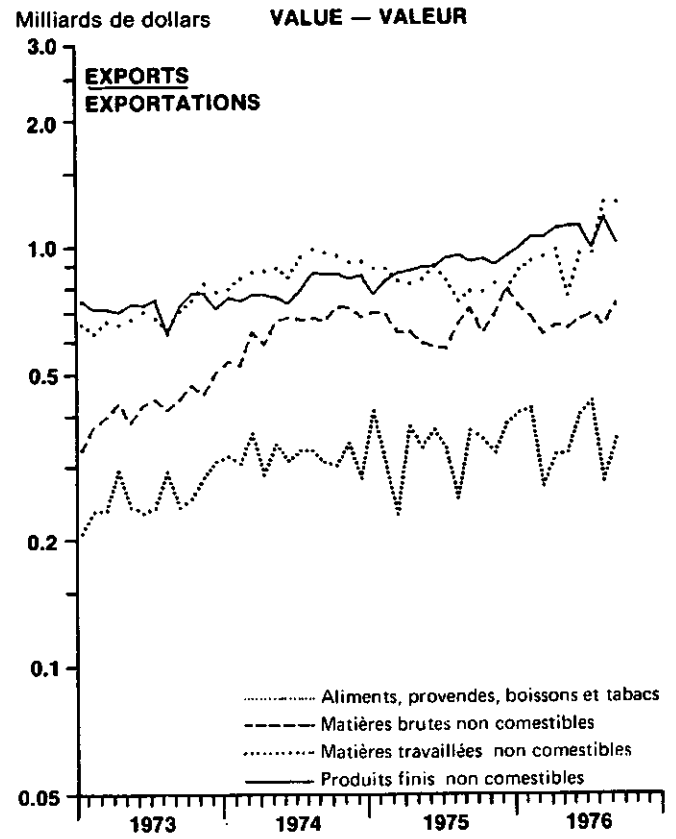
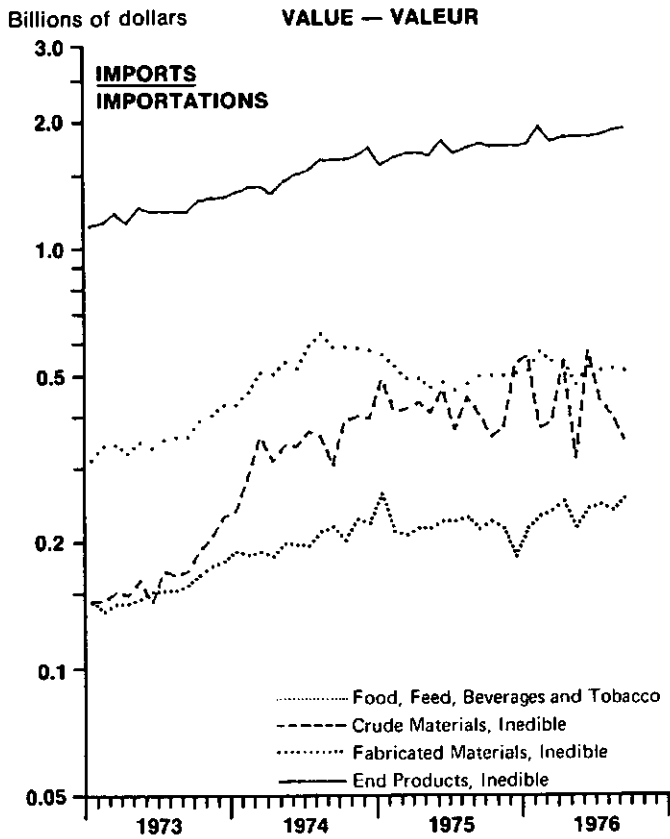


CHART IV

GRAPHIQUE IV

**IMPORTS AND EXPORTS BY PRINCIPAL TRADING AREAS**  
 Seasonally Adjusted, 3 Month Moving Average 1971=100  
**IMPORTATIONS ET EXPORTATIONS PAR MARCHÉS PRINCIPAUX**  
 Chiffres corrigés des variations saisonnières, moyennes mobiles de 3 mois 1971=100

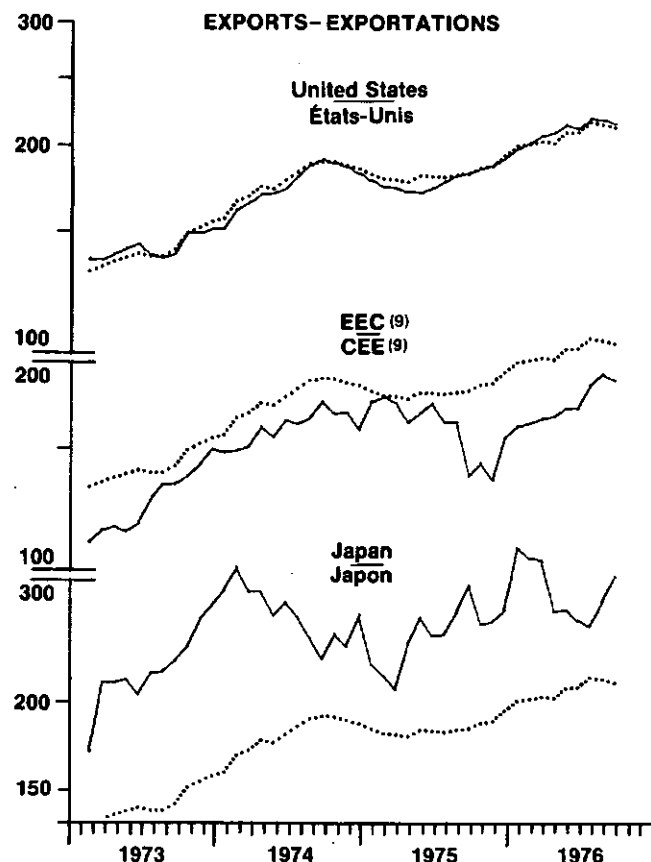
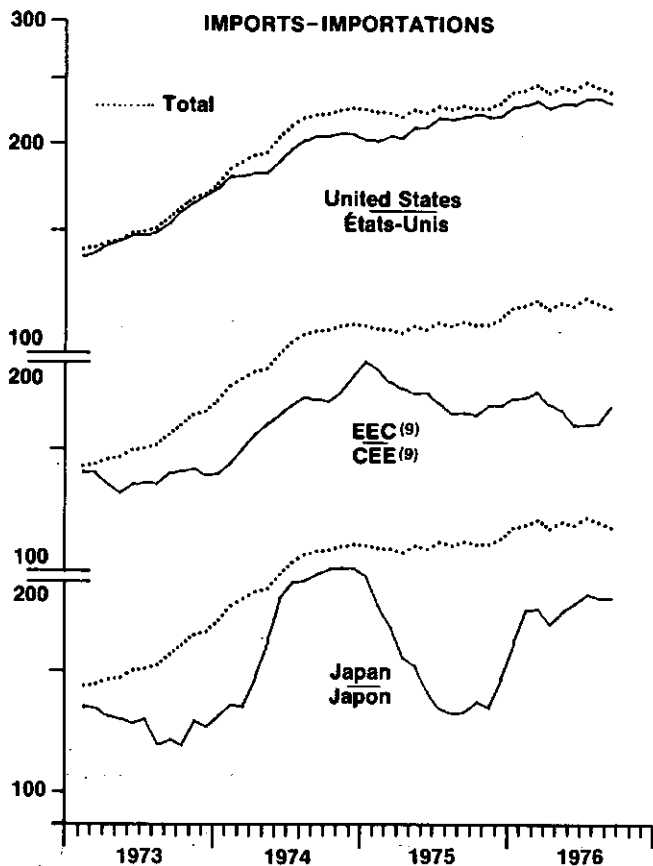


CHART V

GRAPHIQUE V

**MAJOR COMMODITY AGGREGATES**  
 Seasonally Adjusted, 1971=100  
**PRINCIPAUX GROUPEMENTS DE MARCHANDISES**  
 Chiffres corrigés des variations saisonnières, 1971=100

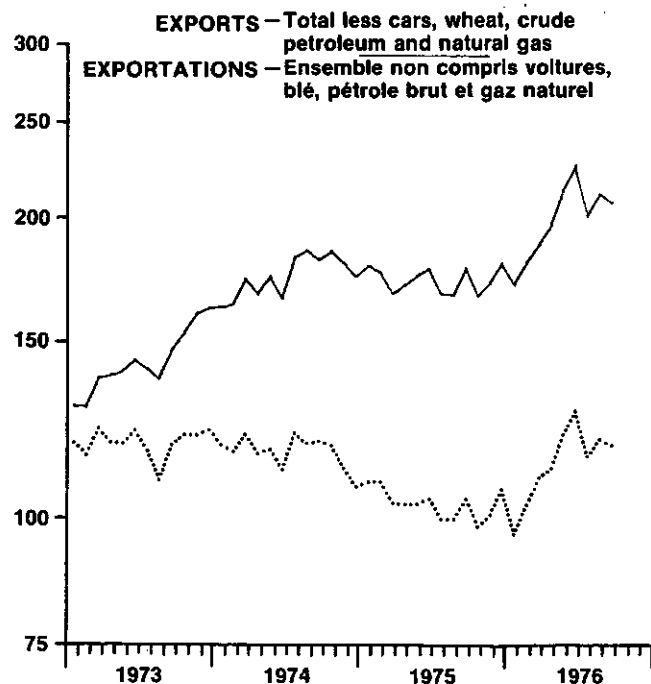
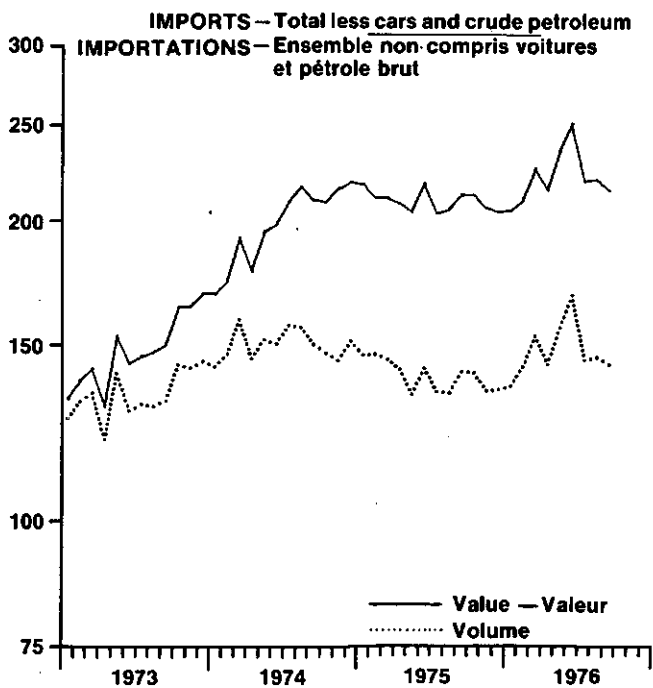




TABLE 1. IMPORTS FROM PRINCIPAL TRADING AREAS, SEASONALLY ADJUSTED\*

TABLEAU 1. IMPORTATIONS EN PROVENANCE DES MARCHES PRINCIPAUX, CORRIGES DES VARIATIONS SAISONNIERES\*

|   |             | United States | United Kingdom | Other E.E.C.  | Japan | Other O.E.C.D.  | Other America   | Other Countries | Total   |      |               |
|---|-------------|---------------|----------------|---------------|-------|-----------------|-----------------|-----------------|---------|------|---------------|
|   |             | Etats-Unis    | Royaume-Uni    | Autres C.E.E. | Japon | Autres O.C.D.E. | Autres Amérique | Autres Pays     |         |      |               |
| millions of dollars — millions de dollars |             |               |                |               |       |                 |                 |                 |         |      |               |
| 1974                                      | IV Quarter  | 5,756.5       | 312.1          | 518.3         | 424.4 | 325.1           | 499.2           | 825.0           | 8,660.6 | 1974 | IV Trimestre  |
| 1975                                      | I Quarter   | 5,593.1       | 328.6          | 569.7         | 373.4 | 317.2           | 470.3           | 938.6           | 8,590.9 | 1975 | I Trimestre   |
|   | II Quarter  | 5,859.7       | 316.6          | 511.4         | 305.8 | 313.4           | 422.2           | 935.4           | 8,664.5 |      | II Trimestre  |
|   | III Quarter | 6,026.5       | 290.7          | 484.2         | 260.4 | 290.8           | 422.8           | 901.0           | 8,676.4 |      | III Trimestre |
|   | IV Quarter  | 6,080.1       | 286.3          | 508.4         | 265.5 | 273.0           | 486.9           | 803.3           | 8,703.5 |      | IV Trimestre  |
| 1976                                      | I Quarter   | 6,336.5       | 306.3          | 509.3         | 367.6 | 302.2           | 423.2           | 1,049.8         | 9,295.2 | 1976 | I Trimestre   |
|   | II Quarter  | 6,362.4       | 290.2          | 492.8         | 366.0 | 304.6           | 613.6           | 955.2           | 9,384.7 |      | II Trimestre  |
|   | III Quarter | 6,483.6       | 256.4          | 492.3         | 383.3 | 328.3           | 491.6           | 932.1           | 9,368.3 |      | III Trimestre |
| 1975                                      | October     | 2,017.4       | 103.3          | 167.9         | 89.7  | 98.1            | 191.0           | 219.2           | 2,886.6 | 1975 | Octobre       |
|   | November    | 2,053.0       | 91.1           | 165.3         | 94.3  | 91.0            | 144.3           | 226.9           | 2,865.9 |      | Novembre      |
|   | December    | 2,009.7       | 91.9           | 175.2         | 81.5  | 83.9            | 151.6           | 357.2           | 2,951.0 |      | Décembre      |
| 1976                                      | January     | 2,028.1       | 99.8           | 171.1         | 116.1 | 100.4           | 170.1           | 368.3           | 3,054.0 | 1976 | Janvier       |
|   | February    | 2,243.5       | 103.7          | 172.1         | 130.6 | 92.7            | 138.5           | 316.4           | 3,197.3 |      | Février       |
|   | March       | 2,064.8       | 102.8          | 166.3         | 120.9 | 109.1           | 114.6           | 365.2           | 3,043.9 |      | Mars          |
|   | April       | 2,117.7       | 109.3          | 177.6         | 118.8 | 105.3           | 209.1           | 373.6           | 3,211.2 |      | Avril         |
|   | May         | 2,093.4       | 81.0           | 160.2         | 111.4 | 94.9            | 180.1           | 198.6           | 2,919.7 |      | Mai           |
|   | June        | 2,151.3       | 100.0          | 155.0         | 135.8 | 104.3           | 224.4           | 383.0           | 3,253.8 |      | Juin          |
|   | July        | 2,101.8       | 85.3           | 164.5         | 128.7 | 113.1           | 202.8           | 302.7           | 3,099.3 |      | Juillet       |
|   | August      | 2,209.0       | 86.6           | 154.7         | 122.9 | 117.0           | 131.4           | 340.4           | 3,162.1 |      | Août          |
|   | September   | 2,172.8       | 84.6           | 173.1         | 131.6 | 98.1            | 157.4           | 289.0           | 3,106.9 |      | Septembre     |
|   | October     | 1,998.2       | 97.5           | 195.0         | 127.8 | 96.0            | 193.1           | 229.2           | 2,937.1 |      | Octobre       |

TABLE 2. EXPORTS TO PRINCIPAL TRADING AREAS, SEASONALLY ADJUSTED\*

TABLEAU 2. EXPORTATIONS VERS LES MARCHES PRINCIPAUX, CORRIGES DES VARIATIONS SAISONNIERES\*

|   |             | United States | United Kingdom | Other E.E.C.  | Japan | Other O.E.C.D.  | Other America   | Other Countries | Total   |      |               |
|---|-------------|---------------|----------------|---------------|-------|-----------------|-----------------|-----------------|---------|------|---------------|
|   |             | Etats-Unis    | Royaume-Uni    | Autres C.E.E. | Japon | Autres O.C.D.E. | Autres Amérique | Autres Pays     |         |      |               |
| millions of dollars — millions de dollars |             |               |                |               |       |                 |                 |                 |         |      |               |
| 1974                                      | IV Quarter  | 5,647.6       | 499.9          | 586.0         | 503.1 | 287.1           | 445.7           | 516.6           | 8,486.0 | 1974 | IV Trimestre  |
| 1975                                      | I Quarter   | 5,297.4       | 532.6          | 608.0         | 456.4 | 249.0           | 426.1           | 563.5           | 8,133.0 | 1975 | I Trimestre   |
|   | II Quarter  | 5,178.8       | 450.1          | 630.7         | 554.1 | 263.8           | 406.6           | 739.2           | 8,223.3 |      | II Trimestre  |
|   | III Quarter | 5,489.1       | 450.3          | 600.9         | 564.3 | 208.7           | 383.3           | 556.1           | 8,252.7 |      | III Trimestre |
|   | IV Quarter  | 5,687.1       | 356.1          | 507.4         | 547.4 | 190.0           | 345.7           | 861.1           | 8,494.8 |      | IV Trimestre  |
| 1976                                      | I Quarter   | 6,126.8       | 433.7          | 613.6         | 675.6 | 231.2           | 369.7           | 715.8           | 9,166.5 | 1976 | I Trimestre   |
|   | II Quarter  | 6,509.2       | 479.2          | 620.0         | 569.3 | 257.3           | 492.7           | 569.5           | 9,497.2 |      | II Trimestre  |
|   | III Quarter | 6,616.0       | 507.7          | 723.2         | 585.1 | 314.5           | 470.6           | 549.8           | 9,767.4 |      | III Trimestre |
| 1975                                      | October     | 1,867.5       | 85.8           | 128.7         | 202.0 | 57.7            | 106.0           | 297.9           | 2,745.6 | 1975 | Octobre       |
|   | November    | 1,895.3       | 124.5          | 187.7         | 127.6 | 62.0            | 124.8           | 303.9           | 2,825.8 |      | Novembre      |
|   | December    | 1,924.3       | 145.8          | 191.0         | 217.8 | 70.3            | 114.9           | 259.3           | 2,923.4 |      | Décembre      |
| 1976                                      | January     | 1,993.9       | 128.8          | 217.8         | 222.0 | 68.0            | 139.1           | 270.4           | 3,040.0 | 1976 | Janvier       |
|   | February    | 2,098.6       | 146.9          | 204.7         | 259.4 | 84.3            | 102.1           | 229.3           | 3,125.2 |      | Février       |
|   | March       | 2,034.4       | 158.0          | 191.2         | 194.2 | 78.8            | 128.5           | 216.1           | 3,001.3 |      | Mars          |
|   | April       | 2,146.7       | 163.3          | 198.1         | 216.9 | 85.9            | 169.2           | 123.4           | 3,103.5 |      | Avril         |
|   | May         | 2,160.9       | 132.7          | 228.5         | 154.6 | 81.2            | 114.1           | 195.4           | 3,067.4 |      | Mai           |
|   | June        | 2,201.6       | 183.1          | 193.3         | 197.8 | 90.2            | 209.4           | 250.7           | 3,326.3 |      | Juin          |
|   | July        | 2,070.2       | 174.8          | 186.5         | 197.0 | 99.1            | 177.4           | 224.1           | 3,129.1 |      | Juillet       |
|   | August      | 2,367.4       | 162.6          | 287.2         | 144.4 | 102.1           | 173.0           | 145.5           | 3,382.5 |      | Août          |
|   | September   | 2,178.4       | 170.4          | 249.6         | 243.7 | 113.4           | 120.1           | 180.1           | 3,255.8 |      | Septembre     |
|   | October     | 1,996.1       | 124.8          | 212.7         | 247.4 | 63.9            | 143.7           | 239.8           | 3,028.4 |      | Octobre       |

\* Principal Trading Areas; see note 9, page 42. — Marchés Principaux; voir note 9, page 42.

TABLE 3. IMPORTS OF SELECTED COMMODITY GROUPINGS  
 TABLEAU 3. IMPORTATIONS, GROUPES DE MARCHANDISES CHOISIS

| COMMODITY GROUPING<br>(version française en bas de page)                          | 1973  |       | 1974  |       | 1975  |       |       |       | 1976  |        |        |        |
|---|-------|-------|-------|-------|-------|-------|-------|-------|-------|--------|--------|--------|
|   | IV    | I     | II    | III   | IV    | I     | II    | III   | IV    | I      | II     | III    |
| <b>Seasonally Adjusted Values — Chiffres corrigés des variations saisonnières</b> |       |       |       |       |       |       |       |       |       |        |        |        |
| millions of dollars — millions de dollars   |       |       |       |       |       |       |       |       |       |        |        |        |
| Meat, fresh, chilled or frozen*   | 66.9  | 50.3  | 29.6  | 40.3  | 48.9  | 46.2  | 41.4  | 47.7  | 44.8  | 70.9   | 87.2   | 92.4   |
| Fresh fruits  | 63.2  | 54.4  | 56.4  | 62.0  | 59.6  | 65.0  | 74.7  | 67.3  | 67.1  | 76.9   | 75.7   | 75.5   |
| Fresh vegetables  | 38.0  | 34.7  | 36.7  | 47.7  | 44.7  | 45.9  | 46.7  | 50.7  | 51.0  | 57.5   | 49.8   | 55.6   |
| Raw sugar   | 43.8  | 66.1  | 103.8 | 109.1 | 122.8 | 157.3 | 121.1 | 87.4  | 93.5  | 71.1   | 84.3   | 63.9   |
| Cocoa, chocolate, coffee and tea  | 48.9  | 59.6  | 53.6  | 47.0  | 51.5  | 55.9  | 56.8  | 69.8  | 70.2  | 67.8   | 75.4   | 92.0   |
| Wool, cotton and man-made fibres  | 49.2  | 45.8  | 43.3  | 39.1  | 29.0  | 29.7  | 29.0  | 33.5  | 39.7  | 44.1   | 44.0   | 42.6   |
| Coal  | 54.8  | 55.3  | 77.5  | 78.1  | 92.1  | 193.6 | 117.2 | 119.8 | 145.7 | 165.7  | 134.9  | 128.2  |
| Crude petroleum   | 307.7 | 474.1 | 656.0 | 668.7 | 847.5 | 826.7 | 873.3 | 792.7 | 810.8 | 843.3  | 936.6  | 730.3  |
| Textile fabricated materials  | 179.9 | 196.3 | 199.1 | 227.3 | 194.2 | 170.9 | 179.7 | 183.5 | 206.2 | 229.4  | 201.8  | 202.6  |
| Chemicals and related products  | 275.7 | 311.4 | 343.2 | 460.5 | 422.2 | 377.8 | 331.1 | 364.1 | 402.5 | 428.1  | 407.1  | 426.1  |
| Petroleum and coal products   | 65.3  | 70.8  | 96.9  | 104.2 | 101.8 | 92.3  | 78.1  | 56.7  | 48.8  | 57.0   | 47.2   | 55.9   |
| Rolling mill products   | 122.3 | 169.5 | 213.0 | 242.1 | 279.3 | 194.4 | 105.9 | 91.9  | 84.4  | 90.2   | 92.6   | 87.4   |
| Non ferrous metals  | 119.7 | 132.9 | 152.6 | 165.7 | 156.8 | 121.8 | 99.0  | 104.8 | 101.1 | 105.3  | 105.2  | 149.6  |
| Metal fabricated basic products   | 113.7 | 120.1 | 131.8 | 154.7 | 159.3 | 162.7 | 159.3 | 156.8 | 150.0 | 163.6  | 161.0  | 159.5  |
| Industrial machinery  | 575.0 | 585.6 | 612.1 | 741.8 | 781.0 | 808.6 | 819.6 | 802.8 | 777.1 | 823.1  | 807.9  | 759.9  |
| Agricultural machinery, including tractors  | 168.9 | 172.7 | 197.8 | 245.2 | 286.0 | 304.7 | 324.1 | 304.7 | 303.8 | 348.8  | 319.5  | 306.2  |
| Passenger automobiles and chassis   | 466.4 | 470.5 | 487.9 | 518.8 | 545.1 | 539.2 | 606.7 | 668.2 | 733.8 | 725.1  | 674.6  | 669.5  |
| Trucks and other motor vehicles   | 214.9 | 266.4 | 255.5 | 277.1 | 312.2 | 263.1 | 287.8 | 300.9 | 281.8 | 280.0  | 284.2  | 317.5  |
| Motor vehicle engines and parts   | 176.1 | 172.8 | 173.7 | 187.4 | 200.1 | 174.7 | 199.6 | 229.1 | 224.5 | 242.9  | 247.9  | 247.9  |
| Motor vehicle parts, except engines   | 710.3 | 757.7 | 715.8 | 817.4 | 936.2 | 785.8 | 913.2 | 957.5 | 971.1 | 1058.6 | 1091.4 | 1101.3 |
| Communication and related equipment   | 216.7 | 220.1 | 235.2 | 268.3 | 233.8 | 220.4 | 211.7 | 212.9 | 207.7 | 247.4  | 261.0  | 298.5  |
| Office machines and equipment   | 138.0 | 147.8 | 152.5 | 154.1 | 154.2 | 153.5 | 168.5 | 173.1 | 163.8 | 168.8  | 176.5  | 210.4  |
| Apparel and apparel accessories   | 104.5 | 94.7  | 111.7 | 116.4 | 119.5 | 124.0 | 117.9 | 129.7 | 162.0 | 180.2  | 177.8  | 202.0  |

**Current Weighted Price Indexes — Indices des prix à pondération courante**  
 1971 = 100

| GRUPE DE MARCHANDISES<br>(English titles above) |       |       |       |       |       |       |       |       |       |       |       |       |
|---|-------|-------|-------|-------|-------|-------|-------|-------|-------|-------|-------|-------|
| Viande fraîche, réfrigérée ou congelée          | 163.9 | 171.5 | 147.6 | 139.9 | 133.3 | 131.9 | 124.1 | 130.6 | 130.9 | 151.9 | 133.6 | 126.9 |
| Fruits frais                                    | 113.8 | 110.8 | 124.3 | 144.6 | 107.5 | 122.4 | 157.6 | 156.5 | 118.7 | 126.2 | 135.5 | 140.9 |
| Légumes frais                                   | 100.6 | 108.7 | 127.0 | 142.6 | 130.0 | 134.9 | 141.5 | 167.3 | 141.5 | 143.2 | 134.9 | 139.7 |
| Sucre brut                                      | 158.3 | 211.0 | 409.9 | 489.6 | 634.5 | 703.6 | 578.3 | 380.1 | 351.4 | 310.6 | 332.3 | 285.2 |
| Cacao, chocolat, café et thé                    | 130.6 | 133.0 | 142.0 | 153.5 | 142.3 | 150.3 | 154.5 | 155.5 | 172.2 | 174.9 | 193.0 | 228.7 |
| Laine, coton et fibres artificielles            | 164.2 | 156.2 | 150.5 | 142.4 | 167.6 | 151.0 | 142.7 | 143.7 | 151.0 | 157.6 | 160.6 | 168.7 |
| Charbon   | 116.8 | 135.2 | 222.5 | 266.1 | 277.0 | 280.8 | 385.5 | 390.1 | 378.5 | 372.4 | 368.2 | 368.2 |
| Pétrole brut                                    | 167.7 | 323.0 | 449.0 | 447.9 | 500.0 | 533.4 | 546.4 | 549.3 | 545.4 | 574.3 | 555.0 | 566.1 |
| Ouvrages en matières textiles                   | 116.0 | 115.5 | 121.7 | 124.9 | 128.1 | 128.5 | 124.1 | 126.7 | 134.4 | 135.2 | 136.6 | 133.3 |
| Produits chimiques et produits connexes         | 105.5 | 109.5 | 126.2 | 145.8 | 156.2 | 166.4 | 168.7 | 168.4 | 165.4 | 170.3 | 172.8 | 171.8 |
| Dérivés du pétrole et du charbon                | 154.2 | 180.2 | 290.1 | 308.6 | 338.4 | 313.0 | 308.7 | 317.6 | 308.3 | 279.4 | 277.6 | 287.2 |
| Produits des usines de laminage                 | 129.9 | 153.8 | 185.4 | 211.6 | 248.1 | 239.2 | 217.9 | 199.2 | 182.9 | 179.3 | 171.7 | 181.6 |
| Métaux non-ferreux                              | 121.4 | 142.7 | 154.0 | 168.2 | 161.7 | 167.1 | 164.1 | 172.7 | 159.8 | 157.3 | 156.4 | 168.0 |
| Ouvrages de base en métal                       | 112.4 | 114.5 | 124.8 | 137.3 | 146.3 | 151.0 | 153.7 | 153.2 | 152.8 | 151.0 | 150.1 | 152.5 |
| Machinerie industrielle                         | 108.4 | 109.7 | 113.8 | 124.6 | 132.3 | 140.2 | 146.5 | 149.3 | 149.4 | 149.3 | 151.6 | 152.8 |
| Machinerie agricole y compris tracteurs         | 112.4 | 114.2 | 117.9 | 128.0 | 136.3 | 146.9 | 148.1 | 150.7 | 151.0 | 151.6 | 155.0 | 158.8 |
| Voitures particulières et chassis)              | 105.8 | 106.8 | 109.0 | 115.9 | 123.0 | 129.3 | 131.4 | 134.5 | 135.2 | 137.8 | 135.9 | 138.5 |
| Camions et autres véhicules moteurs)            |       |       |       |       |       |       |       |       |       |       |       |       |
| Moteurs de véhicules auto et pièces)            |       |       |       |       |       |       |       |       |       |       |       |       |
| Pièces de véhicules auto sauf moteurs)          |       |       |       |       |       |       |       |       |       |       |       |       |
| Équipement et matériel de communication         | 104.5 | 103.1 | 104.6 | 109.2 | 110.3 | 113.3 | 115.2 | 114.6 | 113.5 | 111.4 | 108.8 | 108.7 |
| Machines et matériel de bureau                  | 101.6 | 100.7 | 101.5 | 106.4 | 109.9 | 112.0 | 114.7 | 115.5 | 113.0 | 111.3 | 109.8 | 109.5 |
| Vêtements et accessoires de vêtement            | 122.2 | 139.1 | 134.9 | 139.1 | 141.6 | 143.6 | 145.2 | 148.9 | 148.8 | 152.2 | 152.7 | 159.2 |

\*Series has no seasonality. Figures are unadjusted.  
 Série sans composante saisonnière. Chiffres non désaisonnalisés.

TABLE 4. DOMESTIC EXPORTS OF SELECTED COMMODITY GROUPINGS  
 TABLEAU 4. EXPORTATIONS NATIONALES, GROUPES DE MARCHANDISES CHOISIS

| COMMODITY GROUPING<br>(version française en bas de page) | 1973  |       | 1974  |       |       | 1975  |       |       |       | 1976  |       |       |
|--|---|-------|-------|-------|-------|-------|-------|-------|-------|-------|-------|-------|
|  | IV  | I     | II    | III   | IV    | I     | II    | III   | IV    | I     | II    | III   |
|  | Seasonally Adjusted Values — Chiffres corrigés des variations saisonnières<br>millions of dollars — millions de dollars |       |       |       |       |       |       |       |       |       |       |       |
| Meat, fresh, chilled or frozen                           | 37.0  | 43.3  | 27.3  | 29.7  | 33.4  | 31.0  | 32.8  | 39.5  | 46.1  | 54.1  | 51.9  | 40.7  |
| Fish and fish preparations                               | 138.6   | 106.5 | 86.0  | 86.7  | 94.8  | 100.7 | 107.1 | 102.0 | 100.1 | 116.9 | 128.3 | 140.6 |
| Barley   | 88.5  | 84.7  | 70.7  | 77.1  | 91.8  | 90.2  | 107.9 | 133.3 | 109.2 | 203.2 | 101.7 | 128.8 |
| Wheat  | 358.1   | 493.8 | 531.3 | 541.2 | 498.6 | 522.8 | 545.9 | 405.0 | 527.3 | 514.9 | 446.8 | 454.3 |
| Rapeseed   | 67.2  | 57.4  | 51.6  | 44.3  | 46.5  | 58.7  | 64.8  | 50.8  | 49.3  | 53.8  | 26.3  | 58.5  |
| Iron ores and concentrates                               | 124.7   | 125.4 | 118.5 | 145.7 | 153.0 | 215.6 | 167.6 | 157.9 | 144.4 | 140.3 | 252.5 | 298.8 |
| Copper in ores, concentrates and scrap                   | 188.1   | 195.9 | 183.8 | 149.6 | 114.8 | 75.3  | 86.0  | 77.6  | 79.0  | 99.4  | 68.0  | 104.3 |
| Nickel in ores, concentrates and scrap                   | 97.8  | 90.7  | 94.8  | 131.9 | 122.4 | 139.4 | 141.9 | 118.8 | 111.0 | 134.7 | 110.3 | 157.0 |
| Crude petroleum*   | 413.5   | 639.8 | 963.1 | 889.4 | 927.6 | 869.7 | 630.7 | 759.8 | 791.2 | 671.2 | 575.3 | 533.3 |
| Natural gas  | 95.7  | 98.5  | 108.7 | 129.4 | 157.1 | 205.3 | 247.7 | 281.5 | 357.9 | 373.5 | 407.9 | 396.2 |
| Coal and other crude bituminous substances*              | 50.2  | 59.9  | 91.4  | 74.7  | 93.1  | 71.4  | 141.1 | 136.1 | 145.0 | 145.8 | 177.6 | 87.2  |
| Asbestos, unmanufactured                                 | 69.1  | 68.5  | 83.7  | 96.5  | 96.7  | 88.4  | 59.3  | 74.9  | 79.5  | 109.2 | 128.1 | 103.6 |
| Lumber   | 421.8   | 377.1 | 343.1 | 332.1 | 238.2 | 220.3 | 291.4 | 237.6 | 223.3 | 385.5 | 331.0 | 481.5 |
| Woodpulp and similar pulp                                | 326.0   | 384.7 | 421.8 | 545.7 | 536.7 | 499.6 | 547.2 | 405.4 | 374.7 | 522.6 | 498.8 | 629.9 |
| Newsprint paper  | 338.4   | 375.5 | 396.7 | 459.6 | 494.0 | 502.1 | 491.2 | 422.5 | 326.9 | 320.4 | 527.4 | 583.4 |
| Fertilizer and fertilizer materials                      | 80.2  | 82.0  | 100.6 | 114.7 | 123.9 | 124.1 | 92.2  | 113.3 | 126.6 | 134.0 | 115.1 | 177.5 |
| Rolling mill products                                    | 49.8  | 52.7  | 63.2  | 75.6  | 70.1  | 68.9  | 54.8  | 48.9  | 49.5  | 61.2  | 69.6  | 78.9  |
| Aluminum, including alloys                               | 99.7  | 111.2 | 133.3 | 139.2 | 129.1 | 96.1  | 83.5  | 130.0 | 128.3 | 124.1 | 145.8 | 101.4 |
| Copper and alloys  | 149.2   | 169.8 | 171.5 | 189.1 | 123.3 | 126.4 | 109.4 | 117.9 | 120.9 | 131.7 | 120.6 | 136.8 |
| Nickel and alloys  | 105.8   | 97.2  | 90.0  | 143.6 | 109.3 | 110.6 | 130.8 | 75.7  | 96.5  | 94.3  | 100.6 | 115.5 |
| Industrial machinery                                     | 157.2   | 166.4 | 178.4 | 216.8 | 201.1 | 232.4 | 228.9 | 232.9 | 224.4 | 206.4 | 221.9 | 223.6 |
| Agricultural machinery, including tractors               | 91.3  | 76.0  | 90.5  | 111.6 | 120.4 | 131.3 | 127.2 | 125.5 | 157.5 | 135.8 | 134.1 | 135.3 |
| Passenger automobiles and chassis                        | 618.2   | 662.1 | 567.8 | 726.3 | 775.1 | 643.6 | 759.5 | 853.0 | 758.1 | 861.0 | 987.5 | 903.8 |
| Trucks and other motor vehicles                          | 225.8   | 243.3 | 244.8 | 253.7 | 268.7 | 302.2 | 300.3 | 301.8 | 296.0 | 384.0 | 384.8 | 382.1 |
| Motor vehicle parts, including engines                   | 522.1   | 454.7 | 484.5 | 524.2 | 511.4 | 409.7 | 533.0 | 592.9 | 599.3 | 714.1 | 755.5 | 726.0 |

Current Weighted Price Indexes — Indices des prix à pondération courante  
 1971 = 100

| GROUPE DE MARCHANDISES<br>(English titles above)  |       |       |       |       |       |       |       |       |       |       |       |       |
|---|-------|-------|-------|-------|-------|-------|-------|-------|-------|-------|-------|-------|
| Viande fraîche, réfrigérée ou congelée  | 184.4 | 170.7 | 151.2 | 151.2 | 155.6 | 177.1 | 186.7 | 199.2 | 204.2 | 182.2 | 176.4 | 157.0 |
| Poissons et préparations de poisson   | 177.5 | 178.7 | 167.3 | 155.5 | 163.8 | 167.0 | 165.9 | 172.5 | 194.6 | 204.4 | 190.0 | 208.9 |
| Orge  | 252.2 | 275.2 | 285.7 | 266.9 | 297.9 | 312.0 | 286.4 | 262.2 | 255.2 | 288.6 | 245.2 | 251.5 |
| Blé   | 219.7 | 304.0 | 318.6 | 306.1 | 317.1 | 320.5 | 299.3 | 280.2 | 280.8 | 277.0 | 261.8 | 251.2 |
| Graine de colza   | 177.6 | 228.6 | 240.8 | 259.2 | 300.8 | 291.3 | 274.4 | 241.1 | 217.6 | 187.0 | 175.4 | 190.7 |
| Minerais et concentrés de fer   | 104.9 | 106.5 | 114.8 | 125.2 | 136.2 | 156.0 | 159.6 | 166.4 | 164.9 | 173.0 | 175.1 | 175.8 |
| Minerais, concentrés et déchets de cuivre   | 179.0 | 179.2 | 223.4 | 173.4 | 131.1 | 103.2 | 107.9 | 97.1  | 97.4  | 94.8  | 113.3 | 119.8 |
| Minerais, concentrés et déchets de nickel   | 105.8 | 109.5 | 111.5 | 116.3 | 119.3 | 141.4 | 147.1 | 147.7 | 157.5 | 157.2 | 154.4 | 152.2 |
| Pétrole brut  | 141.5 | 250.5 | 360.8 | 405.4 | 405.8 | 402.9 | 415.1 | 382.2 | 401.4 | 426.9 | 430.2 | 422.6 |
| Gaz naturel   | 133.0 | 151.5 | 160.2 | 195.9 | 237.0 | 332.4 | 369.2 | 417.7 | 543.0 | 591.2 | 592.8 | 598.0 |
| Charbons et autres subst. bitumineuses brutes   | 138.3 | 146.4 | 172.7 | 208.2 | 226.3 | 257.7 | 336.0 | 379.7 | 387.7 | 394.2 | 399.2 | 405.2 |
| Amiante, non ouvré  | 106.6 | 118.9 | 128.5 | 134.7 | 143.7 | 163.9 | 174.4 | 172.9 | 176.4 | 203.8 | 201.7 | 202.7 |
| Bois d'oeuvre   | 169.3 | 159.7 | 165.2 | 150.7 | 143.6 | 137.1 | 152.4 | 155.6 | 149.9 | 167.5 | 170.3 | 170.5 |
| Pâte de bois et pâtes similaires  | 136.6 | 155.8 | 175.9 | 199.7 | 210.9 | 230.9 | 240.7 | 239.2 | 239.6 | 233.5 | 227.9 | 229.7 |
| Papier journal  | 115.4 | 127.0 | 129.9 | 142.0 | 150.5 | 167.4 | 175.6 | 174.3 | 175.5 | 176.0 | 178.3 | 184.1 |
| Engrais et matières fertilisantes   | 106.0 | 123.1 | 128.5 | 145.8 | 170.4 | 183.5 | 185.4 | 187.6 | 198.7 | 195.0 | 196.9 | 178.8 |
| Produits des usines de laminage   | 124.0 | 135.2 | 145.9 | 167.9 | 172.6 | 163.8 | 170.9 | 174.1 | 177.3 | 166.8 | 172.9 | 188.0 |
| Aluminium y compris alliages  | 99.9  | 109.9 | 124.4 | 137.8 | 149.6 | 153.1 | 155.4 | 160.9 | 158.3 | 162.1 | 158.3 | 172.9 |
| Cuivre et alliages  | 149.0 | 149.6 | 170.7 | 160.5 | 138.1 | 120.9 | 118.6 | 117.9 | 116.3 | 116.3 | 129.7 | 138.5 |
| Nickel et alliages  | 112.7 | 115.5 | 116.7 | 127.0 | 135.6 | 148.3 | 148.6 | 150.6 | 167.3 | 168.9 | 167.9 | 162.5 |
| Machinerie industrielle   | 110.8 | 116.1 | 121.6 | 128.1 | 135.7 | 141.1 | 144.4 | 147.8 | 150.1 | 152.1 | 154.3 | 155.9 |
| Machinerie agricole y compris tracteurs   | 115.1 | 116.3 | 119.5 | 131.2 | 139.0 | 149.1 | 150.4 | 156.5 | 156.7 | 156.2 | 161.9 | 167.1 |
| Voitures particulières et chassis<br>Camions et autres véhicules moteurs<br>Pièces de véhicules auto et moteurs | 103.8 | 105.8 | 107.8 | 112.4 | 117.4 | 118.5 | 119.9 | 122.5 | 125.6 | 128.0 | 128.2 | 130.5 |

\* Series has no seasonality. Figures are unadjusted.  
 Série sans composante saisonnière. Chiffres non-désaisonnalisés.

TABLE 5. PRICE AND VOLUME INDEXES OF IMPORTS<sup>a</sup>  
 TABLEAU 5. INDICES DES PRIX ET DU VOLUME DES IMPORTATIONS<sup>a</sup>

1971 = 100

|  |       | All Sections          |       | Live Animals    |       | Food, Feed, Beverages and Tobacco      |       | Crude Materials, Inedible        |       | Fabricated Materials, Inedible        |       | End Products, Inedible          |       |
|--|-------|-----------------------|-------|-----------------|-------|--|-------|----------------------------------|-------|---------------------------------------|-------|---------------------------------|-------|
|  |       | Ensemble des sections |       | Animaux vivants |       | Aliments provendes, boissons et tabacs |       | Matières brutes, non comestibles |       | Matières travaillées, non comestibles |       | Produits finis, non comestibles |       |
|  |       | 1975                  | 1976  | 1975            | 1976  | 1975                                   | 1976  | 1975                             | 1976  | 1975                                  | 1976  | 1975                            | 1976  |
| <b>Current Weighted Price Indexes — Indices des prix à pondération courante</b>  |       |                       |       |                 |       |  |       |                                  |       |                                       |       |                                 |       |
| Year - Année   |       | 157.1                 |       | 134.2           |       | 172.0                                  |       | 350.1                            |       | 162.6                                 |       | 135.2                           |       |
| Quarters<br>Trimestres   | I     | 155.1                 | 157.9 | 107.1           | 120.3 | 174.9                                  | 161.1 | 355.9                            | 385.2 | 164.9                                 | 159.0 | 131.2                           | 138.2 |
|  | II    | 157.3                 | 158.0 | 146.6           | 125.2 | 175.0                                  | 160.1 | 350.2                            | 358.7 | 164.1                                 | 160.2 | 134.6                           | 137.5 |
|  | III   | 159.6                 | 158.3 | 149.2           | 114.2 | 175.0                                  | 162.0 | 353.6                            | 352.1 | 162.4                                 | 162.9 | 136.9                           | 138.7 |
|  | IV    | 155.8                 |       | 139.1           |       | 170.0                                  |       | 334.0                            |       | 158.9                                 |       | 136.8                           |       |
| Months<br>Mois   | Jan.  | 159.4                 | 166.3 | 108.8           | 132.6 | 194.5                                  | 163.8 | 348.6                            | 395.5 | 165.1                                 | 157.1 | 129.7                           | 139.2 |
|  | Feb.  | 152.6                 | 154.4 | 105.5           | 121.0 | 153.5                                  | 158.6 | 356.5                            | 376.5 | 163.8                                 | 158.7 | 131.4                           | 138.0 |
|  | March | 153.1                 | 154.0 | 107.8           | 112.2 | 174.4                                  | 161.8 | 361.3                            | 378.2 | 164.4                                 | 160.0 | 132.4                           | 137.6 |
|  | April | 152.8                 | 159.2 | 132.0           | 130.2 | 150.0                                  | 160.1 | 363.7                            | 372.8 | 162.2                                 | 160.7 | 133.3                           | 137.5 |
|  | May   | 161.5                 | 154.8 | 151.5           | 125.1 | 178.0                                  | 161.2 | 377.7                            | 343.5 | 168.0                                 | 159.6 | 135.2                           | 137.8 |
|  | June  | 157.5                 | 159.7 | 156.2           | 120.5 | 194.5                                  | 159.9 | 315.2                            | 366.1 | 161.5                                 | 160.9 | 135.3                           | 136.3 |
|  | July  | 157.4                 | 161.1 | 159.7           | 119.2 | 173.6                                  | 161.3 | 349.6                            | 373.3 | 159.1                                 | 163.3 | 136.2                           | 138.3 |
|  | Aug.  | 165.4                 | 160.2 | 142.9           | 113.7 | 180.8                                  | 160.7 | 370.5                            | 352.8 | 163.8                                 | 164.1 | 137.9                           | 139.4 |
|  | Sept. | 156.2                 | 154.2 | 146.5           | 111.1 | 171.2                                  | 163.9 | 335.7                            | 323.6 | 162.3                                 | 162.3 | 136.7                           | 138.4 |
|  | Oct.  | 153.8                 |       | 144.1           |       | 168.9                                  |       | 300.9                            |       | 159.8                                 |       | 137.2                           |       |
|  | Nov.  | 154.5                 |       | 135.8           |       | 181.4                                  |       | 321.2                            |       | 158.8                                 |       | 136.2                           |       |
|  | Dec.  | 159.9                 |       | 138.3           |       | 162.9                                  |       | 374.0                            |       | 157.6                                 |       | 137.1                           |       |
| <b>Fixed Weighted Volume Indexes — Indices du volume à pondération fixe</b>  |       |                       |       |                 |       |  |       |                                  |       |                                       |       |                                 |       |
| Year — Année   |       | 141.2                 |       | 142.7           |       | 135.6                                  |       | 109.9                            |       | 116.4                                 |       | 155.0                           |       |
| Quarters<br>Trimestres   | I     | 137.1                 | 148.1 | 215.6           | 224.7 | 119.9                                  | 130.0 | 107.1                            | 100.0 | 114.9                                 | 124.0 | 151.2                           | 164.5 |
|  | II    | 151.4                 | 162.6 | 143.5           | 308.7 | 135.2                                  | 156.9 | 122.9                            | 127.9 | 117.4                                 | 127.8 | 169.2                           | 178.1 |
|  | III   | 130.3                 | 141.2 | 102.4           | 181.5 | 131.1                                  | 157.0 | 105.1                            | 102.7 | 108.9                                 | 116.5 | 141.4                           | 152.3 |
|  | IV    | 146.6                 |       | 123.7           |       | 152.2                                  |       | 106.7                            |       | 124.8                                 |       | 159.5                           |       |
| Months<br>Mois   | Jan.  | 136.8                 | 134.0 | 290.4           | 96.3  | 132.3                                  | 127.7 | 130.7                            | 131.7 | 129.0                                 | 120.6 | 141.4                           | 140.6 |
|  | Feb.  | 131.1                 | 149.3 | 141.3           | 182.3 | 115.8                                  | 125.0 | 95.1                             | 82.5  | 107.6                                 | 123.5 | 146.5                           | 169.1 |
|  | March | 143.6                 | 161.4 | 211.2           | 412.4 | 108.7                                  | 136.6 | 96.5                             | 85.7  | 108.9                                 | 128.8 | 165.8                           | 183.9 |
|  | April | 145.4                 | 152.2 | 167.9           | 371.4 | 121.9                                  | 132.5 | 100.9                            | 123.2 | 109.3                                 | 120.0 | 166.8                           | 168.2 |
|  | May   | 148.7                 | 163.4 | 179.6           | 308.9 | 138.7                                  | 155.8 | 125.4                            | 107.0 | 118.4                                 | 127.0 | 164.1                           | 181.2 |
|  | June  | 160.1                 | 172.5 | 87.9            | 240.5 | 144.0                                  | 181.6 | 143.0                            | 150.9 | 125.0                                 | 135.9 | 176.9                           | 186.1 |
|  | July  | 133.0                 | 139.3 | 75.7            | 105.5 | 137.8                                  | 160.1 | 101.1                            | 110.7 | 110.5                                 | 116.7 | 144.9                           | 148.3 |
|  | Aug.  | 119.3                 | 137.7 | 80.0            | 183.5 | 128.7                                  | 156.6 | 113.5                            | 107.4 | 103.9                                 | 118.0 | 125.0                           | 145.7 |
|  | Sept. | 139.0                 | 146.2 | 152.2           | 259.4 | 127.0                                  | 154.4 | 101.5                            | 90.5  | 113.7                                 | 113.9 | 154.4                           | 163.0 |
|  | Oct.  | 154.9                 |       | 127.3           |       | 171.8                                  |       | 107.1                            |       | 130.9                                 |       | 168.4                           |       |
|  | Nov.  | 148.5                 |       | 151.0           |       | 149.2                                  |       | 100.7                            |       | 126.6                                 |       | 163.1                           |       |
|  | Dec.  | 136.0                 |       | 92.2            |       | 132.2                                  |       | 113.1                            |       | 117.2                                 |       | 146.9                           |       |
| <b>Fixed Weighted Volume Indexes — Indices du volume à pondération fixe.<br/>Seasonally Adjusted — Chiffres corrigés des variations saisonnières</b> |       |                       |       |                 |       |  |       |                                  |       |                                       |       |                                 |       |
| Year — Année   |       | 141.2                 |       | 142.7           |       | 135.6                                  |       | 109.9                            |       | 116.4                                 |       | 155.0                           |       |
| Quarters<br>Trimestres   | I     | 141.9                 | 150.1 | 221.7           | 206.2 | 133.8                                  | 144.4 | 115.9                            | 106.8 | 120.5                                 | 128.4 | 153.3                           | 162.7 |
|  | II    | 142.4                 | 153.2 | 144.8           | 327.2 | 135.9                                  | 157.4 | 116.3                            | 122.7 | 113.0                                 | 122.9 | 156.6                           | 165.3 |
|  | III   | 140.0                 | 152.8 | 139.2           | 251.1 | 140.3                                  | 168.4 | 102.3                            | 99.6  | 113.6                                 | 120.1 | 155.2                           | 168.9 |
|  | IV    | 142.6                 |       | 78.6            |       | 132.9                                  |       | 108.5                            |       | 122.6                                 |       | 156.3                           |       |
| Months<br>Mois   | Jan.  | 143.7                 | 144.9 | 337.8           | 117.8 | 134.6                                  | 135.7 | 124.2                            | 124.0 | 127.8                                 | 119.3 | 152.1                           | 158.1 |
|  | Feb.  | 140.7                 | 155.8 | 169.7           | 211.4 | 138.4                                  | 145.0 | 113.5                            | 98.8  | 119.0                                 | 136.5 | 151.9                           | 168.6 |
|  | March | 141.1                 | 149.5 | 156.9           | 288.9 | 128.4                                  | 152.4 | 110.1                            | 97.5  | 114.8                                 | 129.8 | 155.8                           | 161.6 |
|  | April | 142.9                 | 152.9 | 129.7           | 294.2 | 140.1                                  | 152.4 | 115.3                            | 140.1 | 117.0                                 | 122.2 | 156.9                           | 163.9 |
|  | May   | 132.7                 | 148.0 | 160.0           | 278.9 | 132.9                                  | 151.8 | 103.0                            | 89.9  | 102.7                                 | 113.5 | 150.4                           | 164.9 |
|  | June  | 151.6                 | 158.8 | 144.2           | 407.5 | 134.7                                  | 168.0 | 130.7                            | 138.0 | 119.3                                 | 133.0 | 162.5                           | 167.1 |
|  | July  | 136.6                 | 149.7 | 158.6           | 226.9 | 138.8                                  | 165.5 | 93.9                             | 102.5 | 110.8                                 | 116.4 | 152.3                           | 167.1 |
|  | Aug.  | 139.8                 | 153.1 | 145.0           | 335.3 | 142.7                                  | 169.3 | 108.3                            | 102.6 | 114.3                                 | 122.4 | 154.0                           | 167.3 |
|  | Sept. | 143.6                 | 155.6 | 113.6           | 190.3 | 139.4                                  | 170.4 | 104.6                            | 93.7  | 115.6                                 | 121.4 | 159.4                           | 172.3 |
|  | Oct.  | 142.3                 |       | 73.6            |       | 139.9                                  |       | 105.0                            |       | 120.5                                 |       | 156.0                           |       |
|  | Nov.  | 142.9                 |       | 80.0            |       | 135.3                                  |       | 100.2                            |       | 124.8                                 |       | 156.6                           |       |
|  | Dec.  | 142.5                 |       | 81.9            |       | 123.5                                  |       | 120.3                            |       | 122.5                                 |       | 156.3                           |       |

<sup>a</sup>Index numbers have been completely revised. See note 7, page 41.<sup>a</sup>Les indices ont été complètement révisés. Voir note 7, page 41.

TABLE 6. PRICE AND VOLUME INDEXES OF DOMESTIC EXPORTS<sup>a</sup>  
 TABLEAU 6. INDICES DES PRIX ET DU VOLUME DES EXPORTATIONS NATIONALES<sup>a</sup>

1971 = 100

|   | All Sections          |       | Live Animals    |       | Food, Feed, Beverages and Tobacco      |       | Crude Materials, Inedible        |       | Fabricated Materials, Inedible        |       | End Products, Inedible          |       |
|---|-----------------------|-------|-----------------|-------|--|-------|----------------------------------|-------|---------------------------------------|-------|---------------------------------|-------|
|   | Ensemble des sections |       | Animaux vivants |       | Aliments provendes, boissons et tabacs |       | Matières brutes, non comestibles |       | Matières travaillées, non comestibles |       | Produits finis, non comestibles |       |
|   | 1975                  | 1976  | 1975            | 1976  | 1975                                   | 1976  | 1975                             | 1976  | 1975                                  | 1976  | 1975                            | 1976  |
| <b>Current Weighted Price Indexes — Indices des prix à pondération courante</b>   |                       |       |                 |       |  |       |                                  |       |                                       |       |                                 |       |
| Year - Année  | 173.4                 |       | 131.0           |       | 223.9                                  |       | 244.6                            |       | 183.1                                 |       | 127.6                           |       |
| Quarters I  | 171.0                 | 177.9 | 167.1           | 124.6 | 218.7                                  | 224.4 | 243.3                            | 269.8 | 179.5                                 | 191.3 | 124.6                           | 132.5 |
| Trimestres II   | 171.0                 | 176.0 | 186.5           | 140.1 | 230.1                                  | 214.9 | 234.4                            | 261.9 | 182.3                                 | 189.4 | 126.0                           | 133.3 |
| III   | 174.9                 | 179.6 | 171.3           | 136.8 | 217.0                                  | 210.6 | 245.0                            | 242.7 | 184.2                                 | 191.0 | 128.8                           | 135.5 |
| IV  | 177.0                 |       | 121.6           |       | 224.4                                  |       | 255.8                            |       | 187.1                                 |       | 131.4                           |       |
| Months Jan.   | 177.8                 | 185.6 | 159.3           | 106.7 | 239.5                                  | 233.1 | 241.1                            | 282.0 | 178.4                                 | 192.5 | 124.5                           | 131.4 |
| Mois Feb.   | 170.0                 | 177.6 | 171.5           | 123.7 | 205.4                                  | 229.4 | 253.8                            | 267.4 | 178.7                                 | 191.9 | 124.6                           | 132.6 |
| March   | 164.9                 | 171.5 | 173.3           | 142.0 | 195.8                                  | 203.7 | 236.6                            | 259.6 | 180.7                                 | 189.9 | 124.7                           | 133.5 |
| April   | 168.4                 | 174.4 | 166.9           | 145.6 | 221.2                                  | 213.4 | 244.6                            | 267.3 | 180.8                                 | 188.7 | 125.0                           | 132.9 |
| May   | 171.9                 | 176.5 | 197.5           | 136.5 | 232.7                                  | 211.3 | 231.1                            | 262.6 | 183.1                                 | 188.9 | 126.4                           | 133.5 |
| June  | 172.3                 | 176.8 | 180.0           | 133.1 | 229.7                                  | 218.7 | 229.2                            | 257.1 | 182.9                                 | 190.5 | 126.9                           | 133.4 |
| July  | 174.9                 | 181.5 | 150.9           | 136.3 | 226.9                                  | 225.3 | 248.5                            | 240.8 | 184.0                                 | 187.9 | 129.0                           | 135.6 |
| Aug.  | 175.4                 | 179.5 | 176.0           | 141.4 | 207.5                                  | 206.1 | 235.0                            | 239.0 | 185.3                                 | 192.5 | 128.7                           | 135.3 |
| Sept.   | 174.4                 | 177.7 | 173.0           | 132.7 | 211.8                                  | 199.0 | 252.6                            | 248.5 | 183.5                                 | 191.1 | 128.7                           | 135.6 |
| Oct.  | 175.4                 |       | 136.9           |       | 218.4                                  |       | 264.9                            |       | 186.4                                 |       | 131.6                           |       |
| Nov.  | 176.1                 |       | 121.8           |       | 228.1                                  |       | 256.6                            |       | 186.3                                 |       | 130.5                           |       |
| Dec.  | 179.6                 |       | 107.5           |       | 227.9                                  |       | 249.2                            |       | 188.1                                 |       | 132.1                           |       |
| <b>Fixed Weighted Volume Indexes — Indices du volume à pondération fixe</b>   |                       |       |                 |       |  |       |                                  |       |                                       |       |                                 |       |
| Year — Année  | 107.2                 |       | 94.4            |       | 87.7                                   |       | 99.6                             |       | 92.7                                  |       | 131.1                           |       |
| Quarters I  | 101.2                 | 111.2 | 30.5            | 128.8 | 69.1                                   | 76.7  | 96.3                             | 88.6  | 96.9                                  | 98.0  | 119.2                           | 145.9 |
| Trimestres II   | 115.5                 | 129.2 | 31.8            | 147.5 | 93.8                                   | 98.9  | 101.6                            | 98.7  | 104.8                                 | 115.0 | 140.8                           | 167.2 |
| III   | 99.4                  | 115.4 | 75.0            | 136.3 | 84.3                                   | 99.9  | 98.4                             | 105.1 | 83.4                                  | 112.5 | 119.8                           | 128.1 |
| IV  | 112.4                 |       | 210.7           |       | 104.8                                  |       | 102.0                            |       | 85.8                                  |       | 143.8                           |       |
| Months Jan.   | 102.8                 | 104.1 | 30.6            | 166.4 | 93.9                                   | 89.1  | 109.2                            | 96.5  | 100.5                                 | 91.3  | 105.5                           | 124.4 |
| Mois Feb.   | 99.8                  | 112.1 | 27.3            | 135.4 | 63.6                                   | 81.3  | 89.5                             | 86.2  | 96.9                                  | 97.2  | 120.8                           | 148.7 |
| March   | 101.0                 | 117.3 | 33.0            | 96.1  | 49.8                                   | 59.8  | 89.6                             | 82.7  | 93.7                                  | 105.4 | 131.3                           | 164.2 |
| April   | 105.8                 | 120.5 | 36.2            | 121.4 | 70.6                                   | 66.8  | 91.0                             | 89.5  | 93.2                                  | 110.5 | 137.6                           | 160.8 |
| May   | 119.1                 | 129.0 | 29.8            | 151.2 | 96.9                                   | 107.0 | 108.9                            | 101.2 | 108.7                                 | 113.1 | 142.3                           | 164.9 |
| June  | 121.6                 | 138.2 | 32.9            | 178.0 | 115.8                                  | 123.2 | 104.8                            | 105.2 | 112.2                                 | 121.4 | 142.0                           | 176.0 |
| July  | 103.7                 | 113.1 | 44.7            | 145.5 | 88.5                                   | 112.8 | 88.0                             | 108.2 | 95.5                                  | 106.3 | 125.0                           | 121.7 |
| Aug.  | 87.9                  | 115.0 | 62.2            | 135.8 | 73.4                                   | 90.4  | 102.2                            | 103.7 | 72.4                                  | 102.2 | 99.8                            | 123.4 |
| Sept.   | 106.6                 | 118.1 | 120.4           | 127.4 | 92.4                                   | 95.7  | 104.7                            | 103.2 | 82.2                                  | 111.5 | 134.4                           | 139.3 |
| Oct.  | 115.1                 |       | 178.9           |       | 116.3                                  |       | 89.8                             |       | 87.3                                  |       | 153.0                           |       |
| Nov.  | 111.5                 |       | 198.0           |       | 92.2                                   |       | 99.2                             |       | 89.3                                  |       | 143.5                           |       |
| Dec.  | 110.6                 |       | 262.7           |       | 105.8                                  |       | 116.5                            |       | 81.1                                  |       | 134.7                           |       |
| <b>Fixed Weighted Volume Indexes — Indices du volume à pondération fixe<br/>Seasonally Adjusted — Chiffres corrigés des variations saisonnières</b> |                       |       |                 |       |  |       |                                  |       |                                       |       |                                 |       |
| Year — Année  | 107.2                 |       | 94.4            |       | 87.7                                   |       | 99.6                             |       | 92.7                                  |       | 131.1                           |       |
| Quarters I  | 107.9                 | 116.6 | 36.3            | 164.3 | 85.6                                   | 97.4  | 105.0                            | 96.9  | 100.4                                 | 99.2  | 123.4                           | 146.9 |
| Trimestres II   | 107.8                 | 120.8 | 29.3            | 133.6 | 90.4                                   | 94.7  | 96.6                             | 94.9  | 97.9                                  | 108.0 | 132.4                           | 157.5 |
| III   | 106.1                 | 123.7 | 87.3            | 157.5 | 84.0                                   | 95.5  | 98.5                             | 104.9 | 87.6                                  | 118.8 | 134.7                           | 147.5 |
| IV  | 107.1                 |       | 190.5           |       | 92.3                                   |       | 97.2                             |       | 87.4                                  |       | 133.3                           |       |
| Months Jan.   | 107.5                 | 114.3 | 40.6            | 222.2 | 90.1                                   | 104.0 | 110.5                            | 96.6  | 102.0                                 | 94.8  | 116.5                           | 143.9 |
| Mois Feb.   | 109.0                 | 117.3 | 35.0            | 173.1 | 87.5                                   | 101.1 | 102.2                            | 99.0  | 103.0                                 | 99.6  | 124.2                           | 149.4 |
| March   | 107.2                 | 118.1 | 33.4            | 98.0  | 79.3                                   | 86.9  | 102.3                            | 95.1  | 96.0                                  | 103.2 | 129.6                           | 147.4 |
| April   | 108.0                 | 120.8 | 34.3            | 116.2 | 91.8                                   | 75.4  | 99.6                             | 98.1  | 95.0                                  | 107.1 | 132.1                           | 157.0 |
| May   | 108.2                 | 118.6 | 24.2            | 123.3 | 88.9                                   | 102.0 | 96.2                             | 89.3  | 96.1                                  | 101.9 | 133.5                           | 158.3 |
| June  | 107.3                 | 123.0 | 29.6            | 161.4 | 90.6                                   | 106.6 | 97.0                             | 97.5  | 102.6                                 | 114.8 | 131.5                           | 157.3 |
| July  | 105.1                 | 119.4 | 49.1            | 161.2 | 83.9                                   | 111.0 | 83.3                             | 102.6 | 93.5                                  | 107.4 | 139.1                           | 142.7 |
| Aug.  | 102.1                 | 126.8 | 76.0            | 167.5 | 65.9                                   | 81.0  | 103.2                            | 104.8 | 83.1                                  | 126.1 | 134.9                           | 154.5 |
| Sept.   | 111.0                 | 124.9 | 137.0           | 144.2 | 102.2                                  | 94.5  | 108.9                            | 107.3 | 86.2                                  | 122.9 | 130.2                           | 145.1 |
| Oct.  | 102.8                 |       | 169.7           |       | 85.5                                   |       | 80.6                             |       | 85.0                                  |       | 133.1                           |       |
| Nov.  | 105.5                 |       | 178.5           |       | 90.7                                   |       | 93.9                             |       | 90.4                                  |       | 131.0                           |       |
| Dec.  | 112.9                 |       | 223.6           |       | 100.7                                  |       | 117.2                            |       | 86.8                                  |       | 135.8                           |       |

<sup>a</sup>Index numbers have been completely revised. See note 7, page 41.

<sup>a</sup>Les indices ont été complètement révisés. Voir note 7, page 41.



**II**

**Imports**

---

**Importations**

TABLE M-1. IMPORTS FROM PRINCIPAL TRADING AREAS

TABLEAU M-1. IMPORTATIONS EN PROVENANCE DES MARCHES PRINCIPAUX

|   |       | thousands of dollars - milliers de dollars |   |                                  |                                       |                                 |                                     |                    |  |
|---|-------|--|---|----------------------------------|---------------------------------------|---------------------------------|-------------------------------------|--------------------|--|
| TRADING AREA                                  | YEAR  | Live Animals                               | Food, Feed, Beverages And Tobacco       | Crude Materials, Inedible        | Fabricated Materials, Inedible        | End Products, Inedible          | Special Transactions, Trade         | Total Imports      |  |
| ZONE DE COMMERCE                              | ANNEE | Animaux vivants                            | Aliments, provendes, boissons et tabacs | Matières brutes, non comestibles | Matières travaillées, non comestibles | Produits finis, non comestibles | Transactions spéciales commerciales | Total Importations |  |
| <b>JANUARY TO OCTOBER - JANVIER A OCTOBRE</b> |       |  |   |                                  |                                       |                                 |                                     |                    |  |
| United States                                 | 1974  | 87,131                                     | 931,815                                 | 883,566                          | 3,520,109                             | 11,895,651                      | 185,281                             | 17,503,553         |  |
| Etats-Unis                                    | 1975  | 54,294                                     | 1,047,490                               | 1,172,124                        | 3,320,778                             | 13,658,318                      | 222,746                             | 19,475,749         |  |
|   | 1976  | 89,269                                     | 1,187,505                               | 1,155,145                        | 3,659,426                             | 14,713,047                      | 284,175                             | 21,088,567         |  |
| United Kingdom                                | 1974  | 3,562                                      | 69,151                                  | 24,987                           | 268,367                               | 543,743                         | 10,784                              | 920,593            |  |
| Royaume-Uni                                   | 1975  | 4,436                                      | 91,093                                  | 19,811                           | 255,610                               | 667,219                         | 12,008                              | 1,050,177          |  |
|   | 1976  | 1,036                                      | 87,028                                  | 31,240                           | 220,131                               | 594,480                         | 22,169                              | 956,084            |  |
| Other E.E.C.                                  | 1974  | 3,372                                      | 121,201                                 | 32,131                           | 491,375                               | 907,526                         | 15,683                              | 1,571,289          |  |
| Autres C.E.E.                                 | 1975  | 3,902                                      | 150,544                                 | 28,806                           | 478,577                               | 1,060,166                       | 15,137                              | 1,737,132          |  |
|   | 1976  | 3,437                                      | 154,418                                 | 39,816                           | 368,124                               | 1,055,941                       | 38,268                              | 1,680,004          |  |
| Japan   | 1974  | 10   | 21,817                                  | 2,669                            | 339,684                               | 770,178                         | 4,736                               | 1,139,093          |  |
| Japon   | 1975  | 19   | 20,677                                  | 5,275                            | 311,213                               | 683,461                         | 4,329                               | 1,024,973          |  |
|   | 1976  | 26   | 26,593                                  | 2,592                            | 273,374                               | 903,824                         | 25,127                              | 1,231,536          |  |
| Other O.E.C.D.                                | 1974  | 689  | 288,652                                 | 50,794                           | 188,319                               | 335,341                         | 4,601                               | 868,394            |  |
| Autres O.C.D.E.                               | 1975  | 910  | 269,797                                 | 92,473                           | 187,442                               | 441,283                         | 4,446                               | 996,351            |  |
|   | 1976  | 902  | 280,724                                 | 98,675                           | 206,604                               | 405,818                         | 11,592                              | 1,004,315          |  |
| Other America                                 | 1974  | 190  | 237,317                                 | 1,121,149                        | 250,184                               | 78,296                          | 3,390                               | 1,690,527          |  |
| Autres Amérique                               | 1975  | 127  | 281,604                                 | 983,186                          | 154,730                               | 98,076                          | 5,345                               | 1,523,068          |  |
|   | 1976  | 153  | 296,292                                 | 1,157,881                        | 143,227                               | 133,695                         | 11,476                              | 1,742,724          |  |
| Other Countries                               | 1974  | 527  | 233,332                                 | 1,228,259                        | 260,536                               | 475,872                         | 7,725                               | 2,206,252          |  |
| Autres Pays                                   | 1975  | 679  | 292,866                                 | 1,963,353                        | 226,669                               | 519,694                         | 8,339                               | 3,011,599          |  |
|   | 1976  | 656  | 225,559                                 | 1,846,486                        | 243,394                               | 830,080                         | 43,197                              | 3,189,371          |  |
| All Countries                                 | 1974  | 95,481                                     | 1,903,285                               | 3,343,554                        | 5,318,573                             | 15,006,608                      | 232,200                             | 25,899,701         |  |
| Ensemble des pays                             | 1975  | 64,366                                     | 2,154,071                               | 4,265,028                        | 4,935,018                             | 17,128,216                      | 272,350                             | 28,819,050         |  |
|   | 1976  | 95,480                                     | 2,258,119                               | 4,331,835                        | 5,134,279                             | 18,636,885                      | 436,005                             | 30,892,602         |  |
| <b>OCTOBER - OCTOBRE</b>                      |       |  |   |                                  |                                       |                                 |                                     |                    |  |
| United States                                 | 1974  | 12,397                                     | 116,719                                 | 99,193                           | 388,678                               | 1,469,273                       | 23,197                              | 2,109,457          |  |
| Etats-Unis                                    | 1975  | 5,477                                      | 120,066                                 | 136,738                          | 388,823                               | 1,532,330                       | 25,364                              | 2,208,797          |  |
|   | 1976  | 10,094                                     | 142,444                                 | 125,994                          | 341,735                               | 1,412,934                       | 41,267                              | 2,074,468          |  |
| United Kingdom                                | 1974  | 40   | 8,824                                   | 1,407                            | 29,838                                | 61,830                          | 1,471                               | 103,410            |  |
| Royaume-Uni                                   | 1975  | 400  | 10,797                                  | 2,445                            | 27,865                                | 63,519                          | 1,148                               | 106,174            |  |
|   | 1976  | 155  | 10,278                                  | 2,704                            | 22,930                                | 58,033                          | 2,666                               | 96,766             |  |
| Other E.E.C.                                  | 1974  | 25   | 19,393                                  | 3,697                            | 57,529                                | 90,985                          | 1,952                               | 173,581            |  |
| Autres C.E.E.                                 | 1975  | 7  | 23,426                                  | 7,436                            | 42,555                                | 101,220                         | 1,176                               | 175,821            |  |
|   | 1976  | 200  | 21,841                                  | 3,858                            | 34,838                                | 126,589                         | 4,660                               | 191,987            |  |
| Japan   | 1974  | 4  | 3,118                                   | 154                              | 77,223                                | 82,106                          | 655                                 | 163,260            |  |
| Japon   | 1975  | 3  | 3,486                                   | 135                              | 22,483                                | 78,602                          | 378                                 | 105,086            |  |
|   | 1976  | 1  | 2,404                                   | 136                              | 27,258                                | 103,884                         | 2,809                               | 136,533            |  |
| Other O.E.C.D.                                | 1974  | 1  | 45,753                                  | 14,057                           | 17,779                                | 37,479                          | 703                                 | 115,773            |  |
| Autres O.C.D.E.                               | 1975  | 53   | 39,191                                  | 10,103                           | 14,458                                | 42,502                          | 578                                 | 106,885            |  |
|   | 1976  |  | 34,765                                  | 8,650                            | 19,946                                | 35,859                          | 1,684                               | 100,905            |  |
| Other America                                 | 1974  | 16   | 15,475                                  | 98,645                           | 32,085                                | 12,056                          | 306                                 | 158,582            |  |
| Autres Amérique                               | 1975  | 14   | 32,174                                  | 119,526                          | 23,000                                | 12,489                          | 454                                 | 187,658            |  |
|   | 1976  | 31   | 21,903                                  | 121,540                          | 19,680                                | 15,227                          | 801                                 | 179,182            |  |
| Other Countries                               | 1974  | 60   | 33,616                                  | 171,182                          | 30,181                                | 46,818                          | 690                                 | 282,547            |  |
| Autres Pays                                   | 1975  | 56   | 41,068                                  | 78,618                           | 28,267                                | 62,561                          | 544                                 | 211,114            |  |
|   | 1976  | 69   | 26,828                                  | 84,227                           | 23,514                                | 84,705                          | 3,963                               | 223,306            |  |
| All Countries                                 | 1974  | 12,543                                     | 242,899                                 | 388,335                          | 633,313                               | 1,800,548                       | 28,974                              | 3,106,611          |  |
| Ensemble des pays                             | 1975  | 6,010                                      | 270,207                                 | 355,002                          | 547,451                               | 1,893,222                       | 29,643                              | 3,101,535          |  |
|   | 1976  | 10,549                                     | 260,464                                 | 347,110                          | 489,941                               | 1,837,232                       | 57,850                              | 3,003,146          |  |

\* Principal trading areas; see note 9 page 42.

\* Marchés principaux; voir note 9 page 42.



TABLE M-2. IMPORTS BY COUNTRY

TABLEAU M-2. IMPORTATIONS PAR PAYS

| COUNTRY<br>PAYS                             | September<br>Septembre |                |                | October<br>Octobre |                |                | January to October<br>Janvier à Octobre |                  |                  | Percentage<br>Pourcentage   |                    |
|---|------------------------|----------------|----------------|--------------------|----------------|----------------|---|------------------|------------------|-----------------------------|--------------------|
|   | 1974                   | 1975           | 1976           | 1974               | 1975           | 1976           | 1974                                    | 1975             | 1976             | Jan. to Oct.<br>Jan. à Oct. | 75/74 76/75        |
| thousands of dollars - milliers de dollars  |                        |                |                |                    |                |                |   |                  |                  |                             |                    |
| <b>Western Europe</b><br>Europe occidentale |                        |                |                |                    |                |                |   |                  |                  |                             |                    |
| United Kingdom                              | Royaume-Uni            | 102,946        | 95,660         | 78,441             | 103,410        | 106,174        | 96,766                                  | 920,593          | 1,050,177        | 956,084                     | 14.0 - 8.9         |
| Gibraltar                                   | Gibraltar              |                |                | 1                  |                |                | 24                                      |                  | 1                | 36                          | ...                |
| Ireland                                     | Irlande                | 1,371          | 1,242          | 1,520              | 2,138          | 2,642          | 2,558                                   | 20,734           | 25,930           | 21,399                      | 25.0 - 17.4        |
| Malta                                       | Malte                  | 51             | 28             | 82                 | 59             | 149            | 74                                      | 820              | 595              | 719                         | - 27.4 20.8        |
| Austria                                     | Autriche               | 4,642          | 6,358          | 7,242              | 4,755          | 6,430          | 5,832                                   | 44,451           | 49,371           | 46,074                      | 11.0 - 6.6         |
| Belgium-Luxemb.                             | Belgique-Lux.          | 10,829         | 7,875          | 7,467              | 16,648         | 9,781          | 9,243                                   | 139,831          | 123,563          | 102,704                     | - 11.6 - 16.8      |
| Denmark                                     | Danemark               | 5,634          | 4,755          | 5,494              | 7,817          | 7,898          | 6,105                                   | 65,642           | 65,303           | 63,036                      | - 0.5 - 3.4        |
| Finland                                     | Finlande               | 1,604          | 2,966          | 2,097              | 2,757          | 2,019          | 2,535                                   | 27,308           | 24,533           | 28,639                      | - 10.1 16.7        |
| France                                      | France                 | 27,881         | 31,948         | 30,032             | 36,895         | 43,329         | 38,564                                  | 320,528          | 417,330          | 369,260                     | 30.2 - 11.5        |
| Germany West                                | Allemagne ouest        | 60,071         | 53,582         | 62,623             | 67,517         | 64,294         | 91,595                                  | 633,372          | 652,188          | 672,160                     | 2.9 3.0            |
| Greece                                      | Grèce                  | 626            | 1,470          | 1,251              | 1,626          | 1,602          | 1,669                                   | 16,996           | 14,071           | 15,464                      | - 17.2 9.9         |
| Iceland                                     | Islande                | 15             | 45             | 115                | 22             | 63             | 92                                      | 315              | 319              | 584                         | 1.4 82.8           |
| Italy                                       | Italie                 | 31,793         | 24,735         | 30,801             | 27,391         | 32,487         | 29,176                                  | 258,849          | 318,570          | 306,582                     | 23.0 - 3.7         |
| Netherlands                                 | Pays-Bas               | 15,038         | 13,006         | 14,613             | 15,174         | 15,390         | 14,745                                  | 132,333          | 134,250          | 144,863                     | 1.4 7.9            |
| Norway                                      | Norvège                | 7,668          | 8,854          | 9,576              | 8,608          | 6,926          | 14,747                                  | 85,028           | 98,347           | 107,324                     | 15.6 9.1           |
| Portugal                                    | Portugal               | 2,655          | 1,636          | 2,011              | 3,574          | 2,287          | 1,331                                   | 24,584           | 24,664           | 18,503                      | 0.3 - 24.9         |
| Spain                                       | Espagne                | 6,797          | 8,055          | 8,425              | 8,183          | 7,253          | 7,323                                   | 67,481           | 86,820           | 86,585                      | 28.6 - 0.2         |
| Sweden                                      | Suède                  | 18,350         | 17,617         | 15,483             | 19,631         | 19,501         | 15,334                                  | 188,775          | 228,560          | 223,751                     | 21.0 - 2.1         |
| Switzerland                                 | Suisse                 | 12,571         | 22,658         | 11,722             | 12,989         | 17,118         | 12,069                                  | 112,878          | 155,866          | 135,756                     | 38.0 - 12.9        |
| <b>Total</b>                                |                        | <b>310,540</b> | <b>302,491</b> | <b>288,995</b>     | <b>339,196</b> | <b>345,343</b> | <b>349,780</b>                          | <b>3,060,520</b> | <b>3,470,455</b> | <b>3,299,525</b>            | <b>13.3 - 4.9</b>  |
| <b>Eastern Europe</b><br>Europe orientale   |                        |                |                |                    |                |                |   |                  |                  |                             |                    |
| Albania                                     | Albanie                |                |                |                    |                |                |   | 15               | 22               |                             | 44.5 - 100.0       |
| Bulgaria                                    | Bulgarie               | 264            | 223            | 174                | 287            | 303            | 166                                     | 3,395            | 3,064            | 1,974                       | - 9.7 - 35.6       |
| Czechoslovakia                              | Tchécoslovaquie        | 4,143          | 2,930          | 3,184              | 7,026          | 3,245          | 3,536                                   | 48,957           | 39,488           | 33,878                      | - 19.3 - 14.2      |
| Germany East                                | Allemagne est          | 589            | 602            | 254                | 926            | 433            | 368                                     | 6,046            | 4,670            | 4,122                       | - 22.7 - 11.7      |
| Hungary                                     | Hongrie                | 1,896          | 1,334          | 1,290              | 1,288          | 1,399          | 2,062                                   | 13,071           | 11,851           | 13,075                      | - 9.3 10.3         |
| Poland                                      | Pologne                | 3,248          | 2,062          | 2,666              | 4,383          | 2,569          | 3,734                                   | 37,218           | 35,224           | 37,649                      | - 5.3 6.8          |
| Romania                                     | Roumanie               | 1,673          | 1,389          | 3,297              | 1,134          | 1,843          | 1,098                                   | 23,193           | 16,914           | 19,943                      | - 27.0 17.9        |
| USSR  | URSS                   | 2,703          | 2,278          | 2,576              | 802            | 4,562          | 2,737                                   | 18,311           | 24,279           | 39,987                      | 32.5 64.6          |
| Yugoslavia                                  | Yougoslavie            | 1,681          | 1,813          | 1,714              | 1,228          | 1,300          | 1,457                                   | 12,935           | 16,203           | 14,905                      | 25.2 - 8.0         |
| <b>Total</b>                                |                        | <b>16,197</b>  | <b>12,632</b>  | <b>15,155</b>      | <b>17,074</b>  | <b>15,653</b>  | <b>15,156</b>                           | <b>163,141</b>   | <b>151,715</b>   | <b>165,533</b>              | <b>- 7.0 9.1</b>   |
| <b>Middle East</b><br>Moyen-Orient          |                        |                |                |                    |                |                |   |                  |                  |                             |                    |
| Bahrain                                     | Bahrein                |                |                |                    |                |                | 1                                       | 264              | 8                | 1                           | - 97.1 - 88.2      |
| Cyprus                                      | Chypre                 | 10             | 4              | 2                  | 37             | 6              | 22                                      | 372              | 505              | 144                         | 35.7 - 71.4        |
| Qatar                                       | Qatar                  |                |                | 1                  |                |                |   |                  | 6,411            | 1                           | ...                |
| Emirates, U.A.                              | Emirats A.U.           | 14,022         | 14,854         |                    | 18,603         |                | 21                                      | 60,534           | 126,824          | 61,978                      | 109.5 - 51.1       |
| Ethiopia                                    | Ethiopie               | 89             | 22             | 65                 | 25             | 327            | 7                                       | 304              | 709              | 1,468                       | 133.1 107.1        |
| Iran  | Iran                   | 23,068         | 78,429         | 16,372             | 43,199         | 34,571         | 30,272                                  | 513,882          | 663,115          | 576,916                     | 29.0 - 13.0        |
| Iraq  | Irak                   | 5,872          | 6,493          | 14,821             | 11,503         | 18,494         | 7,198                                   | 18,318           | 108,792          | 112,431                     | 493.9 3.3          |
| Israel                                      | Israël                 | 1,708          | 2,100          | 2,252              | 2,052          | 3,039          | 3,097                                   | 21,251           | 24,678           | 33,069                      | 16.1 34.0          |
| Jordan                                      | Jordanie               |                |                |                    |                | 7              |   |                  | 7                | 11                          | ...                |
| Kuwait                                      | Koweït                 | 14,211         | 12,257         |                    | 5,602          | 6,663          |   | 55,726           | 102,903          | 22,439                      | 84.6 - 78.2        |
| Lebanon                                     | Liban                  | 95             | 136            | 155                | 67             | 94             | 11                                      | 22,256           | 1,124            | 421                         | - 94.9 - 62.5      |
| Libya                                       | Libye                  | 3,384          | 4,434          |                    |                |                |   | 27,147           | 16,242           | 104,834                     | - 40.1 545.4       |
| Saudi Arabia                                | Arabie Saoudite        | 27,966         | 43,394         | 28,676             | 48,561         | 6,781          | 27,811                                  | 221,219          | 614,698          | 421,566                     | 177.8 - 31.4       |
| Somalia                                     | Somalie                |                |                |                    |                |                |   |                  | 56               |                             | ...                |
| Yemen                                       | Yémen                  | 12,495         | 12,755         | 11,164             | 30,701         |                |   | 78,436           | 196,654          | 191,219                     | 150.7 - 2.7        |
| Sudan                                       | Soudan                 | 107            | 27             |                    | 22             | 45             | 31                                      | 381              | 170              | 506                         | - 55.4 197.9       |
| Syria                                       | Syrie                  |                |                |                    |                | 1,199          | 11                                      | 74               | 1,206            | 44                          | ...                |
| Turkey                                      | Turquie                | 315            | 179            | 748                | 191            | 378            | 181                                     | 2,827            | 2,690            | 4,878                       | - 4.8 81.3         |
| Egyptian A.R.                               | Egypte, R.A.           | 111            | 18             | 101                | 140            | 99             | 134                                     | 679              | 226              | 10,213                      | - 66.7 ...         |
| <b>Total</b>                                |                        | <b>103,454</b> | <b>175,100</b> | <b>74,358</b>      | <b>160,702</b> | <b>71,703</b>  | <b>68,796</b>                           | <b>1,023,669</b> | <b>1,867,017</b> | <b>1,542,141</b>            | <b>82.3 - 17.4</b> |

... Percentage change exceeds 999 percent.

La variation en pourcentage est en excès de 999 pourcent.

TABLE M-2. IMPORTS BY COUNTRY

TABLEAU M-2. IMPORTATIONS PAR PAYS

| COUNTRY<br>PAYS                              | September<br>Septembre                     |                |                | October<br>Octobre |                |                | January to October<br>Janvier à Octobre |                  | Percentage<br>Pourcentage |                             |                   |
|--|--|----------------|----------------|--------------------|----------------|----------------|---|------------------|---------------------------|-----------------------------|-------------------|
|  | 1974                                       | 1975           | 1976           | 1974               | 1975           | 1976           | 1974                                    | 1975             | 1976                      | Jan. to Oct.<br>Jan. à Oct. |                   |
|  | thousands of dollars - milliers de dollars |                |                |                    |                |                |   |                  |                           |                             |                   |
| 75/74 76/75                                  |  |                |                |                    |                |                |   |                  |                           |                             |                   |
| <b>Other Africa</b><br>Autres pays d'Afrique |  |                |                |                    |                |                |   |                  |                           |                             |                   |
| The Gambia                                   | La Gambie                                  |                |                |                    |                |                |   | 5                | 38                        | ...                         | 621.4             |
| Ghana  | Ghana                                      | 390            | 5              | 966                | 405            | 145            | 67                                      | 5,004            | 5,314                     | 4,131                       | 6.1 - 22.2        |
| Kenya  | Kenya                                      | 675            | 955            | 1,698              | 636            | 517            | 1,206                                   | 9,470            | 10,293                    | 11,865                      | 8.7 15.2          |
| Malawi                                       | Malawi                                     | 1              | 41             | 7                  | 65             | 29             | 37                                      | 409              | 242                       | 107                         | 40.8 - 55.6       |
| Mauritius-Dep.                               | Maurice et dép                             | 9,443          |                |                    | 11,655         | 2              | 1,278                                   | 46,296           | 63,022                    | 1,506                       | 36.1 - 97.6       |
| Nigeria                                      | Nigéria                                    | 509            | 774            | 7,517              | 6,783          | 353            | 6,391                                   | 53,603           | 58,544                    | 154,518                     | 9.2 163.9         |
| South Africa                                 | Afrique du Sud                             | 12,265         | 7,071          | 24,879             | 5,911          | 28,639         | 15,695                                  | 93,401           | 150,418                   | 141,132                     | 61.0 - 6.1        |
| Rhodesia                                     | Rhodésie                                   |                |                |                    |                |                |   | 7                | 3                         |                             | 59.4 -100.0       |
| Sierra Leone                                 | Sierra Leone                               | 332            | 376            |                    | 543            | 379            |   | 2,931            | 3,444                     | 1,454                       | 17.5 - 57.8       |
| Tanzania                                     | Tanzanie                                   | 359            | 813            | 1,251              | 952            | 896            | 1,141                                   | 7,757            | 6,376                     | 8,057                       | 17.8 26.3         |
| Uganda                                       | Ouganda                                    | 136            | 253            | 186                | 135            | 356            |   | 3,197            | 2,197                     | 1,055                       | 31.2 - 51.9       |
| Zambia                                       | Zambie                                     | 2              |                | 1                  |                | 5              | 7                                       | 17               | 7                         | 118                         | 55.4 ...          |
| Cwealth Af. nes                              | Af. Cwealth nda                            | 3              |                |                    | 9,561          | 33             | 41                                      | 9,768            | 9,329                     | 98                          | 4.5 - 98.9        |
| Algeria                                      | Algérie                                    | 2              | 25             | 1                  | 1              | 1,620          | 4,323                                   | 6,734            | 1,704                     | 46,801                      | 74.7 ...          |
| Angola                                       | Angola                                     | 173            | 8              |                    | 15             | 99             |   | 94,468           | 272                       | 71                          | 99.7 - 73.9       |
| Cameroon                                     | Cameroun                                   | 669            | 90             | 460                | 1              | 843            |   | 3,154            | 3,313                     | 4,130                       | 5.0 24.6          |
| Zaire  | Zaire                                      | 815            | 457            | 1,249              | 1,447          | 2,750          |   | 6,450            | 5,102                     | 6,276                       | 20.9 23.0         |
| Benin  | Benin                                      |                |                |                    |                |                |   |                  | 51                        |                             | 100.0 ...         |
| Fr. Africa nes                               | Afrique Fr. nda                            |                | 1              |                    | 1              | 2              | 1                                       | 83               | 35                        | 9,339                       | 57.7 ...          |
| Gabon  | Gabon                                      | 7              | 167            | 48                 |                | 649            | 1,140                                   | 3,673            | 4,372                     | 42,652                      | 19.0 875.5        |
| Guinea                                       | Guinée                                     | 2,091          | 3,690          | 705                | 1,981          | 1,378          |   | 9,871            | 12,005                    | 6,341                       | 21.6 - 47.1       |
| Ivory Coast                                  | Côte-d'Ivoire                              | 269            |                | 39                 | 290            | 998            |   | 2,192            | 1,865                     | 4,547                       | 14.9 143.8        |
| Liberia                                      | Libéria                                    |                | 11             | 6                  |                | 18             |   | 803              | 572                       | 855                         | 28.7 49.5         |
| Madagascar                                   | Madagascar                                 |                | 592            | 632                | 62             | 21             | 25                                      | 821              | 1,348                     | 2,416                       | 64.3 79.1         |
| Mauritania                                   | Mauritanie                                 |                |                |                    |                |                |   | 7,206            |                           |                             | 100.0 ...         |
| Morocco                                      | Maroc                                      | 43             | 43             | 139                | 22             | 81             | 122                                     | 775              | 1,841                     | 1,627                       | 137.4 - 11.6      |
| Mozambique                                   | Mozambique                                 | 325            | 11             | 107                | 86             | 292            | 2                                       | 2,710            | 4,305                     | 1,177                       | 58.8 - 72.6       |
| Port. Af. nes                                | Af. port. nda                              | 42             |                | 94                 | 5              |                |   | 95               |                           | 204                         | 100.0 ...         |
| Senegal                                      | Sénégal                                    | 15             | 2              |                    | 9              |                |   | 49               | 359                       | 60                          | 630.4 - 83.4      |
| Spanish Africa                               | Afrique espag.                             |                |                |                    |                | 1              |   | 16               | 10                        | 26                          | 35.9 147.2        |
| Togo   | Togo                                       |                |                |                    |                | 3              | 3                                       | 4                | 4                         | 8                           | 6.3 93.6          |
| Tunisia                                      | Tunisie                                    | 2              | 7              | 22                 | 97             | 38             | 8                                       | 126              | 80                        | 50                          | 36.2 - 37.4       |
| <b>Total</b>                                 |  | <b>28,569</b>  | <b>15,393</b>  | <b>40,006</b>      | <b>40,664</b>  | <b>40,147</b>  | <b>31,492</b>                           | <b>371,090</b>   | <b>346,434</b>            | <b>450,658</b>              | <b>- 6.6 30.0</b> |
| <b>Other Asia</b><br>Autres pays d'Asie      |  |                |                |                    |                |                |   |                  |                           |                             |                   |
| Bangladesh                                   | Bangladesh                                 | 665            | 1,187          | 775                | 356            | 437            | 804                                     | 4,434            | 4,133                     | 5,686                       | - 6.8 37.5        |
| Sri Lanka                                    | Sri Lanka                                  | 3,475          | 1,758          | 1,194              | 379            | 1,179          | 441                                     | 13,634           | 10,709                    | 8,714                       | 21.4 - 18.6       |
| Hong Kong                                    | Hong Kong                                  | 12,718         | 16,652         | 27,069             | 12,833         | 18,358         | 27,582                                  | 113,798          | 137,638                   | 233,434                     | 20.9 69.5         |
| India  | Inde                                       | 4,800          | 3,780          | 5,452              | 5,874          | 5,599          | 4,794                                   | 46,022           | 38,062                    | 56,825                      | - 17.3 49.2       |
| Malaysia                                     | Malaisie                                   | 9,581          | 4,382          | 4,215              | 4,002          | 6,737          | 3,520                                   | 48,580           | 44,753                    | 38,849                      | - 7.8 - 13.2      |
| Pakistan                                     | Pakistan                                   | 574            | 172            | 1,180              | 1,454          | 601            | 739                                     | 14,929           | 7,004                     | 8,832                       | 53.0 26.1         |
| Singapore                                    | Singapour                                  | 3,288          | 3,545          | 7,378              | 5,404          | 6,270          | 8,717                                   | 43,259           | 37,656                    | 60,394                      | 12.9 60.3         |
| Afghanistan                                  | Afghanistan                                | 6              | 9              | 17                 | 6              | 6              |   | 30               | 41                        | 137                         | 72.0 96.0         |
| Burma  | Birmanie                                   |                |                |                    |                |                |   | 4                | 17                        | 20                          | 9.8 8.6           |
| Khmer Rep.-Laos                              | Khmer Rép.-Lao                             |                |                |                    |                |                |   | 2                | 10                        | 1                           | 339.1 - 92.7      |
| People R China                               | Rép. pop. Chin                             | 6,113          | 5,768          | 11,576             | 5,297          | 4,952          | 8,848                                   | 50,832           | 44,939                    | 72,593                      | 11.6 61.5         |
| Indonesia                                    | Indonésie                                  | 241            | 796            | 1,958              | 211            | 634            | 1,183                                   | 2,124            | 12,000                    | 13,521                      | 465.0 12.6        |
| Japan  | Japon                                      | 122,102        | 81,969         | 122,319            | 163,260        | 105,086        | 136,533                                 | 1,139,093        | 1,024,973                 | 1,231,536                   | 10.0 20.1         |
| Korea, North                                 | Corée du Nord                              | 15             | 4              | 113                | 24             | 40             | 192                                     | 59               | 89                        | 2,042                       | 49.0 ...          |
| Korea, South                                 | Corée du Sud                               | 9,063          | 15,893         | 31,227             | 11,524         | 18,219         | 25,333                                  | 114,568          | 138,427                   | 257,387                     | 20.8 85.9         |
| Philippines                                  | Philippines                                | 1,192          | 1,754          | 2,359              | 2,113          | 3,861          | 2,880                                   | 13,504           | 18,033                    | 25,139                      | 33.5 39.4         |
| Port. Asia                                   | Asie port.                                 |                | 46             | 143                | 2              | 38             |   | 89               | 959                       | 670                         | 66.0 106.0        |
| Taiwan                                       | Taiwan                                     | 13,774         | 15,017         | 26,543             | 14,013         | 16,216         | 21,718                                  | 171,104          | 149,324                   | 243,066                     | 12.7 62.7         |
| Thailand                                     | Thaïlande                                  | 895            | 447            | 1,096              | 656            | 660            | 1,013                                   | 5,075            | 4,943                     | 7,299                       | - 2.6 47.6        |
| Viet-Nam                                     | Viêt-Nam                                   |                |                |                    | 82             |                |   | 219              | 228                       | 27                          | 4.2 - 88.1        |
| <b>Total</b>                                 |  | <b>188,501</b> | <b>153,178</b> | <b>244,615</b>     | <b>227,492</b> | <b>188,892</b> | <b>244,420</b>                          | <b>1,782,252</b> | <b>1,673,333</b>          | <b>2,266,171</b>            | <b>- 6.1 35.4</b> |

... Percentage change exceeds 999 percent.

La variation en pourcentage est en excès de 999 pourcent.

TABLE M-2. IMPORTS BY COUNTRY

TABLEAU M-2. IMPORTATIONS PAR PAYS

| COUNTRY<br>PAYS  | September<br>Septembre |                  |                  | October<br>Octobre |                  |                  | January to October<br>Janvier à Octobre |                   |                   | Percentage<br>Pourcentage   |             |             |
|--|------------------------|------------------|------------------|--------------------|------------------|------------------|---|-------------------|-------------------|-----------------------------|-------------|-------------|
|  | 1974                   | 1975             | 1976             | 1974               | 1975             | 1976             | 1974                                    | 1975              | 1976              | Jan. to Oct.<br>Jan. à Oct. | 75/74 76/75 |             |
| thousands of dollars - milliers de dollars                           |                        |                  |                  |                    |                  |                  |   |                   |                   |                             |             |             |
| <b>Oceania</b><br>Océanie  |                        |                  |                  |                    |                  |                  |   |                   |                   |                             |             |             |
| Australia  | Australie              | 31,253           | 27,660           | 26,226             | 46,044           | 40,384           | 35,655                                  | 232,193           | 268,318           | 270,547                     | 15.5        | 0.8         |
| Fiji   | Fidji                  | 37               | 51               | 43                 | 7                | 32               | 59                                      | 3,964             | 160               | 429                         | 95.9        | 168.8       |
| New Zealand  | Nouv.-Zélande          | 8,869            | 3,564            | 5,779              | 7,393            | 2,923            | 4,139                                   | 65,557            | 42,793            | 66,210                      | 34.7        | 54.7        |
| Br. Oceania nes  | Océanie br. nd         |                  |                  |                    |                  |                  |   | 21                | 3                 |                             | 85.7        | 98.0        |
| French Oceania   | Océanie fr.            | 7                |                  |                    |                  | 3                |   | 3,214             | 5                 | 80                          | 99.8        | ...         |
| U.S. Oceania   | Océanie, E-U.          |                  |                  |                    |                  |                  |   |                   |                   | 16                          |             | ...         |
| <b>Total</b>   |                        | <b>40,166</b>    | <b>31,275</b>    | <b>32,048</b>      | <b>53,444</b>    | <b>43,342</b>    | <b>39,853</b>                           | <b>304,949</b>    | <b>311,279</b>    | <b>337,282</b>              | <b>2.0</b>  | <b>8.3</b>  |
| <b>South America</b><br>Amérique du Sud                              |                        |                  |                  |                    |                  |                  |   |                   |                   |                             |             |             |
| Guyana   | Guyane                 | 1,707            | 1,649            | 355                | 1,264            | 685              | 113                                     | 11,801            | 9,847             | 3,507                       | 16.5        | 64.3        |
| Falkland Is.   | Iles Falkland          |                  |                  |                    |                  |                  |   |                   |                   |                             |             | 100.0       |
| Argentina  | Argentine              | 1,430            | 1,040            | 2,151              | 978              | 1,680            | 1,754                                   | 16,347            | 10,244            | 16,497                      | 37.3        | 61.0        |
| Bolivia  | Bolivie                | 5                | 1,753            | 134                | 23               | 38               | 185                                     | 4,569             | 5,098             | 2,723                       | 11.5        | 46.5        |
| Brazil   | Brsil                  | 10,020           | 17,416           | 13,044             | 13,167           | 14,833           | 13,126                                  | 91,551            | 132,106           | 127,583                     | 44.2        | 3.4         |
| Chile  | Chili                  | 2,296            | 1,479            | 783                | 8,960            | 2,369            | 630                                     | 48,557            | 15,685            | 24,558                      | 67.7        | 56.5        |
| Colombia   | Colombie               | 3,030            | 2,424            | 3,212              | 2,088            | 4,360            | 2,548                                   | 34,844            | 27,319            | 34,921                      | 21.6        | 27.8        |
| Ecuador  | Equateur               | 1,796            | 1,772            | 1,809              | 1,308            | 2,173            | 3,575                                   | 36,932            | 14,503            | 19,464                      | 60.7        | 34.2        |
| French Guiana  | Guyane fr.             |                  |                  |                    |                  |                  |   | 27                |                   |                             |             | 100.0       |
| Paraguay   | Paraguay               |                  | 44               | 264                | 24               | 269              | 149                                     | 1,219             | 1,042             | 2,457                       | 14.5        | 135.8       |
| Peru   | Pérou                  | 213              | 224              | 707                | 466              | 2,342            | 1,102                                   | 12,602            | 8,898             | 12,223                      | 29.4        | 37.3        |
| Surinam  | Surinam                | 989              | 136              | 1,153              | 737              |                  | 1,467                                   | 6,384             | 4,231             | 9,092                       | 33.7        | 114.8       |
| Uruguay  | Uruguay                | 53               | 136              | 512                | 30               |                  | 223                                     | 169               | 765               | 1,223                       | 3.346       | 59.7        |
| Venezuela  | Venezuela              | 105,842          | 65,733           | 95,760             | 95,129           | 120,241          | 125,785                                 | 1,075,875         | 945,106           | 1,117,864                   | 12.1        | 18.2        |
| <b>Total</b>   |                        | <b>127,381</b>   | <b>93,805</b>    | <b>119,884</b>     | <b>124,175</b>   | <b>149,211</b>   | <b>150,604</b>                          | <b>1,341,474</b>  | <b>1,175,301</b>  | <b>1,374,233</b>            | <b>12.3</b> | <b>16.9</b> |
| <b>Central America and Antilles</b><br>Amérique centrale et Antilles |                        |                  |                  |                    |                  |                  |   |                   |                   |                             |             |             |
| Bahamas  | Iles Bahamas           | 418              | 197              | 831                | 3,607            | 532              | 826                                     | 14,778            | 22,453            | 9,840                       | 51.9        | 56.1        |
| Bermuda  | Bermudes               | 9                | 1                | 18                 | 103              | 34               | 655                                     | 438               | 465               | 1,546                       | 6.0         | 232.8       |
| Belize   | Belize                 | 146              | 59               | 67                 | 4                | 100              | 130                                     | 1,762             | 1,377             | 1,285                       | 21.8        | 6.7         |
| Barbados   | Barbade                | 155              | 73               | 257                | 120              | 2,456            | 290                                     | 4,385             | 7,817             | 4,544                       | 78.2        | 41.8        |
| Jamaica  | Jamaïque               | 1,438            | 746              | 1,757              | 730              | 3,615            | 1,411                                   | 19,666            | 16,637            | 13,252                      | 15.4        | 20.3        |
| Leew. Wind. Is.  | I. Leew.-Wind.         | 25               | 93               | 47                 | 29               | 71               | 46                                      | 342               | 729               | 507                         | 113.2       | 30.4        |
| Trinidad-Tobago  | Trinidad-Tobago        | 450              | 79               | 297                | 6,482            | 237              | 344                                     | 19,268            | 16,799            | 17,790                      | 12.8        | 5.8         |
| Costa Rica   | Costa Rica             | 497              | 2,003            | 2,521              | 1,135            | 1,772            | 2,387                                   | 7,513             | 14,458            | 20,479                      | 92.4        | 41.6        |
| Cuba   | Cuba                   | 10,871           | 5,043            | 5,856              | 3,237            | 10,204           | 2,178                                   | 58,070            | 70,429            | 54,790                      | 21.2        | 22.2        |
| Dominican Rep.   | R. Dominicaine         | 31               | 8,016            | 477                | 35               | 75               | 817                                     | 7,528             | 23,547            | 27,120                      | 212.8       | 15.1        |
| El Salvador  | El Salvador            | 274              | 513              | 211                | 111              | 480              | 337                                     | 5,823             | 7,476             | 8,405                       | 28.3        | 12.4        |
| Fr. West Indies  | Antilles fr.           |                  | 2                | 3                  |                  |                  | 2                                       | 21                | 17                | 49                          | 16.9        | 182.4       |
| Guatemala  | Guatemala              | 435              | 720              | 694                | 1,449            | 524              | 770                                     | 8,576             | 17,821            | 14,539                      | 107.8       | 18.4        |
| Haiti  | Haïti                  | 291              | 134              | 110                | 61               | 282              | 99                                      | 3,858             | 3,196             | 1,796                       | 17.1        | 43.8        |
| Honduras   | Honduras               | 1,559            | 1,394            | 983                | 443              | 1,033            | 1,048                                   | 14,263            | 10,135            | 13,621                      | 28.9        | 34.3        |
| Mexico   | Mexique                | 5,955            | 8,293            | 8,766              | 7,788            | 8,769            | 9,971                                   | 99,955            | 78,986            | 124,729                     | 20.9        | 57.9        |
| Neth. Antilles   | Antilles néerl.        | 5,669            | 2,168            | 433                | 5,758            | 5,072            | 1,433                                   | 57,791            | 24,418            | 6,292                       | 57.7        | 74.2        |
| Nicaragua  | Nicaragua              | 405              | 581              | 1,529              | 353              | 849              | 1,245                                   | 6,057             | 4,562             | 12,000                      | 24.6        | 163.0       |
| Panama   | Panama                 | 272              | 121              | 154                | 811              | 139              | 551                                     | 2,808             | 5,452             | 4,162                       | 94.1        | 23.6        |
| Puerto Rico  | Porto Rico             | 1,987            | 1,975            | 2,736              | 2,149            | 2,107            | 3,905                                   | 15,919            | 20,476            | 31,122                      | 28.6        | 51.9        |
| U.S. Virgin Is   | I. Vierges E-U         | 25               | 5                | 6                  |                  | 4                | 14                                      | 32                | 23                | 31                          | 30.1        | 36.2        |
| <b>Total</b>   |                        | <b>30,914</b>    | <b>32,217</b>    | <b>27,754</b>      | <b>34,406</b>    | <b>38,354</b>    | <b>28,459</b>                           | <b>348,853</b>    | <b>347,271</b>    | <b>367,897</b>              | <b>0.4</b>  | <b>5.9</b>  |
| <b>North America</b><br>Amérique du Nord                             |                        |                  |                  |                    |                  |                  |   |                   |                   |                             |             |             |
| Greenland  | Groenland              | 4                | 3                | 251                |                  |                  | 50                                      | 18                | 284               | 496                         | ...         | 74.6        |
| St Pierre-Miq.   | St-Pierre-Miq.         | 5                | 4                | 3                  | 2                | 94               | 69                                      | 181               | 211               | 98                          | 16.8        | 53.5        |
| United States  | Etats-Unis             | 1,779,076        | 2,008,911        | 2,091,500          | 2,109,457        | 2,208,797        | 2,074,468                               | 17,503,553        | 19,475,749        | 21,088,567                  | 11.2        | 8.2         |
| <b>Total</b>   |                        | <b>1,779,085</b> | <b>2,008,918</b> | <b>2,091,754</b>   | <b>2,109,459</b> | <b>2,208,891</b> | <b>2,074,587</b>                        | <b>17,503,752</b> | <b>19,476,244</b> | <b>21,089,161</b>           | <b>11.2</b> | <b>8.2</b>  |
| <b>All Countries</b><br>Ensemble des pays                            |                        | <b>2,624,808</b> | <b>2,825,008</b> | <b>2,934,570</b>   | <b>3,106,611</b> | <b>3,101,535</b> | <b>3,003,146</b>                        | <b>25,899,701</b> | <b>28,819,050</b> | <b>30,892,602</b>           | <b>11.2</b> | <b>7.1</b>  |

... Percentage change exceeds 999 percent.

La variation en pourcentage est en excès de 999 pourcent.

TABLE M-3. IMPORTS BY COMMODITY CATEGORY

TABLEAU M-3. IMPORTATIONS PAR CATEGORIE DE MARCHANDISES

| COMMODITY CATEGORY<br>(version française à droite) | September<br>Septembre                     |                |                | October<br>Octobre |                |                | January to October<br>Janvier à Octobre |                  |                  |
|--|--|----------------|----------------|--------------------|----------------|----------------|---|------------------|------------------|
|  | 1974                                       | 1975           | 1976           | 1974               | 1975           | 1976           | 1974                                    | 1975             | 1976             |
|  | thousands of dollars - milliers de dollars |                |                |                    |                |                |   |                  |                  |
| Live Animals                                       | 9,228                                      | 7,300          | 9,437          | 12,543             | 6,010          | 10,549         | 95,481                                  | 64,366           | 95,480           |
| <b>Food, Feed, Beverages and Tobacco</b>           |  |                |                |                    |                |                |   |                  |                  |
| <b>Meat and fish</b>                               |  |                |                |                    |                |                |   |                  |                  |
| Meat, fresh, chilled or frozen                     | 14,192                                     | 18,161         | 30,220         | 18,549             | 16,039         | 25,312         | 138,650                                 | 151,358          | 275,830          |
| Other meat and meat preparations                   | 1,483                                      | 2,453          | 3,251          | 1,774              | 2,998          | 2,947          | 23,215                                  | 19,715           | 27,041           |
| Fish and marine animals                            | 11,836                                     | 9,791          | 19,894         | 12,283             | 15,077         | 15,225         | 97,841                                  | 97,649           | 140,274          |
| <b>Sub-Total</b>                                   | <b>27,510</b>                              | <b>30,405</b>  | <b>53,366</b>  | <b>32,606</b>      | <b>34,114</b>  | <b>43,484</b>  | <b>259,705</b>                          | <b>268,722</b>   | <b>443,144</b>   |
| Dairy produce, eggs and honey                      | 6,989                                      | 3,966          | 5,994          | 9,171              | 5,572          | 6,010          | 63,820                                  | 58,625           | 60,254           |
| Indian corn, shelled                               | 11,912                                     | 9,615          | 11,003         | 7,907              | 3,795          | 8,427          | 126,832                                 | 89,332           | 79,053           |
| Other cereals and cereal preparations              | 6,887                                      | 7,562          | 6,866          | 9,071              | 8,112          | 7,724          | 81,180                                  | 67,231           | 70,165           |
| <b>Fruits and vegetables</b>                       |  |                |                |                    |                |                |   |                  |                  |
| Bananas and plantains, fresh                       | 3,550                                      | 4,468          | 4,944          | 3,917              | 4,529          | 4,910          | 35,657                                  | 45,949           | 49,844           |
| Grapes, fresh                                      | 4,542                                      | 3,722          | 7,610          | 16,497             | 19,628         | 23,130         | 35,059                                  | 40,355           | 52,749           |
| Oranges, mandarines, tangerines, fresh             | 1,932                                      | 2,921          | 2,251          | 2,533              | 2,528          | 3,079          | 33,839                                  | 40,440           | 39,746           |
| Other fresh fruits and berries                     | 9,442                                      | 9,828          | 11,598         | 6,455              | 6,333          | 8,297          | 92,755                                  | 107,746          | 118,422          |
| Fruits, dried or dehydrated                        | 2,669                                      | 4,010          | 3,522          | 4,618              | 4,202          | 4,178          | 21,503                                  | 24,795           | 26,154           |
| Orange juice and concentrates                      | 2,921                                      | 3,831          | 3,407          | 3,180              | 3,423          | 4,517          | 30,663                                  | 39,413           | 41,029           |
| Other fruit juices and concentrates                | 1,221                                      | 1,275          | 1,345          | 1,395              | 1,466          | 1,702          | 15,680                                  | 14,307           | 13,358           |
| Fruits and products, canned                        | 5,288                                      | 5,504          | 5,291          | 6,183              | 8,451          | 7,411          | 35,494                                  | 47,588           | 43,492           |
| Other fruits and fruit preparations                | 1,761                                      | 2,175          | 1,600          | 2,171              | 2,198          | 2,684          | 21,006                                  | 18,125           | 22,570           |
| Nuts, except oil nuts                              | 3,178                                      | 2,842          | 4,904          | 3,937              | 6,297          | 5,062          | 35,238                                  | 30,152           | 36,030           |
| Tomatoes, fresh                                    | 1,234                                      | 1,561          | 2,132          | 2,455              | 2,467          | 3,190          | 30,722                                  | 38,305           | 39,713           |
| Other fresh vegetables                             | 3,765                                      | 5,964          | 6,040          | 7,628              | 7,225          | 9,904          | 107,743                                 | 126,075          | 146,756          |
| Other vegetables and vegetable preparations        | 6,755                                      | 5,478          | 7,251          | 11,459             | 7,783          | 7,995          | 71,309                                  | 76,092           | 75,513           |
| <b>Sub-Total</b>                                   | <b>48,258</b>                              | <b>53,580</b>  | <b>61,896</b>  | <b>72,427</b>      | <b>76,530</b>  | <b>86,059</b>  | <b>566,666</b>                          | <b>649,343</b>   | <b>705,375</b>   |
| Raw sugar  | 50,818                                     | 20,901         | 25,492         | 44,074             | 53,102         | 29,790         | 274,378                                 | 369,496          | 217,454          |
| Refined sugar, molasses and syrups                 | 3,744                                      | 5,830          | 1,480          | 6,026              | 6,495          | 1,579          | 36,795                                  | 53,324           | 34,166           |
| Sugar preparations and confectionery               | 4,359                                      | 4,904          | 4,619          | 6,732              | 7,791          | 5,659          | 39,371                                  | 51,161           | 43,829           |
| Cocoa and chocolate                                | 3,382                                      | 3,250          | 3,499          | 2,045              | 5,046          | 5,962          | 42,279                                  | 41,177           | 44,684           |
| Coffee   | 6,313                                      | 19,009         | 22,978         | 10,866             | 24,285         | 19,484         | 109,497                                 | 142,373          | 190,358          |
| Tea  | 2,755                                      | 3,863          | 3,384          | 2,237              | 2,688          | 3,368          | 23,181                                  | 30,402           | 28,002           |
| Other foods and materials for foods                | 9,201                                      | 9,337          | 9,339          | 11,534             | 10,989         | 11,404         | 85,180                                  | 95,290           | 97,956           |
| Oil seed cake and meal                             | 5,396                                      | 5,049          | 5,357          | 4,173              | 4,943          | 6,415          | 43,848                                  | 43,997           | 57,973           |
| Other fodder and feed                              | 1,908                                      | 3,113          | 3,559          | 3,039              | 3,787          | 2,469          | 23,754                                  | 29,666           | 28,138           |
| Distilled alcoholic beverages                      | 6,544                                      | 9,711          | 5,692          | 8,896              | 8,422          | 7,540          | 54,308                                  | 66,884           | 63,418           |
| Other beverages                                    | 7,228                                      | 10,484         | 9,794          | 9,693              | 12,614         | 12,568         | 56,657                                  | 74,269           | 77,736           |
| Tobacco  | 2,018                                      | 1,846          | 1,322          | 2,403              | 1,925          | 2,523          | 15,834                                  | 22,779           | 16,413           |
| <b>Total</b>                                       | <b>205,223</b>                             | <b>202,424</b> | <b>235,639</b> | <b>242,899</b>     | <b>270,207</b> | <b>260,464</b> | <b>1,903,285</b>                        | <b>2,154,071</b> | <b>2,258,119</b> |
| <b>Crude Materials, Inedible</b>                   |  |                |                |                    |                |                |   |                  |                  |
| Fur skins, undressed                               | 3,023                                      | 2,735          | 2,045          | 2,650              | 3,780          | 1,972          | 51,416                                  | 50,582           | 67,322           |
| Other crude animal products                        | 1,880                                      | 2,271          | 3,494          | 2,109              | 2,948          | 3,592          | 27,559                                  | 22,179           | 36,634           |
| Soya beans   | 2,981                                      | 6,288          | 13,318         | 5,742              | 13,168         | 4,781          | 78,717                                  | 79,307           | 60,730           |
| Other oil seeds, oil nuts, oil kernels             | 1,951                                      | 3,410          | 2,533          | 4,601              | 4,695          | 3,594          | 33,799                                  | 36,813           | 37,701           |
| Rubber and allied gums, natural                    | 1,838                                      | 3,147          | 5,391          | 2,610              | 4,879          | 5,898          | 41,006                                  | 31,922           | 51,045           |
| Other crude vegetable products                     | 4,380                                      | 5,020          | 5,471          | 4,522              | 5,043          | 6,347          | 51,875                                  | 58,047           | 67,952           |
| Crude wood materials                               | 6,985                                      | 6,385          | 5,269          | 5,946              | 4,633          | 4,595          | 60,062                                  | 54,918           | 50,430           |
| Wool and line animal hair                          | 1,527                                      | 1,715          | 2,421          | 1,533              | 2,209          | 2,369          | 24,510                                  | 21,201           | 28,722           |
| Cotton   | 6,210                                      | 4,393          | 7,700          | 4,785              | 5,574          | 6,261          | 63,680                                  | 43,979           | 59,076           |
| Man-made fibres                                    | 4,407                                      | 5,225          | 6,501          | 4,005              | 5,676          | 5,058          | 50,837                                  | 40,728           | 57,350           |
| Other textile fibres                               | 304  | 393            | 358            | 225                | 236            | 502            | 3,724                                   | 2,801            | 3,675            |
| <b>Metal ores, concentrates and scrap</b>          |  |                |                |                    |                |                |   |                  |                  |
| Iron ores and concentrates                         | 1,600                                      | 9,809          | 12,691         | 4,327              | 11,202         | 10,632         | 25,967                                  | 92,787           | 72,048           |
| Scrap iron and steel                               | 5,604                                      | 4,385          | 4,316          | 5,255              | 5,222          | 3,801          | 47,569                                  | 48,833           | 42,334           |
| Aluminum ores, concentrates and scrap              | 9,713                                      | 7,335          | 10,764         | 17,740             | 16,014         | 13,273         | 97,306                                  | 113,917          | 130,331          |
| Other metals in ores, concentrates, scrap          | 10,526                                     | 13,087         | 7,335          | 16,874             | 11,256         | 12,728         | 152,273                                 | 133,208          | 113,039          |
| <b>Sub-Total</b>                                   | <b>27,443</b>                              | <b>34,616</b>  | <b>35,106</b>  | <b>44,196</b>      | <b>43,694</b>  | <b>40,433</b>  | <b>323,115</b>                          | <b>388,746</b>   | <b>357,751</b>   |
| Coal   | 8,317                                      | 40,746         | 43,082         | 36,057             | 59,409         | 55,083         | 230,756                                 | 448,919          | 435,783          |
| Crude petroleum                                    | 199,482                                    | 237,004        | 171,416        | 252,363            | 179,285        | 190,435        | 2,170,748                               | 2,802,644        | 2,838,097        |
| Other crude bituminous substances                  | 1,035                                      | 921            | 1,738          | 39                 | 739            | 733            | 5,624                                   | 7,727            | 12,541           |
| Abrasives, natural                                 | 1,204                                      | 877            | 976            | 949                | 947            | 641            | 10,113                                  | 10,885           | 10,722           |
| Phosphate rock                                     | 4,443                                      | 7,741          | 3,103          | 4,186              | 7,031          | 2,262          | 30,829                                  | 74,751           | 49,520           |
| Other crude non-metallic minerals                  | 5,617                                      | 10,118         | 8,487          | 8,252              | 8,712          | 7,784          | 52,703                                  | 69,055           | 73,901           |
| Other waste and scrap materials                    | 3,505                                      | 2,520          | 4,248          | 3,564              | 2,345          | 4,770          | 32,483                                  | 19,824           | 32,884           |
| <b>Total</b>                                       | <b>286,530</b>                             | <b>375,527</b> | <b>322,655</b> | <b>388,335</b>     | <b>355,002</b> | <b>347,110</b> | <b>3,343,554</b>                        | <b>4,265,028</b> | <b>4,331,835</b> |

\* Principal trading areas; see note 9 page 42.  
... Percentage change exceeds 999 percent.

TABLE M-3. IMPORTS BY COMMODITY CATEGORY

TABLEAU M-3. IMPORTATIONS PAR CATEGORIE DE MARCHANDISES

| Percentage Variation Pourcentage           |       | JANUARY TO OCTOBER |                             |                               | 1976                          |                |                                   |                                  | JANVIER A OCTOBRE              |  |  |  | CATEGORIE DE MARCHANDISES<br>(English titles at left of table) |
|--|-------|--------------------|-----------------------------|-------------------------------|-------------------------------|----------------|-----------------------------------|----------------------------------|--------------------------------|--|--|--|--|
| Jan. to Oct.<br>Jan. à Oct.                | 75/74 | 76/75              | United States<br>Etats-Unis | United Kingdom<br>Royaume-Uni | Other E.E.C.<br>Autres C.E.E. | Japan<br>Japon | Other O.E.C.D.<br>Autres O.C.D.E. | Other America<br>Autres Amérique | Other Countries<br>Autres pays |  |  |  |  |
| thousands of dollars - milliers de dollars |       |                    |                             |                               |                               |                |                                   |                                  |                                |  |  |  |  |
| - 32.5                                     |       | 48.3               | 89,269                      | 1,036                         | 3,437                         | 26             | 902                               | 153                              | 656                            |  |  |  | Animaux vivants  |
|  |       |                    |                             |                               |                               |                |                                   |                                  |                                |  |  |  | Aliments, provendes, boissons et tabacs                        |
|  |       |                    |                             |                               |                               |                |                                   |                                  |                                |  |  |  | Viandes et poissons  |
| 9.1  |       | 82.2               | 169,662                     | 303                           | 96                            | 66             | 105,583                           | 43                               | 77                             |  |  |  | Viandes fraîches, réfrigérées ou congelées                     |
| - 15.0                                     |       | 37.1               | 11,572                      | 700                           | 3,360                         | 18             | 3,018                             | 6,751                            | 1,622                          |  |  |  | Autres viandes et préparations de viandes                      |
| - 0.2                                      |       | 43.6               | 77,553                      | 2,067                         | 5,118                         | 21,267         | 5,754                             | 19,825                           | 8,688                          |  |  |  | Poisson et animaux marins                                      |
| 3.4  |       | 64.9               | 258,787                     | 3,071                         | 8,575                         | 21,350         | 114,355                           | 26,620                           | 10,387                         |  |  |  | Sous-Total   |
| - 8.1                                      |       | 2.7                | 19,520                      | 988                           | 26,516                        |                | 10,063                            | 1,847                            | 1,320                          |  |  |  | Produits laitiers, oeufs et miel                               |
| - 29.5                                     |       | 11.5               | 79,052                      |                               |                               |                |                                   |                                  | 1                              |  |  |  | Blé d'Inde égrené  |
| - 17.1                                     |       | 4.3                | 52,781                      | 8,528                         | 4,493                         | 1,133          | 1,088                             | 293                              | 1,849                          |  |  |  | Autres céréales et préparations céréalières                    |
|  |       |                    |                             |                               |                               |                |                                   |                                  |                                |  |  |  | Fruits et légumes  |
| 28.8                                       |       | 8.4                | 173                         |                               | 4                             |                |                                   | 49,667                           |                                |  |  |  | Bananes et bananes des Antilles, fraîches                      |
| 15.1                                       |       | 30.7               | 45,351                      |                               | 24                            |                |                                   | 6,964                            | 409                            |  |  |  | Raisins frais  |
| 19.5                                       |       | 1.7                | 34,646                      |                               |                               | 1,395          | 804                               | 80                               | 2,821                          |  |  |  | Oranges, mandarines, tangerines fraîches                       |
| 16.1                                       |       | 9.9                | 107,548                     | 17                            | 277                           |                | 1,873                             | 6,398                            | 2,309                          |  |  |  | Autres fruits frais et baies                                   |
| 15.3                                       |       | 5.4                | 13,699                      | 47                            | 23                            | 4              | 10,652                            | 51                               | 1,677                          |  |  |  | Fruits séchés ou déshydratés                                   |
| 28.5                                       |       | 4.0                | 31,473                      |                               |                               |                | 18                                | 9,535                            | 4                              |  |  |  | Jus d'orange et concentrés                                     |
| - 8.7                                      |       | 6.6                | 9,648                       | 51                            | 386                           |                | 477                               | 1,369                            | 1,426                          |  |  |  | Autres jus de fruits et concentrés                             |
| 34.0                                       |       | 8.6                | 23,186                      | 1,488                         | 308                           | 1,279          | 7,128                             | 316                              | 9,787                          |  |  |  | Fruits et produits en boîtes                                   |
| - 13.7                                     |       | 24.5               | 8,051                       | 175                           | 2,347                         | 6              | 6,312                             | 4,587                            | 1,091                          |  |  |  | Autres fruits et préparations à base de fruits                 |
| - 14.4                                     |       | 19.4               | 15,567                      | 292                           | 507                           | 27             | 1,244                             | 1,952                            | 16,440                         |  |  |  | Noix, sauf noix oléagineuses                                   |
| 24.6                                       |       | 3.6                | 29,948                      |                               |                               |                | 11                                | 9,754                            |                                |  |  |  | Tomates, fraîches  |
| 17.0                                       |       | 16.4               | 139,163                     |                               | 251                           |                | 32                                | 7,063                            |                                |  |  |  | Autres légumes frais   |
| 6.7  |       | - 0.7              | 39,923                      | 2,878                         | 4,104                         | 711            | 7,853                             | 1,797                            | 18,245                         |  |  |  | Autres légumes et préparations à base de légumes               |
| 14.5                                       |       | 8.6                | 498,377                     | 4,949                         | 8,233                         | 3,422          | 36,403                            | 99,533                           | 54,458                         |  |  |  | Sous-Total   |
| 34.6                                       |       | - 41.1             |                             | 1                             |                               |                | 82,730                            | 42,213                           | 92,510                         |  |  |  | Sucre brut   |
| 44.9                                       |       | - 35.9             | 26,017                      | 174                           | 128                           |                | 5                                 | 7,356                            | 486                            |  |  |  | Sucre raffiné, mélasse et sirops                               |
| 29.9                                       |       | - 14.3             | 18,413                      | 14,610                        | 5,067                         | 16             | 2,229                             | 2,132                            | 1,362                          |  |  |  | Préparations à base de sucre et confiserie                     |
| - 2.6                                      |       | 8.5                | 14,329                      | 9,334                         | 7,721                         |                | 252                               | 8,991                            | 4,056                          |  |  |  | Cacao et chocolat  |
| 30.0                                       |       | 33.7               | 50,422                      | 8,062                         | 4,235                         |                | 6,456                             | 92,102                           | 29,081                         |  |  |  | Café   |
| 31.1                                       |       | - 7.9              | 1,958                       | 5,071                         | 1,866                         | 87             | 321                               | 649                              | 18,051                         |  |  |  | Thé  |
| 11.8                                       |       | 2.7                | 66,957                      | 3,488                         | 5,579                         | 264            | 13,800                            | 1,826                            | 6,042                          |  |  |  | Autres aliments et matières pour aliments                      |
| 0.3  |       | 31.7               | 57,955                      |                               |                               |                |                                   | 18                               |                                |  |  |  | Tourteaux et farine oléagineux                                 |
| 24.8                                       |       | - 5.1              | 27,206                      | 148                           | 517                           | 20             | 33                                | 124                              | 90                             |  |  |  | Autres fourrages et provendes                                  |
| 23.1                                       |       | - 5.1              | 4,601                       | 25,442                        | 19,830                        | 6              | 1,126                             | 10,687                           | 1,725                          |  |  |  | Boissons alcooliques distillées                                |
| 31.0                                       |       | 4.6                | 3,060                       | 2,490                         | 57,359                        | 293            | 11,100                            | 154                              | 3,279                          |  |  |  | Autres boissons  |
| 43.8                                       |       | - 27.9             | 8,069                       | 673                           | 4,300                         |                | 763                               | 1,747                            | 862                            |  |  |  | Tabac  |
| 13.1                                       |       | 4.8                | 1,187,505                   | 87,028                        | 154,418                       | 26,593         | 280,724                           | 296,292                          | 225,559                        |  |  |  | Total  |
|  |       |                    |                             |                               |                               |                |                                   |                                  |                                |  |  |  | Matières brutes, non comestibles                               |
| - 1.6                                      |       | 33.0               | 39,521                      | 5,833                         | 11,488                        | 30             | 6,218                             | 283                              | 3,950                          |  |  |  | Pelleteries non apprêtées                                      |
| - 19.5                                     |       | 65.1               | 29,061                      | 918                           | 1,793                         | 41             | 1,210                             | 126                              | 3,484                          |  |  |  | Autres produits d'origine animale                              |
| 0.7  |       | 23.4               | 60,728                      |                               |                               |                |                                   |                                  | 2                              |  |  |  | Fèves de soya  |
| 8.9  |       | 2.4                | 26,625                      | 77                            | 331                           |                | 3                                 | 1,507                            | 9,159                          |  |  |  | Autres graines, noix et amandes oléagineuses                   |
| - 22.1                                     |       | 59.9               | 7,826                       | 436                           | 178                           | 85             | 108                               |                                  | 42,413                         |  |  |  | Caoutchouc naturel et gommex connexes                          |
| 11.8                                       |       | 17.0               | 52,840                      | 1,894                         | 8,094                         | 457            | 692                               | 2,249                            | 1,726                          |  |  |  | Autres produits végétaux bruts                                 |
| - 8.5                                      |       | 8.1                | 49,814                      |                               | 7                             | 5              | 574                               | 11                               | 18                             |  |  |  | Matières en bois brut  |
| - 13.5                                     |       | 35.4               | 4,084                       | 13,255                        | 182                           |                | 6,144                             | 401                              | 4,656                          |  |  |  | Laine et poils lins, d'origine animale                         |
| - 30.9                                     |       | 34.3               | 38,251                      | 56                            | 14                            |                | 1,154                             | 13,184                           | 6,418                          |  |  |  | Coton  |
| - 19.8                                     |       | 40.8               | 51,296                      | 1,561                         | 1,832                         | 1,806          | 524                               | 3                                | 328                            |  |  |  | Fibres artificielles   |
| - 24.7                                     |       | 31.2               | 990                         | 60                            | 240                           |                | 136                               | 814                              | 1,435                          |  |  |  | Autres fibres textiles   |
|  |       |                    |                             |                               |                               |                |                                   |                                  |                                |  |  |  | Minerais, concentrés et déchets métallifères                   |
| 257.3                                      |       | - 22.3             | 70,167                      |                               |                               |                |                                   | 1,881                            |                                |  |  |  | Minerais et concentrés de fer                                  |
| 2.6  |       | - 13.3             | 42,328                      | 6                             |                               |                |                                   |                                  |                                |  |  |  | Déchets de fer et d'acier                                      |
| 17.0                                       |       | 14.4               | 46,066                      |                               | 11,515                        |                | 44,882                            | 19,069                           | 8,798                          |  |  |  | Minerais, conc. et déchets d'aluminium                         |
| - 12.5                                     |       | - 15.1             | 43,763                      | 5,306                         | 303                           | 21             | 32,457                            | 22,136                           | 9,053                          |  |  |  | Autres minerais, conc. et déchets métallifères                 |
| 20.3                                       |       | - 7.9              | 202,324                     | 5,313                         | 11,817                        | 21             | 77,339                            | 43,087                           | 17,852                         |  |  |  | Sous-Total   |
| 94.5                                       |       | - 2.9              | 435,783                     |                               |                               |                |                                   |                                  |                                |  |  |  | Houille  |
| 29.1                                       |       | 1.2                | 2,486                       |                               |                               |                |                                   | 1,089,092                        | 1,746,519                      |  |  |  | Pétrole brut   |
| 37.4                                       |       | 62.2               | 8,107                       |                               | 79                            |                |                                   | 3                                | 4,353                          |  |  |  | Autres substances bitumineuses brutes                          |
| 7.6  |       | - 1.5              | 8,065                       | 43                            | 2,469                         |                | 12                                |                                  | 132                            |  |  |  | Abrasifs naturels  |
| 142.4                                      |       | - 33.7             | 49,348                      |                               |                               |                |                                   | 173                              |                                |  |  |  | Roche phosphatée   |
| 31.0                                       |       | 7.0                | 56,048                      | 1,255                         | 1,050                         | 30             | 4,562                             | 6,948                            | 4,008                          |  |  |  | Autres minéraux non métalliques bruts                          |
| - 38.9                                     |       | 65.8               | 31,948                      | 540                           | 242                           | 118            |                                   |                                  | 35                             |  |  |  | Autres déchets et matières de rebut                            |
| 27.5                                       |       | 1.5                | 1,155,145                   | 31,240                        | 39,816                        | 2,592          | 98,675                            | 1,157,881                        | 1,846,486                      |  |  |  | Total  |

\* Marchés principaux; voir note 9 page 42.

... La variation en pourcentage est en excès de 999 pourcent.

TABLE M-3. IMPORTS BY COMMODITY CATEGORY

TABLEAU M-3. IMPORTATIONS PAR CATEGORIE DE MARCHANDISES

| COMMODITY CATEGORY<br>(version française à droite) | September<br>Septembre                     |                |                | October<br>Octobre |                |                | January to October<br>Janvier à Octobre |                  |                  |
|--|--|----------------|----------------|--------------------|----------------|----------------|---|------------------|------------------|
|  | 1974                                       | 1975           | 1976           | 1974               | 1975           | 1976           | 1974                                    | 1975             | 1976             |
|  | thousands of dollars - milliers de dollars |                |                |                    |                |                |   |                  |                  |
| <b>Fabricated Materials, Inedible</b>              |  |                |                |                    |                |                |   |                  |                  |
| Leather and leather fabricated materials           | 6,004                                      | 9,705          | 7,985          | 5,981              | 11,894         | 5,914          | 52,280                                  | 83,920           | 88,916           |
| Rubber fabricated materials                        | 6,304                                      | 5,870          | 6,911          | 7,923              | 7,250          | 5,507          | 60,542                                  | 60,533           | 58,995           |
| <b>Wood and paper</b>                              |  |                |                |                    |                |                |   |                  |                  |
| Lumber   | 9,743                                      | 10,414         | 13,888         | 8,844              | 12,050         | 13,879         | 103,721                                 | 89,624           | 136,480          |
| Veneer   | 1,668                                      | 1,823          | 1,392          | 1,253              | 1,769          | 1,432          | 19,077                                  | 17,429           | 18,787           |
| Plywood and wood building boards                   | 6,696                                      | 16,382         | 8,593          | 6,794              | 19,602         | 9,897          | 115,621                                 | 105,213          | 90,590           |
| Other wood fabricated materials                    | 6,918                                      | 6,759          | 7,314          | 7,377              | 6,130          | 7,186          | 57,425                                  | 68,570           | 69,400           |
| Wood pulp and similar pulp                         | 1,395                                      | 2,122          | 3,795          | 1,641              | 3,039          | 2,148          | 15,239                                  | 22,172           | 27,808           |
| Paper and paperboard                               | 18,384                                     | 19,631         | 21,834         | 18,958             | 34,888         | 20,535         | 170,849                                 | 189,072          | 288,356          |
| <b>Sub-Total</b>                                   | <b>44,805</b>                              | <b>57,132</b>  | <b>56,815</b>  | <b>44,866</b>      | <b>77,478</b>  | <b>55,075</b>  | <b>481,933</b>                          | <b>492,080</b>   | <b>631,420</b>   |
| <b>Textiles</b>                                    |  |                |                |                    |                |                |   |                  |                  |
| Cotton yarn and thread                             | 1,719                                      | 1,338          | 1,871          | 1,925              | 2,219          | 2,003          | 21,293                                  | 14,365           | 21,798           |
| Man-made fibre yarn and thread                     | 11,160                                     | 9,430          | 7,524          | 8,420              | 13,004         | 8,294          | 110,517                                 | 80,676           | 92,490           |
| Other yarn and thread                              | 1,240                                      | 2,306          | 2,183          | 1,682              | 3,026          | 2,081          | 18,574                                  | 22,016           | 22,785           |
| Cordage, twine and rope                            | 4,245                                      | 446            | 1,175          | 2,632              | 619            | 1,172          | 47,687                                  | 47,708           | 17,484           |
| Broad woven fabrics, wool and hair                 | 1,746                                      | 1,160          | 2,269          | 1,456              | 1,626          | 1,819          | 14,737                                  | 17,663           | 23,502           |
| Broad woven fabrics, cotton                        | 9,238                                      | 7,836          | 11,195         | 9,614              | 11,701         | 11,584         | 115,102                                 | 86,095           | 123,406          |
| Broad woven fabrics, man-made                      | 6,402                                      | 5,928          | 7,743          | 7,580              | 7,506          | 8,258          | 62,857                                  | 61,897           | 78,977           |
| Broad woven fabrics, mixed fibres                  | 8,539                                      | 7,063          | 9,700          | 10,361             | 10,446         | 10,641         | 88,737                                  | 74,112           | 106,318          |
| Other broad woven fabrics                          | 3,079                                      | 2,019          | 1,385          | 1,329              | 1,383          | 1,163          | 19,999                                  | 12,361           | 14,035           |
| Coated or impregnated fabrics                      | 7,576                                      | 11,236         | 7,925          | 8,131              | 7,620          | 8,382          | 81,272                                  | 78,354           | 83,489           |
| Other textile fabricated materials                 | 9,766                                      | 11,221         | 10,718         | 12,190             | 15,430         | 10,608         | 107,683                                 | 114,711          | 116,078          |
| <b>Sub-Total</b>                                   | <b>64,709</b>                              | <b>59,983</b>  | <b>63,688</b>  | <b>65,321</b>      | <b>74,580</b>  | <b>66,004</b>  | <b>688,458</b>                          | <b>609,958</b>   | <b>700,361</b>   |
| Vegetable oils and fats, except essential oils     | 11,959                                     | 4,623          | 4,363          | 5,992              | 6,389          | 4,010          | 75,735                                  | 59,941           | 56,492           |
| Other oils, fats, waxes, extracts, derivatives     | 4,877                                      | 4,791          | 4,842          | 5,120              | 4,869          | 4,657          | 50,869                                  | 46,402           | 50,596           |
| <b>Chemicals</b>                                   |  |                |                |                    |                |                |   |                  |                  |
| Inorganic chemicals                                | 20,533                                     | 13,887         | 14,376         | 13,180             | 14,375         | 14,688         | 127,334                                 | 143,288          | 156,953          |
| Organic chemicals                                  | 33,874                                     | 29,660         | 29,380         | 31,756             | 36,875         | 31,243         | 291,846                                 | 298,701          | 341,651          |
| Fertilizers and fertilizer materials               | 4,053                                      | 7,630          | 4,742          | 3,050              | 3,259          | 4,408          | 23,537                                  | 42,755           | 47,073           |
| Synthetic and reclaimed rubber                     | 4,809                                      | 5,153          | 6,243          | 6,121              | 6,250          | 7,135          | 50,114                                  | 48,615           | 61,670           |
| Plastics materials, not shaped                     | 34,737                                     | 21,460         | 23,935         | 36,307             | 25,492         | 25,484         | 284,991                                 | 196,693          | 251,501          |
| Plastic film and sheet                             | 8,277                                      | 7,638          | 9,265          | 8,736              | 9,520          | 8,616          | 83,661                                  | 70,358           | 92,707           |
| Other plastics basic shapes and forms              | 6,787                                      | 5,688          | 5,172          | 7,386              | 6,517          | 5,708          | 67,087                                  | 64,314           | 54,428           |
| Dyestuffs, except dyeing extracts                  | 4,059                                      | 3,271          | 3,741          | 4,130              | 4,280          | 4,369          | 40,617                                  | 31,665           | 38,508           |
| Pigments, lakes and toners                         | 2,770                                      | 2,188          | 2,678          | 3,478              | 2,813          | 2,861          | 27,061                                  | 18,624           | 25,020           |
| Paints and related products                        | 3,285                                      | 4,624          | 4,902          | 3,802              | 5,407          | 3,949          | 30,839                                  | 40,826           | 44,136           |
| Other chemical products                            | 23,731                                     | 26,438         | 26,374         | 28,261             | 26,320         | 25,762         | 240,241                                 | 264,222          | 285,849          |
| <b>Sub-Total</b>                                   | <b>146,914</b>                             | <b>127,638</b> | <b>130,809</b> | <b>146,207</b>     | <b>141,108</b> | <b>134,222</b> | <b>1,267,328</b>                        | <b>1,220,061</b> | <b>1,399,496</b> |
| Fuel oil   | 14,997                                     | 3,799          | 3,463          | 21,627             | 12,750         | 13,805         | 189,488                                 | 104,913          | 65,702           |
| Lubricating oils and greases                       | 2,837                                      | 2,770          | 3,014          | 6,135              | 4,020          | 3,860          | 39,547                                  | 33,533           | 35,313           |
| Coke of petroleum and coal                         | 5,011                                      | 8,890          | 4,467          | 4,163              | 4,741          | 4,927          | 39,443                                  | 68,751           | 43,267           |
| Other petroleum and coal products                  | 3,196                                      | 3,412          | 2,369          | 3,540              | 3,782          | 4,284          | 26,844                                  | 36,234           | 34,197           |
| <b>Iron and steel</b>                              |  |                |                |                    |                |                |   |                  |                  |
| Bars and rods, steel                               | 17,556                                     | 6,932          | 7,346          | 29,904             | 7,332          | 7,629          | 201,859                                 | 115,775          | 72,057           |
| Plate, sheet and strip, steel                      | 41,760                                     | 15,220         | 19,135         | 61,184             | 18,446         | 16,725         | 351,265                                 | 240,542          | 168,277          |
| Structural shapes, steel and sheet piling          | 18,546                                     | 4,475          | 4,092          | 19,502             | 5,883          | 5,815          | 152,152                                 | 53,665           | 49,647           |
| Pipes and tubes, iron and steel                    | 12,444                                     | 10,737         | 10,337         | 16,858             | 12,095         | 10,581         | 117,935                                 | 160,919          | 106,708          |
| Wire and wire rope, iron and steel                 | 5,303                                      | 4,055          | 4,599          | 8,279              | 4,477          | 5,328          | 53,692                                  | 57,631           | 48,257           |
| Other iron and steel and alloys                    | 9,135                                      | 22,865         | 8,604          | 13,756             | 13,478         | 11,509         | 111,352                                 | 183,831          | 134,802          |
| <b>Sub-Total</b>                                   | <b>104,744</b>                             | <b>64,285</b>  | <b>54,113</b>  | <b>149,484</b>     | <b>61,711</b>  | <b>57,588</b>  | <b>988,254</b>                          | <b>812,364</b>   | <b>579,747</b>   |
| <b>Non-ferrous metals</b>                          |  |                |                |                    |                |                |   |                  |                  |
| Aluminum, including alloys                         | 16,136                                     | 8,669          | 13,834         | 17,327             | 8,802          | 15,482         | 143,634                                 | 90,608           | 129,415          |
| Copper and alloys                                  | 7,031                                      | 4,832          | 4,333          | 9,096              | 7,097          | 5,251          | 84,744                                  | 44,367           | 55,646           |
| Nickel and alloys                                  | 8,223                                      | 9,551          | 10,930         | 7,948              | 2,893          | 9,214          | 71,962                                  | 74,332           | 98,185           |
| Precious metals, including alloys                  | 10,512                                     | 8,122          | 6,529          | 17,840             | 6,360          | 1,190          | 115,506                                 | 66,532           | 28,288           |
| Tin, including alloys                              | 5,114                                      | 2,101          | 2,780          | 3,279              | 3,639          | 2,490          | 39,880                                  | 29,232           | 26,084           |
| Other non-ferrous metals and alloys                | 4,602                                      | 3,955          | 3,485          | 10,968             | 3,485          | 4,069          | 49,428                                  | 44,154           | 49,060           |
| <b>Sub-Total</b>                                   | <b>51,617</b>                              | <b>37,229</b>  | <b>41,891</b>  | <b>66,458</b>      | <b>32,276</b>  | <b>37,697</b>  | <b>505,155</b>                          | <b>349,224</b>   | <b>386,679</b>   |
| Bolts, nuts and screws                             | 10,318                                     | 8,606          | 10,216         | 10,638             | 9,155          | 5,938          | 87,693                                  | 91,443           | 89,675           |
| Other basic hardware                               | 9,957                                      | 9,358          | 11,284         | 11,137             | 9,694          | 9,460          | 101,662                                 | 93,860           | 112,945          |
| Chain  | 2,416                                      | 2,431          | 2,203          | 3,829              | 2,295          | 2,272          | 24,732                                  | 28,011           | 20,356           |
| Valves   | 6,543                                      | 9,112          | 9,214          | 8,571              | 9,852          | 9,419          | 63,484                                  | 101,730          | 95,686           |

\* Principal trading areas; see note 9 page 42.

... Percentage change exceeds 999 percent.

TABLE M-3. IMPORTS BY COMMODITY CATEGORY

|  |                   | TABLEAU M-3. IMPORTATIONS PAR CATEGORIE DE MARCHANDISES |                |               |         |                 |                 |                 |   | CATEGORIE DE MARCHANDISES<br>(English titles at left of table) |  |  |  |
|--|-------------------|---|----------------|---------------|---------|-----------------|-----------------|-----------------|---|--|--|--|--|
|  |                   | JANUARY TO OCTOBER                                      |                |               | 1976    |                 |                 |                 | JANVIER A OCTOBRE   |  |  |  |  |
| Percentage Variation                         | Pourcentage       | United States   | United Kingdom | Other E.E.C.  | Japan   | Other O.E.C.D.  | Other America   | Other Countries |   |  |  |  |  |
| Jan. to Oct. 75/74                           | Jan. à Oct. 76/75 | Etats-Unis  | Royaume-Uni    | Autres C.E.E. | Japon   | Autres O.C.D.E. | Autres Amérique | Autres pays     |   |  |  |  |  |
| thousands of dollars - milliers de dollars   |                   |   |                |               |         |                 |                 |                 |   |  |  |  |  |
| <b>Matières travaillées, non comestibles</b> |                   |   |                |               |         |                 |                 |                 |   |  |  |  |  |
| 60.5   | 5.9               | 58,648  | 12,540         | 2,677         | 2,821   | 951             | 9,427           | 1,852           | Cuir et demi-produits en cuir<br>Demi-produits en caoutchouc  |  |  |  |  |
| 0.0  | 2.5               | 47,033  | 1,718          | 5,134         | 2,425   | 778             | 8               | 1,898           |   |  |  |  |  |
| <b>Bois et papier</b>                        |                   |   |                |               |         |                 |                 |                 |   |  |  |  |  |
| -13.6  | 52.2              | 128,797   | 39             | 24            | 11      |                 | 3,865           | 3,743           | Bois d'oeuvre<br>Placages   |  |  |  |  |
| -8.6   | 7.7               | 15,653  | 399            | 632           | 27      | 167             | 349             | 1,560           |   |  |  |  |  |
| -9.0   | 13.9              | 53,210  | 4              | 291           | 2,606   | 973             | 30              | 33,475          | Contre-plaqué et panneaux de construction<br>Autres demi-produits en bois                           |  |  |  |  |
| 19.4   | 1.2               | 57,189  | 717            | 833           | 271     | 1,764           | 761             | 7,865           |   |  |  |  |  |
| 45.4   | 25.4              | 22,164  |                | 845           | 302     | 350             | 1,740           | 2,407           | Pâte de bois et pâte similaire<br>Papier et carton  |  |  |  |  |
| 10.6   | 52.5              | 276,706   | 4,625          | 3,158         | 875     | 1,580           | 406             | 1,005           |   |  |  |  |  |
| 2.1  | 28.3              | 553,720   | 5,784          | 5,783         | 4,092   | 4,834           | 7,152           | 50,055          | <b>Sous-Total</b>   |  |  |  |  |
| <b>Textiles</b>                              |                   |   |                |               |         |                 |                 |                 |   |  |  |  |  |
| -32.5  | 51.7              | 10,892  | 1,404          | 991           | 94      | 287             | 5,897           | 2,234           | Filés et fils de coton<br>Filés et fils fibres artificielles  |  |  |  |  |
| -27.0  | 14.6              | 61,551  | 4,460          | 11,669        | 4,738   | 5,199           | 455             | 4,418           |   |  |  |  |  |
| 18.5   | 3.4               | 9,726   | 3,473          | 7,141         | 1,148   | 764             | 21              | 511             | Autres filés et fils<br>Cordage, ficelle et corde   |  |  |  |  |
| 0.0  | 63.3              | 4,747   | 968            | 1,331         | 470     | 867             | 4,762           | 4,339           |   |  |  |  |  |
| 19.8   | 33.0              | 765   | 6,404          | 2,980         | 5,032   | 1,071           | 924             | 6,326           | Tissus de laine et de poil, larges<br>Tissus de coton, larges                                       |  |  |  |  |
| -25.2  | 43.3              | 54,745  | 1,639          | 5,027         | 8,013   | 1,486           | 14,229          | 38,267          |   |  |  |  |  |
| -1.5   | 27.5              | 33,730  | 2,578          | 14,929        | 17,600  | 5,045           | 98              | 4,997           | Tissus larges, fibres artificielles<br>Tissus larges de fibres mélangées                            |  |  |  |  |
| -16.4  | 43.4              | 63,578  | 4,783          | 16,764        | 10,140  | 3,671           | 912             | 6,471           |   |  |  |  |  |
| -38.2  | 13.5              | 1,054   | 206            | 891           | 30      | 154             | 78              | 11,620          | Autres tissus larges<br>Tissus enduits ou imprégnés   |  |  |  |  |
| -3.5   | 6.5               | 66,226  | 2,409          | 8,821         | 4,698   | 1,095           | 14              | 227             |   |  |  |  |  |
| 6.5  | 1.1               | 69,858  | 7,187          | 12,515        | 16,598  | 3,957           | 555             | 5,408           | Autres demi-produits en matières textiles   |  |  |  |  |
| -11.4  | 14.8              | 376,872   | 35,512         | 83,057        | 68,560  | 23,597          | 27,944          | 84,819          |   |  |  |  |  |
| -20.8  | 5.7               | 26,604  | 799            | 804           | 74      | 2,505           | 3,683           | 22,024          | Huile, mat. grasse vég., sauf huiles essentielles<br>Autres huiles, mat. gra., cires, ext., dérivés |  |  |  |  |
| -8.7   | 9.0               | 42,592  | 3,531          | 2,125         | 144     | 656             | 900             | 647             |   |  |  |  |  |
| <b>Produits chimiques</b>                    |                   |   |                |               |         |                 |                 |                 |   |  |  |  |  |
| 12.5   | 9.5               | 126,115   | 9,737          | 11,372        | 2,581   | 2,647           | 845             | 3,656           | Produits chimiques inorganiques<br>Produits chimiques organiques                                    |  |  |  |  |
| 2.3  | 14.3              | 234,670   | 21,845         | 49,568        | 12,243  | 11,226          | 8,177           | 3,923           |   |  |  |  |  |
| 81.6   | 10.0              | 44,739  | 99             | 219           | 1,015   | 26              | 975             |                 | Engrais et matières fertilisantes<br>Caoutchouc synthétique et régénéré                             |  |  |  |  |
| -3.0   | 26.8              | 51,225  | 459            | 5,069         | 4,520   | 367             |                 | 30              |   |  |  |  |  |
| -30.9  | 27.8              | 229,447   | 6,508          | 9,635         | 2,823   | 2,926           | 87              | 76              | Matières plastiques, non façonnées<br>Pellicule et feuille en matière plastique                     |  |  |  |  |
| -15.9  | 31.7              | 79,425  | 3,239          | 5,238         | 3,491   | 376             | 1               | 937             |   |  |  |  |  |
| -4.1   | 15.3              | 48,401  | 850            | 2,037         | 1,660   | 756             | 13              | 711             | Autres profilés, formes de base en mat. plastiques<br>Matières colorantes sauf extraits tinctoriaux |  |  |  |  |
| -22.0  | 21.6              | 13,267  | 3,755          | 16,652        | 425     | 3,999           | 22              | 387             |   |  |  |  |  |
| -31.1  | 34.3              | 16,918  | 1,702          | 4,689         | 277     | 1,357           | 28              | 49              | Pigments, laques et tonifiants<br>Peintures et produits connexes                                    |  |  |  |  |
| 32.3   | 8.1               | 38,685  | 1,679          | 2,420         | 413     | 101             | 832             | 6               |   |  |  |  |  |
| 9.9  | 8.1               | 251,238   | 9,435          | 18,538        | 652     | 3,281           | 643             | 2,062           | Autres produits chimiques   |  |  |  |  |
| -3.7   | 14.7              | 1,134,129   | 59,308         | 125,436       | 30,102  | 27,060          | 11,624          | 11,838          |   |  |  |  |  |
| -44.6  | 37.3              | 22,232  |                | 3,385         |         |                 | 40,084          |                 | Mazout<br>Huiles et graisses lubrifiantes   |  |  |  |  |
| -15.2  | 5.3               | 31,272  | 355            | 215           | 371     | 55              | 3,044           |                 |   |  |  |  |  |
| 74.3   | 37.0              | 41,135  |                | 2,132         |         |                 |                 |                 | Coke de pétrole et de charbon<br>Autres dérivés du pétrole et du charbon                            |  |  |  |  |
| 34.9   | 5.6               | 26,890  | 679            | 688           |         | 1,978           | 3,953           | 10              |   |  |  |  |  |
| <b>Fer et acier</b>                          |                   |   |                |               |         |                 |                 |                 |   |  |  |  |  |
| -42.6  | 37.7              | 26,106  | 4,668          | 6,518         | 19,718  | 8,181           | 2               | 6,863           | Barres et tiges en acier<br>Tôles, feuilles, feuillets d'acier                                      |  |  |  |  |
| -31.5  | 30.0              | 84,258  | 7,674          | 18,309        | 40,282  | 11,276          | 309             | 6,170           |   |  |  |  |  |
| -64.7  | 7.4               | 19,446  | 8,238          | 7,044         | 12,519  | 80              | 1,051           | 1,268           | Profilés de construction et palplanches<br>Tuyaux et tubes de fer et d'acier                        |  |  |  |  |
| 36.4   | 33.6              | 63,484  | 5,876          | 6,096         | 24,032  | 5,914           | 102             | 1,203           |   |  |  |  |  |
| 7.3  | 16.2              | 11,147  | 9,912          | 16,012        | 5,865   | 2,929           | 42              | 2,349           | Fil, câble, cordage de fer et d'acier<br>Autres fer, acier et alliages                              |  |  |  |  |
| 65.0   | 26.6              | 85,592  | 3,935          | 4,026         | 3,395   | 6,514           | 20,835          | 10,505          |   |  |  |  |  |
| 17.8   | 28.6              | 290,033   | 40,304         | 58,005        | 105,812 | 34,894          | 22,341          | 28,359          | <b>Sous-Total</b>   |  |  |  |  |
| <b>Métaux non-ferreux</b>                    |                   |   |                |               |         |                 |                 |                 |   |  |  |  |  |
| -36.9  | 42.8              | 115,617   | 5,093          | 6,369         | 862     | 816             | 6               | 651             | Aluminium, y compris alliages<br>Cuivre et alliages   |  |  |  |  |
| -47.6  | 25.4              | 39,626  | 2,688          | 5,199         | 2,198   | 1,060           | 4,281           | 596             |   |  |  |  |  |
| 3.2  | 32.0              | 21,088  | 381            | 6,610         |         | 70,107          |                 |                 | Nickel et alliages<br>Métaux précieux, y compris alliages   |  |  |  |  |
| -42.4  | 57.4              | 20,104  | 4,352          | 250           |         | 2,066           | 846             | 670             |   |  |  |  |  |
| -26.7  | 10.7              | 15,681  | 173            | 958           |         | 7,359           | 1,362           | 551             | Étain, y compris alliages<br>Autres métaux non-ferreux et alliages                                  |  |  |  |  |
| -10.6  | 11.1              | 29,151  | 854            | 5,179         | 169     | 7,733           | 1,464           | 4,490           |   |  |  |  |  |
| -30.8  | 10.7              | 241,267   | 13,540         | 24,565        | 3,249   | 89,140          | 7,960           | 6,957           | <b>Sous-Total</b>   |  |  |  |  |
| 4.2  | -1.9              | 78,432  | 1,457          | 1,722         | 6,836   | 442             | 58              | 729             | Boulons, écrous et vis<br>Autre quincaillerie de base   |  |  |  |  |
| -7.6   | 20.3              | 89,386  | 3,667          | 6,270         | 7,794   | 2,508           | 200             | 3,120           |   |  |  |  |  |
| 13.2   | -27.3             | 11,278  | 2,288          | 2,001         | 3,286   | 1,228           | 81              | 193             | Chaînes<br>Valves   |  |  |  |  |
| 60.2   | -5.9              | 65,189  | 14,271         | 7,656         | 5,354   | 1,940           | 204             | 1,071           |   |  |  |  |  |

\* Marchés principaux; voir note 9 page 42.

... La variation en pourcentage est en excès de 999 pourcent.

TABLE M-3. IMPORTS BY COMMODITY CATEGORY

TABLEAU M-3. IMPORTATIONS PAR CATEGORIE DE MARCHANDISES

| COMMODITY CATEGORY<br>(version française à droite) | September<br>Septembre                     |                |                | October<br>Octobre |                |                | January to October<br>Janvier à Octobre |                  |                  |
|--|--|----------------|----------------|--------------------|----------------|----------------|---|------------------|------------------|
|  | 1974                                       | 1975           | 1976           | 1974               | 1975           | 1976           | 1974                                    | 1975             | 1976             |
|  | thousands of dollars - milliers de dollars |                |                |                    |                |                |   |                  |                  |
| <b>Fabricated Materials, Inedible (cont.)</b>      |  |                |                |                    |                |                |   |                  |                  |
| Pipe fittings                                      | 6,246                                      | 6,289          | 5,213          | 7,170              | 7,491          | 4,576          | 61,457                                  | 83,237           | 60,049           |
| Other metal fabricated basic products              | 13,219                                     | 12,393         | 13,690         | 15,810             | 16,041         | 13,782         | 125,302                                 | 136,029          | 151,846          |
| Clay bricks, clay tiles and refractories           | 8,025                                      | 8,708          | 8,262          | 9,288              | 7,739          | 7,680          | 73,023                                  | 88,928           | 76,689           |
| Sheet and plate glass                              | 3,090                                      | 2,841          | 3,430          | 3,912              | 3,541          | 2,737          | 32,042                                  | 23,641           | 40,680           |
| Other glass basic products                         | 4,537                                      | 4,496          | 5,902          | 4,549              | 4,745          | 6,247          | 45,178                                  | 38,966           | 63,271           |
| Abrasive basic products                            | 3,041                                      | 2,281          | 3,109          | 3,235              | 3,036          | 3,685          | 31,595                                  | 29,075           | 33,512           |
| Natural and synthetic gem stones                   | 3,193                                      | 3,458          | 5,397          | 2,721              | 5,523          | 5,158          | 30,084                                  | 35,898           | 45,037           |
| Other non-metallic mineral basic products          | 5,777                                      | 11,181         | 8,922          | 7,396              | 10,971         | 8,705          | 64,866                                  | 82,519           | 82,697           |
| Electricity  | 222  | 463            | 979            | 699                | 1,552          | 1,400          | 3,043                                   | 10,418           | 7,859            |
| Other fabricated materials, inedible               | 11,288                                     | 10,965         | 11,270         | 11,542             | 12,968         | 11,332         | 108,535                                 | 113,348          | 122,795          |
| <b>Total</b>                                       | <b>555,844</b>                             | <b>482,709</b> | <b>483,822</b> | <b>633,313</b>     | <b>547,451</b> | <b>489,941</b> | <b>5,318,573</b>                        | <b>4,935,018</b> | <b>5,134,279</b> |
| <b>End Products, Inedible</b>                      |  |                |                |                    |                |                |   |                  |                  |
| <b>General purpose machinery</b>                   |  |                |                |                    |                |                |   |                  |                  |
| Engines and turbines, diesel, general purpose      | 5,380                                      | 5,457          | 6,107          | 5,997              | 7,590          | 5,633          | 50,472                                  | 63,644           | 54,559           |
| Engines and turbines, general purpose nes          | 7,520                                      | 8,577          | 9,223          | 8,877              | 8,548          | 8,683          | 77,584                                  | 99,274           | 96,026           |
| Electric generators and motors                     | 10,429                                     | 15,076         | 12,733         | 15,852             | 18,170         | 15,541         | 112,625                                 | 149,283          | 163,113          |
| Bearings   | 9,489                                      | 9,785          | 8,955          | 10,441             | 11,372         | 8,875          | 88,023                                  | 101,221          | 87,971           |
| Other mechanical power transmission equipment      | 7,742                                      | 7,624          | 6,409          | 9,543              | 8,671          | 7,431          | 73,140                                  | 82,238           | 72,062           |
| Compressors, blowers and vacuum pumps              | 7,022                                      | 8,248          | 6,735          | 8,061              | 10,405         | 6,850          | 65,837                                  | 86,203           | 92,749           |
| Pumps, except oil well pumps                       | 4,370                                      | 6,324          | 4,996          | 5,520              | 6,254          | 5,975          | 45,433                                  | 61,845           | 63,936           |
| Packaging machinery                                | 4,261                                      | 3,282          | 5,327          | 4,714              | 5,125          | 5,915          | 42,413                                  | 54,169           | 51,413           |
| Other general purpose industrial machinery         | 11,157                                     | 14,320         | 10,490         | 10,431             | 18,470         | 14,276         | 109,608                                 | 145,431          | 139,613          |
| Conveyors and conveying systems                    | 1,766                                      | 2,333          | 2,222          | 2,172              | 2,182          | 2,152          | 18,784                                  | 26,902           | 22,852           |
| Elevators and escalators                           | 1,210                                      | 969            | 1,386          | 1,752              | 1,432          | 1,030          | 12,103                                  | 12,670           | 13,631           |
| Industrial trucks, tractors, trailers, stacker     | 8,990                                      | 5,066          | 7,203          | 10,016             | 6,688          | 6,581          | 84,205                                  | 84,324           | 71,005           |
| Hoisting machinery                                 | 7,373                                      | 10,420         | 8,918          | 9,378              | 13,985         | 6,963          | 77,929                                  | 120,907          | 98,073           |
| Other materials handling equipment                 | 8,212                                      | 3,682          | 5,073          | 10,614             | 4,325          | 6,742          | 73,804                                  | 53,879           | 53,466           |
| <b>Sub-Total</b>                                   | <b>94,922</b>                              | <b>101,165</b> | <b>95,777</b>  | <b>113,369</b>     | <b>123,217</b> | <b>102,647</b> | <b>931,962</b>                          | <b>1,141,991</b> | <b>1,080,468</b> |
| <b>Special industry machinery</b>                  |  |                |                |                    |                |                |   |                  |                  |
| Drilling machinery and drill bits                  | 10,678                                     | 11,945         | 11,746         | 11,461             | 13,980         | 14,666         | 94,844                                  | 119,442          | 148,951          |
| Power shovels                                      | 9,687                                      | 10,451         | 9,227          | 10,243             | 10,838         | 10,858         | 87,081                                  | 109,959          | 169,633          |
| Bulldozing and similar equipment                   | 1,542                                      | 1,831          | 1,251          | 1,791              | 2,301          | 1,542          | 14,908                                  | 21,950           | 14,829           |
| Front end loaders                                  | 11,658                                     | 10,879         | 9,619          | 13,226             | 12,046         | 8,738          | 96,987                                  | 130,060          | 118,725          |
| Other excavating machinery                         | 5,334                                      | 6,415          | 4,907          | 6,010              | 4,290          | 6,322          | 52,109                                  | 72,749           | 77,563           |
| Mining, oil and gas machinery                      | 10,403                                     | 11,756         | 12,965         | 9,256              | 10,456         | 12,605         | 86,778                                  | 131,875          | 141,641          |
| Construction and maintenance machinery             | 9,068                                      | 12,771         | 10,130         | 8,662              | 9,322          | 10,967         | 93,352                                  | 129,042          | 120,025          |
| Machine tools, metalworking                        | 11,876                                     | 12,424         | 8,904          | 14,558             | 12,585         | 11,255         | 119,110                                 | 146,740          | 115,411          |
| Welding apparatus and equipment                    | 2,533                                      | 2,423          | 2,833          | 3,464              | 2,910          | 3,285          | 30,881                                  | 30,632           | 29,817           |
| Rolling mill machinery                             | 3,019                                      | 2,544          | 1,618          | 2,926              | 3,496          | 1,647          | 23,002                                  | 39,038           | 23,352           |
| Other metalworking machinery                       | 8,654                                      | 8,742          | 8,643          | 10,067             | 9,642          | 9,198          | 96,214                                  | 104,833          | 97,321           |
| Pulp and paper industries machinery                | 6,856                                      | 5,025          | 4,575          | 4,481              | 7,794          | 4,931          | 49,805                                  | 72,645           | 59,322           |
| Printing presses                                   | 3,922                                      | 4,798          | 3,485          | 5,152              | 6,827          | 4,833          | 40,430                                  | 46,716           | 41,054           |
| Other printing machinery and equipment             | 4,123                                      | 5,033          | 4,986          | 5,581              | 5,635          | 6,095          | 46,774                                  | 53,004           | 57,281           |
| Spinning, weaving and knitting machinery           | 5,012                                      | 3,078          | 1,575          | 3,628              | 3,367          | 2,269          | 38,517                                  | 40,244           | 24,935           |
| Other textile industries machinery                 | 5,467                                      | 3,701          | 3,768          | 4,532              | 4,414          | 5,249          | 53,551                                  | 46,298           | 46,385           |
| Food, beverages and tobacco industries machine     | 5,157                                      | 4,780          | 5,450          | 5,291              | 6,045          | 5,648          | 50,831                                  | 57,400           | 61,450           |
| Plastics and chemical industry machinery           | 4,889                                      | 7,892          | 7,191          | 5,300              | 7,789          | 8,299          | 50,748                                  | 69,822           | 84,012           |
| Other special industry machinery                   | 15,598                                     | 13,666         | 16,940         | 17,082             | 14,807         | 16,053         | 166,958                                 | 170,845          | 160,029          |
| <b>Sub-Total</b>                                   | <b>135,476</b>                             | <b>140,152</b> | <b>129,814</b> | <b>142,711</b>     | <b>148,543</b> | <b>144,461</b> | <b>1,292,880</b>                        | <b>1,593,293</b> | <b>1,591,738</b> |
| <b>Agricultural machinery and tractors</b>         |  |                |                |                    |                |                |   |                  |                  |
| Soil preparation, seeding and fertilizing mach     | 4,606                                      | 7,028          | 8,296          | 6,446              | 7,466          | 9,398          | 49,821                                  | 82,374           | 99,124           |
| Combine reaper - threshers                         | 6,422                                      | 6,976          | 7,348          | 4,512              | 2,847          | 6,771          | 49,542                                  | 72,134           | 80,756           |
| Other haying and harvesting machinery              | 8,063                                      | 7,847          | 4,621          | 8,004              | 6,265          | 4,693          | 88,909                                  | 121,631          | 112,540          |
| Other agricultural machinery and equipment         | 12,421                                     | 13,003         | 10,433         | 15,686             | 10,716         | 10,918         | 110,720                                 | 119,192          | 124,554          |
| Wheel tractors, new                                | 20,794                                     | 25,587         | 28,140         | 27,742             | 27,668         | 35,357         | 208,944                                 | 329,343          | 371,262          |
| Track-laying tractors and used tractors            | 9,994                                      | 11,228         | 8,781          | 11,877             | 9,601          | 9,730          | 90,753                                  | 128,685          | 102,495          |
| Tractor engines and tractor parts                  | 15,487                                     | 19,674         | 20,358         | 18,337             | 17,673         | 20,892         | 143,805                                 | 201,884          | 220,388          |
| <b>Sub-Total</b>                                   | <b>77,787</b>                              | <b>91,345</b>  | <b>87,977</b>  | <b>92,604</b>      | <b>82,237</b>  | <b>97,760</b>  | <b>742,494</b>                          | <b>1,055,243</b> | <b>1,111,120</b> |
| <b>Transportation equipment</b>                    |  |                |                |                    |                |                |   |                  |                  |
| Railway and street railway rolling stock           | 8,058                                      | 9,882          | 4,578          | 8,539              | 9,285          | 4,443          | 65,155                                  | 94,737           | 76,107           |
| Sedans, new  | 164,535                                    | 203,045        | 176,281        | 200,647            | 245,236        | 212,269        | 1,457,375                               | 1,775,429        | 1,919,550        |
| Other passenger automobiles and chassis            | 17,182                                     | 20,802         | 29,198         | 20,278             | 23,225         | 28,718         | 170,836                                 | 207,235          | 289,423          |
| Trucks, truck tractors and chassis                 | 53,843                                     | 54,561         | 67,041         | 85,364             | 65,612         | 49,411         | 676,087                                 | 669,779          | 693,047          |
| Other motor vehicles                               | 24,867                                     | 26,608         | 22,779         | 24,325             | 25,267         | 45,352         | 235,124                                 | 276,242          | 282,746          |
| Motor vehicle engines                              | 32,638                                     | 41,695         | 49,936         | 38,264             | 40,163         | 37,535         | 321,616                                 | 347,343          | 428,502          |
| Motor vehicle engine parts                         | 34,554                                     | 40,739         | 32,427         | 33,514             | 42,599         | 37,120         | 270,419                                 | 322,946          | 367,357          |
| Motor vehicle parts, except engines                | 287,978                                    | 338,363        | 398,513        | 347,396            | 330,777        | 312,783        | 2,613,517                               | 2,965,792        | 3,541,226        |

° Principal trading areas; see note 9 page 42

... Percentage change exceeds 999 percent.



TABLE M-3. IMPORTS BY COMMODITY CATEGORY

|  |        | TABLEAU M-3. IMPORTATIONS PAR CATEGORIE DE MARCHANDISES |                |               |         |                 |                 |                 |   |  |  |  |  |
|--|--------|---|----------------|---------------|---------|-----------------|-----------------|-----------------|---|--|--|--|--|
|  |        | JANUARY TO OCTOBER                                      |                |               | 1976    |                 |                 |                 | JANVIER A OCTOBRE                                   |  |  |  |  |
| Percentage Variation Pourcentage                     |        | United States   | United Kingdom | Other E.E.C.  | Japan   | Other O.E.C.D.  | Other America   | Other Countries | CATEGORIE DE MARCHANDISES                           |  |  |  |  |
| Jan. to Oct. Jan. à Oct.                             |        | Etats-Unis  | Royaume-Uni    | Autres C.E.E. | Japon   | Autres O.C.D.E. | Autres Amérique | Autres pays     | (English titles at left of table)                   |  |  |  |  |
| 75/74  | 76/75  | thousands of dollars - milliers de dollars              |                |               |         |                 |                 |                 |   |  |  |  |  |
| <b>Matières travaillées, non comestibles (suite)</b> |        |   |                |               |         |                 |                 |                 |   |  |  |  |  |
| 35.4   | - 27.8 | 45,009  | 4,291          | 3,613         | 6,125   | 391             |                 | 621             | Raccords de tuyauterie                              |  |  |  |  |
| 8.5  | 11.6   | 131,626   | 3,336          | 5,301         | 6,653   | 3,486           | 27              | 1,417           | Autres ouvrages de base en métal                    |  |  |  |  |
| 21.7   | - 13.7 | 51,033  | 2,470          | 13,968        | 4,345   | 3,058           | 512             | 1,302           | Briques, tuiles et mat. réfractaires en argile      |  |  |  |  |
| - 26.2   | 72.0   | 32,240  | 254            | 982           | 4,489   | 295             | 488             | 1,932           | Verre à vitres et à glaces                          |  |  |  |  |
| - 13.7   | 62.3   | 54,640  | 2,270          | 3,061         | 1,893   | 580             | 92              | 734             | Autres ouvrages de base en verre                    |  |  |  |  |
| - 7.9  | 15.2   | 28,147  | 471            | 2,737         | 426     | 1,545           | 84              | 101             | Ouvrages de base en abrasifs                        |  |  |  |  |
| 19.3   | 25.4   | 6,216   | 1,184          | 15,505        | 515     | 1,315           | 417             | 19,885          | Pierres fines naturelles et synthétiques            |  |  |  |  |
| 27.2   | 0.2    | 66,898  | 4,825          | 4,599         | 5,476   | 177             | 587             | 134             | Autres produits minéraux non métalliques de base    |  |  |  |  |
| 242.3  | - 24.5 | 7,859   |                |               |         |                 |                 |                 | Electricité   |  |  |  |  |
| 4.4  | 8.3    | 99,045  | 5,278          | 6,701         | 2,531   | 3,192           | 2,354           | 3,694           | Autres matières travaillées, non comestibles        |  |  |  |  |
| - 7.2  | 4.0    | 3,659,426   | 220,131        | 388,124       | 273,374 | 206,604         | 143,227         | 243,394         | <b>Total</b>  |  |  |  |  |
| <b>Produits finis, non comestibles</b>               |        |   |                |               |         |                 |                 |                 |   |  |  |  |  |
| <b>Machines d'usage général</b>                      |        |   |                |               |         |                 |                 |                 |   |  |  |  |  |
| 26.0   | - 14.2 | 33,864  | 16,997         | 3,206         | 228     | 254             | 4               | 5               | Moteurs et turbines diesel d'usage général          |  |  |  |  |
| 27.9   | - 3.2  | 60,728  | 16,573         | 7,476         | 797     | 6,515           |                 | 3,937           | Moteurs et turbines d'usage général nda             |  |  |  |  |
| 32.5   | 9.2    | 109,243   | 33,136         | 5,326         | 9,435   | 5,346           | 39              | 588             | Génératrices et moteurs électriques                 |  |  |  |  |
| 14.9   | - 13.1 | 63,171  | 4,203          | 7,194         | 9,717   | 3,401           | 134             | 152             | Coussinets  |  |  |  |  |
| 12.4   | - 12.3 | 60,746  | 5,071          | 3,569         | 2,101   | 571             |                 | 3               | Autre mat. de transmission d'énergie mécanique      |  |  |  |  |
| 30.9   | 7.5    | 81,241  | 4,765          | 4,931         | 222     | 1,546           |                 | 43              | Compresseurs, souffleurs et pompes à vide           |  |  |  |  |
| 36.1   | 3.3    | 52,529  | 3,686          | 2,674         | 807     | 4,022           | 47              | 171             | Pompes, sauf pour puits d'huile                     |  |  |  |  |
| 27.7   | - 5.0  | 42,154  | 1,179          | 6,425         | 731     | 922             |                 | 2               | Machines à emballer ou à emballer                   |  |  |  |  |
| 32.6   | - 4.0  | 108,158   | 6,761          | 19,036        | 1,327   | 3,984           | 155             | 192             | Autres machines industrielles d'usage général       |  |  |  |  |
| 43.2   | - 15.0 | 16,614  | 1,403          | 1,801         | 55      | 2,978           |                 |                 | Convoyeurs et ensembles convoyeurs                  |  |  |  |  |
| 4.6  | 7.5    | 11,414  | 1,384          | 644           | 8       | 29              | 16              | 57              | Ascenseurs et escalators                            |  |  |  |  |
| 0.1  | - 15.8 | 60,476  | 4,495          | 911           | 3,131   | 1,734           |                 | 257             | Camions, tracteurs, remorques, empileurs ind.       |  |  |  |  |
| 55.1   | - 18.8 | 76,976  | 1,397          | 8,260         | 858     | 10,544          | 5               | 33              | Appareils de levage                                 |  |  |  |  |
| - 27.0   | - 0.7  | 49,073  | 546            | 881           | 48      | 2,815           | 1               | 101             | Autre matériel de manutention des matériaux         |  |  |  |  |
| 22.5   | - 5.3  | 826,386   | 101,597        | 72,335        | 29,543  | 44,663          | 401             | 5,542           | <b>Sous-Total</b>                                   |  |  |  |  |
| <b>Machines pour industries spéciales</b>            |        |   |                |               |         |                 |                 |                 |   |  |  |  |  |
| 25.9   | 24.7   | 135,124   | 865            | 4,202         | 232     | 7,266           | 82              | 1,180           | Machines de forage et flegrets de perforatrice      |  |  |  |  |
| 26.2   | 54.2   | 158,108   | 135            | 6,290         | 5,063   | 11              |                 | 26              | Pelles mécaniques                                   |  |  |  |  |
| 47.2   | - 32.4 | 12,953  | 234            | 121           | 1,495   | 1               |                 | 25              | Bulldozers et machines semblables                   |  |  |  |  |
| 34.0   | - 8.7  | 106,494   | 983            | 2,409         | 5,173   | 3,558           |                 | 107             | Chargeurs-niveleurs                                 |  |  |  |  |
| 39.6   | 6.6    | 71,009  | 1,246          | 4,351         | 304     | 616             |                 | 38              | Autres machines à creuser                           |  |  |  |  |
| 51.9   | 7.4    | 107,361   | 8,588          | 15,359        | 676     | 8,793           | 134             | 730             | Machines pour mines, pétrole et gaz                 |  |  |  |  |
| 38.2   | - 6.9  | 111,825   | 1,379          | 4,542         | 928     | 1,039           | 67              | 245             | Machines de construction et d'entretien             |  |  |  |  |
| 23.1   | - 21.3 | 79,936  | 7,663          | 10,650        | 3,329   | 4,980           | 3               | 8,851           | Machines-outils, travail des métaux                 |  |  |  |  |
| - 0.8  | - 2.6  | 27,856  | 738            | 434           | 223     | 562             |                 | 3               | Appareils et outillage à souder                     |  |  |  |  |
| 69.7   | - 40.1 | 12,019  | 6,487          | 3,548         | 326     | 972             |                 |                 | Machines pour usines de laminage                    |  |  |  |  |
| 8.9  | - 7.1  | 76,166  | 7,283          | 7,012         | 2,102   | 3,236           | 158             | 1,366           | Autres machines pour le travail des métaux          |  |  |  |  |
| 45.8   | - 18.3 | 42,377  | 5,326          | 4,381         | 724     | 6,227           | 237             | 50              | Machines pour industrie de la pâte et du papier     |  |  |  |  |
| 15.5   | - 12.1 | 28,971  | 3,520          | 6,927         | 526     | 1,022           |                 | 88              | Presses à imprimer                                  |  |  |  |  |
| 13.3   | 8.0    | 48,680  | 1,778          | 5,038         | 427     | 1,117           | 209             | 33              | Autres machines et appareils d'imprimerie           |  |  |  |  |
| 4.4  | - 38.0 | 14,211  | 2,037          | 5,949         | 399     | 2,261           | 4               | 73              | Machines pour tiler, tisser et tricoter             |  |  |  |  |
| - 13.5   | 0.1    | 29,596  | 2,787          | 10,450        | 1,778   | 1,638           |                 | 136             | Autres machines pour les industries textiles        |  |  |  |  |
| 12.9   | 7.0    | 41,947  | 4,163          | 13,074        | 98      | 1,898           | 72              | 198             | Machines industrielles d'aliments, boissons, tabacs |  |  |  |  |
| 37.5   | 20.3   | 66,261  | 2,394          | 10,167        | 1,506   | 3,548           | 63              | 73              | Mach. pour ind. des mat. plast. et chimiques        |  |  |  |  |
| 2.3  | - 6.3  | 122,741   | 6,028          | 18,770        | 1,642   | 10,147          | 149             | 551             | Autres machines pour industries spéciales           |  |  |  |  |
| 23.2   | - 0.1  | 1,293,637   | 63,635         | 133,674       | 26,950  | 58,893          | 1,178           | 13,771          | <b>Sous-Total</b>                                   |  |  |  |  |
| <b>Machines et tracteurs agricoles</b>               |        |   |                |               |         |                 |                 |                 |   |  |  |  |  |
| 65.3   | 20.3   | 91,987  | 841            | 1,662         | 12      | 4,193           | 8               | 421             | Machines à préparer, ensemençer, amender le sol     |  |  |  |  |
| 45.6   | 11.9   | 77,830  | 319            | 1,282         | 25      | 712             |                 | 588             | Moissonneuses - batteuses                           |  |  |  |  |
| 36.8   | - 7.4  | 108,394   | 514            | 2,285         | 20      | 1,235           |                 | 92              | Autres machines de fenaison et de récolte           |  |  |  |  |
| 7.6  | 4.4    | 117,229   | 1,765          | 4,256         | 180     | 1,050           | 15              | 61              | Autres machines et matériel agricoles               |  |  |  |  |
| 57.6   | 12.7   | 311,577   | 14,107         | 30,212        | 2,371   | 1,342           | 47              | 11,607          | Tracteurs à roues, neuf                             |  |  |  |  |
| 41.7   | - 20.3 | 85,884  | 1,886          | 1,545         | 12,786  | 57              | 12              | 325             | Tracteurs à chenilles et tracteurs usagés           |  |  |  |  |
| 40.3   | 9.1    | 200,390   | 9,285          | 7,332         | 2,007   | 469             | 27              | 878             | Moteurs de tracteur et pièces de tracteurs          |  |  |  |  |
| 42.1   | 5.2    | 993,291   | 28,717         | 48,573        | 17,400  | 9,057           | 108             | 13,974          | <b>Sous-Total</b>                                   |  |  |  |  |
| <b>Matériel de transport</b>                         |        |   |                |               |         |                 |                 |                 |   |  |  |  |  |
| 45.4   | - 19.6 | 68,862  | 2,624          | 3,356         | 614     | 621             |                 | 30              | Matériel roulant de chemin de fer et tramway        |  |  |  |  |
| 21.8   | 8.1    | 1,576,864   | 25,718         | 122,116       | 184,953 | 9,899           |                 |                 | Sedans neufs  |  |  |  |  |
| 21.3   | 39.6   | 230,349   | 10,245         | 11,349        | 34,981  | 2,486           |                 | 11              | Autres voitures particulières et châssis            |  |  |  |  |
| - 0.9  | 3.4    | 661,316   | 24             | 3,309         | 28,329  |                 | 69              |                 | Camions, tracteurs routiers et châssis              |  |  |  |  |
| 17.4   | 2.3    | 229,379   | 1,854          | 5,156         | 41,534  | 4,061           | 167             | 595             | Autres véhicules moteurs                            |  |  |  |  |
| 7.9  | 23.3   | 378,250   | 1,398          | 333           | 138     | 13,646          | 34,717          | 22              | Moteurs de véhicules automobiles                    |  |  |  |  |
| 19.4   | 13.7   | 355,459   | 3,654          | 3,032         | 3,529   | 909             |                 | 64              | Pièces de moteurs de véhicules automobiles          |  |  |  |  |
| 13.4   | 19.4   | 3,425,444   | 13,158         | 38,769        | 17,296  | 39,086          | 5,644           | 1,829           | Pièces de véhicules auto sauf moteurs               |  |  |  |  |

\* Marchés principaux; voir note 9 page 42.

... La variation en pourcentage est en excès de 999 pourcent.

TABLE M-3. IMPORTS BY COMMODITY CATEGORY

TABLEAU M-3. IMPORTATIONS PAR CATEGORIE DE MARCHANDISES

| COMMODITY CATEGORY<br>(version française à droite) | September<br>Septembre                     |                  |                  | October<br>Octobre |                  |                  | January to October<br>Janvier à Octobre |                   |                   |
|--|--|------------------|------------------|--------------------|------------------|------------------|---|-------------------|-------------------|
|  | 1974                                       | 1975             | 1976             | 1974               | 1975             | 1976             | 1974                                    | 1975              | 1976              |
|  | thousands of dollars - milliers de dollars |                  |                  |                    |                  |                  |   |                   |                   |
| <b>End Products, Inedible (cont.)</b>              |  |                  |                  |                    |                  |                  |   |                   |                   |
| <b>Transportation equipment (cont.)</b>            |  |                  |                  |                    |                  |                  |   |                   |                   |
| Marine engines and parts                           | 5,883                                      | 9,367            | 6,855            | 7,647              | 7,059            | 10,214           | 72,291                                  | 89,382            | 90,401            |
| Ships, boats and parts, except engines             | 5,693                                      | 5,894            | 8,032            | 6,243              | 4,549            | 4,599            | 89,914                                  | 92,145            | 80,690            |
| Aircraft, complete with engines                    | 8,242                                      | 23,073           | 3,370            | 20,291             | 29,060           | 7,889            | 274,454                                 | 268,682           | 89,436            |
| Aircraft engines and parts                         | 9,486                                      | 20,660           | 9,333            | 9,342              | 25,567           | 11,599           | 103,302                                 | 189,114           | 112,593           |
| Aircraft parts, except engines                     | 12,179                                     | 13,935           | 11,635           | 13,768             | 16,085           | 12,825           | 136,679                                 | 158,237           | 135,398           |
| Other transportation equipment                     | 29,955                                     | 20,777           | 14,987           | 40,719             | 21,512           | 15,521           | 282,169                                 | 282,614           | 221,156           |
| <b>Sub-Total</b>                                   | <b>695,093</b>                             | <b>829,401</b>   | <b>834,966</b>   | <b>856,337</b>     | <b>885,995</b>   | <b>790,278</b>   | <b>6,768,937</b>                        | <b>7,739,677</b>  | <b>8,327,633</b>  |
| <b>Other equipment and tools</b>                   |  |                  |                  |                    |                  |                  |   |                   |                   |
| Telephone and telegraph equipment                  | 6,789                                      | 7,124            | 7,494            | 7,948              | 8,201            | 8,288            | 69,641                                  | 77,790            | 79,964            |
| Televisions, radios and phonographs                | 28,627                                     | 24,256           | 40,041           | 33,721             | 27,734           | 35,721           | 217,482                                 | 180,779           | 266,541           |
| Electronic tubes and semi-conductors               | 11,531                                     | 7,719            | 8,140            | 12,644             | 9,112            | 8,252            | 125,384                                 | 75,743            | 81,488            |
| Other telecommunication and related equipment      | 39,741                                     | 39,178           | 51,004           | 44,693             | 45,776           | 53,010           | 382,172                                 | 376,728           | 453,627           |
| Air conditioning and refrigeration equipment       | 13,948                                     | 10,570           | 12,341           | 17,813             | 14,093           | 15,148           | 157,820                                 | 150,108           | 166,009           |
| Electric lighting fixtures and portable lamps      | 7,843                                      | 7,539            | 9,140            | 7,644              | 8,192            | 6,564            | 74,204                                  | 71,430            | 83,200            |
| Switchgear and protective equipment                | 4,562                                      | 5,359            | 5,080            | 4,471              | 6,615            | 5,060            | 44,915                                  | 56,272            | 59,285            |
| Industrial control equipment                       | 4,398                                      | 3,317            | 3,492            | 4,333              | 4,231            | 3,525            | 38,678                                  | 39,731            | 37,784            |
| Other electric lighting distribution equipment     | 10,765                                     | 10,675           | 11,171           | 11,081             | 11,934           | 38,749           | 93,722                                  | 102,671           | 139,108           |
| Auxiliary electric equipment for engines           | 9,309                                      | 9,520            | 11,706           | 8,214              | 11,904           | 5,394            | 84,531                                  | 100,221           | 120,928           |
| Electrical property measuring instruments          | 3,908                                      | 3,860            | 4,410            | 5,292              | 4,954            | 4,380            | 44,749                                  | 49,138            | 45,659            |
| Misc. measuring, controlling instruments           | 6,711                                      | 7,723            | 7,515            | 7,632              | 8,471            | 7,776            | 71,046                                  | 72,107            | 77,857            |
| Medical and related equipment                      | 5,934                                      | 7,015            | 7,403            | 7,170              | 8,958            | 7,823            | 63,606                                  | 78,879            | 82,303            |
| Navigation equipment                               | 691  | 1,889            | 8,417            | 694                | 1,483            | 1,329            | 10,205                                  | 15,585            | 20,088            |
| Other measuring, laboratory equipment etc.         | 17,361                                     | 18,462           | 19,699           | 18,377             | 20,943           | 20,400           | 171,543                                 | 204,898           | 207,239           |
| Safety and sanitation equipment                    | 4,817                                      | 5,459            | 6,945            | 5,608              | 6,087            | 6,601            | 47,845                                  | 61,554            | 69,710            |
| Service industry equipment                         | 4,938                                      | 4,857            | 5,392            | 6,580              | 6,384            | 5,043            | 55,587                                  | 56,497            | 58,294            |
| Furniture and fixtures                             | 12,087                                     | 12,465           | 14,776           | 15,108             | 15,426           | 15,654           | 132,171                                 | 120,521           | 151,551           |
| Hand tools and cutlery                             | 14,909                                     | 13,437           | 17,078           | 16,335             | 15,466           | 17,223           | 143,010                                 | 150,983           | 174,648           |
| Electronic computers                               | 24,974                                     | 27,791           | 39,285           | 29,110             | 31,915           | 35,619           | 277,359                                 | 281,166           | 350,657           |
| Other office machines and equipment                | 21,297                                     | 26,981           | 25,705           | 24,458             | 31,875           | 26,166           | 222,523                                 | 268,938           | 255,443           |
| Miscellaneous equipment and tools                  | 41,033                                     | 37,974           | 47,051           | 43,921             | 44,942           | 51,504           | 365,627                                 | 352,697           | 440,123           |
| <b>Sub-Total</b>                                   | <b>296,172</b>                             | <b>293,170</b>   | <b>363,286</b>   | <b>332,847</b>     | <b>344,695</b>   | <b>379,229</b>   | <b>2,893,819</b>                        | <b>2,944,436</b>  | <b>3,421,507</b>  |
| Outerwear, except knitted                          | 16,406                                     | 18,156           | 35,238           | 14,900             | 20,818           | 27,389           | 145,081                                 | 168,496           | 291,613           |
| Outerwear, knitted                                 | 10,802                                     | 16,371           | 23,248           | 11,563             | 18,036           | 19,035           | 129,990                                 | 156,854           | 228,631           |
| Other apparel and apparel accessories              | 11,047                                     | 13,734           | 14,179           | 10,989             | 14,066           | 14,817           | 100,885                                 | 119,960           | 127,843           |
| Footwear   | 10,701                                     | 11,755           | 16,922           | 9,437              | 11,442           | 15,232           | 119,463                                 | 140,889           | 169,312           |
| Watches, clocks, jewellery and silverware          | 9,496                                      | 10,834           | 13,779           | 10,814             | 13,264           | 13,702           | 81,941                                  | 101,857           | 119,081           |
| Sporting and recreation equipment                  | 7,290                                      | 8,256            | 12,768           | 8,443              | 8,446            | 12,614           | 86,171                                  | 94,921            | 120,976           |
| Games, toys and children's vehicles                | 7,570                                      | 7,754            | 12,971           | 7,400              | 8,188            | 11,029           | 68,203                                  | 66,183            | 83,331            |
| House furnishings                                  | 10,726                                     | 13,719           | 15,142           | 11,817             | 16,729           | 14,500           | 108,379                                 | 111,141           | 136,632           |
| Kitchen utensils, cutlery and tableware            | 11,522                                     | 12,495           | 15,147           | 12,549             | 13,605           | 14,322           | 111,552                                 | 118,064           | 135,020           |
| Other personal and household goods                 | 13,823                                     | 15,641           | 20,111           | 15,939             | 17,976           | 18,471           | 134,150                                 | 145,333           | 174,125           |
| Medicinal and pharmaceutical products              | 12,088                                     | 16,321           | 14,432           | 12,506             | 17,929           | 17,312           | 120,457                                 | 143,682           | 138,537           |
| Medical, ophthalmic, orthopaedic supplies          | 10,095                                     | 10,626           | 10,827           | 10,715             | 13,276           | 11,434           | 97,713                                  | 121,866           | 118,756           |
| Newspapers, magazines and periodicals              | 8,062                                      | 10,068           | 11,078           | 8,683              | 10,523           | 11,871           | 80,535                                  | 99,298            | 113,592           |
| Books and pamphlets                                | 14,410                                     | 18,117           | 18,887           | 17,426             | 20,583           | 18,493           | 144,981                                 | 174,787           | 188,281           |
| Other printed matter                               | 11,412                                     | 8,603            | 10,738           | 9,577              | 10,749           | 10,583           | 83,280                                  | 93,622            | 99,718            |
| Stationers' and office supplies                    | 7,268                                      | 6,653            | 6,906            | 7,704              | 8,420            | 6,344            | 67,716                                  | 70,116            | 73,894            |
| Unexposed photographic film and plates             | 8,469                                      | 8,885            | 8,714            | 11,110             | 9,790            | 8,501            | 81,219                                  | 91,406            | 94,480            |
| Other photographic goods                           | 22,692                                     | 25,421           | 26,563           | 26,668             | 25,675           | 24,172           | 226,076                                 | 220,706           | 223,073           |
| Containers and closures                            | 12,803                                     | 10,952           | 12,578           | 12,366             | 14,101           | 11,732           | 117,544                                 | 112,724           | 109,451           |
| Other end products, inedible                       | 29,075                                     | 29,496           | 35,978           | 32,074             | 34,922           | 41,304           | 271,178                                 | 301,672           | 358,073           |
| <b>Total</b>                                       | <b>1,545,207</b>                           | <b>1,729,088</b> | <b>1,848,029</b> | <b>1,800,548</b>   | <b>1,893,222</b> | <b>1,837,232</b> | <b>15,006,608</b>                       | <b>17,128,216</b> | <b>18,636,885</b> |
| <b>Special Transactions, Trade</b>                 | <b>22,777</b>                              | <b>27,960</b>    | <b>34,988</b>    | <b>28,974</b>      | <b>29,643</b>    | <b>57,850</b>    | <b>232,200</b>                          | <b>272,350</b>    | <b>436,005</b>    |
| <b>TOTAL IMPORTS</b>                               | <b>2,624,808</b>                           | <b>2,825,008</b> | <b>2,934,570</b> | <b>3,106,611</b>   | <b>3,101,535</b> | <b>3,003,146</b> | <b>25,899,701</b>                       | <b>28,819,050</b> | <b>30,892,602</b> |

° Principal trading areas; see note 9 page 42.

... Percentage change exceeds 999 percent.

TABLE M-3. IMPORTS BY COMMODITY CATEGORY

|  |             | JANUARY TO OCTOBER |                   |                  | 1976             |                    |                    |                    | JANVIER A. OCTOBRE |  |  |   | CATEGORIE DE MARCHANDISES<br><br>(English titles at left of table) |
|--|-------------|--------------------|-------------------|------------------|------------------|--------------------|--------------------|--------------------|--------------------|--|--|---|--|
| Percentage<br>Variation<br>Pourcentage         |             | United<br>States   | United<br>Kingdom | Other<br>E.E.C.  | Japan            | Other<br>O.E.C.D.  | Other<br>America   | Other<br>Countries |                    |  |  |   |  |
| Jan. to Oct.<br>Jan. à Oct.<br>75/74           | 76/75       | Etats<br>-Unis     | Royaume<br>-Uni   | Autres<br>C.E.E. | Japon            | Autres<br>O.C.D.E. | Autres<br>Amérique | Autres<br>pays     |                    |  |  |   |  |
| thousands of dollars - milliers de dollars     |             |                    |                   |                  |                  |                    |                    |                    |                    |  |  |   |  |
| <b>Produits finis, non comestibles (suite)</b> |             |                    |                   |                  |                  |                    |                    |                    |                    |  |  |   |  |
| <b>Matériel de transport (suite)</b>           |             |                    |                   |                  |                  |                    |                    |                    |                    |  |  |   |  |
| 23.6   | 1.1         | 63,734             | 5,023             | 13,716           | 966              | 6,940              | 1                  | 21                 |                    |  |  | Moteurs marins et leurs pièces                    |  |
| 2.4  | - 12.4      | 48,782             | 4,904             | 15,005           | 224              | 9,892              | 25                 | 1,858              |                    |  |  | Navires, bateaux et pièces sauf les moteurs       |  |
| - 2.1  | - 66.7      | 82,220             | 4,304             | 203              |                  | 380                | 11                 | 2,318              |                    |  |  | Avions complets, y compris moteurs                |  |
| 83.0   | - 40.4      | 98,044             | 13,677            | 604              | 11               | 90                 | 30                 | 139                |                    |  |  | Moteurs d'avions et leurs pièces                  |  |
| 15.7   | - 14.4      | 128,798            | 2,840             | 1,409            | 143              | 203                | 1,161              | 844                |                    |  |  | Pièces d'avions, sauf moteurs                     |  |
| 0.1  | - 21.7      | 114,202            | 11,161            | 32,236           | 38,517           | 7,925              | 190                | 16,925             |                    |  |  | Autre matériel de transport                       |  |
| <b>14.3</b>                                    | <b>7.5</b>  | <b>7,461,702</b>   | <b>100,583</b>    | <b>250,593</b>   | <b>351,235</b>   | <b>96,137</b>      | <b>42,728</b>      | <b>24,655</b>      |                    |  |  | <b>Sous-Total</b>                                 |  |
| <b>Autre matériel et outils</b>                |             |                    |                   |                  |                  |                    |                    |                    |                    |  |  |   |  |
| 11.7   | 2.7         | 65,406             | 4,262             | 1,585            | 4,343            | 3,465              | 72                 | 830                |                    |  |  | Matériel téléphonique et télégraphique            |  |
| - 16.8   | 47.4        | 89,816             | 1,313             | 2,435            | 116,698          | 167                | 157                | 55,955             |                    |  |  | Téléviseurs, radios et phonographes               |  |
| - 39.6   | 7.5         | 65,329             | 3,407             | 2,474            | 4,122            | 166                | 1,025              | 4,965              |                    |  |  | Tubes électroniques et semi-conducteurs           |  |
| - 1.4  | 20.4        | 271,182            | 19,132            | 15,472           | 102,716          | 3,615              | 12,110             | 29,400             |                    |  |  | Autre équipement et matériel de télécomm.         |  |
| - 4.8  | 10.5        | 145,820            | 3,403             | 6,179            | 4,234            | 4,535              | 395                | 1,444              |                    |  |  | Appareils de climatisation et réfrigération       |  |
| - 3.7  | 16.4        | 65,849             | 1,581             | 6,318            | 1,601            | 2,651              | 1,397              | 3,804              |                    |  |  | Appareils d'éclairage électrique et lampes        |  |
| 25.2   | 5.3         | 35,341             | 6,536             | 8,938            | 149              | 7,124              | 935                | 260                |                    |  |  | Mécanisme de commutation et de protection         |  |
| 2.7  | - 4.9       | 34,126             | 826               | 1,486            | 120              | 973                | 241                | 13                 |                    |  |  | Mécanisme de commande industriel                  |  |
| 9.5  | 35.4        | 85,470             | 5,023             | 35,034           | 1,386            | 8,792              | 201                | 3,203              |                    |  |  | Autre mat. élec. d'éclairage et de distribution   |  |
| 18.5   | 20.6        | 111,242            | 1,735             | 3,426            | 2,755            | 1,247              | 517                | 6                  |                    |  |  | Matériel électrique auxiliaire pour moteurs       |  |
| 9.8  | - 7.0       | 39,456             | 2,843             | 1,558            | 1,096            | 446                | 31                 | 228                |                    |  |  | Instr. à mesurer les propriétés électriques       |  |
| 1.4  | 7.9         | 70,670             | 1,807             | 2,614            | 1,277            | 1,142              | 74                 | 272                |                    |  |  | Instruments mesureurs-régulateurs divers          |  |
| 24.0   | 4.3         | 73,410             | 1,754             | 3,734            | 1,453            | 1,144              | 562                | 244                |                    |  |  | Matériel de médecine et d'usage connexe           |  |
| 52.7   | 28.8        | 18,561             | 294               | 492              | 298              | 188                | 253                | 2                  |                    |  |  | Matériel de navigation                            |  |
| 19.4   | 1.1         | 159,981            | 5,435             | 23,501           | 7,282            | 8,972              | 38                 | 2,029              |                    |  |  | Autres instruments de mesure, de laboratoire etc. |  |
| 28.6   | 13.2        | 64,533             | 1,390             | 2,627            | 197              | 891                | 2                  | 70                 |                    |  |  | Matériel de sécurité et d'assainissement          |  |
| 1.6  | 3.1         | 50,223             | 3,672             | 2,630            | 523              | 1,066              |                    | 180                |                    |  |  | Matériel pour l'industrie des services            |  |
| - 8.8  | 25.7        | 106,310            | 3,515             | 20,505           | 831              | 5,755              | 747                | 13,889             |                    |  |  | Meubles et accessoires                            |  |
| 5.5  | 15.6        | 126,116            | 11,838            | 9,919            | 11,945           | 9,016              | 941                | 4,874              |                    |  |  | Outils à main et coutellerie                      |  |
| 1.3  | 24.7        | 334,261            | 2,975             | 8,049            | 3,757            | 517                | 654                | 443                |                    |  |  | Ordinateurs électroniques                         |  |
| 20.8   | - 5.0       | 165,663            | 7,004             | 35,349           | 26,622           | 3,713              | 2,618              | 14,473             |                    |  |  | Autres machines et matériel de bureau             |  |
| - 3.5  | 24.7        | 379,171            | 5,282             | 20,219           | 20,683           | 3,531              | 2,358              | 8,879              |                    |  |  | Matériel divers et outils                         |  |
| <b>1.7</b>                                     | <b>16.2</b> | <b>2,557,937</b>   | <b>95,030</b>     | <b>214,545</b>   | <b>314,088</b>   | <b>69,117</b>      | <b>25,330</b>      | <b>145,461</b>     |                    |  |  | <b>Sous-Total</b>                                 |  |
| <b>Vêtements de dessus non tricotés</b>        |             |                    |                   |                  |                  |                    |                    |                    |                    |  |  |   |  |
| 16.1   | 73.0        | 40,224             | 7,413             | 23,289           | 5,030            | 9,952              | 23,161             | 182,544            |                    |  |  | Vêtements de dessus tricotés                      |  |
| 20.6   | 45.7        | 15,467             | 9,029             | 23,010           | 4,152            | 3,042              | 1,544              | 172,385            |                    |  |  | Autres vêtements et accessoires vestimentaires    |  |
| 18.9   | 6.5         | 38,729             | 7,663             | 12,212           | 5,089            | 3,729              | 4,016              | 56,405             |                    |  |  | Chaussures  |  |
| 17.9   | 20.1        | 13,752             | 8,404             | 51,122           | 1,226            | 25,674             | 11,551             | 57,582             |                    |  |  | Montres, horloges, bijoux et argenterie           |  |
| 24.3   | 16.9        | 48,237             | 8,428             | 19,703           | 9,702            | 14,085             | 857                | 18,069             |                    |  |  | Articles pour sports et divertissements           |  |
| 10.1   | 27.4        | 66,679             | 5,404             | 12,188           | 7,907            | 16,527             | 1,450              | 10,821             |                    |  |  | Jeux, jouets et véhicules d'enfants               |  |
| - 2.9  | 25.9        | 43,425             | 5,404             | 3,969            | 5,992            | 853                | 676                | 23,011             |                    |  |  | Fournitures de maison                             |  |
| 2.5  | 22.9        | 80,619             | 9,885             | 6,738            | 3,085            | 3,008              | 1,115              | 32,182             |                    |  |  | Ustensiles de cuisine, de table et coutellerie    |  |
| 5.8  | 14.3        | 52,972             | 28,792            | 15,774           | 16,544           | 3,944              | 670                | 16,324             |                    |  |  | Autres effets personnels et articles ménagers     |  |
| 8.3  | 19.8        | 90,690             | 13,561            | 25,730           | 13,445           | 6,719              | 2,968              | 21,012             |                    |  |  | Médicaments et produits pharmaceutiques           |  |
| 19.2   | - 3.5       | 66,512             | 20,398            | 22,854           | 1,151            | 13,643             | 10,846             | 3,133              |                    |  |  | Fournitures médic. ophtalmiques et orthopédiques  |  |
| 24.7   | - 2.5       | 86,461             | 3,673             | 18,600           | 2,823            | 4,732              | 1,390              | 1,079              |                    |  |  | Journaux, revues et périodiques                   |  |
| 23.2   | 14.3        | 101,861            | 3,663             | 7,345            | 56               | 492                | 16                 | 158                |                    |  |  | Livres et brochures                               |  |
| 20.5   | 7.7         | 148,431            | 13,841            | 23,287           | 375              | 1,462              | 19                 | 866                |                    |  |  | Autres imprimés                                   |  |
| 12.4   | 6.5         | 85,018             | 5,050             | 4,191            | 2,328            | 1,879              | 265                | 985                |                    |  |  | Fournitures de papeteries et de bureau            |  |
| 3.5  | 5.3         | 54,446             | 5,362             | 6,549            | 4,717            | 1,152              | 21                 | 1,648              |                    |  |  | Films, plaques vierges pour photographie          |  |
| 12.5   | 3.3         | 54,862             | 17,682            | 10,121           | 10,280           | 1,488              | 30                 | 17                 |                    |  |  | Autres articles photographiques                   |  |
| - 2.3  | 1.0         | 150,750            | 3,481             | 19,111           | 42,437           | 2,284              | 135                | 4,875              |                    |  |  | Récipients et fermetures                          |  |
| - 4.1  | - 2.9       | 97,723             | 3,378             | 3,982            | 747              | 1,602              | 216                | 1,803              |                    |  |  | Autres produits finis, non comestibles            |  |
| 11.2   | 18.6        | 243,234            | 24,404            | 26,447           | 27,522           | 11,684             | 3,005              | 21,777             |                    |  |  |   |  |
| <b>14.1</b>                                    | <b>8.8</b>  | <b>14,713,047</b>  | <b>594,480</b>    | <b>1,055,941</b> | <b>903,824</b>   | <b>405,818</b>     | <b>133,695</b>     | <b>830,080</b>     |                    |  |  | <b>Total</b>                                      |  |
| <b>Transactions spéciales commerciales</b>     |             |                    |                   |                  |                  |                    |                    |                    |                    |  |  |   |  |
| 17.2   | 60.0        | 284,175            | 22,169            | 38,268           | 25,127           | 11,592             | 11,476             | 43,197             |                    |  |  |   |  |
| <b>11.2</b>                                    | <b>7.1</b>  | <b>21,088,567</b>  | <b>956,084</b>    | <b>1,680,004</b> | <b>1,231,536</b> | <b>1,004,315</b>   | <b>1,742,724</b>   | <b>3,189,371</b>   |                    |  |  | <b>TOTAL DES IMPORTATIONS</b>                     |  |

\* Marchés principaux; voir note 9 page 42.

... La variation en pourcentage est en excès de 999 pourcent.

TABLE M-4. IMPORTS BY PROVINCE OF CLEARANCE

TABLEAU M-4. IMPORTATIONS PAR PROVINCE DE DEDOUANEMENT

|   |       | thousands of dollars - milliers de dollars |   |  |  |                                       |   |                       |
|---|-------|--|---|--|--|---------------------------------------|---|-----------------------|
| PROVINCE<br>OF CLEARANCE                      | YEAR  | Live<br>Animals                            | Food, Feed,<br>Beverages<br>And Tobacco           | Crude<br>Materials,<br>Inedible        | Fabricated<br>Materials,<br>Inedible           | End<br>Products,<br>Inedible          | Special<br>Transactions,<br>Trade         | Total<br>Imports      |
| PROVINCE<br>DE DEDOUANEMENT                   | ANNEE | Animaux<br>vivants                         | Aliments,<br>proviendes,<br>boissons<br>et tabacs | Matières<br>brutes, non<br>comestibles | Matières<br>travaillées,<br>non<br>comestibles | Produits<br>finis, non<br>comestibles | Transactions<br>spéciales<br>commerciales | Total<br>Importations |
| <b>JANUARY TO OCTOBER - JANVIER A OCTOBRE</b> |       |  |   |  |  |                                       |   |                       |
| Newfoundland                                  | 1974  | 3  | 6,139   | 165,111                                | 29,869   | 35,548                                | 1,100                                     | 237,770               |
| Terre-Neuve                                   | 1975  | 4  | 5,842   | 267,660                                | 21,006   | 47,317                                | 1,564                                     | 343,393               |
|   | 1976  |  | 5,291   | 40,317                                 | 12,527   | 32,185                                | 1,054                                     | 91,374                |
| Nova Scotia                                   | 1974  | 3,029                                      | 43,294  | 522,216                                | 74,205   | 280,870                               | 2,161                                     | 925,775               |
| Nouvelle-Ecosse                               | 1975  | 3,873                                      | 34,017  | 607,183                                | 79,935   | 320,655                               | 3,120                                     | 1,048,783             |
|   | 1976  | 2,927                                      | 39,721  | 599,473                                | 45,694   | 337,162                               | 4,890                                     | 1,029,866             |
| Prince Edward Island                          | 1974  | 16   | 1,073   | 218                                    | 1,399  | 3,022                                 | 172                                       | 5,899                 |
| Ile-du-Prince-Edouard                         | 1975  |  | 1,629   | 142                                    | 868  | 3,048                                 | 231                                       | 5,918                 |
|   | 1976  | 42   | 1,538   | 182                                    | 633  | 2,636                                 | 245                                       | 5,277                 |
| New Brunswick                                 | 1974  | 453  | 163,614   | 280,585                                | 55,121   | 110,940                               | 3,224                                     | 613,936               |
| Nouveau-Brunswick                             | 1975  | 677  | 170,104   | 341,275                                | 73,396   | 143,592                               | 3,414                                     | 732,458               |
|   | 1976  | 526  | 139,207   | 385,895                                | 70,583   | 110,865                               | 10,082                                    | 717,158               |
| Quebec  | 1974  | 6,588                                      | 617,807   | 1,585,562                              | 1,660,542                                      | 2,527,216                             | 55,911                                    | 6,453,626             |
| Québec  | 1975  | 6,490                                      | 699,533   | 1,961,058                              | 1,454,879                                      | 2,942,463                             | 64,862                                    | 7,129,285             |
|   | 1976  | 6,313                                      | 686,662   | 2,208,551                              | 1,463,329                                      | 2,897,647                             | 117,397                                   | 7,379,899             |
| Ontario                                       | 1974  | 47,009                                     | 628,335   | 612,023                                | 2,610,394                                      | 9,516,511                             | 131,283                                   | 13,545,555            |
| Ontario                                       | 1975  | 30,345                                     | 751,152   | 864,679                                | 2,462,545                                      | 10,863,993                            | 155,455                                   | 15,128,169            |
|   | 1976  | 67,776                                     | 823,846   | 859,357                                | 2,673,074                                      | 11,977,261                            | 217,561                                   | 16,618,875            |
| Manitoba                                      | 1974  | 9,475                                      | 74,942  | 25,652                                 | 110,926  | 541,287                               | 7,384                                     | 769,667               |
| Manitoba                                      | 1975  | 4,783                                      | 81,143  | 23,901                                 | 127,766  | 677,807                               | 8,278                                     | 923,679               |
|   | 1976  | 6,135                                      | 96,865  | 29,223                                 | 134,922  | 707,500                               | 14,013                                    | 988,658               |
| Saskatchewan                                  | 1974  | 7,170                                      | 19,791  | 12,646                                 | 47,147   | 165,449                               | 1,665                                     | 253,868               |
| Saskatchewan                                  | 1975  | 1,852                                      | 20,055  | 8,414                                  | 49,447   | 250,727                               | 2,017                                     | 332,512               |
|   | 1976  | 1,061                                      | 23,389  | 11,371                                 | 51,155   | 285,544                               | 4,119                                     | 376,638               |
| Alberta                                       | 1974  | 14,468                                     | 50,316  | 15,626                                 | 139,749  | 518,305                               | 9,528                                     | 747,993               |
| Alberta                                       | 1975  | 8,852                                      | 68,745  | 19,208                                 | 189,511  | 689,020                               | 12,120                                    | 987,456               |
|   | 1976  | 3,940                                      | 88,208  | 16,743                                 | 197,944  | 852,172                               | 18,669                                    | 1,177,675             |
| British Columbia                              | 1974  | 7,268                                      | 297,737   | 123,817                                | 588,772  | 1,305,050                             | 19,078                                    | 2,341,722             |
| Colombie Britannique                          | 1975  | 7,491                                      | 321,586   | 171,367                                | 475,319  | 1,186,558                             | 20,991                                    | 2,183,311             |
|   | 1976  | 6,757                                      | 353,037   | 180,562                                | 484,138  | 1,431,090                             | 47,136                                    | 2,502,721             |
| All provinces *                               | 1974  | 95,481                                     | 1,903,285   | 3,343,554                              | 5,318,573                                      | 15,006,608                            | 232,200                                   | 25,899,701            |
| Ensemble des provinces *                      | 1975  | 64,366                                     | 2,154,071   | 4,265,028                              | 4,935,018                                      | 17,128,216                            | 272,350                                   | 28,819,050            |
|   | 1976  | 95,480                                     | 2,258,119   | 4,331,835                              | 5,134,279                                      | 18,636,885                            | 436,005                                   | 30,892,602            |
| <b>OCTOBER - OCTOBRE</b>                      |       |  |   |  |  |                                       |   |                       |
| Newfoundland                                  | 1974  | 1  | 852   | 8,308                                  | 8,007  | 3,470                                 | 173                                       | 20,810                |
| Terre-Neuve                                   | 1975  |  | 848   | 18,091                                 | 3,566  | 8,413                                 | 80  | 30,998                |
|   | 1976  |  | 510   | 871                                    | 1,667  | 3,176                                 | 144                                       | 6,367                 |
| Nova Scotia                                   | 1974  | 6  | 5,198   | 59,220                                 | 5,995  | 29,526                                | 185                                       | 100,130               |
| Nouvelle-Ecosse                               | 1975  | 174  | 1,941   | 23,501                                 | 3,967  | 20,366                                | 231                                       | 50,180                |
|   | 1976  | 76   | 2,305   | 39,232                                 | 2,871  | 22,832                                | 441                                       | 67,758                |
| Prince Edward Island                          | 1974  |  | 127   | 7                                      | 91   | 330                                   | 22  | 577                   |
| Ile-du-Prince-Edouard                         | 1975  |  | 99  | 6                                      | 28   | 288                                   | 16  | 437                   |
|   | 1976  |  | 210   | 40                                     | 33   | 227                                   | 44  | 554                   |
| New Brunswick                                 | 1974  | 53   | 27,888  | 35,377                                 | 4,702  | 12,713                                | 355                                       | 81,088                |
| Nouveau-Brunswick                             | 1975  | 61   | 15,125  | 1,220                                  | 8,099  | 11,541                                | 263                                       | 36,310                |
|   | 1976  | 56   | 10,525  | 23,666                                 | 4,605  | 13,458                                | 1,142                                     | 53,451                |
| Quebec  | 1974  | 368  | 61,264  | 187,401                                | 186,627  | 283,441                               | 8,003                                     | 727,105               |
| Québec  | 1975  | 829  | 73,303  | 181,300                                | 179,057  | 316,788                               | 7,178                                     | 758,453               |
|   | 1976  | 436  | 74,034  | 168,242                                | 141,017  | 292,410                               | 12,692                                    | 688,830               |
| Ontario                                       | 1974  | 6,024                                      | 94,076  | 73,490                                 | 316,712  | 1,174,026                             | 14,826                                    | 1,679,153             |
| Ontario                                       | 1975  | 3,798                                      | 115,118   | 104,448                                | 269,904  | 1,256,150                             | 16,557                                    | 1,765,975             |
|   | 1976  | 7,264                                      | 113,611   | 95,981                                 | 251,630  | 1,196,936                             | 31,775                                    | 1,697,196             |
| Manitoba                                      | 1974  | 916  | 9,470   | 2,700                                  | 13,251   | 75,107                                | 946                                       | 102,389               |
| Manitoba                                      | 1975  | 461  | 9,530   | 1,950                                  | 15,644   | 68,887                                | 1,285                                     | 97,758                |
|   | 1976  | 1,539                                      | 10,331  | 2,162                                  | 14,351   | 61,605                                | 1,394                                     | 91,382                |
| Saskatchewan                                  | 1974  | 743  | 1,633   | 1,080                                  | 4,468  | 21,004                                | 294                                       | 29,223                |
| Saskatchewan                                  | 1975  | 72   | 1,475   | 1,171                                  | 5,110  | 18,683                                | 121                                       | 26,632                |
|   | 1976  | 160  | 2,765   | 1,502                                  | 6,015  | 29,215                                | 712                                       | 40,369                |
| Alberta                                       | 1974  | 3,821                                      | 6,125   | 1,578                                  | 17,150   | 58,268                                | 1,745                                     | 88,687                |
| Alberta                                       | 1975  | 306  | 7,207   | 1,322                                  | 20,851   | 66,401                                | 1,795                                     | 97,882                |
|   | 1976  | 589  | 9,344   | 1,557                                  | 18,497   | 77,191                                | 2,934                                     | 110,113               |
| British Columbia                              | 1974  | 610  | 36,241  | 19,174                                 | 76,256   | 142,403                               | 2,360                                     | 277,045               |
| Colombie Britannique                          | 1975  | 308  | 45,539  | 21,993                                 | 41,197   | 125,530                               | 2,109                                     | 236,677               |
|   | 1976  | 428  | 36,729  | 13,858                                 | 49,216   | 139,944                               | 6,442                                     | 246,618               |
| All provinces *                               | 1974  | 12,543                                     | 242,899   | 388,335                                | 633,313  | 1,800,548                             | 28,974                                    | 3,106,611             |
| Ensemble des provinces *                      | 1975  | 6,010                                      | 270,207   | 355,002                                | 547,451  | 1,893,222                             | 29,643                                    | 3,101,535             |
|   | 1976  | 10,549                                     | 260,464   | 347,110                                | 489,941  | 1,837,232                             | 57,850                                    | 3,003,146             |

\* Includes Yukon - Y compris le Yukon

**III**

**Exports**

---

**Exportations**

TABLE X-1. EXPORTS TO PRINCIPAL TRADING AREAS

TABLEAU X-1. EXPORTATIONS VERS LES MARCHÉS PRINCIPAUX

|   |       | thousands of dollars - milliers de dollars |   |                                  |                                       |                                 |                                     |                               |                      |
|---|-------|--|---|----------------------------------|---------------------------------------|---------------------------------|-------------------------------------|-------------------------------|----------------------|
| TRADING AREA                                  | YEAR  | Live Animals                               | Food, Feed, Beverages And Tobacco       | Crude Materials, Inedible        | Fabricated Materials, Inedible        | End Products, Inedible          | Special Transactions, Trade         | Total Domestic Exports        | Total Re-Exports     |
| ZONE DE COMMERCE                              | ANNEE | Animaux vivants                            | Aliments, provendes, boissons et tabacs | Matières brutes, non comestibles | Matières travaillées, non comestibles | Produits finis, non comestibles | Transactions spéciales commerciales | Total exportations nationales | Total réexportations |
| <b>JANUARY TO OCTOBER - JANVIER A OCTOBRE</b> |       |  |   |                                  |                                       |                                 |                                     |                               |                      |
| United States                                 | 1974  | 63,469                                     | 664,908                                 | 4,091,235                        | 5,907,994                             | 6,296,515                       | 42,928                              | 17,067,049                    | 524,854              |
| Etats-Unis                                    | 1975  | 40,253                                     | 702,289                                 | 4,227,031                        | 5,470,780                             | 6,771,204                       | 45,507                              | 17,257,065                    | 526,484              |
|   | 1976  | 90,457                                     | 777,315                                 | 4,425,346                        | 6,912,552                             | 8,299,683                       | 92,732                              | 20,598,086                    | 533,074              |
| United Kingdom                                | 1974  | 635  | 324,868                                 | 295,640                          | 825,362                               | 138,896                         | 157                                 | 1,585,559                     | 13,414               |
| Royaume-Uni                                   | 1975  | 234  | 306,040                                 | 337,477                          | 704,328                               | 148,471                         | 553                                 | 1,497,103                     | 19,117               |
|   | 1976  | 400  | 313,294                                 | 293,550                          | 779,619                               | 122,148                         | 3,411                               | 1,512,422                     | 17,605               |
| Other E.E.C.                                  | 1974  | 2,335                                      | 393,284                                 | 516,378                          | 670,454                               | 202,227                         | 639                                 | 1,785,317                     | 24,073               |
| Autres C.E.E.                                 | 1975  | 2,146                                      | 357,115                                 | 530,696                          | 762,957                               | 248,258                         | 435                                 | 1,901,608                     | 31,304               |
|   | 1976  | 2,995                                      | 365,117                                 | 569,851                          | 862,186                               | 289,468                         | 4,291                               | 2,093,908                     | 26,930               |
| Japan   | 1974  | 1,687                                      | 408,230                                 | 1,019,756                        | 390,550                               | 52,389                          | 8                                   | 1,872,620                     | 3,711                |
| Japon   | 1975  | 1,239                                      | 462,510                                 | 978,595                          | 292,560                               | 56,737                          | 49                                  | 1,791,689                     | 4,124                |
|   | 1976  | 1,751                                      | 554,100                                 | 1,022,752                        | 378,849                               | 48,447                          | 678                                 | 2,006,578                     | 3,912                |
| Other O.E.C.D.                                | 1974  | 1,763                                      | 107,214                                 | 272,922                          | 298,612                               | 236,876                         | 446                                 | 917,833                       | 18,478               |
| Autres O.C.D.E.                               | 1975  | 1,162                                      | 67,571                                  | 223,539                          | 236,065                               | 221,765                         | 1,981                               | 752,083                       | 20,788               |
|   | 1976  | 2,121                                      | 61,189                                  | 251,195                          | 261,269                               | 254,961                         | 4,565                               | 835,300                       | 18,504               |
| Other America                                 | 1974  | 5,338                                      | 386,428                                 | 67,708                           | 388,493                               | 351,652                         | 4,433                               | 1,204,052                     | 20,288               |
| Autres Amérique                               | 1975  | 5,039                                      | 275,814                                 | 48,313                           | 411,944                               | 520,959                         | 5,567                               | 1,267,637                     | 22,111               |
|   | 1976  | 6,342                                      | 423,590                                 | 61,052                           | 421,482                               | 505,670                         | 8,734                               | 1,426,870                     | 18,109               |
| Other Countries                               | 1974  | 2,398                                      | 807,052                                 | 113,447                          | 448,208                               | 234,557                         | 5,077                               | 1,610,738                     | 26,986               |
| Autres Pays                                   | 1975  | 3,861                                      | 1,072,690                               | 122,686                          | 421,565                               | 505,916                         | 3,747                               | 2,130,465                     | 34,677               |
|   | 1976  | 2,812                                      | 931,543                                 | 172,654                          | 399,562                               | 538,228                         | 14,231                              | 2,059,030                     | 40,773               |
| All Countries                                 | 1974  | 77,625                                     | 3,091,982                               | 6,377,086                        | 8,929,674                             | 7,513,112                       | 53,690                              | 26,043,169                    | 631,803              |
| Ensemble des pays                             | 1975  | 53,935                                     | 3,244,031                               | 6,468,336                        | 8,300,199                             | 8,473,309                       | 57,839                              | 26,597,649                    | 658,605              |
|   | 1976  | 106,878                                    | 3,426,147                               | 6,796,400                        | 10,015,519                            | 10,058,607                      | 128,644                             | 30,532,195                    | 658,907              |
| <b>OCTOBER - OCTOBRE</b>                      |       |  |   |                                  |                                       |                                 |                                     |                               |                      |
| United States                                 | 1974  | 5,475                                      | 79,014                                  | 467,801                          | 638,547                               | 822,897                         | 10,903                              | 2,024,637                     | 61,766               |
| Etats-Unis                                    | 1975  | 11,758                                     | 95,165                                  | 444,356                          | 574,029                               | 859,028                         | 5,747                               | 1,990,083                     | 63,517               |
|   | 1976  | 11,684                                     | 88,856                                  | 429,671                          | 709,859                               | 775,168                         | 13,705                              | 2,028,943                     | 64,015               |
| United Kingdom                                | 1974  | 1  | 62,161                                  | 39,734                           | 90,449                                | 11,468                          | 69                                  | 203,880                       | 1,935                |
| Royaume-Uni                                   | 1975  | 9  | 8,458                                   | 19,651                           | 59,854                                | 12,684                          | 123                                 | 100,778                       | 2,269                |
|   | 1976  | 28   | 32,639                                  | 17,739                           | 78,277                                | 11,727                          | 118                                 | 140,528                       | 1,341                |
| Other E.E.C.                                  | 1974  | 249  | 84,480                                  | 79,050                           | 90,106                                | 22,596                          | 17                                  | 276,497                       | 2,038                |
| Autres C.E.E.                                 | 1975  | 302  | 24,917                                  | 40,079                           | 47,214                                | 25,642                          | 9                                   | 138,163                       | 4,426                |
|   | 1976  | 384  | 68,788                                  | 62,554                           | 79,185                                | 19,792                          | 177                                 | 230,880                       | 3,110                |
| Japan   | 1974  | 154  | 16,063                                  | 92,729                           | 33,700                                | 6,834                           | 1                                   | 149,481                       | 239                  |
| Japon   | 1975  | 70   | 63,816                                  | 116,051                          | 19,195                                | 5,378                           |                                     | 204,511                       | 274                  |
|   | 1976  | 300  | 53,424                                  | 100,095                          | 51,018                                | 4,804                           | 14                                  | 209,655                       | 256                  |
| Other O.E.C.D.                                | 1974  | 262  | 10,103                                  | 36,588                           | 33,221                                | 26,831                          | 2                                   | 107,008                       | 1,598                |
| Autres O.C.D.E.                               | 1975  | 618  | 8,763                                   | 6,131                            | 18,142                                | 27,068                          | 12                                  | 60,735                        | 2,681                |
|   | 1976  | 595  | 11,073                                  | 10,653                           | 22,677                                | 23,228                          | 108                                 | 68,335                        | 1,505                |
| Other America                                 | 1974  | 145  | 41,470                                  | 5,506                            | 47,803                                | 37,037                          | 193                                 | 132,155                       | 1,786                |
| Autres Amérique                               | 1975  | 451  | 21,564                                  | 5,901                            | 31,794                                | 51,797                          | 90                                  | 111,598                       | 2,435                |
|   | 1976  | 273  | 61,335                                  | 6,717                            | 45,225                                | 39,088                          | 354                                 | 152,991                       | 1,548                |
| Other Countries                               | 1974  | 355  | 69,872                                  | 11,341                           | 40,507                                | 28,274                          | 731                                 | 151,080                       | 3,582                |
| Autres Pays                                   | 1975  | 534  | 209,942                                 | 15,002                           | 36,285                                | 57,692                          | 375                                 | 319,829                       | 4,055                |
|   | 1976  | 402  | 68,264                                  | 27,986                           | 43,131                                | 53,217                          | 1,033                               | 194,033                       | 2,764                |
| All Countries                                 | 1974  | 6,640                                      | 363,163                                 | 732,750                          | 974,333                               | 955,938                         | 11,915                              | 3,044,739                     | 72,943               |
| Ensemble des pays                             | 1975  | 13,744                                     | 432,624                                 | 647,171                          | 786,512                               | 1,039,289                       | 6,356                               | 2,925,696                     | 79,656               |
|   | 1976  | 13,666                                     | 384,379                                 | 655,414                          | 1,029,372                             | 927,024                         | 15,510                              | 3,025,365                     | 74,540               |

\* Principal trading areas; see note 9 page 42.  
 Marchés principaux; voir note 9 page 42.

TABLE X-2. DOMESTIC EXPORTS BY COUNTRY

TABLEAU X-2. EXPORTATIONS NATIONALES PAR PAYS

| COUNTRY<br>PAYS                             | September<br>Septembre |                |                | October<br>Octobre |                |                | January to October<br>Janvier à Octobre |                  |                  | Percentage<br>variation<br>Pourcentage |              |              |
|---|------------------------|----------------|----------------|--------------------|----------------|----------------|---|------------------|------------------|--|--------------|--------------|
|   | 1974                   | 1975           | 1976           | 1974               | 1975           | 1976           | 1974                                    | 1975             | 1976             | Jan. to Oct.<br>Jan. à Oct.            | 75/74 76/75  |              |
| thousands of dollars - milliers de dollars  |                        |                |                |                    |                |                |   |                  |                  |  |              |              |
| <b>Western Europe</b><br>Europe occidentale |                        |                |                |                    |                |                |   |                  |                  |  |              |              |
| United Kingdom                              | Royaume-Uni            | 137,546        | 128,843        | 144,173            | 203,880        | 100,778        | 140,528                                 | 1,585,559        | 1,497,103        | 1,512,422                              | - 5.5        | 1.0          |
| Gibraltar                                   | Gibraltar              |                |                |                    | 50             |                |   | 117              | 12,116           | 3,158                                  | ...          | - 73.9       |
| Ireland                                     | Irlande                | 1,828          | 2,210          | 1,649              | 2,740          | 1,087          | 1,161                                   | 28,215           | 14,512           | 24,128                                 | - 48.5       | 66.2         |
| Malta                                       | Malte                  | 7              | 5              | 41                 | 2,508          | 327            | 33                                      | 5,470            | 2,450            | 1,026                                  | - 55.2       | - 58.1       |
| Austria                                     | Autriche               | 1,585          | 1,282          | 902                | 2,707          | 1,432          | 1,532                                   | 16,085           | 17,044           | 17,977                                 | 5.9          | 5.4          |
| Belgium-Luxemb.                             | Belgique-Lux.          | 25,337         | 36,001         | 40,556             | 44,572         | 14,547         | 39,485                                  | 302,140          | 294,884          | 382,370                                | - 2.4        | 29.6         |
| Denmark                                     | Danemark               | 2,127          | 2,259          | 2,560              | 2,318          | 2,065          | 2,042                                   | 21,094           | 21,796           | 25,318                                 | 3.3          | 16.1         |
| Finland                                     | Finlande               | 1,118          | 811            | 916                | 2,529          | 784            | 1,032                                   | 15,315           | 14,630           | 13,705                                 | - 4.4        | - 6.3        |
| France                                      | France                 | 19,263         | 33,781         | 44,285             | 36,982         | 21,375         | 28,727                                  | 268,503          | 294,508          | 331,899                                | 9.6          | 12.6         |
| Germany West                                | Allemagne ouest        | 43,901         | 64,815         | 56,886             | 61,442         | 44,058         | 74,432                                  | 447,095          | 505,917          | 553,940                                | 13.1         | 9.4          |
| Greece                                      | Grèce                  | 598            | 1,617          | 939                | 1,285          | 1,379          | 1,074                                   | 41,886           | 32,269           | 24,639                                 | - 22.9       | - 23.6       |
| Iceland                                     | Islande                | 56             | 91             | 57                 | 241            | 111            | 93                                      | 1,065            | 903              | 886                                    | - 15.2       | - 1.9        |
| Italy                                       | Italie                 | 40,760         | 37,608         | 49,086             | 78,802         | 24,220         | 48,727                                  | 398,840          | 386,328          | 437,409                                | - 3.1        | 13.2         |
| Netherlands                                 | Pays-Bas               | 25,646         | 35,899         | 29,030             | 49,640         | 30,811         | 36,307                                  | 319,429          | 383,664          | 338,844                                | 20.1         | - 11.6       |
| Norway                                      | Norvège                | 18,403         | 14,867         | 15,263             | 18,380         | 3,471          | 1,234                                   | 188,149          | 156,068          | 127,346                                | - 17.0       | - 18.4       |
| Portugal                                    | Portugal               | 1,654          | 1,056          | 2,225              | 2,343          | 343            | 1,396                                   | 26,571           | 15,129           | 15,260                                 | - 43.0       | 0.8          |
| Spain                                       | Espagne                | 13,671         | 9,543          | 8,439              | 20,058         | 5,010          | 8,751                                   | 98,112           | 93,926           | 102,458                                | - 4.2        | 9.0          |
| Sweden                                      | Suède                  | 5,567          | 5,229          | 6,843              | 6,973          | 7,313          | 9,088                                   | 85,256           | 75,779           | 78,400                                 | - 11.1       | 3.4          |
| Switzerland                                 | Suisse                 | 4,666          | 3,783          | 7,905              | 6,606          | 12,225         | 12,256                                  | 81,404           | 66,293           | 72,518                                 | - 18.5       | 9.3          |
| <b>Total</b>                                |                        | <b>343,732</b> | <b>379,703</b> | <b>411,755</b>     | <b>544,057</b> | <b>271,335</b> | <b>407,898</b>                          | <b>3,930,305</b> | <b>3,885,317</b> | <b>4,063,703</b>                       | <b>- 1.1</b> | <b>4.5</b>   |
| <b>Eastern Europe</b><br>Europe orientale   |                        |                |                |                    |                |                |   |                  |                  |  |              |              |
| Albania                                     | Albanie                |                |                |                    |                |                |   | 6,305            | 10,487           | 96                                     | 66.3         | - 99.0       |
| Bulgaria                                    | Bulgarie               | 9              | 398            | 1,461              | 3,671          |                | 1,184                                   | 4,181            | 2,339            | 4,377                                  | - 44.0       | 87.1         |
| Czechoslovakia                              | Tchécoslovaquie        | 229            | 1,089          | 6,316              | 1,950          | 1,687          | 584                                     | 18,074           | 9,183            | 11,597                                 | - 49.1       | 26.2         |
| Germany East                                | Allemagne est          | 153            | 1,886          | 12,962             | 395            |                | 205                                     | 2,843            | 3,857            | 18,538                                 | 35.6         | 380.6        |
| Hungary                                     | Hongrie                | 332            | 491            | 214                | 366            | 526            | 253                                     | 5,693            | 5,862            | 4,349                                  | 2.9          | - 25.8       |
| Poland                                      | Pologne                | 19,013         | 615            | 8,861              | 13,256         | 32,585         | 18,147                                  | 82,400           | 89,585           | 90,577                                 | 8.7          | 1.1          |
| Romania                                     | Roumanie               | 1,493          | 28,914         | 152                | 45             | 5,219          | 6,280                                   | 4,351            | 42,615           | 30,402                                 | 879.4        | - 28.6       |
| USSR  | URSS                   | 1,053          | 45,852         | 5,178              | 1,571          | 112,127        | 32,753                                  | 18,311           | 236,733          | 519,596                                | ...          | 119.4        |
| Yugoslavia                                  | Yougoslavie            | 1,924          | 497            | 915                | 1,739          | 2,411          | 200                                     | 23,761           | 31,401           | 13,337                                 | 32.1         | - 57.5       |
| <b>Total</b>                                |                        | <b>24,205</b>  | <b>79,742</b>  | <b>36,058</b>      | <b>22,992</b>  | <b>154,554</b> | <b>59,606</b>                           | <b>165,918</b>   | <b>432,062</b>   | <b>692,869</b>                         | <b>160.4</b> | <b>60.3</b>  |
| <b>Middle East</b><br>Moyen-Orient          |                        |                |                |                    |                |                |   |                  |                  |  |              |              |
| Bahrain                                     | Bahreïn                | 4              | 43             | 85                 | 515            | 72             | 325                                     | 692              | 1,097            | 1,371                                  | 58.4         | 24.9         |
| Cyprus                                      | Chypre                 |                | 1,671          | 72                 | 37             | 46             | 635                                     | 1,617            | 2,114            | 1,440                                  | 30.7         | - 31.9       |
| Qatar                                       | Qatar                  | 69             | 358            | 738                | 296            | 121            | 344                                     | 1,208            | 874              | 3,127                                  | - 27.6       | 257.6        |
| Emirates, U.A.                              | Emirats A.U.           | 333            | 800            | 1,135              | 401            | 1,045          | 953                                     | 2,797            | 3,578            | 8,872                                  | 27.9         | 147.9        |
| Ethiopia                                    | Ethiopie               | 4              | 70             | 79                 | 8              | 41             | 52                                      | 1,164            | 2,350            | 2,930                                  | 101.8        | 24.6         |
| Iran  | Iran                   | 2,192          | 16,511         | 15,719             | 4,908          | 15,464         | 5,832                                   | 37,745           | 126,684          | 114,165                                | 235.6        | - 9.8        |
| Iraq  | Irak                   | 1,007          | 179            | 89                 | 1,874          | 1,591          | 759                                     | 12,017           | 58,112           | 35,305                                 | 383.5        | - 39.2       |
| Israel                                      | Israël                 | 3,386          | 5,479          | 1,692              | 1,600          | 7,226          | 5,191                                   | 37,354           | 50,871           | 42,902                                 | 36.1         | - 15.6       |
| Jordan                                      | Jordanie               | 32             | 132            | 115                | 73             | 1,014          | 312                                     | 1,599            | 2,075            | 2,207                                  | 29.7         | 6.3          |
| Kuwait                                      | Koweït                 | 233            | 3,483          | 2,737              | 328            | 3,250          | 1,285                                   | 3,270            | 10,262           | 12,226                                 | 213.8        | 19.1         |
| Lebanon                                     | Liban                  | 7,786          | 7,528          | 80                 | 4,644          | 5,903          | 3                                       | 39,301           | 39,781           | 2,646                                  | 1.2          | - 93.3       |
| Libya                                       | Libye                  | 124            | 939            | 191                | 984            | 481            | 54                                      | 4,259            | 19,206           | 8,344                                  | 350.9        | - 56.5       |
| Saudi Arabia                                | Arabie Saoudite        | 1,072          | 3,686          | 5,512              | 1,005          | 4,703          | 16,676                                  | 11,703           | 27,692           | 72,953                                 | 136.6        | 163.4        |
| Somalia                                     | Somalie                | 20             | 106            |                    |                |                | 108                                     | 107              | 1,240            | 989                                    | ...          | - 20.2       |
| Yemen                                       | Yémen                  | 8              | 1,343          | 111                | 964            | 181            | 52                                      | 4,826            | 4,582            | 2,660                                  | - 5.0        | - 41.9       |
| Sudan                                       | Soudan                 | 202            | 494            | 20                 | 44             | 660            | 155                                     | 2,137            | 3,953            | 2,449                                  | 84.9         | - 38.0       |
| Syria                                       | Syrie                  | 2,789          | 567            | 307                | 60             | 625            | 162                                     | 13,692           | 4,307            | 9,059                                  | - 68.5       | 110.3        |
| Turkey                                      | Turquie                | 1,712          | 2,633          | 5,720              | 2,625          | 2,509          | 2,346                                   | 47,075           | 38,772           | 52,725                                 | - 17.6       | 35.9         |
| Egyptian A.R.                               | Egypte, R.A.           | 1,047          | 532            | 9,631              | 4,525          | 88             | 428                                     | 9,963            | 6,356            | 19,158                                 | - 36.2       | 201.4        |
| <b>Total</b>                                |                        | <b>22,022</b>  | <b>46,553</b>  | <b>44,031</b>      | <b>24,891</b>  | <b>45,022</b>  | <b>35,672</b>                           | <b>232,527</b>   | <b>403,907</b>   | <b>395,526</b>                         | <b>73.7</b>  | <b>- 2.0</b> |

... Percentage change exceeds 999 percent.

La variation en pourcentage est en excès de 999 pourcent.

TABLE X-2. DOMESTIC EXPORTS BY COUNTRY

TABLEAU X-2. EXPORTATIONS NATIONALES PAR PAYS

| COUNTRY<br>PAYS                              | September<br>Septembre |                |                | October<br>Octobre |                |                | January to October<br>Janvier à Octobre |                  |                  | Percentage<br>variation<br>Pourcentage |                  |      |
|--|------------------------|----------------|----------------|--------------------|----------------|----------------|---|------------------|------------------|--|------------------|------|
|  | 1974                   | 1975           | 1976           | 1974               | 1975           | 1976           | 1974                                    | 1975             | 1976             | Jan. to Oct.<br>Jan. à Oct.            | 75/74 76/75      |      |
| thousands of dollars - milliers de dollars   |                        |                |                |                    |                |                |   |                  |                  |  |                  |      |
| <b>Other Africa</b><br>Autres pays d'Afrique |                        |                |                |                    |                |                |   |                  |                  |  |                  |      |
| The Gambia                                   | La Gambie              | 3              |                |                    |                |                | 90                                      | 44               | 199              | 50.6                                   | 347.5            |      |
| Ghana  | Ghana                  | 794            | 102            | 569                | 1,992          | 2,115          | 6,383                                   | 18,280           | 11,824           | 18,840                                 | 35.3 59.3        |      |
| Kenya  | Kenya                  | 811            | 982            | 327                | 105            | 331            | 1,202                                   | 4,423            | 4,848            | 7,388                                  | 9.5 52.3         |      |
| Malawi                                       | Malawi                 | 2              | 44             | 374                | 324            | 17             | 40                                      | 556              | 886              | 1,524                                  | 59.2 72.0        |      |
| Mauritius-Dep.                               | Maurice et dép         | 84             | 23             | 76                 | 120            | 11             | 103                                     | 1,122            | 1,234            | 495                                    | 9.9 59.8         |      |
| Nigeria                                      | Nigéria                | 3,949          | 1,364          | 1,989              | 5,299          | 3,100          | 1,687                                   | 22,628           | 31,426           | 23,852                                 | 38.8 24.1        |      |
| South Africa                                 | Afrique du Sud         | 9,030          | 10,027         | 8,422              | 8,133          | 10,049         | 5,668                                   | 74,415           | 115,782          | 84,139                                 | 55.5 27.3        |      |
| Rhodesia                                     | Rhodesie               |                |                |                    |                |                |   | 2                |                  | 18                                     | 633.3 704.3      |      |
| Sierra Leone                                 | Sierra Leone           | 16             | 16             |                    | 322            | 9              | 4                                       | 573              | 398              | 134                                    | 30.4 66.4        |      |
| Tanzania                                     | Tanzanie               | 1,316          | 1,193          | 1,095              | 1,115          | 417            | 976                                     | 9,087            | 15,749           | 8,663                                  | 73.3 45.0        |      |
| Uganda                                       | Ouganda                | 56             | 17             | 87                 | 13             | 7              | 441                                     | 184              | 246              | 58.2                                   | 33.6             |      |
| Zambia                                       | Zambie                 | 1,069          | 318            | 773                | 1,349          | 2,015          | 322                                     | 16,211           | 17,360           | 24,999                                 | 7.0 43.9         |      |
| Cwealth Af. nes                              | Af. Cwealth nda        | 165            | 3              |                    | 8              | 74             |   | 659              | 121              | 61                                     | 81.6 50.0        |      |
| Algeria                                      | Algérie                | 26,178         | 85             | 14,352             | 8,038          | 32             | 4,982                                   | 113,469          | 94,826           | 64,081                                 | 16.4 32.4        |      |
| Angola                                       | Angola                 | 142            |                |                    | 273            |                | 30                                      | 2,037            | 674              | 217                                    | 66.9 67.8        |      |
| Cameroon                                     | Cameroun               | 9              | 1,048          | 520                | 200            | 90             | 274                                     | 1,333            | 4,043            | 2,287                                  | 203.3 43.4       |      |
| Zaire  | Zaire                  | 1,837          | 335            | 176                | 985            | 1,355          | 286                                     | 6,361            | 8,825            | 6,590                                  | 38.7 25.3        |      |
| Benin  | Benin                  | 42             | 36             | 35                 | 491            | 12             | 43                                      | 1,313            | 2,009            | 1,465                                  | 52.9 27.0        |      |
| Fr. Africa nes                               | Afrique Fr. nda        | 1,032          | 1,586          | 377                | 1,034          | 402            | 126                                     | 4,459            | 9,598            | 3,148                                  | 115.2 67.2       |      |
| Gabon  | Gabon                  | 34             | 9              | 69                 | 494            | 27             | 87                                      | 1,791            | 511              | 1,794                                  | 71.4 250.9       |      |
| Guinea                                       | Guinée                 | 2              | 18             | 5                  | 88             | 9              | 316                                     | 183              | 101              | 552                                    | 44.8 445.4       |      |
| Ivory Coast                                  | Côte-d'Ivoire          | 8              | 103            | 629                | 432            | 249            | 1,054                                   | 1,994            | 2,480            | 6,095                                  | 24.3 145.7       |      |
| Liberia                                      | Libéria                | 811            | 317            | 182                | 57             | 190            | 285                                     | 2,371            | 1,746            | 2,489                                  | 26.3 42.4        |      |
| Madagascar                                   | Madagascar             | 5              | 51             | 85                 |                | 2              | 22                                      | 275              | 635              | 1,126                                  | 130.7 77.3       |      |
| Mauritania                                   | Mauritanie             | 9              | 51             | 94                 |                | 17             | 487                                     | 138              | 2,670            | 778                                    | ...              | 70.8 |
| Morocco                                      | Maroc                  | 59             | 204            | 26                 | 191            | 167            | 241                                     | 980              | 15,671           | 2,303                                  | ...              | 85.3 |
| Mozambique                                   | Mozambique             | 33             | 33             | 196                | 74             | 10             | 2,498                                   | 2,593            | 2,105            | 3,571                                  | 18.8 69.6        |      |
| Port. Af. nes                                | Af. port. nda          | 44             | 513            | 1                  | 88             | 8              | 3                                       | 638              | 1,093            | 322                                    | 71.2 70.5        |      |
| Senegal                                      | Sénégal                | 28             | 68             | 43                 | 452            | 45             | 67                                      | 2,928            | 3,903            | 928                                    | 33.3 76.2        |      |
| Spanish Africa                               | Afrique espag.         | 16             | 9              | 13                 | 95             | 351            | 5                                       | 315              | 463              | 92                                     | 46.9 80.1        |      |
| Togo   | Togo                   | 7              | 9              | 4,736              | 520            | 1              | 140                                     | 772              | 378              | 10,466                                 | 51.0 ...         |      |
| Tunisia                                      | Tunisie                | 74             | 706            | 3,285              | 355            | 349            | 1,529                                   | 5,968            | 8,355            | 13,858                                 | 39.9 65.8        |      |
| <b>Total</b>                                 |                        | <b>47,662</b>  | <b>19,267</b>  | <b>38,536</b>      | <b>32,646</b>  | <b>21,462</b>  | <b>28,862</b>                           | <b>298,407</b>   | <b>359,947</b>   | <b>292,717</b>                         | <b>20.6 18.6</b> |      |
| <b>Other Asia</b><br>Autres pays d'Asie      |                        |                |                |                    |                |                |   |                  |                  |  |                  |      |
| Bangladesh                                   | Bangladesh             | 290            | 704            | 670                | 487            | 5,326          | 454                                     | 60,277           | 80,027           | 35,751                                 | 32.7 55.3        |      |
| Sri Lanka                                    | Sri Lanka              | 160            | 1,872          | 1,049              | 365            | 833            | 1,406                                   | 2,987            | 14,325           | 10,451                                 | 379.6 27.0       |      |
| Hong Kong                                    | Hong Kong              | 2,403          | 4,569          | 5,134              | 2,535          | 6,400          | 5,974                                   | 33,763           | 34,065           | 44,488                                 | 0.8 30.5         |      |
| India  | Inde                   | 6,390          | 983            | 15,334             | 16,552         | 33,296         | 6,832                                   | 104,676          | 150,280          | 117,487                                | 43.5 21.8        |      |
| Malaysia                                     | Malaisie               | 2,215          | 4,307          | 1,745              | 3,394          | 1,068          | 2,721                                   | 25,282           | 19,903           | 23,989                                 | 21.2 20.5        |      |
| Pakistan                                     | Pakistan               | 2,395          | 17,375         | 3,571              | 1,207          | 2,649          | 5,322                                   | 66,923           | 70,044           | 27,338                                 | 4.6 60.9         |      |
| Singapore                                    | Singapour              | 1,448          | 1,506          | 1,520              | 2,594          | 1,392          | 2,325                                   | 25,758           | 30,994           | 24,679                                 | 20.3 20.3        |      |
| Afghanistan                                  | Afghanistan            | 154            | 11             | 57                 |                | 11             | 1,327                                   | 1,575            | 710              | 1,463                                  | 54.9 106.1       |      |
| Burma  | Birmanie               | 6              | 6              | 55                 | 24             |                | 2,529                                   | 173              | 324              | 3,503                                  | 87.5 982.4       |      |
| Khmer Rep.-Laos                              | Khmer Rép.-Lao         | 99             |                | 103                |                |                | 1                                       | 269              | 9                | 1                                      | 96.8 88.0        |      |
| People R China                               | Rép. pop. Chin         | 45,500         | 7,405          | 20,694             | 24,154         | 24,984         | 8,155                                   | 380,645          | 319,030          | 177,098                                | 16.1 44.4        |      |
| Indonesia                                    | Indonésie              | 7,468          | 5,748          | 4,974              | 3,624          | 9,221          | 10,565                                  | 43,139           | 58,330           | 53,938                                 | 35.2 7.5         |      |
| Japan  | Japon                  | 140,767        | 182,461        | 202,367            | 149,481        | 204,511        | 209,655                                 | 1,872,620        | 1,791,689        | 2,006,578                              | 4.3 11.9         |      |
| Korea, North                                 | Corée du Nord          | 5              |                | 2                  | 34             | 4,922          | 47                                      | 42,577           | 4,923            | 7,050                                  | 88.4 43.1        |      |
| Korea, South                                 | Corée du Sud           | 3,823          | 9,933          | 11,314             | 5,577          | 6,086          | 9,763                                   | 62,754           | 69,257           | 96,807                                 | 10.3 39.7        |      |
| Philippines                                  | Philippines            | 2,881          | 4,085          | 5,335              | 5,870          | 979            | 6,361                                   | 39,962           | 53,731           | 36,384                                 | 34.4 32.2        |      |
| Port. Asia                                   | Asie port.             |                |                |                    |                |                | 1                                       | 10               | 1                | 1                                      | 93.1 109.4       |      |
| Taiwan                                       | Taiwan                 | 2,874          | 4,238          | 2,708              | 1,587          | 2,348          | 4,527                                   | 36,355           | 28,763           | 33,928                                 | 20.8 17.9        |      |
| Thailand                                     | Thaïlande              | 1,455          | 2,867          | 4,693              | 2,040          | 1,253          | 3,628                                   | 19,469           | 16,801           | 28,584                                 | 13.7 70.1        |      |
| Viet-Nam                                     | Viêt-Nam               | 164            | 38             |                    | 44             |                |   | 5,164            | 4,167            | 166                                    | 19.3 96.0        |      |
| <b>Total</b>                                 |                        | <b>220,495</b> | <b>248,109</b> | <b>281,222</b>     | <b>219,672</b> | <b>305,280</b> | <b>281,591</b>                          | <b>2,824,379</b> | <b>2,747,372</b> | <b>2,729,684</b>                       | <b>2.7 0.6</b>   |      |

... Percentage change exceeds 999 percent.

La variation en pourcentage est en excès de 999 pourcent.



TABLE X-2. DOMESTIC EXPORTS BY COUNTRY

TABLEAU X-2. EXPORTATIONS NATIONALES PAR PAYS

| COUNTRY<br>PAYS  | September<br>Septembre |                  |                  | October<br>Octobre |                  |                  | January to October<br>Janvier à Octobre |                   |                   | Percentage<br>variation<br>Pourcentage |             |             |
|--|------------------------|------------------|------------------|--------------------|------------------|------------------|---|-------------------|-------------------|--|-------------|-------------|
|  | 1974                   | 1975             | 1976             | 1974               | 1975             | 1976             | 1974                                    | 1975              | 1976              | Jan. to Oct.<br>Jan. à Oct.            | 75/74 76/75 |             |
| thousands of dollars - milliers de dollars                           |                        |                  |                  |                    |                  |                  |   |                   |                   |  |             |             |
| <b>Oceania</b><br>Océanie  |                        |                  |                  |                    |                  |                  |   |                   |                   |  |             |             |
| Australia  | Australie              | 19,682           | 18,342           | 33,047             | 37,263           | 22,454           | 25,348                                  | 265,032           | 200,539           | 281,927                                | 24.3        | 40.5        |
| Fiji   | Fidji                  | 124              | 80               | 47                 | 163              | 104              | 103                                     | 853               | 748               | 805                                    | 12.3        | 7.5         |
| New Zealand  | Nouv.-Zélande          | 4,258            | 5,344            | 6,431              | 5,998            | 3,704            | 4,184                                   | 51,884            | 40,730            | 47,459                                 | 21.5        | 16.5        |
| Br. Oceania nes  | Océanie br. nd         | 2                | 5                |                    | 14               |                  |   | 110               | 138               | 59                                     | 25.7        | 56.8        |
| French Oceania   | Océanie fr.            | 22               | 41               | 106                | 69               | 10               | 25                                      | 1,465             | 1,191             | 1,568                                  | 18.7        | 31.6        |
| U.S. Oceania   | Océanie, E-U.          | 143              | 88               | 113                | 181              | 91               | 140                                     | 1,188             | 996               | 922                                    | 16.1        | 7.4         |
| <b>Total</b>   |                        | <b>24,231</b>    | <b>23,901</b>    | <b>39,744</b>      | <b>43,688</b>    | <b>26,363</b>    | <b>29,801</b>                           | <b>320,532</b>    | <b>244,342</b>    | <b>332,741</b>                         | <b>23.7</b> | <b>36.1</b> |
| <b>South America</b><br>Amérique du Sud                              |                        |                  |                  |                    |                  |                  |   |                   |                   |  |             |             |
| Guyana   | Guyane                 | 1,000            | 1,493            | 712                | 1,990            | 1,553            | 1,002                                   | 9,443             | 11,892            | 9,775                                  | 25.9        | 17.8        |
| Falkland Is.   | Iles Falkland          |                  |                  |                    | 3                | 6                |   | 14                | 6                 | 5                                      | 56.6        | 20.0        |
| Argentina  | Argentine              | 4,404            | 2,440            | 2,065              | 5,656            | 2,620            | 2,524                                   | 54,859            | 49,108            | 34,801                                 | 10.4        | 29.1        |
| Bolivia  | Bolivie                | 173              | 230              | 66                 | 78               | 888              | 882                                     | 4,799             | 4,924             | 2,860                                  | 2.6         | 41.9        |
| Brazil   | Brésil                 | 57,393           | 23,995           | 29,866             | 38,893           | 8,757            | 59,292                                  | 310,659           | 172,738           | 281,382                                | 44.4        | 62.8        |
| Chile  | Chili                  | 1,974            | 1,756            | 697                | 2,129            | 2,085            | 553                                     | 23,970            | 25,675            | 9,552                                  | 7.1         | 62.8        |
| Colombia   | Colombie               | 3,418            | 1,786            | 4,107              | 2,610            | 3,070            | 7,668                                   | 31,184            | 33,303            | 48,063                                 | 6.7         | 44.3        |
| Ecuador  | Equateur               | 421              | 1,244            | 1,276              | 1,394            | 1,092            | 927                                     | 8,924             | 17,511            | 20,424                                 | 96.2        | 16.6        |
| French Guiana  | Guyane fr.             |                  |                  |                    | 40               |                  | 89                                      | 127               | 23                | 125                                    | 82.0        | 446.0       |
| Paraguay   | Paraguay               | 18               | 24               | 9                  | 75               | 11               | 102                                     | 435               | 209               | 293                                    | 51.9        | 39.9        |
| Peru   | Pérou                  | 8,410            | 1,161            | 1,020              | 1,375            | 7,573            | 4,187                                   | 44,419            | 72,758            | 45,328                                 | 63.7        | 37.7        |
| Surinam  | Surinam                | 116              | 118              | 263                | 266              | 204              | 560                                     | 1,575             | 2,766             | 2,885                                  | 75.6        | 4.3         |
| Uruguay  | Uruguay                | 442              | 254              | 550                | 527              | 319              | 355                                     | 3,803             | 5,921             | 5,182                                  | 55.6        | 12.4        |
| Venezuela  | Venezuela              | 17,146           | 9,700            | 12,579             | 20,055           | 17,190           | 20,213                                  | 180,899           | 256,360           | 269,104                                | 41.7        | 4.9         |
| <b>Total</b>   |                        | <b>94,915</b>    | <b>44,202</b>    | <b>53,210</b>      | <b>75,092</b>    | <b>45,369</b>    | <b>98,353</b>                           | <b>675,110</b>    | <b>653,194</b>    | <b>729,779</b>                         | <b>3.2</b>  | <b>11.7</b> |
| <b>Central America and Antilles</b><br>Amérique centrale et Antilles |                        |                  |                  |                    |                  |                  |   |                   |                   |  |             |             |
| Bahamas  | Iles Bahamas           | 3,404            | 829              | 905                | 1,365            | 1,484            | 960                                     | 14,138            | 11,538            | 13,178                                 | 18.3        | 14.2        |
| Bermuda  | Bermudes               | 596              | 678              | 586                | 1,670            | 957              | 1,000                                   | 11,611            | 9,294             | 16,012                                 | 19.9        | 72.2        |
| Belize   | Belize                 | 107              | 234              | 270                | 185              | 106              | 249                                     | 1,716             | 2,066             | 1,591                                  | 20.4        | 22.9        |
| Barbados   | Barbade                | 1,188            | 664              | 552                | 905              | 1,731            | 648                                     | 12,610            | 11,523            | 11,941                                 | 8.6         | 3.6         |
| Jamaica  | Jamaïque               | 3,202            | 3,621            | 1,900              | 4,820            | 4,301            | 2,795                                   | 39,720            | 42,345            | 33,430                                 | 6.6         | 21.0        |
| Leew.-Wind. Is.  | I. Leew.-Wind.         | 1,085            | 1,925            | 953                | 1,410            | 1,771            | 944                                     | 10,833            | 13,351            | 10,161                                 | 23.2        | 23.9        |
| Trinidad-Tobago  | Trinidad-Tobago        | 1,334            | 1,759            | 3,886              | 2,574            | 3,178            | 2,130                                   | 21,646            | 25,982            | 28,459                                 | 20.0        | 9.5         |
| Costa Rica   | Costa Rica             | 1,735            | 1,194            | 2,106              | 1,626            | 1,004            | 811                                     | 11,094            | 10,237            | 13,705                                 | 7.7         | 33.8        |
| Cuba   | Cuba                   | 10,664           | 11,199           | 17,400             | 13,620           | 17,901           | 19,243                                  | 113,467           | 176,723           | 228,026                                | 55.7        | 29.0        |
| Dominican Rep.   | R. Dominicaine         | 3,837            | 1,925            | 1,433              | 3,753            | 1,949            | 1,703                                   | 24,969            | 23,878            | 18,278                                 | 4.3         | 23.4        |
| El Salvador  | El Salvador            | 2,180            | 496              | 1,172              | 383              | 478              | 527                                     | 7,249             | 5,531             | 6,962                                  | 23.7        | 25.8        |
| Fr. West Indies  | Antilles fr.           | 55               | 28               | 135                | 119              | 132              | 84                                      | 669               | 1,505             | 1,812                                  | 124.8       | 20.3        |
| Guatemala  | Guatemala              | 611              | 1,308            | 1,421              | 774              | 853              | 1,390                                   | 7,606             | 8,702             | 19,294                                 | 14.4        | 121.7       |
| Haiti  | Haïti                  | 103              | 1,355            | 1,673              | 151              | 493              | 362                                     | 9,273             | 9,669             | 12,768                                 | 4.2         | 32.0        |
| Honduras   | Honduras               | 258              | 328              | 404                | 644              | 495              | 1,984                                   | 7,912             | 7,113             | 11,079                                 | 10.1        | 55.7        |
| Mexico   | Mexique                | 9,673            | 18,660           | 18,123             | 13,460           | 22,236           | 10,288                                  | 153,960           | 176,021           | 187,752                                | 14.3        | 6.6         |
| Neth. Antilles   | Antilles néerl         | 133              | 255              | 163                | 273              | 330              | 814                                     | 4,192             | 3,034             | 3,207                                  | 27.6        | 5.7         |
| Nicaragua  | Nicaragua              | 487              | 512              | 76                 | 208              | 384              | 373                                     | 4,339             | 3,410             | 3,567                                  | 21.4        | 4.5         |
| Panama   | Panama                 | 1,785            | 1,346            | 1,207              | 2,184            | 1,689            | 1,885                                   | 14,125            | 14,627            | 14,835                                 | 3.5         | 1.4         |
| Puerto Rico  | Porto Rico             | 3,274            | 3,904            | 4,839              | 5,868            | 3,463            | 4,382                                   | 44,411            | 44,616            | 47,061                                 | 0.4         | 5.4         |
| U.S. Virgin Is   | I. Vierges E-U         | 172              | 48               | 13                 | 103              | 148              | 69                                      | 1,877             | 1,158             | 802                                    | 38.3        | 30.7        |
| <b>Total</b>   |                        | <b>45,883</b>    | <b>52,267</b>    | <b>59,217</b>      | <b>56,097</b>    | <b>65,083</b>    | <b>52,642</b>                           | <b>517,416</b>    | <b>602,323</b>    | <b>683,921</b>                         | <b>16.4</b> | <b>13.5</b> |
| <b>North America</b><br>Amérique du Nord                             |                        |                  |                  |                    |                  |                  |   |                   |                   |  |             |             |
| Greenland  | Groënland              | 55               | 1,385            | 272                | 289              | 26               | 880                                     | 2,407             | 1,897             | 1,605                                  | 21.2        | 15.4        |
| St. Pierre-Miq.  | St-Pierre-Miq.         | 976              | 1,123            | 896                | 677              | 1,120            | 1,116                                   | 9,118             | 10,224            | 11,565                                 | 12.1        | 13.1        |
| United States  | Etats-Unis             | 1,819,964        | 1,798,442        | 2,077,472          | 2,024,637        | 1,990,083        | 2,028,943                               | 17,067,049        | 17,257,065        | 20,598,086                             | 1.1         | 19.3        |
| <b>Total</b>   |                        | <b>1,820,995</b> | <b>1,800,950</b> | <b>2,078,641</b>   | <b>2,025,604</b> | <b>1,991,228</b> | <b>2,030,939</b>                        | <b>17,078,574</b> | <b>17,269,185</b> | <b>20,611,256</b>                      | <b>1.1</b>  | <b>19.3</b> |
| <b>All Countries</b><br>Ensemble des pays                            |                        | <b>2,644,141</b> | <b>2,694,695</b> | <b>3,042,416</b>   | <b>3,044,739</b> | <b>2,925,696</b> | <b>3,025,365</b>                        | <b>26,043,169</b> | <b>26,597,649</b> | <b>30,532,195</b>                      | <b>2.1</b>  | <b>14.7</b> |

... Percentage change exceeds 999 percent.

La variation en pourcentage est en excès de 999 pourcent.

TABLE X-3. DOMESTIC EXPORTS BY COMMODITY CATEGORY

TABLEAU X-3. EXPORTATIONS NATIONALES PAR CATEGORIE DE MARCHANDISES

| COMMODITY CATEGORY<br>(version française à droite) | September<br>Septembre                     |         |         | October<br>Octobre |         |         | January to October<br>Janvier à Octobre |           |           |
|--|--|---------|---------|--------------------|---------|---------|---|-----------|-----------|
|  | 1974                                       | 1975    | 1976    | 1974               | 1975    | 1976    | 1974                                    | 1975      | 1976      |
|  | thousands of dollars - milliers de dollars |         |         |                    |         |         |   |           |           |
| Live Animals                                       | 4,379                                      | 11,688  | 9,488   | 6,640              | 13,744  | 13,666  | 77,625                                  | 53,935    | 106,878   |
| Food, Feed, Beverages and Tobacco                  |  |         |         |                    |         |         |   |           |           |
| Meat and fish                                      |  |         |         |                    |         |         |   |           |           |
| Meat, fresh, chilled or frozen                     | 12,915                                     | 16,207  | 16,661  | 10,927             | 17,705  | 17,078  | 114,400                                 | 126,724   | 168,726   |
| Other meat and meat preparations                   | 1,428                                      | 1,164   | 1,106   | 1,570              | 3,935   | 1,378   | 14,286                                  | 14,335    | 17,666    |
| Fish, whole or dressed, fresh or frozen            | 8,796                                      | 10,024  | 15,099  | 9,908              | 14,196  | 14,670  | 69,311                                  | 78,179    | 94,277    |
| Fish, fillets and blocks, fresh or frozen          | 10,459                                     | 14,146  | 19,623  | 13,083             | 12,450  | 15,577  | 93,570                                  | 108,143   | 150,271   |
| Fish, preserved, except canned                     | 4,467                                      | 3,822   | 4,765   | 4,956              | 3,733   | 5,277   | 35,380                                  | 34,167    | 45,441    |
| Fish, canned                                       | 5,551                                      | 2,344   | 3,458   | 9,693              | 1,831   | 7,489   | 48,062                                  | 34,965    | 30,509    |
| Shellfish  | 4,718                                      | 7,706   | 9,021   | 4,190              | 4,868   | 8,460   | 60,521                                  | 77,124    | 101,147   |
| Sub-Total  | 48,336                                     | 55,413  | 69,734  | 54,328             | 58,718  | 69,929  | 435,529                                 | 473,636   | 608,036   |
| Dairy produce, eggs and honey                      | 4,062                                      | 1,857   | 5,320   | 6,967              | 5,139   | 7,162   | 62,778                                  | 36,206    | 57,880    |
| Cereals and preparations                           |  |         |         |                    |         |         |   |           |           |
| Barley   | 37,705                                     | 65,616  | 34,701  | 51,105             | 62,457  | 78,155  | 253,469                                 | 359,471   | 433,845   |
| Wheat  | 142,281                                    | 142,399 | 137,428 | 183,668            | 205,413 | 124,974 | 1,688,939                               | 1,616,134 | 1,473,730 |
| Other cereals, unmilled                            | 1,982                                      | 2,096   | 7,856   | 419                | 10,263  | 10,981  | 19,403                                  | 34,513    | 90,824    |
| Wheat flour  | 5,354                                      | 9,851   | 6,398   | 6,289              | 8,635   | 6,886   | 50,127                                  | 86,707    | 101,882   |
| Other cereals, milled                              | 2,291                                      | 3,677   | 2,497   | 2,390              | 4,686   | 2,778   | 33,297                                  | 42,493    | 33,537    |
| Cereal preparations                                | 3,387                                      | 3,624   | 3,608   | 4,299              | 4,324   | 3,140   | 35,278                                  | 32,992    | 33,750    |
| Sub-Total  | 193,000                                    | 227,264 | 192,487 | 248,170            | 295,778 | 226,914 | 2,080,514                               | 2,172,310 | 2,167,569 |
| Fruits and fruit preparations                      | 3,249                                      | 3,250   | 3,208   | 4,063              | 3,711   | 4,341   | 24,196                                  | 22,304    | 22,557    |
| Vegetables and vegetable preparations              | 4,798                                      | 5,293   | 8,024   | 7,221              | 7,181   | 13,198  | 64,579                                  | 64,935    | 82,813    |
| Sugar and sugar preparations                       | 5,706                                      | 5,544   | 4,563   | 6,958              | 6,763   | 4,352   | 35,176                                  | 61,823    | 35,162    |
| Other foods and materials for food                 | 8,035                                      | 3,579   | 7,009   | 6,037              | 6,741   | 5,815   | 69,208                                  | 60,854    | 96,812    |
| Oil seed cake and meal                             | 1,807                                      | 1,075   | 52      | 708                | 2,332   | 3,122   | 15,489                                  | 7,461     | 10,078    |
| Other feeds of vegetable origin                    | 3,981                                      | 4,306   | 7,709   | 3,105              | 4,656   | 10,252  | 31,978                                  | 35,449    | 48,128    |
| Other fodder and feeds                             | 3,299                                      | 3,449   | 3,406   | 4,519              | 3,025   | 6,327   | 38,569                                  | 28,665    | 36,034    |
| Whisky   | 12,921                                     | 17,451  | 18,963  | 17,517             | 34,752  | 28,217  | 155,915                                 | 195,409   | 176,981   |
| Other beverages                                    | 1,235                                      | 1,712   | 2,489   | 1,242              | 1,731   | 2,651   | 10,012                                  | 16,229    | 24,964    |
| Tobacco  | 3,105                                      | 3,348   | 1,501   | 2,330              | 2,096   | 2,099   | 68,038                                  | 68,748    | 59,132    |
| Total  | 293,535                                    | 333,542 | 324,463 | 363,163            | 432,624 | 384,379 | 3,091,982                               | 3,244,031 | 3,426,147 |
| Crude Materials, Inedible                          |  |         |         |                    |         |         |   |           |           |
| Raw hides and skins                                | 2,363                                      | 4,373   | 5,034   | 2,674              | 3,746   | 5,503   | 36,721                                  | 36,932    | 55,968    |
| Fur skins undressed                                | 1,352                                      | 1,441   | 1,877   | 1,628              | 1,289   | 923     | 40,935                                  | 36,065    | 48,321    |
| Other crude animal products                        | 1,720                                      | 1,563   | 1,706   | 2,336              | 1,626   | 1,997   | 23,032                                  | 17,584    | 17,612    |
| Seeds for sowing                                   | 1,292                                      | 690     | 1,395   | 1,047              | 865     | 1,480   | 20,178                                  | 13,993    | 13,496    |
| Flaxseed   | 2  | 6,121   | 5,958   | 14,758             | 5,874   | 6,306   | 120,859                                 | 69,181    | 47,484    |
| Rapeseed   | 710  | 18,752  | 13,960  | 6,812              | 15,214  | 6,845   | 160,356                                 | 189,990   | 140,240   |
| Other oil seeds, oil nuts and oil kernels          | 985  | 2,569   | 2,524   | 1,329              | 1,648   | 1,456   | 21,161                                  | 22,121    | 21,828    |
| Other crude vegetable products                     | 2,793                                      | 2,693   | 2,179   | 2,720              | 2,283   | 2,447   | 31,020                                  | 30,930    | 34,003    |
| Pulpwood   | 1,448                                      | 1,087   | 1,089   | 1,506              | 431     | 959     | 9,517                                   | 8,633     | 9,471     |
| Pulpwood chips                                     | 1,009                                      | 904     | 2,133   | 1,379              | 1,413   | 1,517   | 11,297                                  | 11,897    | 17,664    |
| Other crude wood products                          | 1,014                                      | 6,026   | 2,301   | 5,105              | 1,523   | 2,146   | 27,817                                  | 26,839    | 25,394    |
| Textile and related fibres                         | 2,002                                      | 1,324   | 1,788   | 2,626              | 1,415   | 2,295   | 23,544                                  | 13,686    | 21,802    |
| Metal ores, concentrates and scrap                 |  |         |         |                    |         |         |   |           |           |
| Iron ores and concentrates                         | 46,468                                     | 67,013  | 100,606 | 69,565             | 54,914  | 88,329  | 419,379                                 | 548,899   | 791,001   |
| Scrap iron and steel                               | 2,947                                      | 3,777   | 3,498   | 5,017              | 4,485   | 5,187   | 25,967                                  | 25,564    | 53,211    |
| Aluminum ores, concentrates and scrap              | 3,586                                      | 2,673   | 1,693   | 4,106              | 3,234   | 2,181   | 29,106                                  | 21,206    | 25,934    |
| Copper in ores, concentrates and scrap             | 48,719                                     | 18,780  | 47,443  | 45,041             | 25,965  | 39,187  | 592,079                                 | 273,164   | 301,081   |
| Lead in ores, concentrates and scrap               | 3,687                                      | 5,867   | 1,269   | 4,210              | 5,443   | 2,356   | 50,879                                  | 50,697    | 30,341    |
| Nickel in ores, concentrates and scrap             | 47,938                                     | 41,350  | 48,974  | 42,188             | 23,492  | 11,054  | 365,239                                 | 436,097   | 409,644   |
| Precious metals in ores, conc. and scrap           | 12,203                                     | 13,277  | 7,014   | 16,506             | 8,064   | 16,648  | 119,228                                 | 104,651   | 117,893   |
| Zinc in ores, concentrates and scrap               | 27,708                                     | 26,533  | 27,861  | 44,237             | 9,002   | 27,686  | 247,949                                 | 234,309   | 210,350   |
| Radioactive ores                                   | 2,178                                      | 4,738   | 1,862   | 1,862              | 207     | 38,640  | 25,009                                  | 25,009    | 210,350   |
| Other metals in ores, concentrates and scrap       | 9,153                                      | 8,284   | 13,218  | 9,872              | 6,494   | 10,660  | 82,615                                  | 87,105    | 109,321   |
| Sub-Total  | 204,586                                    | 192,291 | 251,576 | 242,603            | 141,300 | 203,288 | 1,971,080                               | 1,806,701 | 2,048,776 |
| Crude petroleum                                    | 311,266                                    | 257,641 | 177,822 | 313,512            | 256,875 | 174,173 | 2,805,794                               | 2,517,199 | 1,953,956 |
| Natural gas  | 43,894                                     | 106,663 | 124,773 | 42,016             | 104,806 | 134,786 | 380,217                                 | 844,079   | 1,318,009 |
| Coal and other crude bitumin substances            | 21,022                                     | 56,861  | 44,754  | 31,532             | 60,047  | 50,120  | 257,451                                 | 408,637   | 460,767   |
| Asbestos, unmanufactured                           | 32,661                                     | 38,541  | 37,825  | 40,054             | 26,437  | 38,595  | 279,938                                 | 241,645   | 367,615   |
| Sulphur  | 9,186                                      | 8,632   | 6,880   | 10,199             | 10,971  | 9,879   | 69,886                                  | 97,163    | 89,203    |
| Other crude non-metallic minerals                  | 7,994                                      | 9,638   | 9,877   | 7,145              | 7,465   | 8,749   | 66,606                                  | 62,120    | 80,657    |
| Other waste and scrap materials                    | 2,343                                      | 1,374   | 2,029   | 1,768              | 1,942   | 1,951   | 19,676                                  | 12,941    | 24,135    |
| Total  | 649,643                                    | 719,186 | 697,479 | 732,750            | 647,171 | 655,414 | 6,377,086                               | 6,468,336 | 6,796,400 |

\* Principal trading areas; see note 9 page 42.

... Percentage change exceeds 999 percent.

TABLE X-3. DOMESTIC EXPORTS BY COMMODITY CATEGORY

|  |         | TABLEAU X-3. EXPORTATIONS NATIONALES PAR CATEGORIE DE MARCHANDISES |                |               |           |                 |                   |                 |  | CATEGORIE DE MARCHANDISES<br><br>(English titles at left of table) |
|--|---------|--|----------------|---------------|-----------|-----------------|-------------------|-----------------|--|--|
|  |         | JANUARY TO OCTOBER   |                |               | 1976      |                 | JANVIER A OCTOBRE |                 |  |  |
| Percentage Variation<br>Pourcentage          |         | United States  | United Kingdom | Other E.E.C.  | Japan     | Other O.E.C.D.  | Other America     | Other Countries |  |  |
| Jan. to Oct.<br>Jan. à Oct.<br>75/74         | 76/75   | Etats-Unis   | Royaume-Uni    | Autres C.E.E. | Japon     | Autres O.C.D.E. | Autres Amérique   | Autres pays     |  |  |
| thousands of dollars - milliers de dollars   |         |  |                |               |           |                 |                   |                 |  |  |
| - 30.5                                       | 98.1    | 90,457   | 400            | 2,995         | 1,751     | 2,121           | 6,342             | 2,812           | Animaux vivants                                |  |
| Aliments, provendes, boissons et tabacs      |         |  |                |               |           |                 |                   |                 |  |  |
| Viandes et poissons                          |         |  |                |               |           |                 |                   |                 |  |  |
| 10.7   | 33.1    | 72,734   | 4,573          | 12,637        | 71,952    | 4,043           | 2,086             | 702             | Viandes fraîches, réfrigérées ou congelées     |  |
| 0.3  | 23.2    | 7,018  | 77             | 136           | 403       | 199             | 6,997             | 2,836           | Autres viandes et préparations de viande       |  |
| 12.7   | 20.5    | 45,043   | 3,613          | 27,305        | 5,987     | 6,405           | 653               | 5,272           | Poissons frais ou congelés                     |  |
| 15.5   | 38.9    | 140,288  | 25             | 8,536         | 138       | 570             | 141               | 574             | Filets, blocs de poisson frais ou congelés     |  |
| - 3.4  | 32.9    | 19,486   | 72             | 3,229         | 2         | 3,463           | 17,914            | 1,275           | Poisson en conserve, sauf en boîtes            |  |
| - 27.2                                       | 12.7    | 7,878  | 9,515          | 3,056         | 34        | 3,328           | 4,557             | 2,142           | Poissons, en boîtes                            |  |
| 27.4   | 31.1    | 86,435   | 3,292          | 7,093         | 1,027     | 2,898           | 203               | 197             | Mollusques et crustacés                        |  |
| 8.7  | 28.3    | 378,882  | 21,166         | 61,993        | 79,542    | 20,905          | 32,549            | 12,999          | Sous-Total                                     |  |
| - 42.3                                       | 59.8    | 6,156  | 1,383          | 4,894         | 3,263     | 7,358           | 20,790            | 14,036          | Produits laitiers, oeufs et miel               |  |
| Céréales et préparations                     |         |  |                |               |           |                 |                   |                 |  |  |
| 41.8   | 20.6    | 28,501   | 6,283          | 111,141       | 108,460   | 6,649           | 13,355            | 159,455         | Orge   |  |
| - 4.3  | 8.8     | 2,982  | 174,392        | 131,295       | 249,312   | 11,919          | 234,163           | 669,667         | Blé  |  |
| 77.8   | 163.1   | 5,552  | 1,573          | 20,340        | 5,943     | 297             | 12,507            | 44,612          | Autres céréales, non moulues                   |  |
| 72.9   | 17.5    | 154  | 1,043          | 14            | 48        | 548             | 78,611            | 21,462          | Farine de blé                                  |  |
| 27.6   | 21.0    | 9,379  | 2,279          | 18            | 17,296    | 321             | 4,224             | 20              | Autres céréales, moulues                       |  |
| - 6.4  | 2.2     | 31,806   | 314            | 56            | 33        | 71              | 1,408             | 63              | Préparations céréalières                       |  |
| 4.4  | - 0.2   | 78,374   | 185,884        | 262,864       | 381,092   | 19,807          | 344,269           | 895,278         | Sous-Total                                     |  |
| - 7.8  | 1.1     | 14,391   | 1,163          | 3,008         | 9         | 1,857           | 996               | 1,133           | Fruits et préparations de fruits               |  |
| 0.5  | 27.5    | 13,913   | 36,382         | 10,936        | 466       | 5,633           | 13,821            | 1,662           | Légumes et préparations de légumes             |  |
| 75.7   | - 43.1  | 29,825   | 280            | 250           | 421       | 471             | 2,934             | 981             | Sucre et préparations à base de sucre          |  |
| - 12.0                                       | 59.0    | 14,855   | 2,321          | 1,922         | 66,409    | 3,610           | 4,293             | 3,402           | Autres aliments et matières pour aliments      |  |
| - 51.8                                       | 35.0    | 257  | 7,899          | 1,890         | 13        | 13              | 6                 |                 | Tourteaux et farine oléagineux                 |  |
| 10.8   | 35.7    | 26,356   | 896            | 4,547         | 15,633    | 12              | 144               | 541             | Autres provendes d'origine végétale            |  |
| - 25.6                                       | 25.7    | 12,276   | 15,545         | 1,467         | 4,734     | 32              | 1,512             | 467             | Autres fourrages et provendes                  |  |
| 25.3   | - 9.4   | 171,804  | 948            | 1,500         | 622       | 854             | 1,103             | 148             | Whisky   |  |
| 62.0   | 53.8    | 24,413   | 5              | 10            | 7         | 11              | 388               | 131             | Autres boissons                                |  |
| 1.0  | - 13.9  | 5,812  | 39,422         | 9,834         | 1,890     | 626             | 784               | 765             | Tabac  |  |
| 4.9  | 5.6     | 777,315  | 313,294        | 365,117       | 554,100   | 61,189          | 423,590           | 931,543         | Total  |  |
| Matières brutes, non comestibles             |         |  |                |               |           |                 |                   |                 |  |  |
| 0.5  | 51.5    | 15,693   | 705            | 7,231         | 5,049     | 4,021           | 34                | 23,236          | Peaux et cuirs bruts                           |  |
| - 11.9                                       | 33.9    | 13,604   | 10,391         | 9,046         | 303       | 13,800          | 759               | 418             | Pelletteries, non apprêtées                    |  |
| - 23.6                                       | 0.1     | 14,423   | 134            | 1,330         | 44        | 695             | 706               | 280             | Autres produits bruts d'origine animale        |  |
| - 30.6                                       | - 3.5   | 9,423  | 1,392          | 1,463         | 354       | 605             | 43                | 216             | Graines de semence                             |  |
| - 42.7                                       | - 31.3  | 5,802  | 268            | 17,378        | 21,681    | 2,103           | 45                | 207             | Graine de lin                                  |  |
| 18.4   | - 26.1  | 1,481  | 144            | 2,170         | 128,377   | 206             |                   | 7,862           | Graine de colza                                |  |
| 4.5  | - 1.3   | 11,912   | 38             | 1,055         | 5,060     | 614             | 56                | 3,093           | Autres graines, noix et amandes oléagineuses   |  |
| - 0.3  | 9.9     | 31,363   | 25             | 1,352         | 178       | 116             | 25                | 944             | Autres matières végétales brutes               |  |
| - 9.3  | 9.7     | 5,748  |                | 3,723         |           |                 |                   |                 | Bois à pâte                                    |  |
| 5.3  | 48.4    | 17,664   |                |               |           |                 |                   |                 | Copeaux de bois à pâte                         |  |
| - 3.5  | - 5.3   | 8,834  | 148            | 194           | 14,309    | 110             | 305               | 1,495           | Autres matières en bois brut                   |  |
| - 41.8                                       | 59.3    | 9,798  | 1,051          | 6,172         | 201       | 2,561           | 159               | 1,860           | Fibres textiles et connexes                    |  |
| Minerais, concentrés et déchets métallifères |         |  |                |               |           |                 |                   |                 |  |  |
| 30.8   | 44.1    | 522,597  | 44,994         | 150,637       | 51,684    | 21,089          |                   |                 | Minerais et concentrés de fer                  |  |
| - 1.5  | 108.1   | 28,425   | 166            | 7,291         | 276       | 14,658          | 39                | 2,356           | Déchets de fer et d'acier                      |  |
| - 27.1                                       | 22.2    | 21,529   | 360            | 908           | 2,788     | 136             | 175               | 37              | Minerais, concentrés et déchets d'aluminium    |  |
| - 53.8                                       | 10.2    | 63,713   | 1,883          | 6,759         | 195,906   | 15,003          | 17                | 17,800          | Minerais, concentrés et déchets de cuivre      |  |
| - 0.3  | - 40.1  | 6,470  | 389            | 4,168         | 16,061    | 5               | 1,709             | 1,539           | Minerais, concentrés et déchets de plomb       |  |
| 19.4   | - 6.0   | 90,145   | 143,014        | 36,176        | 28,586    | 110,023         | 1,445             | 256             | Minerais, concentrés et déchets de nickel      |  |
| - 12.2                                       | 12.6    | 52,256   | 41,852         | 3,687         | 19,411    | 302             | 1                 | 383             | Minerais, conc. et déchets de métaux précieux  |  |
| - 5.5  | - 10.2  | 18,201   | 1,837          | 130,969       | 42,261    | 965             |                   | 16,117          | Minerais, concentrés et déchets de zinc        |  |
| - 35.2                                       | - 100.0 |  |                |               |           |                 |                   |                 | Minerais radioactifs                           |  |
| 5.4  | 25.5    | 19,421   | 12,896         | 41,517        | 26,912    | 5,766           | 826               | 1,983           | Autres minerais, conc. et déchets métallifères |  |
| - 8.3  | 13.3    | 822,756  | 247,392        | 382,111       | 383,886   | 167,947         | 4,212             | 40,471          | Sous-Total                                     |  |
| - 10.2                                       | - 22.3  | 1,953,956  |                |               |           |                 |                   |                 | Pétrole brut                                   |  |
| 121.9  | 56.1    | 1,318,009  |                |               |           |                 |                   |                 | Gaz naturel                                    |  |
| 58.7   | 12.7    | 470  | 526            | 12,526        | 426,100   | 1,200           | 4,717             | 15,229          | Charbon et substances bitumineuses brutes      |  |
| - 13.6                                       | 52.1    | 105,135  | 25,717         | 78,247        | 32,386    | 46,011          | 37,626            | 42,492          | Amiante, non ouvré                             |  |
| 39.0   | - 8.2   | 15,742   | 1,178          | 21,943        |           | 10,567          | 10,453            | 29,319          | Soufre   |  |
| - 6.7  | 29.8    | 46,930   | 4,178          | 23,457        | 2,624     | 192             | 1,203             | 2,074           | Autres minéraux non métalliques bruts          |  |
| - 34.2                                       | 86.4    | 16,604   | 263            | 453           | 2,200     | 448             | 709               | 3,459           | Autres déchets et matières de rebut            |  |
| 1.4  | 5.0     | 4,425,346  | 293,550        | 569,851       | 1,022,752 | 251,195         | 61,052            | 172,654         | Total  |  |

\* Marchés principaux; voir note 9 page 42.

... La variation en pourcentage est en excès de 999 pourcent.

TABLE X-3. DOMESTIC EXPORTS BY COMMODITY CATEGORY

TABLEAU X-3. EXPORTATIONS NATIONALES PAR CATEGORIE DE MARCHANDISES

| COMMODITY CATEGORY<br>(version française à droite) | September<br>Septembre                     |                |                  | October<br>Octobre |                |                  | January to October<br>Janvier à Octobre |                  |                   |
|--|--|----------------|------------------|--------------------|----------------|------------------|---|------------------|-------------------|
|  | 1974                                       | 1975           | 1976             | 1974               | 1975           | 1976             | 1974                                    | 1975             | 1976              |
|  | thousands of dollars - milliers de dollars |                |                  |                    |                |                  |   |                  |                   |
| <b>Fabricated Materials, Inedible</b>              |  |                |                  |                    |                |                  |   |                  |                   |
| Leather and leather fabricated materials           | 1,069                                      | 888            | 1,460            | 1,042              | 1,736          | 1,684            | 9,538                                   | 10,586           | 15,270            |
| <b>Wood and paper</b>                              |  |                |                  |                    |                |                  |   |                  |                   |
| Lumber, softwood                                   | 85,133                                     | 59,106         | 148,912          | 88,963             | 62,168         | 145,374          | 1,115,130                               | 800,492          | 1,304,162         |
| Lumber, hardwood                                   | 2,670                                      | 2,364          | 2,816            | 2,777              | 2,391          | 2,414            | 32,487                                  | 19,613           | 30,245            |
| Shingles and shakes                                | 4,373                                      | 5,673          | 8,825            | 4,754              | 7,635          | 8,614            | 46,351                                  | 52,332           | 83,262            |
| Other sawmill products                             | 1,033                                      | 843            | 760              | 930                | 701            | 768              | 9,268                                   | 8,179            | 7,538             |
| Veneer   | 3,688                                      | 3,247          | 4,073            | 3,326              | 3,749          | 4,183            | 39,541                                  | 32,456           | 43,129            |
| Plywood  | 3,104                                      | 6,391          | 970              | 1,438              | 3,323          | 3,355            | 56,167                                  | 41,799           | 40,491            |
| Other wood fabricated materials                    | 2,002                                      | 2,072          | 4,704            | 2,996              | 2,104          | 4,540            | 30,690                                  | 17,596           | 40,311            |
| Wood pulp and similar pulp                         | 174,679                                    | 105,433        | 181,187          | 197,301            | 105,274        | 173,881          | 1,545,253                               | 1,558,312        | 1,810,852         |
| Newsprint paper                                    | 146,979                                    | 126,520        | 182,145          | 179,651            | 125,655        | 173,164          | 1,423,546                               | 1,552,628        | 1,615,600         |
| Other paper for printing                           | 8,997                                      | 5,731          | 9,074            | 9,696              | 6,210          | 13,011           | 77,405                                  | 74,240           | 81,573            |
| Paperboard   | 4,763                                      | 5,195          | 6,660            | 22,632             | 4,005          | 5,489            | 97,948                                  | 63,457           | 73,973            |
| Other paper  | 13,410                                     | 8,889          | 13,982           | 22,709             | 8,160          | 12,111           | 154,740                                 | 118,102          | 120,849           |
| <b>Sub-Total</b>                                   | <b>450,830</b>                             | <b>331,464</b> | <b>564,108</b>   | <b>537,170</b>     | <b>331,376</b> | <b>546,903</b>   | <b>4,628,525</b>                        | <b>4,339,206</b> | <b>5,251,985</b>  |
| <b>Textiles</b>                                    |  |                |                  |                    |                |                  |   |                  |                   |
| Yarn, thread, cordage, twine and rope              | 1,717                                      | 1,190          | 714              | 1,763              | 950            | 1,086            | 17,707                                  | 11,536           | 10,094            |
| Cotton broad woven fabrics                         | 1,511                                      | 1,071          | 1,213            | 1,518              | 1,635          | 975              | 18,245                                  | 12,451           | 10,653            |
| Other broad woven fabrics                          | 2,790                                      | 2,637          | 2,416            | 2,756              | 3,699          | 2,926            | 29,353                                  | 26,459           | 26,901            |
| Other textile fabricated materials                 | 5,732                                      | 3,519          | 2,933            | 5,914              | 3,663          | 2,872            | 52,580                                  | 33,959           | 32,882            |
| <b>Sub-Total</b>                                   | <b>11,749</b>                              | <b>8,416</b>   | <b>7,276</b>     | <b>11,952</b>      | <b>9,947</b>   | <b>7,859</b>     | <b>117,885</b>                          | <b>84,405</b>    | <b>80,529</b>     |
| Oils, fats, waxes, extracts and derivatives        | 4,094                                      | 5,230          | 7,292            | 7,105              | 3,851          | 9,450            | 63,838                                  | 53,918           | 66,094            |
| <b>Chemicals</b>                                   |  |                |                  |                    |                |                  |   |                  |                   |
| Chemical elements                                  | 6,469                                      | 2,308          | 10,741           | 5,991              | 3,290          | 3,329            | 69,344                                  | 47,359           | 80,431            |
| Other inorganic chemicals                          | 12,843                                     | 17,442         | 25,853           | 12,560             | 15,942         | 37,896           | 117,472                                 | 150,351          | 281,707           |
| Organic chemicals                                  | 8,742                                      | 4,886          | 15,222           | 15,474             | 11,072         | 20,181           | 103,920                                 | 87,763           | 140,181           |
| Fertilizers and fertilizer materials               | 30,931                                     | 34,411         | 46,647           | 37,244             | 39,835         | 55,584           | 335,848                                 | 371,320          | 467,523           |
| Synthetic rubber and plastic materials             | 7,744                                      | 9,511          | 9,409            | 10,348             | 10,395         | 10,363           | 90,666                                  | 82,630           | 108,892           |
| Plastics basic shapes and forms                    | 3,314                                      | 3,319          | 4,103            | 4,139              | 3,247          | 4,345            | 36,611                                  | 32,804           | 39,710            |
| Other chemical products                            | 4,628                                      | 6,417          | 4,841            | 4,547              | 6,417          | 4,661            | 46,911                                  | 56,592           | 53,287            |
| <b>Sub-Total</b>                                   | <b>74,671</b>                              | <b>78,293</b>  | <b>116,815</b>   | <b>90,304</b>      | <b>90,197</b>  | <b>136,359</b>   | <b>800,771</b>                          | <b>828,818</b>   | <b>1,171,731</b>  |
| Petroleum and coal products                        | 42,159                                     | 50,704         | 34,118           | 40,676             | 56,988         | 39,451           | 484,319                                 | 513,458          | 467,862           |
| <b>Iron and steel</b>                              |  |                |                  |                    |                |                  |   |                  |                   |
| Ferro-alloys                                       | 2,205                                      | 675            | 1,739            | 1,773              | 1,312          | 2,408            | 13,238                                  | 8,595            | 12,681            |
| Primary iron and steel                             | 15,952                                     | 2,148          | 15,939           | 11,083             | 10,115         | 12,635           | 89,195                                  | 77,121           | 87,075            |
| Castings and forgings, steel                       | 9,826                                      | 9,125          | 15,270           | 13,064             | 11,961         | 12,867           | 89,636                                  | 97,408           | 128,705           |
| Bars and rods, steel                               | 5,554                                      | 3,266          | 6,947            | 6,054              | 3,898          | 3,843            | 53,713                                  | 44,340           | 57,689            |
| Plate, sheet and strip, steel                      | 18,551                                     | 13,266         | 13,427           | 16,647             | 14,250         | 26,142           | 156,948                                 | 140,699          | 186,315           |
| Railway track material                             | 1,337                                      | 2,514          | 6,239            | 3,053              | 2,205          | 598              | 19,530                                  | 27,201           | 36,370            |
| Other iron and steel and alloys                    | 19,723                                     | 21,364         | 15,880           | 24,962             | 29,220         | 16,554           | 173,107                                 | 224,514          | 196,865           |
| <b>Sub-Total</b>                                   | <b>73,149</b>                              | <b>52,358</b>  | <b>75,440</b>    | <b>76,637</b>      | <b>72,961</b>  | <b>75,047</b>    | <b>595,366</b>                          | <b>619,878</b>   | <b>705,699</b>    |
| <b>Non-ferrous metals</b>                          |  |                |                  |                    |                |                  |   |                  |                   |
| Aluminum, including alloys                         | 48,154                                     | 53,189         | 28,067           | 46,713             | 39,562         | 13,503           | 419,377                                 | 336,371          | 371,602           |
| Copper and alloys                                  | 52,183                                     | 38,935         | 45,084           | 48,860             | 44,237         | 41,153           | 581,771                                 | 397,511          | 431,617           |
| Lead, including alloys                             | 1,613                                      | 2,783          | 3,067            | 715                | 4,808          | 4,725            | 38,112                                  | 40,764           | 40,528            |
| Nickel and alloys                                  | 53,119                                     | 21,559         | 40,524           | 40,024             | 40,571         | 46,280           | 371,366                                 | 360,421          | 355,325           |
| Precious metals, including alloys                  | 7,975                                      | 11,251         | 23,958           | 4,372              | 14,520         | 33,217           | 86,113                                  | 88,930           | 289,186           |
| Zinc, including alloys                             | 12,199                                     | 18,644         | 27,068           | 16,164             | 23,968         | 21,721           | 190,745                                 | 158,554          | 240,154           |
| Other non-ferrous metals and alloys                | 1,955                                      | 3,363          | 2,148            | 2,039              | 1,905          | 2,245            | 23,171                                  | 21,596           | 24,143            |
| <b>Sub-Total</b>                                   | <b>177,197</b>                             | <b>149,724</b> | <b>169,915</b>   | <b>158,886</b>     | <b>169,570</b> | <b>162,844</b>   | <b>1,710,654</b>                        | <b>1,404,146</b> | <b>1,752,556</b>  |
| Metal fabricated basic products                    | 18,451                                     | 21,336         | 17,037           | 21,483             | 23,170         | 17,205           | 184,807                                 | 192,017          | 183,895           |
| Abrasive basic products                            | 4,961                                      | 4,490          | 9,126            | 5,474              | 5,016          | 6,005            | 52,662                                  | 49,037           | 65,993            |
| Other non-metallic mineral basic products          | 10,072                                     | 8,374          | 10,121           | 9,580              | 11,038         | 11,965           | 92,636                                  | 89,229           | 96,190            |
| Electricity  | 14,892                                     | 14,993         | 12,163           | 10,716             | 7,311          | 10,254           | 157,912                                 | 88,258           | 118,862           |
| Other fabricated materials inedible                | 2,738                                      | 2,792          | 4,253            | 3,308              | 3,351          | 4,345            | 30,760                                  | 27,243           | 38,852            |
| <b>Total</b>                                       | <b>886,033</b>                             | <b>729,062</b> | <b>1,029,122</b> | <b>974,333</b>     | <b>786,512</b> | <b>1,029,372</b> | <b>8,929,674</b>                        | <b>8,300,199</b> | <b>10,015,519</b> |

° Principal trading areas; see note 9 page 42.

... Percentage change exceeds 999 percent.

TABLE X-3. DOMESTIC EXPORTS BY COMMODITY CATEGORY

TABLEAU X-3. EXPORTATIONS NATIONALES PAR CATEGORIE DE MARCHANDISES

| Percentage<br>Variation<br>Pourcentage     | JANUARY TO OCTOBER          |                  |                   |                 | 1976    |                   |                  |                    | JANVIER A OCTOBRE |                 |                  |       | CATEGORIE DE MARCHANDISES |                    |                    |  |
|--|-----------------------------|------------------|-------------------|-----------------|---------|-------------------|------------------|--------------------|-------------------|-----------------|------------------|-------|---------------------------|--------------------|--------------------|--|
|  | Jan. to Oct.<br>Jan. à Oct. | United<br>States | United<br>Kingdom | Other<br>E.E.C. | Japan   | Other<br>O.E.C.D. | Other<br>America | Other<br>Countries | Etats<br>-Unis    | Royaume<br>-Uni | Autres<br>C.E.E. | Japon |                           | Autres<br>O.C.D.E. | Autres<br>Amérique | Autres<br>pays                                 |
| 75/74                                      | 76/75                       |                  |                   |                 |         |                   |                  |                    |                   |                 |                  |       |                           |                    |                    |  |
| thousands of dollars - milliers de dollars |                             |                  |                   |                 |         |                   |                  |                    |                   |                 |                  |       |                           |                    |                    |  |
|  |                             |                  |                   |                 |         |                   |                  |                    |                   |                 |                  |       |                           |                    |                    | <b>Matières travaillées, non comestibles</b>   |
| 10.9                                       | 44.2                        | 11,047           | 877               | 22              | 16      | 302               | 2,602            | 404                |                   |                 |                  |       |                           |                    |                    | Cuir et demi-produits en cuir                  |
|  |                             |                  |                   |                 |         |                   |                  |                    |                   |                 |                  |       |                           |                    |                    | <b>Bois et papier</b>                          |
| - 28.2                                     | 62.9                        | 972,606          | 91,198            | 69,566          | 114,862 | 32,148            | 11,449           | 12,333             |                   |                 |                  |       |                           |                    |                    | Bois d'oeuvre, résineux                        |
| - 39.6                                     | 54.2                        | 18,030           | 1,006             | 9,976           | 324     | 404               | 461              | 43                 |                   |                 |                  |       |                           |                    |                    | Bois d'oeuvre, feuillus                        |
| 12.9                                       | 59.1                        | 81,117           | 113               | 1,514           | 2       | 320               | 136              | 60                 |                   |                 |                  |       |                           |                    |                    | Bardeaux et bardeaux pour façade               |
| - 11.7                                     | - 7.8                       | 6,472            | 53                | 27              |         | 6                 | 979              | 1                  |                   |                 |                  |       |                           |                    |                    | Autres sciages                                 |
| - 17.9                                     | 32.8                        | 36,642           | 487               | 4,745           |         | 475               | 2                | 778                |                   |                 |                  |       |                           |                    |                    | Placages                                       |
| - 25.5                                     | - 3.1                       | 5,885            | 25,145            | 8,348           | 377     | 321               | 372              | 43                 |                   |                 |                  |       |                           |                    |                    | Contre-plaqués                                 |
| - 42.6                                     | 129.0                       | 31,403           | 4,151             | 2,740           | 84      | 760               | 937              | 235                |                   |                 |                  |       |                           |                    |                    | Autres demi-produits en bois                   |
| 0.8  | 16.2                        | 977,673          | 146,068           | 408,458         | 144,389 | 48,812            | 19,653           | 65,800             |                   |                 |                  |       |                           |                    |                    | Pâte de bois et pâte similaire                 |
| 9.0  | 4.0                         | 1,291,294        | 111,328           | 21,931          | 2,905   | 31,468            | 108,844          | 47,829             |                   |                 |                  |       |                           |                    |                    | Papier journal                                 |
| - 4.0                                      | 9.8                         | 63,788           | 8,257             | 648             |         | 3,240             | 1,155            | 4,485              |                   |                 |                  |       |                           |                    |                    | Autre papier à imprimerie                      |
| - 35.2                                     | 16.5                        | 2,823            | 21,934            | 26,020          | 181     | 3,512             | 16,847           | 2,656              |                   |                 |                  |       |                           |                    |                    | Carton   |
| - 23.6                                     | 2.3                         | 59,730           | 16,878            | 9,623           | 13,334  | 5,513             | 9,115            | 6,656              |                   |                 |                  |       |                           |                    |                    | Autre papier                                   |
| - 6.2                                      | 21.0                        | 3,547,463        | 426,618           | 563,597         | 276,459 | 126,979           | 169,951          | 140,919            |                   |                 |                  |       |                           |                    |                    | <b>Sous-Total</b>                              |
|  |                             |                  |                   |                 |         |                   |                  |                    |                   |                 |                  |       |                           |                    |                    | <b>Textiles</b>                                |
| - 34.8                                     | - 12.5                      | 3,763            | 1,470             | 1,058           | 13      | 2,389             | 685              | 715                |                   |                 |                  |       |                           |                    |                    | Filés, fil, cordage, ficelle et corde          |
| - 31.7                                     | - 14.4                      | 4,273            | 1,540             | 777             |         | 2,662             | 915              | 486                |                   |                 |                  |       |                           |                    |                    | Tissus de coton larges                         |
| - 9.8                                      | 1.6                         | 2,887            | 7,880             | 4,854           | 42      | 2,947             | 5,999            | 2,292              |                   |                 |                  |       |                           |                    |                    | Autres tissus larges                           |
| - 35.4                                     | - 3.1                       | 14,634           | 2,942             | 1,006           | 506     | 3,572             | 6,504            | 3,716              |                   |                 |                  |       |                           |                    |                    | Autres demi-produits en matières textiles      |
| - 28.4                                     | - 4.6                       | 25,557           | 13,833            | 7,695           | 562     | 11,570            | 14,103           | 7,210              |                   |                 |                  |       |                           |                    |                    | <b>Sous-Total</b>                              |
| - 15.5                                     | 22.5                        | 8,724            | 3,330             | 13,211          | 8,365   | 3,303             | 5,100            | 24,061             |                   |                 |                  |       |                           |                    |                    | Huiles, mat. grasses, cires, extraits, dérivés |
|  |                             |                  |                   |                 |         |                   |                  |                    |                   |                 |                  |       |                           |                    |                    | <b>Produits chimiques</b>                      |
| - 31.7                                     | 69.8                        | 27,398           | 46,129            | 1,017           | 1,289   | 1,151             | 2,116            | 1,331              |                   |                 |                  |       |                           |                    |                    | Eléments chimiques                             |
| - 27.9                                     | 87.3                        | 229,648          | 21,630            | 1,666           | 8,331   | 1,303             | 3,801            | 15,329             |                   |                 |                  |       |                           |                    |                    | Autres produits chimiques inorganiques         |
| - 15.5                                     | 59.7                        | 91,791           | 5,321             | 24,843          | 2,488   | 4,241             | 9,780            | 1,718              |                   |                 |                  |       |                           |                    |                    | Produits chimiques organiques                  |
| 10.5                                       | 25.9                        | 377,213          | 839               | 9,785           | 25,476  | 2,885             | 12,678           | 38,647             |                   |                 |                  |       |                           |                    |                    | Engrais et matières fertilisantes              |
| - 8.8                                      | 31.7                        | 70,103           | 12,449            | 3,362           | 860     | 6,494             | 11,157           | 4,466              |                   |                 |                  |       |                           |                    |                    | Caoutchouc synthétique et matières plastiques  |
| - 10.4                                     | 21.0                        | 22,254           | 2,099             | 823             | 66      | 7,607             | 4,753            | 2,109              |                   |                 |                  |       |                           |                    |                    | Formes de base en matières plastiques          |
| 20.6                                       | - 5.8                       | 34,027           | 1,850             | 4,794           | 747     | 1,702             | 6,705            | 3,461              |                   |                 |                  |       |                           |                    |                    | Autres produits chimiques                      |
| 3.5  | 41.3                        | 852,433          | 90,318            | 46,289          | 39,257  | 25,383            | 50,990           | 67,061             |                   |                 |                  |       |                           |                    |                    | <b>Sous-Total</b>                              |
| 6.0  | - 8.8                       | 390,053          | 5,975             | 25,999          | 26,160  | 9,252             | 5,761            | 4,662              |                   |                 |                  |       |                           |                    |                    | Dérivés du pétrole et du charbon               |
|  |                             |                  |                   |                 |         |                   |                  |                    |                   |                 |                  |       |                           |                    |                    | <b>Fer et acier</b>                            |
| - 35.0                                     | 47.5                        | 10,317           | 1,265             | 179             | 227     | 38                | 393              | 262                |                   |                 |                  |       |                           |                    |                    | Ferro-alliages                                 |
| - 13.5                                     | 12.9                        | 55,149           | 3,831             | 20,701          | 1,609   | 2,610             | 1,953            | 1,222              |                   |                 |                  |       |                           |                    |                    | Fer et acier primaires                         |
| 8.6  | 32.1                        | 127,018          | 264               | 86              |         | 19                | 809              | 508                |                   |                 |                  |       |                           |                    |                    | Moulages et pièces forgées en acier            |
| - 17.4                                     | 30.1                        | 36,234           | 2,615             | 11,027          |         | 2,705             | 2,004            | 3,104              |                   |                 |                  |       |                           |                    |                    | Barres et tiges en acier                       |
| - 10.3                                     | 32.4                        | 111,828          | 8,508             | 28,079          | 32      | 5,575             | 28,076           | 4,217              |                   |                 |                  |       |                           |                    |                    | Tôles, feuilles et feuillards d'acier          |
| 39.2                                       | 33.7                        | 6,460            | 3                 |                 |         |                   | 26,183           | 3,724              |                   |                 |                  |       |                           |                    |                    | Matériel de voie ferrée                        |
| 29.6                                       | - 12.3                      | 165,399          | 754               | 3,089           | 382     | 1,287             | 7,620            | 18,333             |                   |                 |                  |       |                           |                    |                    | Autres fer, acier et alliages                  |
| 4.1  | 13.8                        | 512,406          | 17,240            | 63,160          | 2,249   | 12,235            | 67,038           | 31,371             |                   |                 |                  |       |                           |                    |                    | <b>Sous-Total</b>                              |
|  |                             |                  |                   |                 |         |                   |                  |                    |                   |                 |                  |       |                           |                    |                    | <b>Métaux non-ferreux</b>                      |
| - 19.8                                     | 10.4                        | 272,672          | 12,680            | 5,300           | 1,121   | 9,076             | 27,685           | 43,067             |                   |                 |                  |       |                           |                    |                    | Aluminium, y compris alliages                  |
| - 31.6                                     | 8.5                         | 149,490          | 100,046           | 107,687         | 14,803  | 33,580            | 11,957           | 14,054             |                   |                 |                  |       |                           |                    |                    | Cuivre et alliages                             |
| 6.9  | - 0.5                       | 16,015           | 11,827            | 4,260           | 818     | 1,919             | 120              | 5,568              |                   |                 |                  |       |                           |                    |                    | Plomb, y compris alliages                      |
| - 2.9                                      | - 1.4                       | 258,379          | 44,354            | 11,306          | 6,345   | 6,883             | 7,481            | 20,577             |                   |                 |                  |       |                           |                    |                    | Nickel et alliages                             |
| 3.2  | 225.1                       | 245,247          | 10,643            | 383             | 7       | 308               | 32,598           |                    |                   |                 |                  |       |                           |                    |                    | Métaux précieux, y compris alliages            |
| - 16.8                                     | 51.4                        | 198,356          | 24,455            | 2,442           | 1       | 1,514             | 4,672            | 8,714              |                   |                 |                  |       |                           |                    |                    | Zinc, y compris alliages                       |
| - 6.8                                      | 11.7                        | 16,180           | 4,552             | 2,052           | 264     | 441               | 322              | 332                |                   |                 |                  |       |                           |                    |                    | Autres métaux non-ferreux et alliages          |
| - 17.9                                     | 24.8                        | 1,156,339        | 208,558           | 133,430         | 23,360  | 53,720            | 84,835           | 92,313             |                   |                 |                  |       |                           |                    |                    | <b>Sous-Total</b>                              |
| 3.9  | - 4.2                       | 137,869          | 3,504             | 4,130           | 218     | 5,730             | 13,993           | 18,451             |                   |                 |                  |       |                           |                    |                    | Ouvrages de base en métal                      |
| - 6.8                                      | 34.5                        | 59,075           | 2,627             | 1,564           | 703     | 761               | 913              | 349                |                   |                 |                  |       |                           |                    |                    | Produits de base en abrasifs                   |
| - 3.6                                      | 7.8                         | 70,845           | 3,943             | 1,916           | 114     | 6,194             | 3,267            | 9,913              |                   |                 |                  |       |                           |                    |                    | Autres produits minéraux non-métal. de base    |
| - 44.1                                     | 34.6                        | 118,862          |                   |                 |         |                   |                  |                    |                   |                 |                  |       |                           |                    |                    | Electricité                                    |
| - 11.4                                     | 42.6                        | 21,879           | 2,797             | 1,172           | 1,385   | 5,840             | 2,929            | 2,849              |                   |                 |                  |       |                           |                    |                    | Autres matières travaillées, non comestibles   |
| - 7.0                                      | 20.6                        | 6,912,552        | 779,619           | 862,186         | 378,849 | 261,269           | 421,482          | 399,562            |                   |                 |                  |       |                           |                    |                    | <b>Total</b>                                   |

\* Marchés principaux; voir note 9 page 42.

... La variation en pourcentage est en excès de 999 pourcent.

TABLE X-3. DOMESTIC EXPORTS BY COMMODITY CATEGORY

TABLEAU X-3. EXPORTATIONS NATIONALES PAR CATEGORIE DE MARCHANDISES

| COMMODITY CATEGORY<br>(version française à droite) | September<br>Septembre                     |                  |                  | October<br>Octobre |                  |                  | January to October<br>Janvier à Octobre |                   |                   |
|--|--|------------------|------------------|--------------------|------------------|------------------|---|-------------------|-------------------|
|  | 1974                                       | 1975             | 1976             | 1974               | 1975             | 1976             | 1974                                    | 1975              | 1976              |
|  | thousands of dollars - milliers de dollars |                  |                  |                    |                  |                  |   |                   |                   |
| <b>End Products, Inedible</b>                      |  |                  |                  |                    |                  |                  |   |                   |                   |
| <b>Industrial machinery</b>                        |  |                  |                  |                    |                  |                  |   |                   |                   |
| Engines and turbines, general purpose              | 2,822                                      | 5,520            | 2,736            | 5,070              | 6,675            | 5,935            | 40,096                                  | 56,576            | 36,780            |
| Electric generators and motors                     | 1,570                                      | 2,592            | 3,413            | 5,532              | 2,461            | 2,670            | 22,502                                  | 24,875            | 31,923            |
| Other general purpose industrial machinery         | 10,230                                     | 14,230           | 11,452           | 11,476             | 13,956           | 12,410           | 101,262                                 | 133,735           | 133,756           |
| Materials handling machinery and equipment         | 9,877                                      | 7,489            | 12,098           | 11,907             | 10,875           | 11,615           | 106,435                                 | 99,840            | 109,129           |
| Drilling, excavating, mining machinery             | 8,930                                      | 10,655           | 8,499            | 9,184              | 10,254           | 10,954           | 66,978                                  | 109,415           | 93,077            |
| Metalworking machinery                             | 5,289                                      | 3,758            | 5,772            | 7,417              | 7,601            | 8,308            | 59,497                                  | 64,482            | 60,112            |
| Woodworking machinery and equipment                | 5,882                                      | 5,896            | 5,287            | 5,911              | 6,872            | 3,578            | 48,311                                  | 60,953            | 43,945            |
| Construction machinery and equipment               | 3,753                                      | 6,465            | 3,861            | 3,936              | 8,510            | 8,304            | 37,074                                  | 66,674            | 57,035            |
| Plastics industry machinery and equipment          | 5,653                                      | 3,258            | 3,422            | 3,934              | 3,561            | 3,560            | 50,447                                  | 43,963            | 48,854            |
| Pulp and paper industries machinery                | 2,450                                      | 2,635            | 2,480            | 4,034              | 2,727            | 2,417            | 27,316                                  | 25,040            | 29,542            |
| Other special industries machinery                 | 5,584                                      | 7,356            | 5,622            | 5,932              | 10,396           | 6,577            | 62,307                                  | 76,645            | 67,416            |
| <b>Sub-Total</b>                                   | <b>62,041</b>                              | <b>69,852</b>    | <b>64,641</b>    | <b>74,332</b>      | <b>83,887</b>    | <b>76,327</b>    | <b>622,225</b>                          | <b>762,197</b>    | <b>711,568</b>    |
| <b>Agricultural machinery and tractors</b>         |  |                  |                  |                    |                  |                  |   |                   |                   |
| Soil preparation, seeding, fertilizing mach.       | 6,168                                      | 7,875            | 6,730            | 6,594              | 11,838           | 6,175            | 52,873                                  | 75,305            | 78,940            |
| Combine reaper-threshers and parts                 | 11,801                                     | 12,234           | 15,330           | 12,215             | 22,792           | 11,853           | 107,079                                 | 153,448           | 161,063           |
| Other haying and harvesting machinery              | 2,095                                      | 2,160            | 2,482            | 2,909              | 3,910            | 2,939            | 48,988                                  | 65,137            | 62,100            |
| Other agricultural machinery and equipment         | 5,926                                      | 4,509            | 6,529            | 6,437              | 6,987            | 6,501            | 54,706                                  | 58,631            | 66,665            |
| Tractors   | 5,814                                      | 7,535            | 5,788            | 7,202              | 11,052           | 7,943            | 62,120                                  | 102,639           | 83,537            |
| <b>Sub-Total</b>                                   | <b>31,804</b>                              | <b>34,313</b>    | <b>36,859</b>    | <b>35,357</b>      | <b>56,579</b>    | <b>35,411</b>    | <b>325,766</b>                          | <b>455,159</b>    | <b>452,305</b>    |
| <b>Transportation equipment</b>                    |  |                  |                  |                    |                  |                  |   |                   |                   |
| Railway and street railway rolling stock           | 1,288                                      | 5,843            | 18,217           | 1,059              | 7,218            | 6,379            | 30,071                                  | 53,335            | 77,328            |
| Passenger automobiles and chassis                  | 246,326                                    | 259,253          | 247,436          | 289,120            | 292,592          | 241,317          | 2,150,994                               | 2,450,971         | 2,890,587         |
| Trucks, truck tractors and chassis                 | 73,470                                     | 83,127           | 96,929           | 76,294             | 86,381           | 96,932           | 712,949                                 | 860,065           | 1,100,496         |
| Other motor vehicles                               | 10,648                                     | 15,424           | 15,872           | 9,769              | 14,201           | 12,895           | 89,715                                  | 118,610           | 128,010           |
| Motor vehicle engines and parts                    | 46,639                                     | 57,181           | 68,937           | 55,228             | 59,715           | 58,848           | 389,443                                 | 422,326           | 603,890           |
| Motor vehicle parts, except engines                | 139,872                                    | 157,061          | 186,163          | 167,693            | 190,140          | 156,936          | 1,266,010                               | 1,327,028         | 1,763,958         |
| Ships, boats and parts                             | 3,375                                      | 19,688           | 21,356           | 40,494             | 24,810           | 24,017           | 135,900                                 | 158,259           | 168,977           |
| Aircraft complete with engines                     | 2,833                                      | 3,711            | 5,605            | 5,825              | 2,886            | 4,134            | 51,817                                  | 27,136            | 63,415            |
| Aircraft engines and parts                         | 8,586                                      | 20,524           | 19,581           | 10,814             | 20,852           | 18,194           | 96,068                                  | 174,010           | 172,168           |
| Aircraft parts, except engines                     | 21,477                                     | 14,856           | 12,085           | 20,228             | 15,747           | 12,410           | 213,966                                 | 155,821           | 132,529           |
| <b>Sub-Total</b>                                   | <b>554,512</b>                             | <b>636,669</b>   | <b>692,181</b>   | <b>676,523</b>     | <b>714,540</b>   | <b>632,061</b>   | <b>5,136,933</b>                        | <b>5,747,562</b>  | <b>7,101,357</b>  |
| Other transportation equipment                     | 5,000                                      | 8,033            | 19,434           | 7,081              | 8,852            | 15,721           | 56,930                                  | 74,407            | 152,727           |
| Televisions, radios and phonographs                | 3,268                                      | 2,758            | 2,702            | 2,917              | 3,304            | 2,702            | 30,587                                  | 24,423            | 25,029            |
| Other telecommunication and related equipment      | 28,017                                     | 31,091           | 27,840           | 30,054             | 30,762           | 26,178           | 263,155                                 | 270,941           | 299,730           |
| <b>Other equipment and tools</b>                   |  |                  |                  |                    |                  |                  |   |                   |                   |
| Heating and refrigeration equipment                | 4,318                                      | 2,188            | 3,770            | 4,924              | 2,457            | 3,224            | 38,313                                  | 27,107            | 29,059            |
| Cooking equipment for food                         | 660  | 523              | 755              | 770                | 1,182            | 735              | 7,678                                   | 7,242             | 10,022            |
| Electric lighting and distribution equipment       | 8,487                                      | 7,380            | 8,402            | 9,005              | 11,943           | 7,419            | 85,767                                  | 95,028            | 84,230            |
| Navigation equipment and parts                     | 3,476                                      | 4,909            | 4,755            | 3,617              | 7,465            | 5,632            | 48,804                                  | 56,914            | 51,325            |
| Other measuring, cont. lab. med. and opt. eqp      | 7,844                                      | 7,975            | 7,845            | 7,297              | 8,632            | 9,466            | 63,431                                  | 83,454            | 89,068            |
| Hand tools and miscellaneous cutlery               | 2,132                                      | 3,342            | 2,797            | 2,150              | 2,541            | 2,494            | 22,642                                  | 30,571            | 24,205            |
| Office machines and equipment                      | 17,402                                     | 20,565           | 26,883           | 21,591             | 29,469           | 32,369           | 172,869                                 | 219,459           | 260,919           |
| Other equipment and tools                          | 9,720                                      | 9,021            | 10,619           | 10,491             | 11,390           | 11,208           | 97,906                                  | 93,887            | 111,533           |
| <b>Sub-Total</b>                                   | <b>54,038</b>                              | <b>55,903</b>    | <b>65,826</b>    | <b>59,845</b>      | <b>75,079</b>    | <b>72,546</b>    | <b>537,410</b>                          | <b>613,662</b>    | <b>660,362</b>    |
| Apparel and apparel accessories                    | 15,859                                     | 13,428           | 14,311           | 13,720             | 13,179           | 11,213           | 109,623                                 | 90,397            | 90,039            |
| Footwear   | 1,684                                      | 2,295            | 2,503            | 2,171              | 2,594            | 2,555            | 14,048                                  | 16,520            | 18,892            |
| Toys, games, sporting, recreation equipment        | 5,113                                      | 4,923            | 5,017            | 6,243              | 5,589            | 4,521            | 45,257                                  | 36,068            | 37,237            |
| Other personal and household goods                 | 5,523                                      | 5,179            | 5,099            | 6,257              | 6,175            | 6,492            | 52,430                                  | 47,943            | 55,195            |
| Medicinal and pharmaceutical products              | 3,671                                      | 4,174            | 2,969            | 4,225              | 3,573            | 3,874            | 33,918                                  | 36,609            | 36,599            |
| Medical, ophthalmic and orthopaedic supplies       | 916  | 1,024            | 1,535            | 965                | 1,470            | 1,550            | 10,756                                  | 13,701            | 15,856            |
| Printed matter                                     | 6,290                                      | 5,673            | 6,987            | 6,187              | 6,695            | 6,641            | 53,917                                  | 55,862            | 73,985            |
| Photographic goods                                 | 4,435                                      | 3,911            | 5,770            | 4,684              | 3,930            | 4,613            | 35,532                                  | 35,513            | 45,499            |
| Firearms, ammunition and ordnance                  | 1,518                                      | 1,807            | 929              | 1,988              | 2,672            | 1,129            | 21,250                                  | 20,180            | 12,895            |
| Containers and closures                            | 2,736                                      | 2,320            | 3,210            | 3,150              | 3,054            | 3,540            | 32,894                                  | 26,466            | 29,374            |
| Prefabricated buildings and structures             | 5,911                                      | 3,772            | 7,468            | 6,128              | 5,733            | 10,699           | 47,795                                  | 65,452            | 97,210            |
| Other end products                                 | 8,339                                      | 5,960            | 9,693            | 14,111             | 11,721           | 9,250            | 82,688                                  | 80,249            | 142,746           |
| <b>Total</b>                                       | <b>800,676</b>                             | <b>893,086</b>   | <b>974,973</b>   | <b>955,938</b>     | <b>1,039,289</b> | <b>927,024</b>   | <b>7,513,112</b>                        | <b>8,473,309</b>  | <b>10,058,607</b> |
| <b>Special Transactions, Trade</b>                 | <b>9,875</b>                               | <b>8,131</b>     | <b>6,891</b>     | <b>11,915</b>      | <b>6,356</b>     | <b>15,510</b>    | <b>53,690</b>                           | <b>57,839</b>     | <b>128,644</b>    |
| <b>TOTAL, DOMESTIC EXPORTS</b>                     | <b>2,644,141</b>                           | <b>2,694,695</b> | <b>3,042,416</b> | <b>3,044,739</b>   | <b>2,925,696</b> | <b>3,025,365</b> | <b>26,043,169</b>                       | <b>26,597,649</b> | <b>30,532,195</b> |

\* Principal trading areas; see note 9 page 42.

... Percentage change exceeds 999 percent.

TABLE X-3. DOMESTIC EXPORTS BY COMMODITY CATEGORY

|  |        | TABLEAU X-3. EXPORTATIONS NATIONALES PAR CATEGORIE DE MARCHANDISES |                |               |           |                 |                 |                 |   |  |  |  |
|--|--------|--|----------------|---------------|-----------|-----------------|-----------------|-----------------|---|--|--|--|
|  |        | JANUARY TO OCTOBER   |                |               | 1976      |                 |                 |                 | JANVIER A OCTOBRE                               |  |  |  |
| Percentage Variation Pourcentage       |        | United States  | United Kingdom | Other E.E.C.  | Japan     | Other O.E.C.D.  | Other America   | Other Countries | CATEGORIE DE MARCHANDISES                       |  |  |  |
| Jan. to Oct. Jan. à Oct. 75/74 76/75   |        | Etats-Unis   | Royaume-Uni    | Autres C.E.E. | Japon     | Autres O.C.D.E. | Autres Amérique | Autres pays     | (English titles at left of table)               |  |  |  |
|  |        | thousands of dollars - milliers de dollars                         |                |               |           |                 |                 |                 |   |  |  |  |
| <b>Produits finis, non comestibles</b> |        |  |                |               |           |                 |                 |                 |   |  |  |  |
| <b>Machinerie industrielle</b>         |        |  |                |               |           |                 |                 |                 |   |  |  |  |
| 41.1                                   | - 34.9 | 23,843   | 1,323          | 200           | 2         | 470             | 3,972           | 6,970           | Moteurs et turbines d'usage général             |  |  |  |
| 10.5                                   | 28.3   | 17,889   | 1,266          | 1,075         | 33        | 1,044           | 6,719           | 3,896           | Génératrices et moteurs électriques             |  |  |  |
| 32.0                                   | 0.0    | 82,426   | 2,525          | 4,416         | 785       | 11,252          | 17,218          | 15,134          | Autres machines industrielles d'usage général   |  |  |  |
| - 6.2                                  | 9.3    | 76,108   | 829            | 4,046         | 1,563     | 4,258           | 6,193           | 16,132          | Machines et équipement de manutention           |  |  |  |
| 63.3                                   | - 14.9 | 38,587   | 4,831          | 5,491         | 333       | 3,238           | 19,472          | 21,124          | Excavatrices et foreuses pour mines             |  |  |  |
| 8.3                                    | - 6.7  | 40,729   | 1,799          | 2,107         | 474       | 1,050           | 6,673           | 7,280           | Machines-outils, travail des métaux             |  |  |  |
| 26.1                                   | - 27.9 | 23,635   | 993            | 9,715         | 580       | 5,010           | 1,169           | 2,842           | Machines et équipement à travailler le bois     |  |  |  |
| 79.8                                   | - 14.4 | 18,264   | 1,104          | 4,225         | 116       | 10,518          | 4,703           | 18,106          | Machines de construction et outillage           |  |  |  |
| - 12.8                                 | 11.1   | 44,252   | 867            | 1,074         | 432       | 494             | 1,258           | 477             | Machines et outils pour ind. des mat. plast.    |  |  |  |
| - 8.3                                  | 17.9   | 15,611   | 117            | 638           | 120       | 1,796           | 2,097           | 9,164           | Machines pour industries de pâte et papier      |  |  |  |
| 23.0                                   | - 12.0 | 43,170   | 1,840          | 3,867         | 786       | 3,167           | 5,879           | 8,708           | Machines pour autres industries spéciales       |  |  |  |
| 22.4                                   | - 6.6  | 424,515  | 17,494         | 36,855        | 5,221     | 42,296          | 75,352          | 109,833         | <b>Sous-Total</b>                               |  |  |  |
| <b>Machines et tracteurs agricoles</b> |        |  |                |               |           |                 |                 |                 |   |  |  |  |
| 42.4                                   | 4.8    | 73,980   | 400            | 393           | 17        | 768             | 945             | 2,436           | Machines à préparer, ensemer. et amender le sol |  |  |  |
| 43.3                                   | 4.9    | 142,707  | 2,326          | 1,484         |           | 4,879           | 6,172           | 3,495           | Moissonneuses-batteuses et pièces               |  |  |  |
| 32.9                                   | - 4.6  | 55,789   | 2,477          | 388           | 361       | 1,165           | 586             | 1,334           | Autres machines de fenaison et de récolte       |  |  |  |
| 7.1                                    | 13.7   | 60,695   | 449            | 407           | 382       | 936             | 578             | 3,218           | Autres machines et matériel agricoles           |  |  |  |
| 65.2                                   | - 18.6 | 74,696   | 173            | 204           | 3         | 4,205           | 1,532           | 2,724           | Tracteurs                                       |  |  |  |
| 39.7                                   | - 0.6  | 407,867  | 5,824          | 2,876         | 762       | 11,953          | 9,813           | 13,209          | <b>Sous-Total</b>                               |  |  |  |
| <b>Matériel de transport</b>           |        |  |                |               |           |                 |                 |                 |   |  |  |  |
| 77.3                                   | 44.9   | 6,700  |                |               |           | 202             | 33,926          | 36,500          | Matériel roulant de chemin de fer et tramway    |  |  |  |
| 13.9                                   | 17.9   | 2,746,843  | 283            | 4,237         | 82        | 1,852           | 93,669          | 43,621          | Voitures particulières et châssis               |  |  |  |
| 20.6                                   | 27.9   | 972,750  | 18             | 71            |           | 11,224          | 89,766          | 26,668          | Camions, tracteurs routiers et châssis          |  |  |  |
| 32.2                                   | 7.9    | 96,119   | 1,895          | 178           | 88        | 6,899           | 2,606           | 20,224          | Autres véhicules moteurs                        |  |  |  |
| 8.4                                    | 42.9   | 594,632  | 99             | 21            |           | 2,026           | 6,594           | 518             | Moteurs de véhicules auto et pièces             |  |  |  |
| 4.8                                    | 32.9   | 1,655,228  | 2,508          | 7,703         | 1,004     | 39,231          | 38,173          | 20,112          | Pièces de véhicules auto sauf moteurs           |  |  |  |
| 16.4                                   | 6.7    | 86,231   | 5,264          | 60,947        | 232       | 1,191           | 11,043          | 4,068           | Navires, bateaux et pièces                      |  |  |  |
| - 47.6                                 | 133.6  | 6,338  | 125            | 2,581         | 699       | 6,338           | 10,913          | 36,421          | Avions complets y compris moteurs               |  |  |  |
| 81.1                                   | - 1.0  | 114,790  | 7,123          | 19,437        | 378       | 5,177           | 14,069          | 11,194          | Moteurs d'avions et leurs pièces                |  |  |  |
| - 27.1                                 | - 14.9 | 101,700  | 5,151          | 8,675         | 887       | 2,923           | 2,928           | 10,266          | Pièces d'avions, sauf moteurs                   |  |  |  |
| 11.8                                   | 23.5   | 6,381,332  | 22,465         | 103,850       | 3,369     | 77,062          | 303,687         | 209,592         | <b>Sous-Total</b>                               |  |  |  |
| 30.7                                   | 105.2  | 144,999  | 159            | 339           | 123       | 564             | 3,013           | 3,529           | Autre matériel de transport                     |  |  |  |
| - 20.1                                 | 2.4    | 22,638   | 1,498          | 159           | 14        | 460             | 155             | 105             | Téléviseurs, radios et phonographes             |  |  |  |
| 2.9                                    | 10.6   | 161,340  | 7,946          | 16,954        | 2,388     | 28,533          | 20,667          | 61,903          | Autre équipement et matériel de télécomm.       |  |  |  |
| <b>Autre matériel et outils</b>        |        |  |                |               |           |                 |                 |                 |   |  |  |  |
| - 29.2                                 | 7.2    | 16,304   | 1,817          | 380           | 182       | 2,381           | 1,796           | 6,199           | Appareils de chauffage et de réfrigération      |  |  |  |
| - 5.6                                  | 38.3   | 2,041  | 3,706          | 131           | 51        | 3,048           | 252             | 793             | Appareils de cuisson alimentaire                |  |  |  |
| 10.7                                   | - 11.3 | 43,139   | 4,561          | 2,943         | 272       | 3,201           | 21,477          | 8,637           | Matériel électrique d'éclairage et distrib.     |  |  |  |
| 16.6                                   | - 9.8  | 32,059   | 4,707          | 10,804        | 203       | 1,345           | 35              | 2,171           | Matériel de navigation et pièces                |  |  |  |
| 31.5                                   | 6.7    | 50,959   | 4,418          | 9,575         | 1,103     | 4,185           | 10,485          | 8,344           | Autres inst. de mesure cont. lab. med. opt.     |  |  |  |
| 35.0                                   | - 20.8 | 8,565  | 1,790          | 297           | 3,894     | 1,886           | 1,880           | 5,894           | Outils à main et coutellerie diverse            |  |  |  |
| 26.9                                   | 18.8   | 159,802  | 15,763         | 22,833        | 17,189    | 19,588          | 15,536          | 10,207          | Machines et matériel de bureau                  |  |  |  |
| - 4.1                                  | 18.7   | 84,575   | 2,323          | 6,091         | 150       | 4,429           | 8,180           | 5,784           | Autres matériel et outils                       |  |  |  |
| 14.1                                   | 7.6    | 397,444  | 39,086         | 53,055        | 23,042    | 40,063          | 59,642          | 48,029          | <b>Sous-Total</b>                               |  |  |  |
| - 17.5                                 | - 0.4  | 46,483   | 6,744          | 16,343        | 3,130     | 12,615          | 1,793           | 2,931           | Vêtements et accessoires vestimentaires         |  |  |  |
| - 17.6                                 | 14.3   | 17,340   | 456            | 537           | 24        | 291             | 73              | 172             | Chaussures                                      |  |  |  |
| - 20.3                                 | 3.2    | 25,392   | 2,198          | 2,042         | 585       | 5,664           | 690             | 667             | Jouets, jeux et matériel de sport               |  |  |  |
| - 8.5                                  | 15.1   | 28,131   | 4,841          | 3,340         | 686       | 10,549          | 4,808           | 2,840           | Autres effets ménagers et personnels            |  |  |  |
| 7.9                                    | 0.0    | 7,555  | 1,168          | 6,667         | 3,033     | 2,387           | 11,614          | 4,175           | Médicaments et produits pharmaceutiques         |  |  |  |
| 27.3                                   | 15.7   | 7,297  | 748            | 2,051         | 1,246     | 2,629           | 1,203           | 682             | Fournitures médic. ophtalmiques et ortho.       |  |  |  |
| 3.6                                    | 32.4   | 63,593   | 1,963          | 4,531         | 94        | 1,062           | 1,709           | 1,033           | Imprimés  |  |  |  |
| 0.0                                    | 28.1   | 37,429   | 2,638          | 1,960         | 423       | 1,081           | 1,385           | 584             | Articles photographiques                        |  |  |  |
| - 5.0                                  | - 36.1 | 9,264  | 502            | 1,136         | 3         | 955             | 468             | 566             | Armes à feu, munitions et artillerie            |  |  |  |
| - 19.5                                 | 10.9   | 22,591   | 590            | 519           | 210       | 133             | 4,634           | 697             | Récipients et fermetures                        |  |  |  |
| 36.9                                   | 48.5   | 25,520   | 1,100          | 1,222         | 60        | 1,806           | 621             | 66,881          | Bâtiments et structures préfabriqués            |  |  |  |
| - 2.9                                  | 77.8   | 68,954   | 4,728          | 35,031        | 4,033     | 14,857          | 4,343           | 10,801          | Autres produits finis                           |  |  |  |
| 12.7                                   | 18.7   | 8,299,683  | 122,148        | 289,468       | 48,447    | 254,961         | 505,670         | 538,228         | <b>Total</b>                                    |  |  |  |
| 7.7                                    | 122.4  | 92,732   | 3,411          | 4,291         | 678       | 4,565           | 8,734           | 14,231          | <b>Transactions spéciales commerciales</b>      |  |  |  |
| 2.1                                    | 14.7   | 20,598,086   | 1,512,422      | 2,093,908     | 2,006,578 | 835,300         | 1,426,870       | 2,059,030       | <b>TOTAL DES EXPORTATIONS NATIONALES</b>        |  |  |  |

\* Marchés principaux; voir note 9 page 42.

... La variation en pourcentage est en excès de 999 pourcent.

TABLE X-4. EXPORTS BY PROVINCE OF LADING

TABLEAU X-4. EXPORTATIONS PAR PROVINCE DE CHARGEMENT

|                           |       | thousands of dollars - milliers de dollars |  |  |  |                                       |   |                                    |                         |
|---------------------------|-------|--|--|--|--|---------------------------------------|---|------------------------------------|-------------------------|
| PROVINCE<br>OF LADING     | YEAR  | Live<br>Animals                            | Food, Feed,<br>Beverages<br>And Tobacco          | Crude<br>Materials,<br>Inedible        | Fabricated<br>Materials,<br>Inedible           | End<br>Products,<br>Inedible          | Special<br>Transactions,<br>Trade         | Total<br>Domestic<br>Exports       | Total<br>Re-Exports     |
|                           |       | Animaux<br>vivants                         | Aliments,<br>provendes,<br>boissons<br>et tabacs | Matières<br>brutes, non<br>comestibles | Matières<br>travaillées,<br>non<br>comestibles | Produits<br>finis, non<br>comestibles | Transactions<br>spéciales<br>commerciales | Total<br>exportation<br>nationales | Total<br>réexportations |
| PROVINCE<br>DE CHARGEMENT | ANNEE | JANUARY TO OCTOBER - JANVIER A OCTOBRE     |  |  |  |                                       |   |                                    |                         |
| Newfoundland              | 1974  | 16   | 59,461   | 62,313                                 | 265,055  | 1,612                                 | 25  | 388,483                            | 878                     |
| Terre-Neuve               | 1975  | 17   | 62,760   | 38,900                                 | 237,109  | 3,104                                 | 1,361                                     | 343,250                            | 884                     |
|                           | 1976  | 23   | 105,885  | 46,918                                 | 195,436  | 3,047                                 | 818                                       | 352,127                            | 926                     |
| Nova Scotia               | 1974  | 326  | 154,727  | 46,064                                 | 233,462  | 87,485                                | 479                                       | 522,543                            | 10,578                  |
| Nouvelle-Ecosse           | 1975  | 201  | 202,281  | 34,895                                 | 205,221  | 95,835                                | 3,393                                     | 541,827                            | 7,133                   |
|                           | 1976  | 205  | 235,559  | 36,375                                 | 211,032  | 111,148                               | 5,183                                     | 599,501                            | 4,563                   |
| Prince Edward Island      | 1974  | 378  | 10,802   | 3,926                                  | 566  | 190                                   | 1   | 15,863                             | 28                      |
| Ile-du-Prince-Edouard     | 1975  | 86   | 7,957  | 2,379                                  | 551  | 944                                   | 12  | 11,928                             | 252                     |
|                           | 1976  | 158  | 21,886   | 2,076                                  | 686  | 191                                   | 71  | 25,067                             | 131                     |
| New Brunswick             | 1974  | 1,234                                      | 114,165  | 81,217                                 | 447,680  | 23,860                                | 596                                       | 668,751                            | 4,165                   |
| Nouveau-Brunswick         | 1975  | 1,124                                      | 174,575  | 93,625                                 | 414,899  | 67,509                                | 1,431                                     | 753,162                            | 2,817                   |
|                           | 1976  | 765  | 155,555  | 87,844                                 | 455,403  | 25,039                                | 8,479                                     | 733,085                            | 7,943                   |
| Quebec                    | 1974  | 12,512                                     | 1,061,790  | 846,861                                | 2,283,542                                      | 980,275                               | 8,517                                     | 5,193,497                          | 172,855                 |
| Québec                    | 1975  | 7,925                                      | 1,189,743  | 873,784                                | 2,127,993                                      | 1,360,607                             | 14,145                                    | 5,574,196                          | 193,063                 |
|                           | 1976  | 16,145                                     | 1,207,002  | 1,331,853                              | 2,229,669                                      | 1,430,801                             | 26,133                                    | 6,241,604                          | 153,279                 |
| Ontario                   | 1974  | 29,891                                     | 506,926  | 858,416                                | 2,457,493                                      | 6,089,385                             | 21,498                                    | 9,963,610                          | 350,984                 |
| Ontario                   | 1975  | 20,441                                     | 515,283  | 778,824                                | 2,274,918                                      | 6,525,891                             | 22,450                                    | 10,137,807                         | 351,049                 |
|                           | 1976  | 37,507                                     | 496,344  | 658,117                                | 2,865,021                                      | 8,052,794                             | 57,716                                    | 12,167,500                         | 394,995                 |
| Manitoba                  | 1974  | 12,033                                     | 115,638  | 62,737                                 | 126,624  | 120,196                               | 729                                       | 437,955                            | 8,135                   |
| Manitoba                  | 1975  | 7,649                                      | 108,566  | 49,583                                 | 122,605  | 146,705                               | 1,427                                     | 436,535                            | 10,813                  |
|                           | 1976  | 14,288                                     | 123,348  | 49,224                                 | 117,000  | 170,538                               | 3,819                                     | 478,217                            | 12,655                  |
| Saskatchewan              | 1974  | 3,498                                      | 18,869   | 336,589                                | 309,054  | 14,629                                | 138                                       | 682,778                            | 2,344                   |
| Saskatchewan              | 1975  | 5,712                                      | 18,138   | 268,565                                | 311,385  | 19,688                                | 623                                       | 624,111                            | 3,262                   |
|                           | 1976  | 14,110                                     | 18,260   | 243,102                                | 424,783  | 20,855                                | 3,832                                     | 724,942                            | 2,959                   |
| Alberta                   | 1974  | 14,792                                     | 40,985   | 2,853,491                              | 339,930  | 61,680                                | 13,927                                    | 3,324,805                          | 33,355                  |
| Alberta                   | 1975  | 9,716                                      | 49,398   | 3,089,786                              | 414,746  | 89,759                                | 7,760                                     | 3,661,165                          | 41,636                  |
|                           | 1976  | 17,577                                     | 57,460   | 3,048,294                              | 434,990  | 62,878                                | 13,235                                    | 3,634,435                          | 38,082                  |
| British Columbia          | 1974  | 2,942                                      | 1,008,617  | 1,128,463                              | 2,466,033                                      | 133,042                               | 6,441                                     | 4,745,538                          | 47,896                  |
| Colombie Britannique      | 1975  | 1,052                                      | 915,326  | 1,134,565                              | 2,190,124                                      | 161,044                               | 5,179                                     | 4,407,291                          | 45,728                  |
|                           | 1976  | 6,099                                      | 1,004,795  | 1,234,812                              | 3,080,302                                      | 180,564                               | 8,942                                     | 5,515,515                          | 42,993                  |
| All provinces *           | 1974  | 77,625                                     | 3,091,982  | 6,377,086                              | 8,929,674                                      | 7,513,112                             | 53,690                                    | 26,043,169                         | 631,803                 |
| Ensemble des provinces *  | 1975  | 53,935                                     | 3,244,031  | 6,468,336                              | 8,300,199                                      | 8,473,309                             | 57,839                                    | 26,597,649                         | 658,605                 |
|                           | 1976  | 106,878                                    | 3,426,147  | 6,796,400                              | 10,015,519                                     | 10,058,607                            | 128,644                                   | 30,532,195                         | 658,907                 |
|                           |       | OCTOBER - OCTOBRE                          |  |  |  |                                       |   |                                    |                         |
| Newfoundland              | 1974  | 2  | 8,013  | 7,942                                  | 27,488   | 222                                   | 1   | 43,668                             | 306                     |
| Terre-Neuve               | 1975  | 4  | 5,806  | 1,721                                  | 31,262   | 532                                   | 6   | 39,331                             | 61                      |
|                           | 1976  | 4  | 8,577  | 5,780                                  | 15,835   | 556                                   | 175                                       | 30,928                             | 69                      |
| Nova Scotia               | 1974  | 6  | 9,538  | 3,440                                  | 23,949   | 42,177                                | 23  | 79,134                             | 562                     |
| Nouvelle-Ecosse           | 1975  | 23   | 9,928  | 3,444                                  | 23,118   | 12,077                                | 74  | 48,665                             | 274                     |
|                           | 1976  | 13   | 12,898   | 2,482                                  | 15,976   | 7,929                                 | 192                                       | 39,490                             | 610                     |
| Prince Edward Island      | 1974  | 8  | 1,679  | 531                                    | 176  | 60                                    |   | 2,454                              | 9                       |
| Ile-du-Prince-Edouard     | 1975  |  | 2,101  | 88                                     | 188  | 753                                   | 3   | 3,133                              | 4                       |
|                           | 1976  | 5  | 6,577  | 182                                    | 15   |                                       | 40  | 6,820                              |                         |
| New Brunswick             | 1974  | 7  | 11,195   | 13,231                                 | 58,490   | 3,233                                 | 29  | 86,185                             | 638                     |
| Nouveau-Brunswick         | 1975  | 9  | 6,841  | 938                                    | 35,959   | 15,628                                | 113                                       | 59,488                             | 251                     |
|                           | 1976  | 66   | 7,201  | 14,722                                 | 48,906   | 3,002                                 | 222                                       | 74,119                             | 232                     |
| Quebec                    | 1974  | 760  | 142,675  | 124,829                                | 252,364  | 114,577                               | 285                                       | 635,490                            | 17,911                  |
| Québec                    | 1975  | 2,007                                      | 173,643  | 81,282                                 | 230,565  | 133,612                               | 1,038                                     | 622,147                            | 21,841                  |
|                           | 1976  | 1,640                                      | 144,199  | 135,194                                | 232,592  | 182,762                               | 2,100                                     | 698,487                            | 16,700                  |
| Ontario                   | 1974  | 1,790                                      | 99,325   | 101,047                                | 255,604  | 760,129                               | 3,263                                     | 1,221,156                          | 42,919                  |
| Ontario                   | 1975  | 2,241                                      | 73,722   | 50,315                                 | 216,220  | 828,990                               | 2,897                                     | 1,174,386                          | 47,146                  |
|                           | 1976  | 2,874                                      | 70,190   | 51,705                                 | 304,197  | 696,035                               | 9,983                                     | 1,134,984                          | 47,156                  |
| Manitoba                  | 1974  | 1,050                                      | 41,509   | 3,222                                  | 16,066   | 12,659                                | 27  | 74,533                             | 700                     |
| Manitoba                  | 1975  | 3,688                                      | 36,842   | 3,621                                  | 17,400   | 14,954                                | 188                                       | 76,692                             | 1,105                   |
|                           | 1976  | 2,573                                      | 33,588   | 4,601                                  | 16,287   | 15,642                                | 703                                       | 73,394                             | 2,837                   |
| Saskatchewan              | 1974  | 59   | 1,834  | 17,126                                 | 34,848   | 1,750                                 | 7   | 55,625                             | 185                     |
| Saskatchewan              | 1975  | 3,457                                      | 1,154  | 27,435                                 | 32,606   | 1,819                                 | 28  | 66,500                             | 195                     |
|                           | 1976  | 3,490                                      | 3,457  | 27,104                                 | 43,079   | 1,554                                 | 150                                       | 78,835                             | 207                     |
| Alberta                   | 1974  | 2,080                                      | 2,939  | 341,299                                | 40,684   | 7,023                                 | 4,741                                     | 398,766                            | 3,612                   |
| Alberta                   | 1975  | 2,005                                      | 5,985  | 344,858                                | 52,139   | 7,928                                 | 1,261                                     | 414,176                            | 4,970                   |
|                           | 1976  | 2,466                                      | 4,870  | 281,639                                | 52,153   | 6,452                                 | 689                                       | 348,269                            | 3,270                   |
| British Columbia          | 1974  | 877  | 44,455   | 105,993                                | 264,602  | 14,089                                | 2,314                                     | 432,331                            | 6,082                   |
| Colombie Britannique      | 1975  | 308  | 116,601  | 124,490                                | 146,471  | 22,730                                | 745                                       | 411,345                            | 3,672                   |
|                           | 1976  | 536  | 92,822   | 129,431                                | 300,196  | 12,886                                | 1,252                                     | 537,123                            | 3,436                   |
| All provinces *           | 1974  | 6,640                                      | 363,163  | 732,750                                | 974,333  | 955,938                               | 11,915                                    | 3,044,739                          | 72,943                  |
| Ensemble des provinces *  | 1975  | 13,744                                     | 432,624  | 647,171                                | 786,512  | 1,039,289                             | 6,356                                     | 2,925,696                          | 79,656                  |
|                           | 1976  | 13,666                                     | 384,379  | 655,414                                | 1,029,372                                      | 927,024                               | 15,510                                    | 3,025,365                          | 74,540                  |

\* Includes Yukon - Y compris le Yukon



- A. **Sources of Statistics:** Canada's external trade statistics are tabulated from copies of administrative documents collected by Revenue Canada, Customs at its ports across Canada. The Customs Act requires that each time goods are imported into or exported from Canada a document be filed with Customs giving such descriptions of the goods and details of the transaction as are required for the purposes of Customs administration. It follows that the method of compilation of external trade statistics is determined and limited to some extent by Customs regulations and procedures. Where these affect the precise or consistent application of the statistical principles explained in the following section, their impact is described in qualitative terms only.

Statistics on trade in electricity and on exports of crude petroleum and natural gas cannot, for administrative reasons, be obtained from Customs documents. They are instead collected by the Manufacturing and Primary Industries Division of Statistics Canada, with important statistical consequences explained in Note 4 below.

Import statistics for shipments from the United States of less than \$2,500 are estimated on the basis of a 10 per cent sample of such shipments. The size of this sample is at present in excess of 20,000 shipments per month.

Export statistics for shipments of less than \$2,500 from Quebec, Ontario, Manitoba and British Columbia to the United States are estimated on the basis of a 20 per cent sample. The size of this sample is at present in excess of 10,000 shipments per month.

- B. **Concepts and Definitions Used in the Compilation of External Trade Statistics:** The most comprehensive set of principles for the compilation of trade statistics is to be found in *International Trade Statistics: Concepts and Definitions*, published by the United Nations Statistical Office (Series M, No. 52; New York, 1970). The following notes are both a summary of these principles and a description of the choices and exceptions made in the case of Canada's external trade statistics.

1. **System of Trade:** Canadian statistics are tabulated according to the "general" system of trade. Thus *imports* include all goods which have crossed Canada's geographical boundary, whether they are entered through Customs for immediate consumption in Canada or stored in bonded Customs warehouses. *Domestic exports* include goods grown, extracted or manufactured in Canada (including goods of foreign origin which have been materially transformed in Canada). *Re-exports* are exports of goods of foreign origin which have not been materially transformed in Canada (including goods withdrawn for export from bonded Customs warehouses).

The trade statistics do not include exports to Canadian diplomatic or military posts abroad nor imports by foreign diplomatic or military posts in Canada because such posts are considered to be within the geographical boundary of the sponsor country. Purchases or sales of bunker supplies and stores for ships or aircraft engaged in international traffic, tourist purchases and settlers' effects are excluded for practical reasons. Goods which cross the Canadian border for convenience of transportation only are not included in trade statistics.

- A. **Sources des statistiques:** Les statistiques sur le commerce extérieur du Canada sont totalisées à partir des copies des documents administratifs recueillis par Revenu Canada (Douanes) dans ses bureaux de douane par tout le Canada. La Loi sur les douanes exige que chaque fois que des marchandises sont importées au Canada ou exportées du pays, une déclaration soit faite précisant la nature des marchandises et donnant le détail de l'opération commerciale d'après les besoins de la réglementation de l'administration douanière. Il s'ensuit que la méthode de production de statistiques sur le commerce extérieur est déterminée et limitée dans une certaine mesure par les règlements et les procédures des douanes. Lorsque ceux-ci nuisent à l'application précise ou uniforme des principes statistiques exposés dans la section suivante, leur incidence est décrite en termes qualitatifs seulement.

Des statistiques sur le commerce de l'énergie électrique, et sur les exportations de pétrole brut et de gaz naturel ne peuvent, pour des raisons administratives, être tirées des documents de douane. Elles sont plutôt recueillies par la Division des industries manufacturières et primaires de Statistique Canada; les conséquences importantes sur le plan statistique sont expliquées à la note 4 ci-dessous.

Les chiffres d'importation portant sur les livraisons en provenance des États-Unis avec une valeur inférieure à \$2,500 sont préparés d'après un échantillon de 10 pour cent. Cet échantillon comprend actuellement plus de 20,000 envois par mois.

Les chiffres d'exportation portant sur les livraisons avec une valeur inférieure à \$2,500 en provenance du Québec, de l'Ontario, du Manitoba et de la Colombie Britannique vers les États-Unis sont préparés d'après un échantillon de 20 pour cent. Cet échantillon comprend actuellement plus de 10,000 envois par mois.

- B. **Concepts et définitions utilisés dans la production de statistiques sur le commerce extérieur:** L'ensemble le plus complet de principes directeurs pour la préparation de ces statistiques est présenté dans *Statistiques du commerce international: concepts et définitions*, publié par le Bureau de statistique des Nations Unies (série M, no 52, New York, 1970). Les notes suivantes résumant ces principes et décrivent les choix et les exceptions dans le cas de la statistique du commerce extérieur du Canada.

1. **Système commercial:** Les statistiques canadiennes sont totalisées selon le système commercial "général". Ainsi, les *importations* comprennent tous les biens qui ont franchi les limites géographiques du Canada, qu'ils soient passés par les douanes pour être consommés immédiatement au Canada ou qu'ils aient été entreposés en douane. Les *exportations nationales* comprennent les biens cultivés, extraits ou fabriqués au Canada (y compris les biens d'origine étrangère qui ont été transformés au Canada). Les *réexportations* sont des exportations de biens d'origine étrangère qui n'ont pas été transformés matériellement au Canada (y compris les biens retirés des entrepôts de douane en vue de leur exportation).

La statistique du commerce ne prend pas en compte les exportations vers des missions diplomatiques ou militaires canadiennes à l'étranger ni les importations attribuables à des missions étrangères semblables au Canada, car on considère que ces missions ne se trouvent pas hors des limites géographiques du pays qui les a envoyées. Les achats ou les ventes d'approvisionnement de navires ou d'aéronefs affectés au transport international, les achats des touristes et les effets des migrants sont exclus pour des raisons pratiques. Les biens auxquels on fait franchir la frontière canadienne uniquement pour en faciliter le transport sont laissés hors compte.

2. **Coverage:** Merchandise trade includes only goods which add to or subtract from the stock of material resources in Canada as a result of their movement across the Canadian border. Consequently, goods intended to be returned to the exporting country after a short period of time are excluded from trade statistics (when this intention is apparent from the Customs documentation). Examples of such transactions are works of art loaned for exhibition, vehicles or horses exported to compete in races, and films exported for processing and return. Goods exported or imported for purposes of repair only are excluded from statistics, although payments or receipts for repairs are included in the trade statistics. Financial assets such as circulating coin, stocks and bonds are also excluded from the trade statistics.

3. **Valuation:** *Exports* are recorded at the values declared on export documents, which usually reflect the actual selling price or, in the case of non-arms-length transactions, the transfer price used for company accounting purposes. Most exports are valued at the place in Canada where they are laden aboard a carrier for export (e.g. mine, farm or factory) but a significant proportion of exports by water or air reflect values which include transportation charges to the port of export. Some overland shipments to the United States are recorded at a value which includes part or all of the transportation charges to the ultimate destination because such transportation charges cannot be identified and removed.

*Imports* are generally recorded at the values established for Customs duty purposes according to the provisions of the Customs Act. Customs values are identical to selling prices for most arms-length transactions. However, Customs values exceed company transfer prices for most transactions between affiliated firms. (Beginning in 1970, imports of automotive products from the United States have been recorded at company transfer prices rather than Customs values.) Import documents are required to show values which exclude all transportation charges. Some imports from the United States are however purchased on a "delivered" basis and their prices therefore reflect an allowance for transportation costs.

4. **Timing:** Statistics for a month include all shipments for which Customs documents were received at Statistics Canada between the first and last working days of the month and therefore do not represent trade in a calendar period. Individual shipments may not be recorded in statistics until some time after their arrival or departure because of administrative procedures which permit late filing of documents. Trade in electricity and exports of both crude petroleum and natural gas for a given month are included in statistics for the following month because they are collected too late for inclusion in statistics for the month indicated (see *Sources of Statistics*).

5. **Trading Partner Attribution:** *Imports* are attributed to the country from which the goods were first consigned directly to Canada, whether or not this is the country of origin. An exception is made in the case of goods of Central or South American origin consigned to Canada from the United States; such imports are credited to the country of origin.

*Exports* are attributed to the country which is the last known destination of the goods at the time of export. (Many primary products are shipped to entrepôt points, particularly in Europe, for re-export to the ultimate destination which is unknown when the goods leave Canada.) The country classification employed by the External Trade Division of Statistics Canada is designed for purposes of economic geography and therefore does not reflect the views or intentions of the Government of Canada on international issues of recognition, sovereignty or jurisdiction.

2. **Champ d'observation:** Le commerce de marchandises ne comprend que les biens dont le passage d'un côté à l'autre de la frontière canadienne augmente ou diminue le stock de ressources matérielles du Canada. Ainsi, les biens qui seront renvoyés dans le pays exportateur après un court laps de temps sont exclus de la statistique du commerce (lorsque cette intention se dégage des documents de douane). Citons à titre d'exemple les oeuvres d'art prêtées pour une exposition, les véhicules ou les chevaux exportés en vue d'une course, les films exportés pour être développés, puis retournés. Les biens exportés ou importés pour fins de réparation seulement ne sont pas pris en compte, bien que les paiements ou les recettes au titre des réparations soient portés dans la statistique du commerce. Des avoirs financiers comme le numéraire non périmé, les actions et les obligations sont également laissés hors compte.

3. **Evaluation:** Les *exportations* sont présentées selon les valeurs déclarées dans les documents d'exportation; il s'agit habituellement de prix de vente réel ou, dans le cas des opérations entre entreprises affiliées, du prix de transfert adopté par les sociétés à des fins comptables. La plupart des exportations sont évaluées au point du territoire du Canada (mine, ferme ou usine) où elles sont chargées et ainsi confiées à un transporteur en vue de leur exportation, mais une partie importante des exportations par eau ou par air se voit attribuer une valeur qui comprend les frais de transport vers le port d'exportation. Pour certaines livraisons par voie de terre vers les États-Unis, la valeur indiquée comprend en partie ou en totalité les frais de transport jusqu'à la destination ultime parce qu'on ne peut isoler et retrancher ces frais.

Les *importations* sont habituellement présentées selon les valeurs établies aux fins du prélèvement des droits de douane conformément aux dispositions de la Loi sur les douanes. Les valeurs des douanes sont identiques aux prix de vente dans le cas de la plupart des opérations entre parties indépendantes. Toutefois, les valeurs douanières dépassent les prix de transfert des sociétés dans le cas de la majorité des opérations entre entreprises affiliées. (À partir de 1970, les importations de produits de l'industrie automobile en provenance des États-Unis sont indiquées aux prix de transfert et non pas selon les valeurs fixées en douane.) Les valeurs déclarées dans les documents d'importation ne doivent pas comprendre les frais de transport. Certaines importations en provenance des États-Unis sont toutefois sur une base de livraison et leur prix englobe par conséquent les frais de transport.

4. **Période:** Les statistiques d'un mois donné visent toutes les livraisons pour lesquelles Statistique Canada a reçu des documents de douane entre le premier et le dernier jour ouvrable du mois; elles ne présentent donc pas le commerce pour une division normalisée de l'année civile. De diverses livraisons peuvent ne pas être prises en compte dès leur arrivée ou leur départ à cause de la procédure administrative qui donne lieu à une présentation tardive des documents. Le commerce d'énergie électrique et les exportations de pétrole brut et de gaz naturel d'un mois donné sont présentés dans les statistiques du mois suivant parce qu'on obtient les données trop tard pour qu'elles puissent faire partie des statistiques du mois de référence (voir *Sources des statistiques*).

5. **Partenaires commerciaux et attribution:** Les *importations* sont attribuées au pays de première consignation directe des biens au Canada, que ce soit ou non le pays d'origine. On déroge à cette règle dans le cas des biens ayant comme région d'origine l'Amérique centrale ou l'Amérique du Sud et expédiés au Canada depuis les États-Unis; ces importations sont portées au crédit du pays d'origine.

Les *exportations* sont attribuées au pays de dernière destination connue au moment de l'exportation. (De nombreux produits "primaires" sont expédiés vers des points d'entreposage, notamment en Europe, en vue de leur réexportation; la destination ultime de ces produits est inconnue lorsqu'ils quittent le Canada.) La classification des pays utilisée par la Division du commerce extérieur de Statistique Canada a été conçue aux fins de la géographie économique et ne reflète donc pas l'opinion du Gouvernement du Canada relativement aux questions de reconnaissance, de souveraineté ou de compétence en matière internationale.

6. **Revisions of Statistics:** The statistics in this report for the current month are preliminary and subject to revision at any time until the January report for the following year has been published. Statistics for previous years are subject to revision in the March issue. Statistical series are adjusted for seasonal variation using Census Method II (X-11 variant); these adjustments are also revised in March of each year.

7. **Indexes of Price and Volume:** With the publication of indexes for April 1975, the weighting system used for the trade price and volume indexes has been changed to correspond with the system used to estimate Gross National Product (G.N.P.) at constant prices. The reference period for the indexes is also being changed from 1968 = 100 to 1971 = 100. The purpose of these changes is to reduce discrepancies between the trade and G.N.P. indexes caused by differences in weighting systems and to align the time references of the various index numbers published by Statistics Canada (see *Canadian Statistical Review*, May, 1975, p.116).

Before April 1975, the import and export price indexes were calculated using a (Laspeyres) system of fixed weights based on the 1968 pattern of trade. The volume index was derived by dividing (deflating) the value index by the corresponding fixed-weighted price index. This yielded a current-weighted (Paasche) volume index.

In the new indexes, the use of fixed weights for the price indexes and current weights for the volume indexes is reversed. The new price indexes in tables 3, 4, 5, and 6 are current-weighted. The weights are trade quantities for the month, quarter or year to which the index refers and hence change from period to period. The new volume index is derived by dividing the value index by the corresponding current-weighted price index. The resulting volume index is, therefore, weighted with fixed 1971 price weights, as are the measures of G.N.P. components in constant 1971 prices.

The new 1971 trade indexes are based on an expanded set of price indicators selected to represent 1971 trading patterns. Individual price indicators are either commodity unit values calculated directly from the trade statistics or, particularly in the case of end products, price indexes obtained from other Canadian or foreign statistics.

Historical data for the new indexes in tables 3, 4, 5, and 6 from 1971 to 1973 were published as an appendix in the July, August and September 1975 Summaries of External Trade. An explanation of the methodology used to construct the new indexes and an analysis of the impact of the changes will be published in the near future.

8. **Provincial Detail:** Export statistics by province of lading indicate the province in which the goods were first laden aboard a carrier for export, which may not in all cases represent the province in which the goods were grown, extracted or manufactured. Import statistics by province of clearance indicate the province in which the goods were cleared by Customs either for immediate consumption or for entry into a bonded Customs warehouse; this may not always coincide with the province in which the goods are consumed or enter the productive process.

6. **Révision des statistiques:** Les statistiques publiées pour le mois d'observation sont provisoires et susceptibles d'être révisées ou rectifiées en tout temps jusqu'à la parution du bulletin de janvier de l'année suivante. Les statistiques portant sur les années précédentes peuvent être rectifiées dans la publication de mars. Les séries statistiques sont désaisonnalisées selon la *Census Method II* (version X-11); ces ajustements font également l'objet d'une révision chaque année en mars.

7. **Indices des prix et du volume:** À partir de la publication des indices pour le mois d'avril, 1975, le système de pondération employé dans le calcul des indices des prix et du volume du commerce a été aligné avec la pondération des indices employés dans la préparation des chiffres du Produit National Brut (P.N.B.) aux prix constants. La période de référence des indices a été également changée, 1971 = 100 remplaçant 1968 = 100. Ces changements ont visé l'élimination des différences entre les indices du commerce et ceux du P.N.B., différences dont la source était l'incompatibilité des systèmes de pondération. Ils ont également visé l'alignement des périodes de référence de l'ensemble des indices publiés par Statistique Canada. (voir *Revue Statistique du Canada*, Mai, 1975, p.116).

Avant avril, 1975, les indices des prix à l'importation et à l'exportation se basaient sur un système de pondération fixe du type Laspeyres, d'après la structure du commerce en 1968. Les indices du volume s'obtenaient en divisant (déflétant) l'indice de la valeur par l'indice du prix correspondant. Les indices du volume étaient, en conséquence, des indices du type Paasche, à pondération mobile.

Les nouveaux indices entraînent un renversement des systèmes de pondération. Les indices des prix compris dans les tableaux 3, 4, 5, et 6 sont pondérés d'après les quantités mensuelles, trimestrielles ou annuelles du commerce correspondantes à la période de l'indice. Par conséquence ces pondérations sont variables d'une période à l'autre. Sous le nouveau système, les indices du volume sont encore calculés en divisant l'indice de la valeur par l'indice du prix correspondant. L'indice du volume obtenu est donc implicitement pondéré par les prix fixes de l'année 1971, et correspond aux chiffres du P.N.B. aux prix constants de 1971.

Les nouveaux indices du commerce ont été calculés d'après un échantillon d'indices élémentaires élargi. Ces indices élémentaires proviennent généralement des valeurs unitaires de marchandises sorties des statistiques du commerce. Toutefois, surtout dans le cas des produits finis, des indices de prix canadiens obtenus à partir de sources canadiennes ou étrangères sont également utilisés.

Les données rétrospectives pour les années de 1971 à 1973 portant sur les tableaux 3, 4, 5, et 6 ont été publiées en annexe dans les *Sommaires du Commerce extérieur* de juillet, août et septembre 1975. Des renseignements concernant la méthodologie employée dans le calcul des nouveaux indices ainsi qu'une analyse des effets du changement de procédure seront publiés dans un proche avenir.

8. **Statistiques provinciales:** Les statistiques des exportations par province de chargement indiquent la province où les biens ont d'abord été confiés à un transporteur en vue de leur exportation; il ne s'agit donc pas toujours de la province où les biens ont été cultivés, extraits ou fabriqués. Les statistiques des importations par province de dédouanement présentent la province où les biens ont passé la douane en vue d'une consommation immédiate ou de leur entreposage en douane; cette province peut différer de la province de consommation ou d'entrée dans l'activité productive.

9. **Principal trading areas:** Effective January, 1976, the "principal trading areas" shown in some tables include new groupings which are defined below:

**Other E.E.C.:** Belgium, Denmark, France, Germany (F.R.), Ireland, Italy, Luxembourg, Netherlands (the U.K. is also a member of the E.E.C. but is shown separately because of the importance of its trade with Canada).

**Other O.E.C.D.:** Austria, Finland, Greece, Iceland, Norway, Portugal, Spain, Sweden, Switzerland, Turkey, Australia, New Zealand. (The E.E.C. countries, United States, Japan and Canada are also members of O.E.C.D. — The Organization for Economic Cooperation and Development).

**Other America:** This group includes all countries and territories of North and South America (other than the United States and Canada) including Greenland, Bermuda and Puerto Rico.

10. **Sources of Further Information:** More detailed monthly, quarterly and annual trade statistics are published in the 65-xxx series of Statistics Canada publications. Detailed descriptions and indexes of the commodity classifications are also available. See the Statistics Canada publications catalogue for descriptions of the contents of the various publications. As a result of continuous research on trade statistics, additional reference materials are published from time to time. For example, *The Reconciliation of U.S.-Canada Trade Statistics*, published by the United States - Canada Trade Statistics Committee, is available on request from the address given below.

Questions concerning details of methods not covered by these notes should be addressed in writing to the Director, External Trade Division, Statistics Canada, Ottawa, Ontario K1A 0V5.

9. **Marchés principaux:** A partir de janvier 1976, les "marchés principaux" apparaissant dans certains tableaux comprennent les nouveaux groupements définis ci-dessous:

**Autres C.E.E.:** Allemagne (R.F.), Belgique, Danemark, France, Irlande, Italie, Luxembourg, Pays-Bas (le Royaume-Uni est aussi membre de la C.E.E. mais il est séparé dans les statistiques à cause de son importance dans le commerce du Canada).

**Autres O.C.D.E.:** Autriche, Espagne, Finlande, Grèce, Islande, Norvège, Portugal, Suède, Suisse, Turquie, Australie, Nouvelle-Zélande. (Les pays membres de la C.E.E., les États-Unis, le Japon et le Canada sont aussi membres de l'O.C.D.E. — l'Organisation pour la coopération et le développement économique.)

**Autres Amérique:** Cette catégorie comprend tous les pays et les territoires de l'Amérique du nord et du sud (sauf les États-Unis et le Canada), y compris le Groënland, les Bermudes et Porto Rico.

10. **Sources de renseignements supplémentaires:** Des statistiques mensuelles, trimestrielles et annuelles plus détaillées sur le commerce paraissent dans la série 65-xxx des publications de Statistique Canada. On peut également se procurer des descriptions détaillées et des index des classifications de marchandises. Veuillez consulter le catalogue des publications de Statistique Canada pour une description du contenu des diverses publications. La recherche continue dans le domaine de la statistique du commerce donne naissance de temps à autre à de nouveaux documents de référence. Ainsi, on peut obtenir à l'adresse mentionnée ci-dessous un document sur le rapprochement des statistiques du commerce États-Unis-Canada publié par le comité de la statistique du commerce États-Unis-Canada.

Toute question au sujet des méthodes employées doit être adressée par écrit au directeur de la Division du commerce extérieur, Statistique Canada, Ottawa, Ontario K1A 0V5.

## SELECTED COMMODITY GROUPINGS (TABLE 3): M.C.C. CONTENTS

## GROUPES DE MARCHANDISES CHOISIS (TABLEAU 3): COMPOSITION EN TERMES DE LA C.M.I.

|  |   |   |
|--|---|---|
| Meat, fresh, chilled or frozen             | 01101 - 01199                                 | Viande fraîche, réfrigérée ou congelée  |
| Fresh fruits                               | 07103 - 07189                                 | Fruits frais                            |
| Fresh vegetables                           | 09103 - 09199                                 | Légumes frais                           |
| Raw sugar                                  | 10119   | Sucre brut                              |
| Cocoa, chocolate, coffee and tea           | 11110 - 11349                                 | Cacao, chocolat, café et thé            |
| Wool, cotton and man-made fibres           | 24209 - 24299 & 24410 - 24499 & 24617 - 24699 | Laine, coton et fibres artificielles    |
| Coal                                       | 26110 - 26189                                 | Charbon                                 |
| Crude petroleum                            | 26410   | Pétrole brut                            |
| Textile fabricated materials               | 36021 - 38999                                 | Ouvrages en matières textiles           |
| Chemicals and related products             | 40003 - 42999                                 | Produits chimiques et produits connexes |
| Petroleum and coal products                | 43109 - 43997                                 | Dérivés du pétrole et du charbon        |
| Rolling mill products                      | 44403 - 44690                                 | Produits des usines de laminage         |
| Non ferrous metals                         | 45105 - 45999                                 | Métaux non-ferreux                      |
| Metal fabricated basic products            | 46113 - 46999                                 | Ouvrages de base en laminage            |
| Industrial machinery                       | 50119 - 52999                                 | Machinerie industrielle                 |
| Agricultural machinery, including tractors | 54109 - 55199                                 | Machinerie agricole y compris tracteurs |
| Passenger automobiles and chassis          | 58104 - 58149                                 | Voitures particulières et châssis       |
| Trucks and other motor vehicles            | 58304 - 58799                                 | Camions et autres véhicules moteurs     |
| Motor vehicle engines and parts            | 58802 - 58849                                 | Moteurs de véhicules auto et pièces     |
| Motor vehicle parts, except engines        | 58909 - 58999                                 | Pièces de véhicules auto sauf moteurs   |
| Communication and related equipment        | 63419 - 63999                                 | Équipement et matériel de communication |
| Office machines and equipment              | 77104 - 77199                                 | Machines et matériel de bureau          |
| Apparel and apparel accessories            | 78119 - 78999                                 | Vêtements et accessoires de vêtement    |

## SELECTED COMMODITY GROUPINGS (TABLE 4): X.C.C. CONTENTS.

## GROUPES DE MARCHANDISES CHOISIS (TABLEAU 4): COMPOSITION EN TERMES DE LA C.M.E.

|  |                       |  |
|--|-----------------------|--|
| Meat, fresh, chilled or frozen             | 01101 - 01199         | Viande fraîche, réfrigérée ou congelée       |
| Fish and fish preparations                 | 03106 - 04699         | Poissons et préparations de poissons         |
| Barley                                     | 06119                 | Orge   |
| Wheat                                      | 06161 - 06169         | Blé  |
| Rapeseed                                   | 21240                 | Graine de colza                              |
| Iron ores and concentrates                 | 25104 - 25116         | Minerais et concentrés de fer                |
| Copper in ores, concentrates and scrap     | 25310 - 25390         | Minerais, concentrés et déchets de cuivre    |
| Nickel in ores, concentrates and scrap     | 25520 - 25540         | Minerais, concentrés et déchets de nickel    |
| Crude petroleum                            | 26410                 | Pétrole brut                                 |
| Natural gas                                | 26431                 | Gaz naturel                                  |
| Coal and other crude bituminous substances | 26169 - 26189 & 26499 | Charbon et autres subst. bitumineuses brutes |
| Asbestos, unmanufactured                   | 27110 - 27140         | Amiante, non ouvré                           |
| Lumber                                     | 33106 - 33159         | Bois d'oeuvre                                |
| Wood pulp and similar pulp                 | 34019 - 34099         | Pâte de bois et pâtes similaires             |
| Newsprint paper                            | 35109                 | Papier journal                               |
| Fertilizers and fertilizer materials       | 41606 - 41699         | Engrais et matières fertilisantes            |
| Rolling mill products                      | 44430 - 44599         | Produits des usines de laminage              |
| Aluminum, including alloys                 | 45109 - 45149         | Aluminium, y compris alliages                |
| Copper and alloys                          | 45204 - 45299         | Cuivre et alliages                           |
| Nickel and alloys                          | 45415 - 45499         | Nickel et alliages                           |
| Industrial machinery                       | 50149 - 52998         | Machinerie industrielle                      |
| Agricultural machinery, including tractors | 54109 - 55199         | Machinerie agricole y compris tracteurs      |
| Passenger automobiles and chassis          | 58110 - 58149         | Voitures particulières et châssis            |
| Trucks and other motor vehicles            | 58331 - 58799         | Camions et autres véhicules moteurs          |
| Motor vehicle parts, including engines     | 58885 - 58999         | Pièces véhicules auto et moteurs             |





STATISTICS CANADA LIBRARY  
BIBLIOTHÈQUE STATISTIQUE CANADA



1010484807