

# Summary of external trade

March 1983

# Sommaire du commerce extérieur

Mars 1983

STATISTICS  
CANADA

STATISTIQUE  
CANADA

Mar 30 1983

LIBRARY  
BIBLIOTHÈQUE

### Data in Many Forms . . .

Statistics Canada disseminates data in a variety of forms. In addition to publications, both standard and special tabulations are offered on computer print-outs, microfiche and microfilm, and magnetic tapes. Maps and other geographic reference materials are available for some types of data. Direct access to aggregated information is possible through CANSIM, Statistics Canada's machine-readable data base and retrieval system.

### How to Obtain More Information

Inquiries about this publication and related statistics or services should be directed to:

Trade Information Unit  
External Trade Division,

Statistics Canada, Ottawa, K1A 0T6 (Telephone: 995-6305) or to the Statistics Canada reference centre in:

|            |            |           |            |
|------------|------------|-----------|------------|
| St. John's | (772-4073) | Winnipeg  | (949-4020) |
| Halifax    | (426-5331) | Regina    | (359-5405) |
| Montréal   | (283-5725) | Edmonton  | (420-3027) |
| Ottawa     | (992-4734) | Vancouver | (666-3691) |
| Toronto    | (966-6586) |           |            |

Toll-free access is provided in all provinces and territories, for users who reside outside the local dialing area of any of the regional reference centres.

|                                                           |                    |
|-----------------------------------------------------------|--------------------|
| Newfoundland and Labrador                                 | Zenith 0-7037      |
| Nova Scotia, New Brunswick and Prince Edward Island       | 1-800-565-7192     |
| Quebec                                                    | 1-800-361-2831     |
| Ontario                                                   | 1-800-268-1151     |
| Manitoba                                                  | 1-800-282-8006     |
| Saskatchewan                                              | 1(112)800-667-3524 |
| Alberta                                                   | 1-800-222-6400     |
| British Columbia (South and Central)                      | 112-800-663-1551   |
| Yukon and Northern B.C. (area served by NorthwesTel Inc.) | Zenith 0-8913      |
| Northwest Territories (area served by NorthwesTel Inc.)   | Zenith 2-2015      |

### How to Order Publications

This and other Statistics Canada publications may be purchased from local authorized agents and other community bookstores, through the local Statistics Canada offices, or by mail order to Publication Sales and Services, Statistics Canada, Ottawa, K1A 0V7.

### Des données sous plusieurs formes . . .

Statistique Canada diffuse les données sous formes diverses. Outre les publications, des totalisations habituelles et spéciales sont offertes sur imprimés d'ordinateur, sur microfiches et microfilms et sur bandes magnétiques. Des cartes et d'autres documents de référence géographiques sont disponibles pour certaines sortes de données. L'accès direct à des données agrégées est possible par le truchement de CANSIM, la base de données ordiinolingue et le système d'extraction de Statistique Canada.

### Comment obtenir d'autres renseignements

Toutes demandes de renseignements au sujet de cette publication ou de statistiques et services connexes doivent être adressées à:

Sous-section des renseignements sur le commerce  
Division du Commerce extérieur,

Statistique Canada, Ottawa, K1A 0T6 (téléphone: 995-6305) ou au centre de consultation de Statistique Canada à:

|            |            |           |            |
|------------|------------|-----------|------------|
| St. John's | (772-4073) | Winnipeg  | (949-4020) |
| Halifax    | (426-5331) | Regina    | (359-5405) |
| Montréal   | (283-5725) | Edmonton  | (420-3027) |
| Ottawa     | (992-4734) | Vancouver | (666-3691) |
| Toronto    | (966-6586) |           |            |

Un service d'appel interurbain sans frais est offert, dans toutes les provinces et dans les territoires, aux utilisateurs qui habitent à l'extérieur des zones de communication locale des centres régionaux de consultation.

|                                                                         |                    |
|-------------------------------------------------------------------------|--------------------|
| Terre-Neuve et Labrador                                                 | Zénith 0-7037      |
| Nouvelle-Écosse, Nouveau-Brunswick et Île-du-Prince-Édouard             | 1-800-565-7192     |
| Québec                                                                  | 1-800-361-2831     |
| Ontario                                                                 | 1-800-268-1151     |
| Manitoba                                                                | 1-800-282-8006     |
| Saskatchewan                                                            | 1(112)800-667-3524 |
| Alberta                                                                 | 1-800-222-6400     |
| Colombie-Britannique (sud et centrale)                                  | 112-800-663-1551   |
| Yukon et nord de la C.-B. (territoire desservi par la NorthwesTel Inc.) | Zénith 0-8913      |
| Territoires du Nord-Ouest (territoire desservi par la NorthwesTel Inc.) | Zénith 2-2015      |

### Comment commander les publications

On peut se procurer cette publication et les autres publications de Statistique Canada auprès des agents autorisés et des autres librairies locales, par l'entremise des bureaux locaux de Statistique Canada, ou en écrivant à la Section des ventes et de la distribution des publications, Statistique Canada, Ottawa, K1A 0V7.

Statistics Canada  
External Trade Division

Trade of Canada

# Summary of external trade

March 1983

Statistique Canada  
Division du commerce extérieur

Commerce du Canada

# Sommaire du commerce extérieur

Mars 1983

Published under the authority of  
the Minister of Supply and  
Services Canada

Statistics Canada should be credited when  
reproducing or quoting any part of this document

© Minister of Supply  
and Services Canada 1983

May 1983  
5-4110-508

Price: Canada, \$3.15, \$31.50 a year  
Other Countries, \$3.80, \$37.80 a year

Catalogue 65-001, Vol. 37, No. 3

ISSN 0318-2347

Ottawa

Publication autorisée par  
le ministre des Approvisionnements et  
Services Canada

Reproduction ou citation autorisée sous réserve  
d'indication de la source: Statistique Canada

© Ministre des Approvisionnements  
et Services Canada 1983

Mai 1983  
5-4110-508

Prix: Canada, \$3.15, \$31.50 par année  
Autres pays, \$3.80, \$37.80 par année

Catalogue 65-001, vol. 37, n° 3

ISSN 0318-2347

Ottawa

## TABLE OF CONTENTS

## TABLE DES MATIÈRES

|                                                                                    | Page                                                                                                             |
|------------------------------------------------------------------------------------|------------------------------------------------------------------------------------------------------------------|
| <b>Explanatory Notes</b> .....                                                     | <b>Notes Explicatives</b> .....                                                                                  |
| Selected Commodity Groupings (Tables 3 and 4):<br>M.C.C. and X.C.C. Contents ..... | 43<br>Groupes de marchandises choisis (Tableaux 3 et 4):<br>composition en termes de la C.M.I. et C.M.E. .... 47 |
| <b>I Analytical Charts and Tables</b> .....                                        | <b>I Graphiques et tableaux analytiques</b> .....                                                                |
| Charts                                                                             | Graphiques                                                                                                       |
| I Imports, Exports, and Trade Balance .....                                        | I Importations, exportations et balance commerciale .... 4                                                       |
| II Volume and Price Index .....                                                    | II Indices du volume et des prix .....                                                                           |
| III Quarter to Quarter Percentage Changes .....                                    | III Taux de variation trimestrielle .....                                                                        |
| IV Ratio of Exports to Imports .....                                               | IV Rapport des exportations aux importations .....                                                               |
| V Imports and Exports by Section in<br>1971 Dollars .....                          | V Importations et exportations par sections<br>en dollars de 1971 .....                                          |
| VI Current Weighted Price Indexes,<br>1971 = 100 .....                             | VI Indices des prix à pondération courante,<br>1971 = 100 .....                                                  |
| VII Imports and Exports by Principal<br>Trading Areas .....                        | VII Importations et exportations par marchés<br>principaux .....                                                 |
| VIII Selected Commodity Groupings .....                                            | VIII Groupes de marchandises choisis .....                                                                       |
| Tables                                                                             | Tableaux                                                                                                         |
| 1. Imports from Principal Trading Areas .....                                      | 1. Importations en provenance des marchés principaux .... 11                                                     |
| 2. Exports to Principal Trading Areas .....                                        | 2. Exportations vers les marchés principaux .....                                                                |
| 3. Imports of Selected Commodity Groupings .....                                   | 3. Importations, groupes de marchandises choisis .....                                                           |
| 4. Domestic Exports of Selected Commodity<br>Groupings .....                       | 4. Exportations nationales, groupes de marchandises<br>choisis .....                                             |
| 5. Price and Volume Indexes of Imports .....                                       | 5. Indices des prix et du volume des importations .....                                                          |
| 6. Price and Volume Indexes of Domestic<br>Exports .....                           | 6. Indices des prix et du volume des exportations<br>nationales .....                                            |
| <b>II Imports</b> .....                                                            | <b>II Importations</b> .....                                                                                     |
| Tables                                                                             | Tableaux                                                                                                         |
| M-1. Imports from Principal Trading<br>Areas .....                                 | M-1. Importations en provenance des marchés<br>principaux .....                                                  |
| M-2. Imports by Country .....                                                      | M-2. Importations par pays .....                                                                                 |
| M-3. Imports by Commodity Category .....                                           | M-3. Importations par catégorie de marchandises .....                                                            |
| M-4. Imports by Province of Clearance .....                                        | M-4. Importations par province de dédouanement .....                                                             |
| <b>III Exports</b> .....                                                           | <b>III Exportations</b> .....                                                                                    |
| Tables                                                                             | Tableaux                                                                                                         |
| X-1. Exports to Principal Trading Areas .....                                      | X-1. Exportations vers les marchés principaux .....                                                              |
| X-2. Domestic Exports by Country .....                                             | X-2. Exportations nationales par pays .....                                                                      |
| X-3. Domestic Exports by Commodity<br>Category .....                               | X-3. Exportations nationales par catégorie de<br>marchandises .....                                              |
| X-4. Exports by Province of Lading .....                                           | X-4. Exportations par province de chargement .....                                                               |

I

Analytical charts and tables



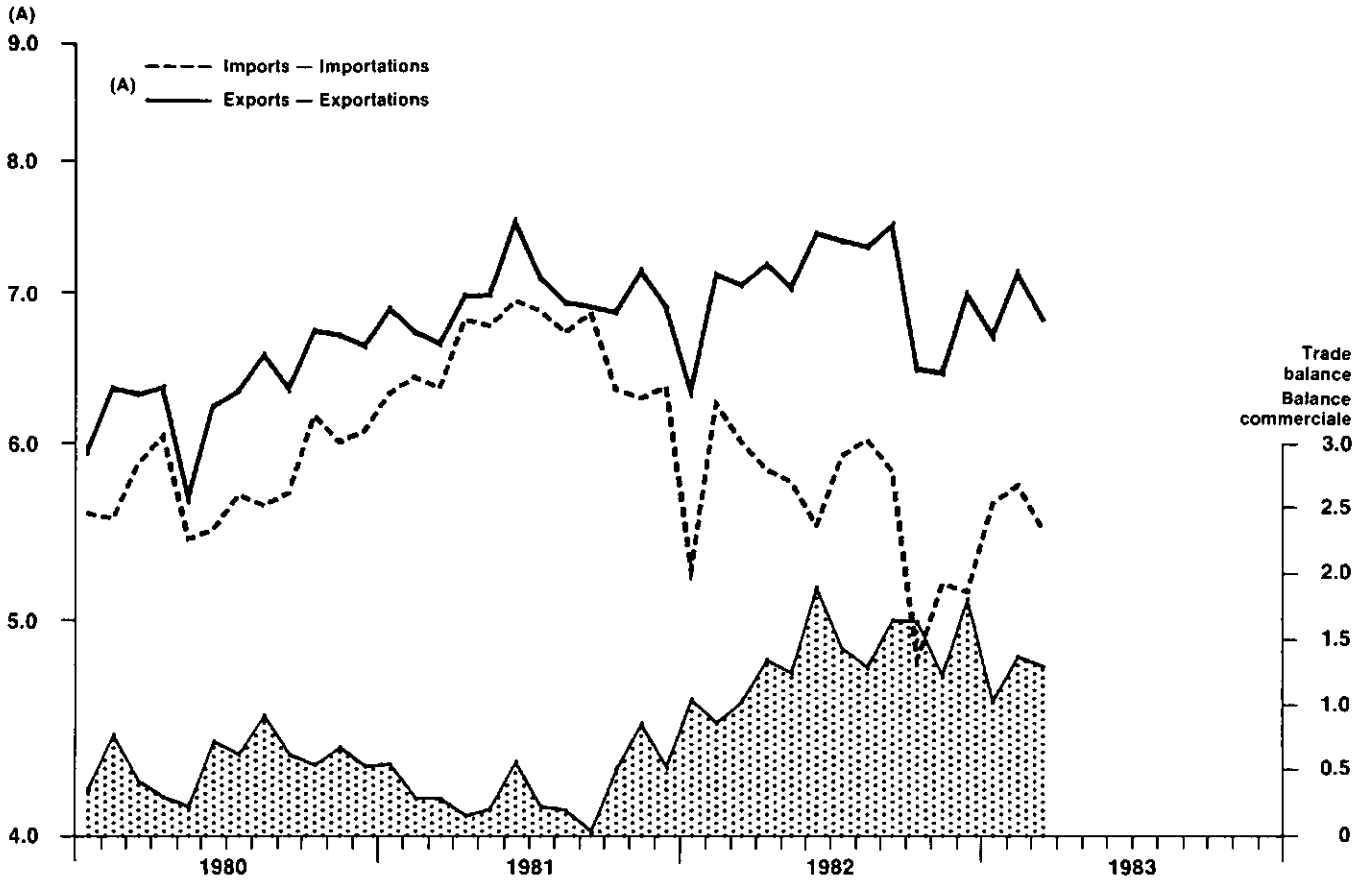
Graphiques et tableaux analytiques

**CHART I**  
**Imports, Exports and Trade Balance: All Countries**

**GRAPHIQUE I**

**Importations, exportations et balance commerciale: ensemble des pays**

Seasonally Adjusted — Chiffres corrigés des variations saisonnières  
 \$ Billions — \$ Milliards

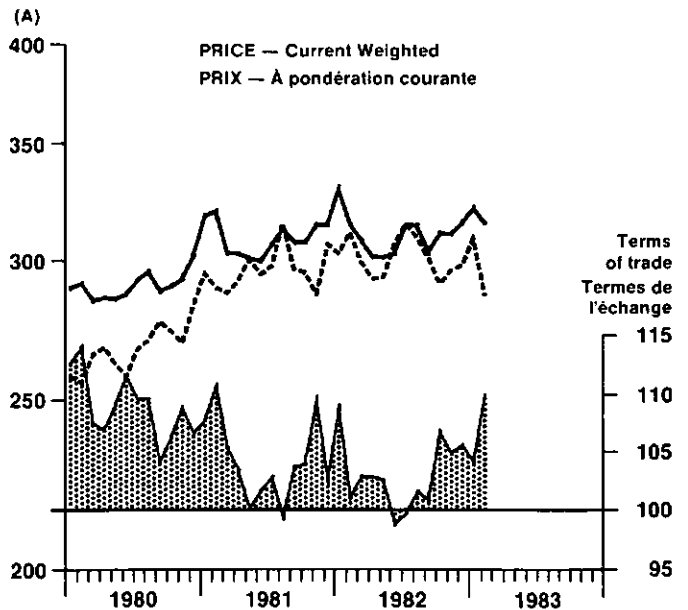
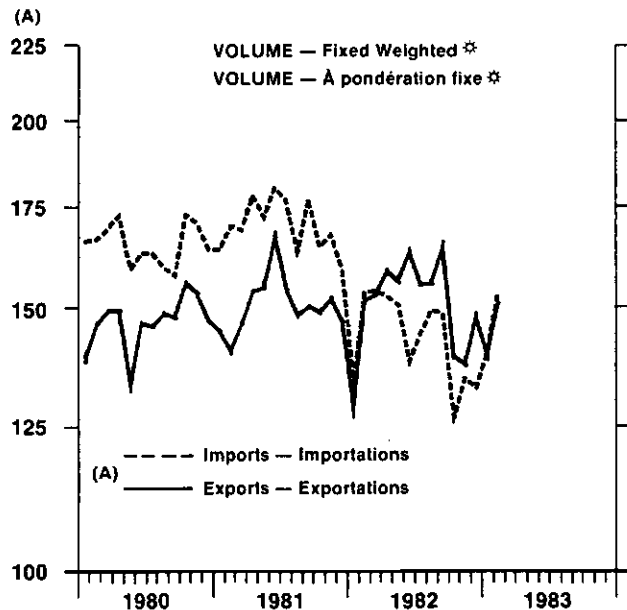


**CHART II**  
**Volume and Price Indexes**

**GRAPHIQUE II**

**Indices de volume et de prix**

1971=100



\* Seasonally adjusted. — Chiffres corrigés des variations saisonnières.

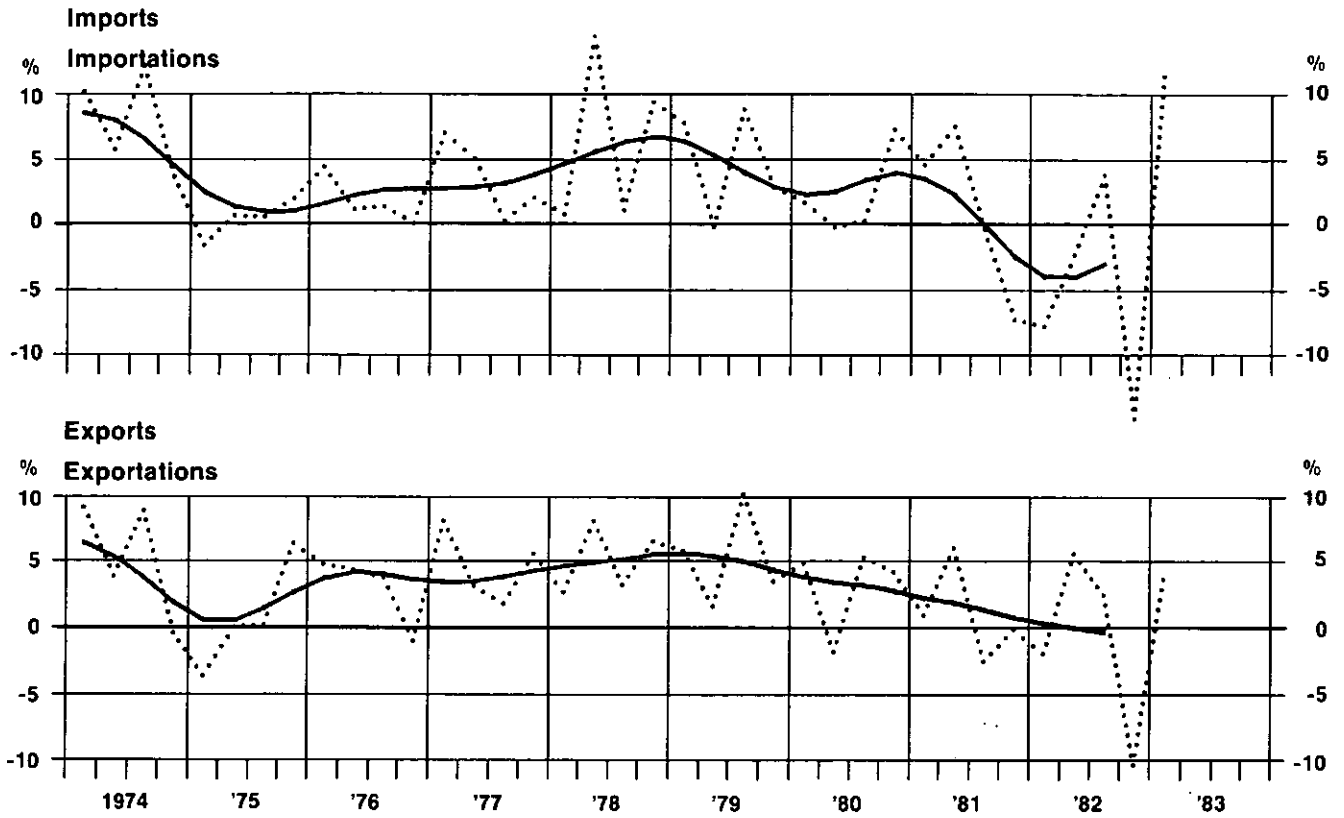
### CHART III

#### Quarter to Quarter Percentage Changes

#### Taux de variation trimestrielle

Seasonally Adjusted — Chiffres corrigés des variations saisonnières

..... Quarterly series — Série trimestrielle  
—— Trend cycle — Tendance cycle

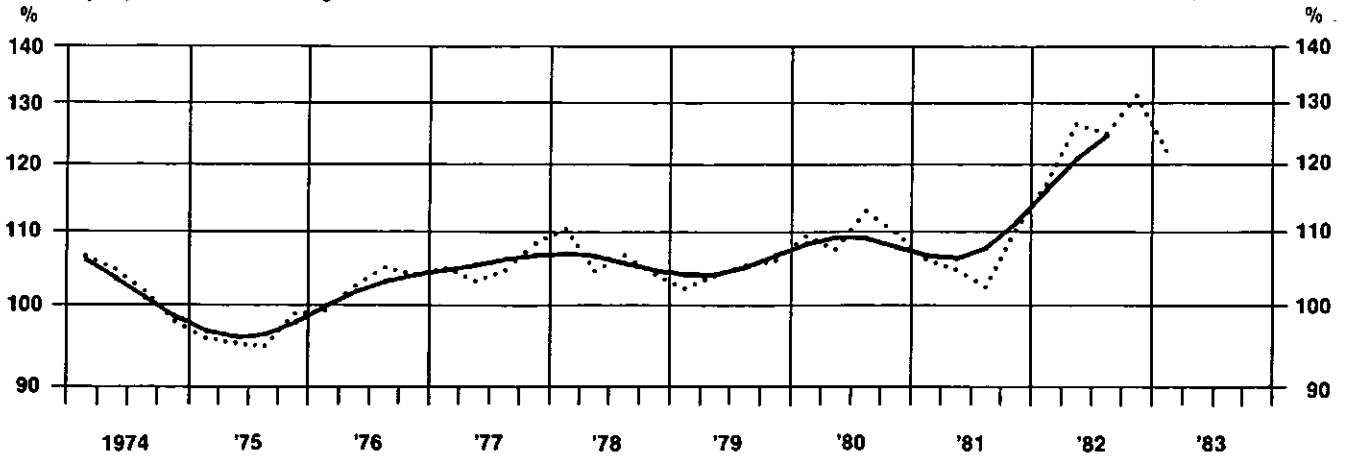


### CHART IV

#### Ratio of Exports to Imports

#### Rapport des exportations aux importations

Seasonally Adjusted — Chiffres corrigés des variations saisonnières



# CHART V

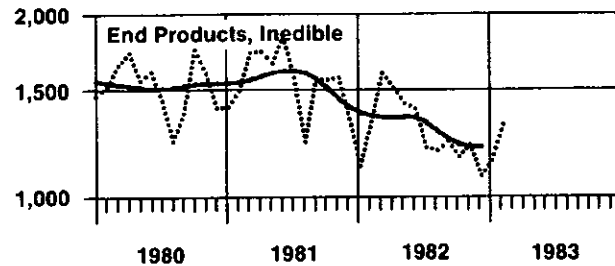
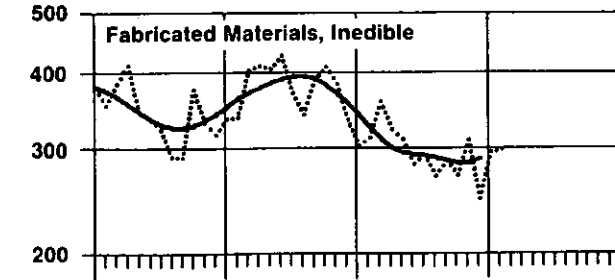
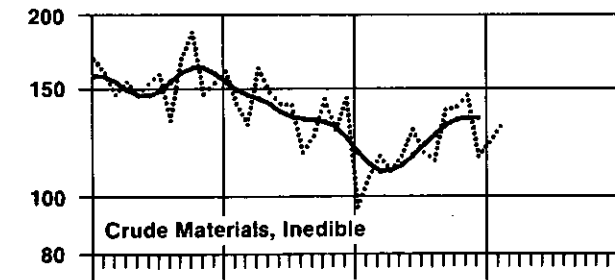
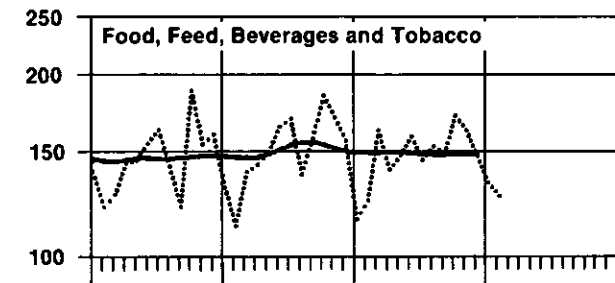
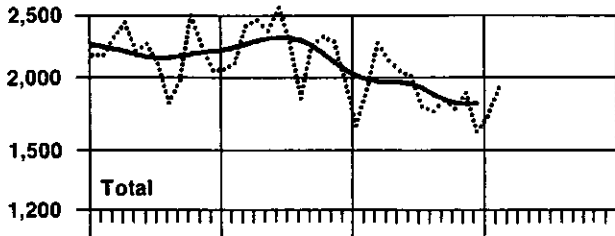
## Imports and Exports by Sections in 1971 Dollars

### Importations et exportations par section en dollars 1971 \$ Millions

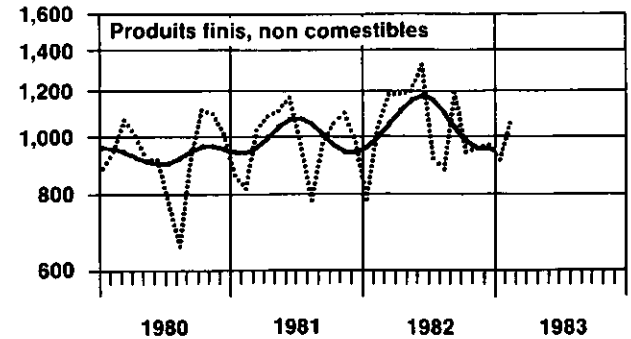
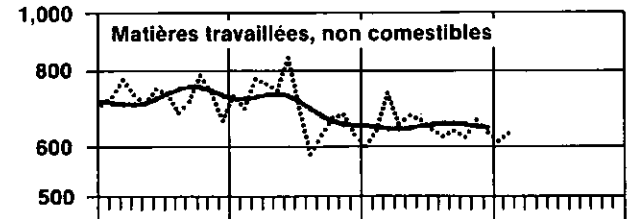
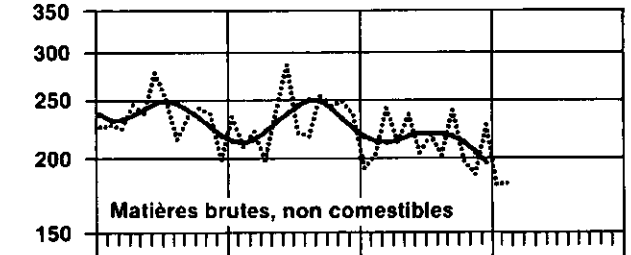
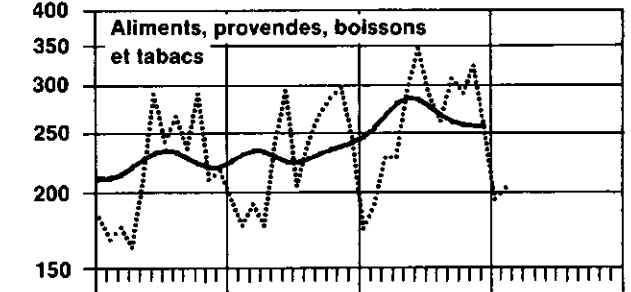
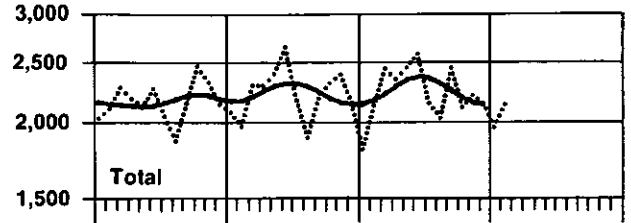
# GRAPHIQUE V

..... Monthly series — Série mensuelle  
 — Trend cycle — Tendence cycle

#### Imports Importations



#### Domestic Exports Exportations nationales



1980 1981 1982 1983

1980 1981 1982 1983

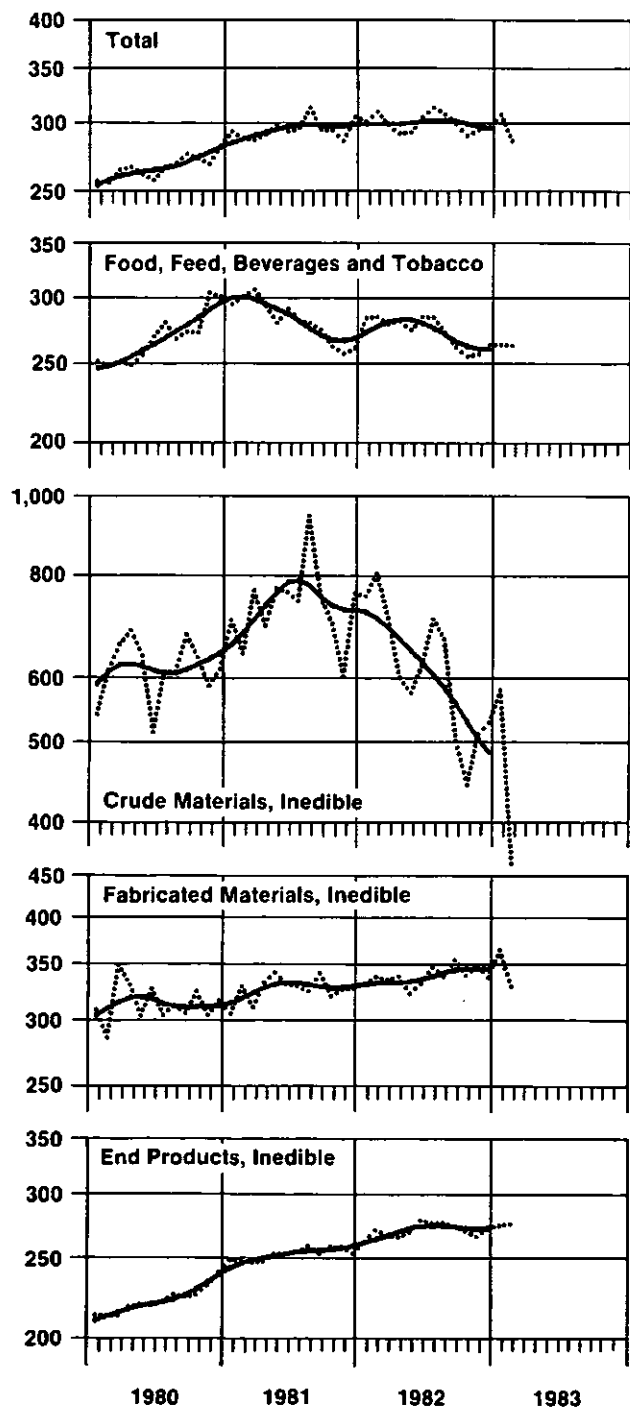


Current Weighted Price Indexes, 1971=100

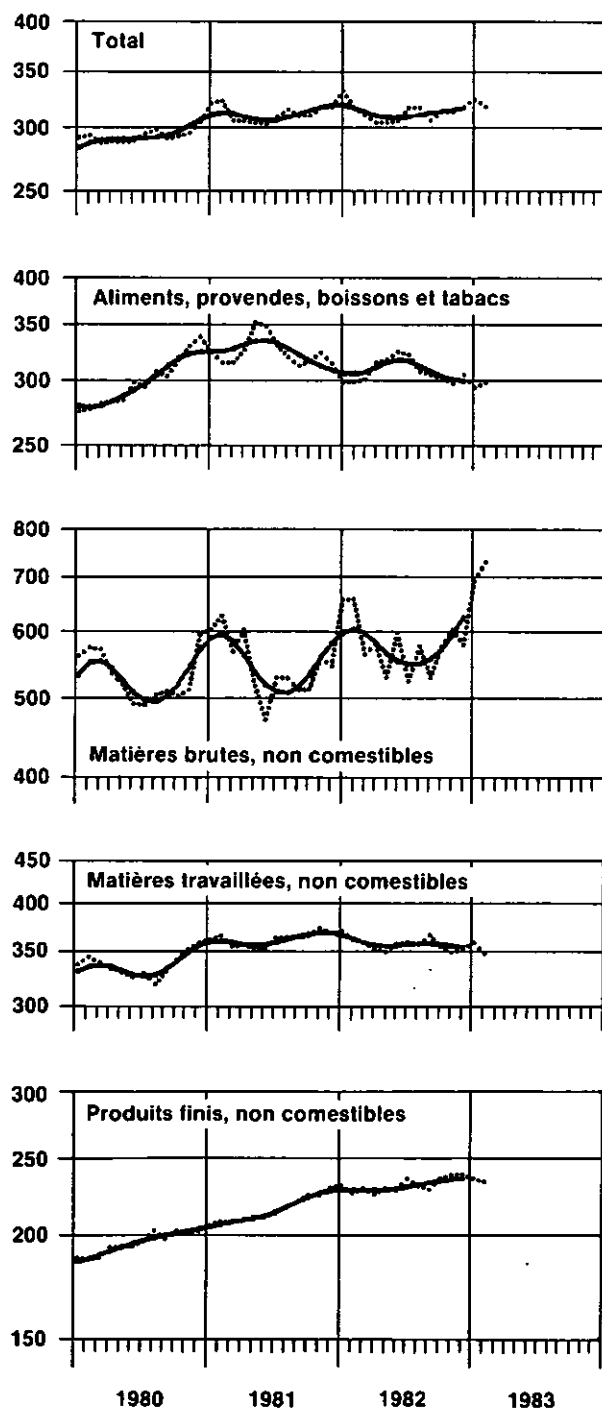
Indices des prix à pondération courante, 1971=100

..... Monthly series — Série mensuelle  
 — Trend cycle -- Tendence cycle

**Imports**  
**Importations**



**Domestic Exports**  
**Exportations nationales**

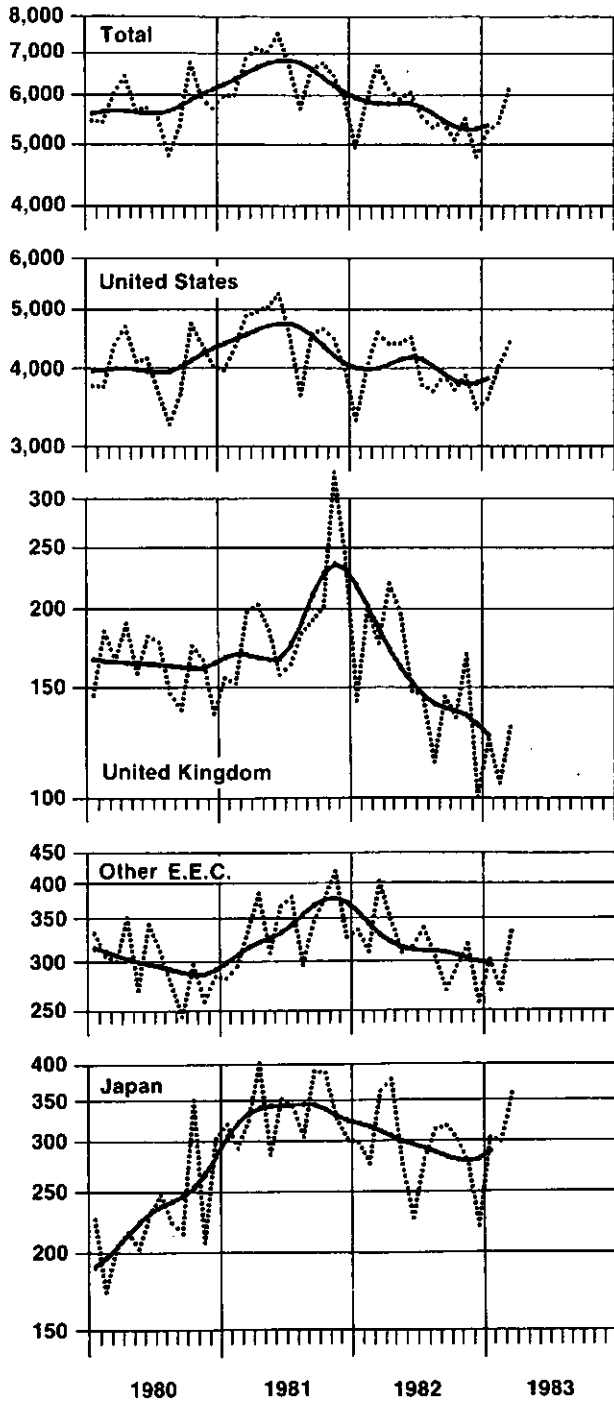


Imports and Exports by Principal Trading Areas

Importations et exportations par marchés principaux  
\$ Millions

..... Monthly series — Série mensuelle  
—— Trend cycle — Tendance cycle

Imports  
Importations



Exports  
Exportations

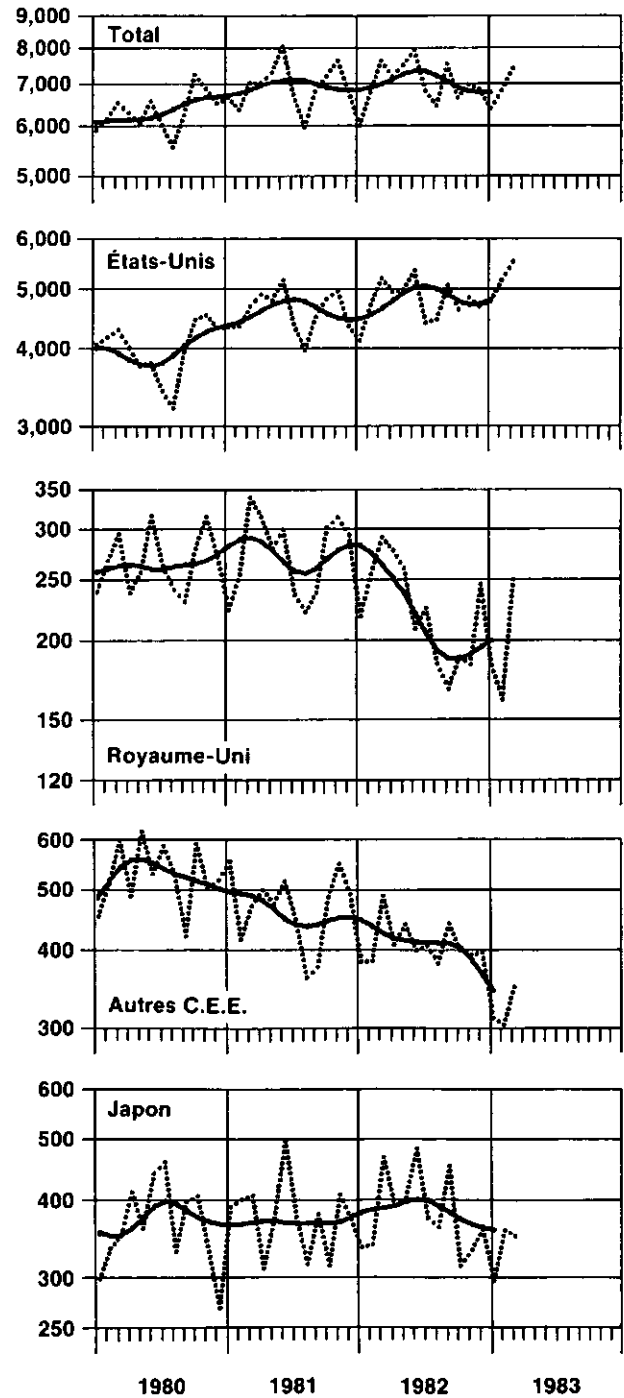


CHART VIII

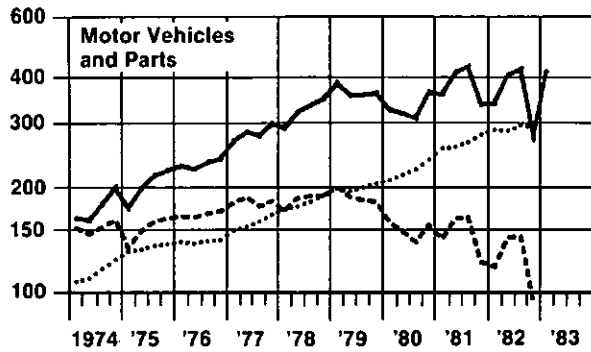
GRAPHIQUE VIII

Selected Commodity Groupings

Groupes de marchandises choisis

- Value index, seasonally adjusted (1971=100)  
Indice de valeur, corrigé des variations saisonnières (1971=100)
- ..... Current weighted price index (1971=100)  
Indice de prix à pondération courante (1971=100)
- - - Fixed weighted volume index, seasonally adjusted (1971=100)  
Indice de volume à pondération fixe, corrigé des variations saisonnières (1971=100)

Imports  
Importations



Domestic Exports  
Exportations nationales

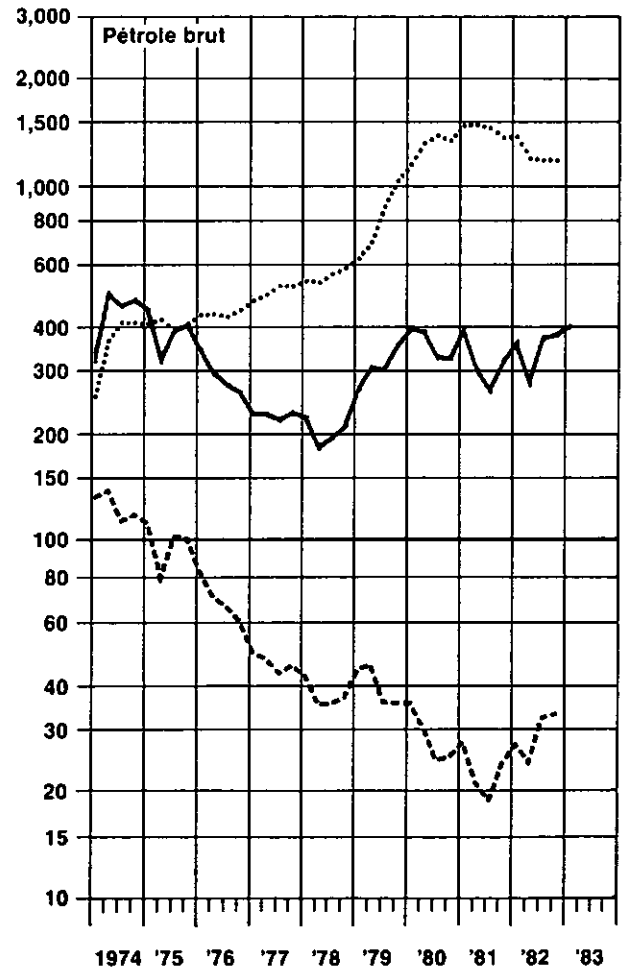
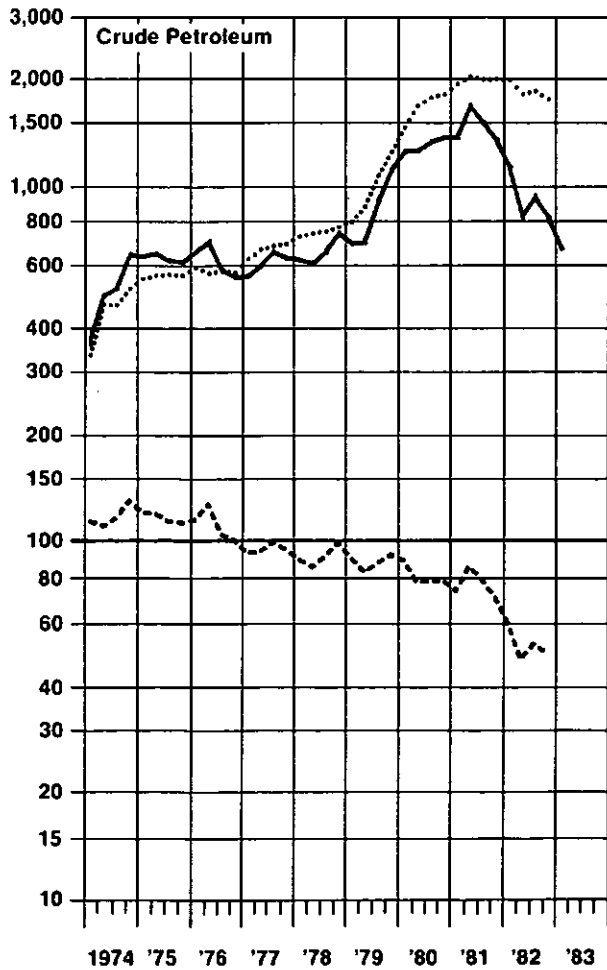
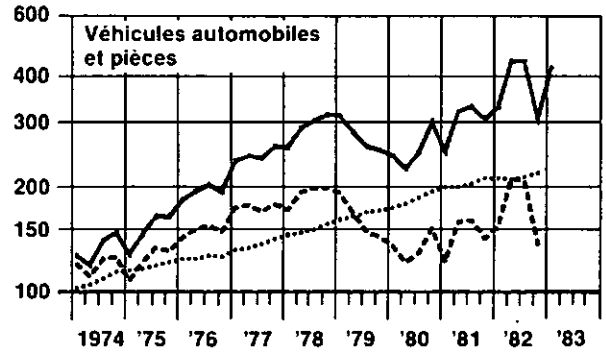




TABLE 1. IMPORTS FROM PRINCIPAL TRADING AREAS, SEASONALLY ADJUSTED\*

| TABLEAU 1. IMPORTATIONS EN PROVENANCE DES MARCHES PRINCIPAUX, CORRIGES DES VARIATIONS SAISONNIERES* |             |               |                |               |         |                 |                 |                 |          |      |               |
|-----------------------------------------------------------------------------------------------------|-------------|---------------|----------------|---------------|---------|-----------------|-----------------|-----------------|----------|------|---------------|
|                                                                                                     |             | United States | United Kingdom | Other E.E.C.  | Japan   | Other O.E.C.D.  | Other America   | Other Countries | Total    |      |               |
|                                                                                                     |             | Etats-Unis    | Royaume-Uni    | Autres C.E.E. | Japon   | Autres O.C.D.E. | Autres Amérique | Autres Pays     |          |      |               |
| millions of dollars — millions de dollars                                                           |             |               |                |               |         |                 |                 |                 |          |      |               |
| 1981                                                                                                | II Quarter  | 14,158.1      | 496.5          | 986.1         | 1,050.9 | 604.3           | 1,386.0         | 1,862.7         | 20,544.6 | 1981 | II Trimestre  |
|                                                                                                     | III Quarter | 14,081.9      | 579.9          | 1,069.0       | 1,026.2 | 541.6           | 1,349.5         | 1,830.4         | 20,478.4 |      | III Trimestre |
|                                                                                                     | IV Quarter  | 12,763.5      | 783.6          | 1,147.0       | 1,011.4 | 528.8           | 1,199.0         | 1,568.2         | 19,001.4 |      | IV Trimestre  |
| 1982                                                                                                | I Quarter   | 11,788.8      | 545.9          | 1,045.8       | 921.3   | 546.1           | 1,124.4         | 1,563.7         | 17,536.1 | 1982 | I Trimestre   |
|                                                                                                     | II Quarter  | 12,311.4      | 515.0          | 909.8         | 893.4   | 432.9           | 1,015.3         | 1,056.6         | 17,134.4 |      | II Trimestre  |
|                                                                                                     | III Quarter | 12,772.7      | 429.8          | 957.2         | 929.1   | 487.9           | 1,090.2         | 1,124.3         | 17,791.2 |      | III Trimestre |
|                                                                                                     | IV Quarter  | 10,765.7      | 409.8          | 891.9         | 783.3   | 440.6           | 1,101.3         | 775.5           | 15,168.2 |      | IV Trimestre  |
| 1983                                                                                                | I Quarter   | 12,142.2      | 367.6          | 906.5         | 980.0   | 473.6           | 888.3           | 1,141.5         | 16,899.7 | 1983 | I Trimestre   |
| 1982                                                                                                | March       | 3,993.3       | 157.6          | 358.9         | 320.7   | 216.6           | 421.3           | 545.0           | 6,013.4  | 1982 | Mars          |
|                                                                                                     | April       | 4,181.7       | 187.1          | 310.9         | 366.7   | 146.3           | 399.2           | 252.3           | 5,844.2  |      | Avril         |
|                                                                                                     | May         | 4,141.1       | 194.6          | 308.7         | 304.7   | 134.6           | 257.8           | 431.1           | 5,772.7  |      | Mai           |
|                                                                                                     | June        | 3,988.5       | 133.2          | 290.2         | 222.0   | 152.0           | 358.4           | 373.2           | 5,517.5  |      | Juin          |
|                                                                                                     | July        | 4,193.8       | 158.8          | 341.4         | 300.9   | 189.6           | 369.8           | 372.4           | 5,926.8  |      | Juillet       |
|                                                                                                     | August      | 4,375.5       | 112.9          | 300.7         | 332.9   | 143.0           | 337.2           | 427.1           | 6,029.2  |      | Août          |
|                                                                                                     | September   | 4,203.4       | 158.1          | 315.1         | 295.3   | 155.4           | 383.2           | 324.8           | 5,835.3  |      | Septembre     |
|                                                                                                     | October     | 3,414.0       | 137.4          | 303.6         | 278.5   | 157.9           | 256.4           | 259.6           | 4,807.4  |      | Octobre       |
|                                                                                                     | November    | 3,621.6       | 156.1          | 316.1         | 282.0   | 140.8           | 441.9           | 243.8           | 5,202.2  |      | Novembre      |
|                                                                                                     | December    | 3,730.2       | 116.3          | 272.2         | 222.9   | 141.9           | 403.1           | 272.1           | 5,158.6  |      | Décembre      |
| 1983                                                                                                | January     | 3,997.0       | 136.6          | 310.9         | 304.5   | 139.7           | 297.2           | 461.6           | 5,647.4  | 1983 | Janvier       |
|                                                                                                     | February    | 4,265.5       | 107.5          | 290.9         | 346.5   | 153.0           | 270.4           | 319.2           | 5,752.9  |      | Février       |
|                                                                                                     | March       | 3,879.8       | 123.5          | 304.7         | 329.0   | 180.9           | 320.6           | 360.7           | 5,499.3  |      | Mars          |

TABLE 2. EXPORTS TO PRINCIPAL TRADING AREAS, SEASONALLY ADJUSTED\*

TABLEAU 2. EXPORTATIONS VERS LES MARCHES PRINCIPAUX, CORRIGES DES VARIATIONS SAISONNIERES\*

| TABLEAU 2. EXPORTATIONS VERS LES MARCHES PRINCIPAUX, CORRIGES DES VARIATIONS SAISONNIERES* |             |               |                |               |         |                 |                 |                 |          |      |               |
|--------------------------------------------------------------------------------------------|-------------|---------------|----------------|---------------|---------|-----------------|-----------------|-----------------|----------|------|---------------|
|                                                                                            |             | United States | United Kingdom | Other E.E.C.  | Japan   | Other O.E.C.D.  | Other America   | Other Countries | Total    |      |               |
|                                                                                            |             | Etats-Unis    | Royaume-Uni    | Autres C.E.E. | Japon   | Autres O.C.D.E. | Autres Amérique | Autres Pays     |          |      |               |
| millions of dollars — millions de dollars                                                  |             |               |                |               |         |                 |                 |                 |          |      |               |
| 1981                                                                                       | II Quarter  | 14,283.4      | 872.5          | 1,489.2       | 1,097.1 | 554.1           | 1,081.7         | 2,132.9         | 21,511.0 | 1981 | II Trimestre  |
|                                                                                            | III Quarter | 14,263.9      | 746.6          | 1,239.4       | 1,062.9 | 616.5           | 1,029.8         | 2,002.2         | 20,961.4 |      | III Trimestre |
|                                                                                            | IV Quarter  | 13,571.6      | 876.0          | 1,475.0       | 1,163.3 | 667.3           | 1,069.5         | 2,116.0         | 20,938.7 |      | IV Trimestre  |
| 1982                                                                                       | I Quarter   | 13,709.9      | 801.1          | 1,233.5       | 1,138.4 | 608.6           | 880.5           | 2,158.4         | 20,530.3 | 1982 | I Trimestre   |
|                                                                                            | II Quarter  | 14,684.0      | 715.4          | 1,240.8       | 1,191.6 | 492.5           | 849.4           | 2,523.4         | 21,697.3 |      | II Trimestre  |
|                                                                                            | III Quarter | 15,477.3      | 615.0          | 1,280.5       | 1,185.5 | 535.4           | 912.3           | 2,240.2         | 22,246.3 |      | III Trimestre |
|                                                                                            | IV Quarter  | 13,638.1      | 593.6          | 1,151.6       | 1,077.2 | 516.3           | 732.7           | 2,219.7         | 19,929.1 |      | IV Trimestre  |
| 1983                                                                                       | I Quarter   | 15,048.2      | 606.0          | 955.0         | 1,044.1 | 365.8           | 690.1           | 1,966.9         | 20,675.9 | 1983 | I Trimestre   |
| 1982                                                                                       | March       | 4,658.2       | 251.3          | 455.3         | 442.1   | 171.2           | 324.7           | 759.1           | 7,061.8  | 1982 | Mars          |
|                                                                                            | April       | 4,845.4       | 282.6          | 469.6         | 364.3   | 177.3           | 272.7           | 802.0           | 7,213.9  |      | Avril         |
|                                                                                            | May         | 4,747.0       | 245.7          | 394.3         | 383.4   | 176.4           | 226.5           | 868.0           | 7,041.3  |      | Mai           |
|                                                                                            | June        | 5,091.6       | 187.1          | 377.0         | 444.0   | 138.8           | 350.2           | 853.4           | 7,442.1  |      | Juin          |
|                                                                                            | July        | 5,014.2       | 244.6          | 416.7         | 348.9   | 183.9           | 329.6           | 851.7           | 7,389.5  |      | Juillet       |
|                                                                                            | August      | 5,375.8       | 195.0          | 367.8         | 424.5   | 179.5           | 265.7           | 535.1           | 7,343.4  |      | Août          |
|                                                                                            | September   | 5,087.3       | 175.4          | 496.0         | 412.2   | 172.0           | 317.1           | 853.4           | 7,513.4  |      | Septembre     |
|                                                                                            | October     | 4,485.5       | 181.7          | 383.1         | 341.5   | 176.6           | 209.0           | 702.2           | 6,479.7  |      | Octobre       |
|                                                                                            | November    | 4,473.0       | 160.4          | 377.6         | 315.2   | 118.2           | 291.6           | 716.4           | 6,452.4  |      | Novembre      |
|                                                                                            | December    | 4,679.7       | 251.4          | 390.9         | 420.4   | 221.4           | 232.1           | 801.1           | 6,997.0  |      | Décembre      |
| 1983                                                                                       | January     | 4,889.1       | 218.1          | 316.9         | 324.7   | 88.6            | 214.6           | 650.6           | 6,702.7  | 1983 | Janvier       |
|                                                                                            | February    | 5,170.4       | 173.2          | 331.4         | 401.0   | 149.5           | 216.6           | 707.5           | 7,149.5  |      | Février       |
|                                                                                            | March       | 4,988.7       | 214.8          | 306.7         | 318.4   | 127.8           | 258.8           | 608.7           | 6,823.8  |      | Mars          |

\* Principal Trading Areas; see note 9, page 45. — Marchés Principaux; voir note 9, page 45.

TABLE 3. IMPORTS OF SELECTED COMMODITY GROUPINGS  
TABLEAU 3. IMPORTATIONS, GROUPES DE MARCHANDISES CHOISIS

| COMMODITY GROUPING<br>(version française en bas de page) | 1980                                                                       |        |        |        | 1981   |        |        |        | 1982   |        |        |        | 1983 |  |
|----------------------------------------------------------|----------------------------------------------------------------------------|--------|--------|--------|--------|--------|--------|--------|--------|--------|--------|--------|------|--|
|                                                          | II                                                                         | III    | IV     | I      | II     | III    | IV     | I      | II     | III    | IV     | I      |      |  |
|                                                          | Seasonally Adjusted Values — Chiffres corrigés des variations saisonnières |        |        |        |        |        |        |        |        |        |        |        |      |  |
| millions of dollars — millions de dollars                |                                                                            |        |        |        |        |        |        |        |        |        |        |        |      |  |
| Meat, fresh, chilled or frozen*                          | 57.3                                                                       | 70.7   | 90.6   | 63.4   | 76.1   | 79.6   | 71.9   | 58.5   | 76.9   | 94.1   | 56.7   | 67.0   |      |  |
| Fresh fruits                                             | 135.8                                                                      | 133.8  | 141.0  | 147.3  | 150.8  | 161.1  | 163.2  | 191.1  | 178.8  | 175.8  | 167.8  | 182.0  |      |  |
| Fresh vegetables                                         | 86.1                                                                       | 86.3   | 99.2   | 114.2  | 106.8  | 117.0  | 118.4  | 131.4  | 111.3  | 93.4   | 108.8  | 115.1  |      |  |
| Raw sugar                                                | 99.6                                                                       | 131.9  | 177.2  | 122.3  | 152.8  | 132.7  | 64.0   | 94.9   | 68.4   | 56.8   | 45.7   | 38.2   |      |  |
| Cocoa, chocolate, coffee and tea                         | 170.3                                                                      | 155.9  | 168.7  | 168.2  | 148.1  | 139.4  | 155.6  | 142.3  | 133.5  | 154.5  | 145.3  | 144.1  |      |  |
| Wool, cotton and man-made fibres                         | 60.2                                                                       | 67.8   | 72.8   | 82.5   | 82.9   | 81.8   | 63.3   | 51.2   | 50.8   | 61.3   | 66.8   | 67.1   |      |  |
| Coal                                                     | 213.0                                                                      | 195.0  | 179.3  | 126.6  | 176.6  | 245.9  | 284.6  | 151.7  | 258.6  | 266.7  | 193.2  | 127.0  |      |  |
| Crude petroleum                                          | 1664.6                                                                     | 1770.7 | 1822.6 | 1817.1 | 2235.9 | 2010.5 | 1797.9 | 1510.0 | 1094.1 | 1238.2 | 1090.9 | 889.6  |      |  |
| Textile fabricated materials                             | 308.8                                                                      | 311.8  | 334.3  | 338.3  | 364.9  | 365.8  | 356.7  | 319.3  | 288.0  | 292.6  | 291.9  | 331.9  |      |  |
| Chemicals and related products                           | 821.3                                                                      | 764.2  | 915.9  | 903.6  | 945.9  | 975.9  | 988.7  | 949.5  | 850.5  | 914.6  | 873.1  | 1034.8 |      |  |
| Petroleum and coal products                              | 187.3                                                                      | 154.0  | 145.0  | 235.6  | 214.2  | 236.0  | 195.4  | 238.4  | 206.8  | 209.6  | 211.4  | 219.5  |      |  |
| Steel bars, plates, sheets and shapes                    | 171.0                                                                      | 142.0  | 130.0  | 193.5  | 315.8  | 397.5  | 457.6  | 248.6  | 161.7  | 116.8  | 107.0  | 153.9  |      |  |
| Non ferrous metals                                       | 748.5                                                                      | 580.5  | 475.6  | 458.1  | 762.8  | 626.9  | 346.2  | 332.9  | 283.0  | 641.9  | 391.1  | 519.1  |      |  |
| Metal fabricated basic products                          | 271.8                                                                      | 273.8  | 291.8  | 294.3  | 320.2  | 333.0  | 321.1  | 294.9  | 302.9  | 344.0  | 227.7  | 246.4  |      |  |
| Industrial machinery                                     | 1662.1                                                                     | 1707.9 | 1792.6 | 1799.5 | 1806.0 | 1845.5 | 1845.4 | 1602.6 | 1408.7 | 1405.3 | 1224.6 | 1177.1 |      |  |
| Agricultural machinery, including tractors               | 527.5                                                                      | 457.3  | 533.1  | 576.8  | 598.6  | 615.8  | 605.1  | 501.7  | 437.3  | 356.3  | 372.8  | 290.5  |      |  |
| Passenger automobiles and chassis                        | 1083.9                                                                     | 1016.0 | 1163.5 | 1239.5 | 1404.1 | 1529.4 | 892.6  | 878.9  | 1159.0 | 1296.9 | 767.5  | 1424.6 |      |  |
| Trucks and other motor vehicles                          | 385.8                                                                      | 388.6  | 400.1  | 471.0  | 503.8  | 465.9  | 420.1  | 422.4  | 354.0  | 333.4  | 267.9  | 372.4  |      |  |
| Motor vehicle engines and parts                          | 375.9                                                                      | 320.7  | 421.7  | 388.6  | 448.2  | 484.9  | 416.4  | 412.0  | 465.9  | 492.4  | 355.1  | 452.5  |      |  |
| Motor vehicle parts, except engines                      | 1436.4                                                                     | 1455.7 | 1789.0 | 1622.0 | 1935.5 | 2003.6 | 1770.1 | 1800.7 | 2247.1 | 2292.5 | 1466.5 | 2068.8 |      |  |
| Communication and related equipment                      | 534.0                                                                      | 557.2  | 617.0  | 635.3  | 708.1  | 731.1  | 695.2  | 668.8  | 680.6  | 608.6  | 623.2  | 699.4  |      |  |
| Office machines and equipment                            | 423.3                                                                      | 532.1  | 553.2  | 577.7  | 632.7  | 657.1  | 714.8  | 731.6  | 774.1  | 708.5  | 651.6  | 656.9  |      |  |
| Apparel and apparel accessories                          | 191.9                                                                      | 209.3  | 221.0  | 247.9  | 255.4  | 269.2  | 265.6  | 276.2  | 256.7  | 280.8  | 248.7  | 305.2  |      |  |

Current Weighted Price Indexes — Indices des prix à pondération courante  
1971 = 100

| GRUPE DE MARCHANDISES<br>(English titles above) |        |        |        |        |        |        |        |        |        |        |        |  |  |
|-------------------------------------------------|--------|--------|--------|--------|--------|--------|--------|--------|--------|--------|--------|--|--|
| Viande fraîche, réfrigérée ou congelée          | 249.3  | 255.3  | 293.1  | 279.9  | 265.6  | 263.4  | 244.4  | 253.9  | 265.9  | 259.1  | 244.1  |  |  |
| Fruits frais                                    | 240.9  | 271.7  | 205.3  | 224.9  | 255.9  | 263.8  | 216.5  | 267.8  | 299.6  | 316.7  | 234.4  |  |  |
| Légumes frais                                   | 213.3  | 213.0  | 219.6  | 262.5  | 250.7  | 270.4  | 235.8  | 398.5  | 268.1  | 232.9  | 253.9  |  |  |
| Sucre brut                                      | 443.2  | 588.3  | 806.3  | 946.8  | 619.5  | 521.3  | 385.6  | 413.2  | 330.6  | 262.6  | 205.1  |  |  |
| Cacao, chocolat, café et thé                    | 412.5  | 409.5  | 344.5  | 366.4  | 351.9  | 325.4  | 330.3  | 335.0  | 347.0  | 344.4  | 344.7  |  |  |
| Laine, coton et fibres artificielles            | 255.8  | 274.0  | 286.5  | 301.7  | 289.9  | 293.4  | 284.6  | 276.9  | 273.7  | 276.8  | 275.1  |  |  |
| Charbon                                         | 517.0  | 517.9  | 547.2  | 526.0  | 582.6  | 626.4  | 637.9  | 620.7  | 704.1  | 739.3  | 717.4  |  |  |
| Pétrole brut                                    | 1655.0 | 1745.6 | 1787.6 | 1907.7 | 2005.0 | 1969.3 | 1972.0 | 1958.4 | 1790.9 | 1827.2 | 1730.9 |  |  |
| Ouvrages en matières textiles                   | 210.9  | 219.4  | 217.7  | 226.9  | 235.9  | 241.7  | 246.6  | 246.6  | 253.1  | 254.2  | 248.0  |  |  |
| Produits chimiques et produits connexes         | 293.2  | 285.8  | 297.0  | 312.0  | 318.9  | 319.9  | 332.2  | 352.8  | 358.0  | 347.6  | 338.4  |  |  |
| Dérivés du pétrole et du charbon                | 731.1  | 664.3  | 663.8  | 1095.9 | 825.9  | 875.0  | 784.4  | 920.7  | 782.5  | 864.6  | 877.7  |  |  |
| Barres, tôles, feuilles et profilés, acier      | 329.4  | 338.5  | 343.2  | 322.8  | 336.3  | 346.3  | 344.5  | 343.5  | 348.1  | 344.0  | 343.9  |  |  |
| Métaux non-ferreux                              | 738.7  | 619.0  | 649.0  | 458.9  | 618.0  | 535.8  | 428.9  | 431.5  | 360.9  | 508.9  | 582.8  |  |  |
| Ouvrages de base en métal                       | 237.7  | 239.5  | 243.6  | 249.3  | 254.2  | 260.2  | 260.5  | 264.5  | 275.1  | 269.1  | 267.9  |  |  |
| Machinerie industrielle                         | 255.2  | 259.7  | 271.1  | 285.0  | 289.4  | 300.5  | 300.9  | 311.9  | 320.5  | 331.6  | 326.0  |  |  |
| Machinerie agricole y compris tracteurs         | 221.5  | 224.5  | 224.0  | 241.8  | 250.5  | 263.4  | 264.0  | 284.5  | 293.1  | 308.2  | 299.9  |  |  |
| Voitures particulières et chassis               |        |        |        |        |        |        |        |        |        |        |        |  |  |
| Camions et autres véhicules moteurs             |        |        |        |        |        |        |        |        |        |        |        |  |  |
| Moteurs de véhicules auto et pièces             |        |        |        |        |        |        |        |        |        |        |        |  |  |
| Pièces de véhicules auto sauf moteurs           |        |        |        |        |        |        |        |        |        |        |        |  |  |
|                                                 | 214.7  | 222.6  | 236.8  | 255.1  | 257.7  | 266.1  | 278.9  | 288.4  | 286.7  | 297.5  | 293.0  |  |  |
| Equipement et matériel de communication         | 162.3  | 163.1  | 168.8  | 175.3  | 176.7  | 175.0  | 172.6  | 179.9  | 181.3  | 174.8  | 172.7  |  |  |
| Machines et matériel de bureau                  | 170.7  | 173.3  | 180.3  | 188.6  | 191.6  | 196.9  | 194.5  | 192.8  | 193.9  | 192.6  | 189.8  |  |  |
| Vêtements et accessoires de vêtement            | 275.2  | 316.5  | 327.5  | 308.8  | 302.7  | 336.7  | 348.3  | 292.4  | 308.6  | 336.4  | 334.6  |  |  |

\*Series has no seasonality. Figures are unadjusted.  
Série sans composante saisonnière. Chiffres non désaisonnalisés.



TABLE 5. PRICE AND VOLUME INDEXES OF IMPORTS  
TABLEAU 5. INDICES DES PRIX ET DU VOLUME DES IMPORTATIONS

1971 = 100

|                                                                                 |       | All Sections          |       | Live Animals    |       | Food, Feed, Beverages and Tobacco      |       | Crude Materials, Inedible        |       | Fabricated Materials, Inedible        |       | End Products, Inedible          |       |
|---------------------------------------------------------------------------------|-------|-----------------------|-------|-----------------|-------|----------------------------------------|-------|----------------------------------|-------|---------------------------------------|-------|---------------------------------|-------|
|                                                                                 |       | Ensemble des sections |       | Animaux vivants |       | Aliments provendes, boissons et tabacs |       | Matières brutes, non comestibles |       | Matières travaillées, non comestibles |       | Produits finis, non comestibles |       |
|                                                                                 |       | 1982                  | 1983  | 1982            | 1983  | 1982                                   | 1983  | 1982                             | 1983  | 1982                                  | 1983  | 1982                            | 1983  |
| <b>Current Weighted Price Indexes — Indices des prix à pondération courante</b> |       |                       |       |                 |       |                                        |       |                                  |       |                                       |       |                                 |       |
| Year — Année                                                                    |       | 302.9                 |       | 225.7           |       | 272.0                                  |       | 618.3                            |       | 338.6                                 |       | 269.5                           |       |
| Quarters<br>Trimestres                                                          | I     | 305.2                 |       | 219.8           |       | 282.2                                  |       | 752.6                            |       | 334.7                                 |       | 265.3                           |       |
|                                                                                 | II    | 298.6                 |       | 255.2           |       | 279.9                                  |       | 596.2                            |       | 330.4                                 |       | 269.5                           |       |
|                                                                                 | III   | 309.6                 |       | 229.7           |       | 272.3                                  |       | 626.5                            |       | 346.0                                 |       | 274.1                           |       |
|                                                                                 | IV    | 296.7                 |       | 209.4           |       | 259.2                                  |       | 499.1                            |       | 345.1                                 |       | 267.7                           |       |
| Months<br>Mois                                                                  | Jan.  | 303.7                 | 309.9 | 207.4           | 209.6 | 283.8                                  | 263.3 | 751.2                            | 577.7 | 331.0                                 | 363.7 | 260.4                           | 273.2 |
|                                                                                 | Feb.  | 312.3                 | 287.7 | 226.6           | 221.2 | 284.6                                  | 262.5 | 801.4                            | 356.1 | 337.6                                 | 328.6 | 269.6                           | 274.4 |
|                                                                                 | March | 300.3                 |       | 230.0           |       | 279.2                                  |       | 706.1                            |       | 334.3                                 |       | 265.4                           |       |
|                                                                                 | April | 294.0                 |       | 221.8           |       | 281.6                                  |       | 597.9                            |       | 338.1                                 |       | 263.9                           |       |
|                                                                                 | May   | 294.5                 |       | 255.4           |       | 274.2                                  |       | 573.4                            |       | 321.9                                 |       | 268.1                           |       |
|                                                                                 | June  | 307.5                 |       | 255.5           |       | 284.6                                  |       | 618.8                            |       | 331.4                                 |       | 276.8                           |       |
|                                                                                 | July  | 316.0                 |       | 237.6           |       | 284.2                                  |       | 704.5                            |       | 346.8                                 |       | 274.6                           |       |
|                                                                                 | Aug.  | 310.0                 |       | 226.6           |       | 272.2                                  |       | 666.2                            |       | 337.6                                 |       | 274.7                           |       |
|                                                                                 | Sept. | 301.8                 |       | 217.2           |       | 261.4                                  |       | 501.3                            |       | 354.2                                 |       | 272.4                           |       |
|                                                                                 | Oct.  | 292.0                 |       | 206.5           |       | 254.8                                  |       | 443.6                            |       | 338.7                                 |       | 268.8                           |       |
|                                                                                 | Nov.  | 297.1                 |       | 205.7           |       | 256.5                                  |       | 511.0                            |       | 348.2                                 |       | 264.4                           |       |
|                                                                                 | Dec.  | 299.4                 |       | 215.8           |       | 263.5                                  |       | 527.9                            |       | 337.0                                 |       | 271.5                           |       |

**Fixed Weighted Volume Indexes — Indices du volume à pondération fixe**

|                        |       |       |       |       |       |       |       |       |       |       |       |       |       |
|------------------------|-------|-------|-------|-------|-------|-------|-------|-------|-------|-------|-------|-------|-------|
| Year — Année           |       | 142.3 |       | 159.8 |       | 157.7 |       | 106.1 |       | 110.0 |       | 154.8 |       |
| Quarters<br>Trimestres | I     | 146.7 |       | 99.7  |       | 142.5 |       | 95.2  |       | 120.2 |       | 162.3 |       |
|                        | II    | 154.9 |       | 168.1 |       | 158.2 |       | 106.1 |       | 113.2 |       | 173.7 |       |
|                        | III   | 135.5 |       | 171.5 |       | 158.2 |       | 109.1 |       | 105.1 |       | 145.3 |       |
|                        | IV    | 133.1 |       | 193.2 |       | 169.7 |       | 118.7 |       | 101.5 |       | 138.9 |       |
| Months<br>Mois         | Jan.  | 125.5 | 130.6 | 132.4 | 154.9 | 123.1 | 141.7 | 85.8  | 109.6 | 112.5 | 110.2 | 134.8 | 137.7 |
|                        | Feb.  | 143.6 | 145.2 | 93.2  | 150.4 | 132.1 | 134.4 | 96.0  | 116.4 | 116.0 | 111.2 | 159.8 | 158.2 |
|                        | March | 171.3 |       | 74.7  |       | 172.6 |       | 104.1 |       | 133.2 |       | 192.2 |       |
|                        | April | 160.2 |       | 161.3 |       | 148.8 |       | 98.4  |       | 119.9 |       | 181.9 |       |
|                        | May   | 153.8 |       | 208.6 |       | 157.0 |       | 104.2 |       | 115.3 |       | 171.6 |       |
|                        | June  | 150.8 |       | 156.3 |       | 168.7 |       | 115.0 |       | 104.9 |       | 167.9 |       |
|                        | July  | 135.1 |       | 153.9 |       | 154.3 |       | 105.7 |       | 108.6 |       | 144.8 |       |
|                        | Aug.  | 132.9 |       | 202.5 |       | 162.6 |       | 102.5 |       | 100.3 |       | 143.1 |       |
|                        | Sept. | 139.1 |       | 157.9 |       | 157.9 |       | 124.3 |       | 106.4 |       | 148.3 |       |
|                        | Oct.  | 134.6 |       | 168.7 |       | 182.6 |       | 125.6 |       | 100.6 |       | 139.7 |       |
|                        | Nov.  | 142.2 |       | 227.4 |       | 172.6 |       | 131.3 |       | 115.0 |       | 146.4 |       |
|                        | Dec.  | 123.4 |       | 184.1 |       | 156.7 |       | 104.1 |       | 92.2  |       | 130.1 |       |

**Fixed Weighted Volume Indexes — Indices du volume à pondération fixe.  
Seasonally Adjusted — Chiffres corrigés des variations saisonnières**

|                        |       |       |       |       |       |       |       |       |       |       |       |       |       |
|------------------------|-------|-------|-------|-------|-------|-------|-------|-------|-------|-------|-------|-------|-------|
| Year — Année           |       | 142.3 |       | 159.8 |       | 157.7 |       | 106.1 |       | 110.0 |       | 154.8 |       |
| Quarters<br>Trimestres | I     | 146.3 |       | 104.8 |       | 158.2 |       | 95.5  |       | 122.6 |       | 159.3 |       |
|                        | II    | 146.0 |       | 146.3 |       | 156.1 |       | 104.9 |       | 106.1 |       | 161.0 |       |
|                        | III   | 147.3 |       | 214.1 |       | 160.5 |       | 111.5 |       | 115.4 |       | 162.2 |       |
|                        | IV    | 131.1 |       | 197.0 |       | 155.7 |       | 123.3 |       | 99.2  |       | 137.9 |       |
| Months<br>Mois         | Jan.  | 132.8 | 140.0 | 139.7 | 152.4 | 131.9 | 156.8 | 80.4  | 112.4 | 121.0 | 120.5 | 144.7 | 150.3 |
|                        | Feb.  | 153.0 | 153.6 | 90.8  | 151.2 | 163.4 | 165.7 | 102.4 | 118.6 | 133.7 | 122.0 | 164.6 | 164.5 |
|                        | March | 153.0 |       | 83.9  |       | 179.2 |       | 103.8 |       | 113.2 |       | 168.5 |       |
|                        | April | 151.7 |       | 115.9 |       | 158.1 |       | 95.8  |       | 111.5 |       | 170.1 |       |
|                        | May   | 149.6 |       | 168.5 |       | 157.3 |       | 94.4  |       | 106.0 |       | 165.2 |       |
|                        | June  | 136.8 |       | 154.5 |       | 152.9 |       | 121.6 |       | 100.9 |       | 147.6 |       |
|                        | July  | 143.7 |       | 158.8 |       | 149.1 |       | 105.5 |       | 118.7 |       | 159.0 |       |
|                        | Aug.  | 149.6 |       | 301.9 |       | 167.7 |       | 94.1  |       | 110.3 |       | 168.1 |       |
|                        | Sept. | 148.8 |       | 151.5 |       | 164.7 |       | 135.1 |       | 117.6 |       | 159.4 |       |
|                        | Oct.  | 126.6 |       | 228.7 |       | 156.0 |       | 116.7 |       | 93.0  |       | 132.7 |       |
|                        | Nov.  | 134.1 |       | 188.5 |       | 152.7 |       | 143.9 |       | 105.5 |       | 138.7 |       |
|                        | Dec.  | 132.6 |       | 173.9 |       | 158.4 |       | 109.3 |       | 99.0  |       | 142.4 |       |



TABLE 6. PRICE AND VOLUME INDEXES OF DOMESTIC EXPORTS

TABLEAU 6. INDICES DES PRIX ET DU VOLUME DES EXPORTATIONS NATIONALES

1971 = 100

|                                                                                                                                                     |       | All Sections          |       | Live Animals    |       | Food, Feed, Beverages and Tobacco      |       | Crude Materials, Inedible        |       | Fabricated Materials, Inedible        |       | End Products, Inedible          |       |
|-----------------------------------------------------------------------------------------------------------------------------------------------------|-------|-----------------------|-------|-----------------|-------|----------------------------------------|-------|----------------------------------|-------|---------------------------------------|-------|---------------------------------|-------|
|                                                                                                                                                     |       | Ensemble des sections |       | Animaux vivants |       | Aliments provendes, boissons et tabacs |       | Matières brutes, non comestibles |       | Matières travaillées, non comestibles |       | Produits finis, non comestibles |       |
|                                                                                                                                                     |       | 1982                  | 1983  | 1982            | 1983  | 1982                                   | 1983  | 1982                             | 1983  | 1982                                  | 1983  | 1982                            | 1983  |
| <b>Current Weighted Price Indexes — Indices des prix à pondération courante</b>                                                                     |       |                       |       |                 |       |                                        |       |                                  |       |                                       |       |                                 |       |
| Year - Année                                                                                                                                        |       | 311.1                 |       | 241.0           |       | 308.7                                  |       | 580.3                            |       | 355.1                                 |       | 229.6                           |       |
| Quarters<br>Trimestres                                                                                                                              | I     | 317.6                 |       | 237.9           |       | 299.6                                  |       | 622.3                            |       | 362.1                                 |       | 227.2                           |       |
|                                                                                                                                                     | II    | 303.0                 |       | 255.9           |       | 320.3                                  |       | 568.9                            |       | 351.3                                 |       | 225.8                           |       |
|                                                                                                                                                     | III   | 311.2                 |       | 257.2           |       | 310.7                                  |       | 546.3                            |       | 358.2                                 |       | 229.6                           |       |
|                                                                                                                                                     | IV    | 313.2                 |       | 222.2           |       | 301.4                                  |       | 583.0                            |       | 350.1                                 |       | 235.3                           |       |
| Months<br>Mois                                                                                                                                      | Jan.  | 330.7                 | 322.7 | 232.1           | 240.3 | 298.1                                  | 294.2 | 656.5                            | 692.0 | 368.6                                 | 356.7 | 229.6                           | 233.6 |
|                                                                                                                                                     | Feb.  | 315.7                 | 316.3 | 238.7           | 253.6 | 298.5                                  | 298.4 | 657.4                            | 729.1 | 360.4                                 | 345.8 | 224.5                           | 231.5 |
|                                                                                                                                                     | March | 309.0                 |       | 240.7           |       | 301.2                                  |       | 563.8                            |       | 357.9                                 |       | 227.6                           |       |
|                                                                                                                                                     | April | 302.5                 |       | 249.4           |       | 315.4                                  |       | 579.3                            |       | 350.1                                 |       | 223.7                           |       |
|                                                                                                                                                     | May   | 302.2                 |       | 261.0           |       | 317.9                                  |       | 528.4                            |       | 347.7                                 |       | 227.5                           |       |
|                                                                                                                                                     | June  | 303.8                 |       | 261.1           |       | 324.9                                  |       | 598.5                            |       | 355.7                                 |       | 226.0                           |       |
|                                                                                                                                                     | July  | 315.0                 |       | 256.5           |       | 321.7                                  |       | 523.2                            |       | 357.4                                 |       | 233.9                           |       |
|                                                                                                                                                     | Aug.  | 315.0                 |       | 269.8           |       | 306.9                                  |       | 576.2                            |       | 355.2                                 |       | 228.9                           |       |
|                                                                                                                                                     | Sept. | 304.4                 |       | 246.7           |       | 304.2                                  |       | 527.6                            |       | 364.8                                 |       | 226.7                           |       |
|                                                                                                                                                     | Oct.  | 311.9                 |       | 225.0           |       | 301.5                                  |       | 576.5                            |       | 352.4                                 |       | 233.5                           |       |
|                                                                                                                                                     | Nov.  | 311.7                 |       | 212.3           |       | 297.3                                  |       | 603.2                            |       | 347.1                                 |       | 236.1                           |       |
|                                                                                                                                                     | Dec.  | 316.3                 |       | 230.8           |       | 304.4                                  |       | 578.4                            |       | 350.6                                 |       | 236.5                           |       |
| <b>Fixed Weighted Volume Indexes — Indices du volume à pondération fixe</b>                                                                         |       |                       |       |                 |       |                                        |       |                                  |       |                                       |       |                                 |       |
| Year — Année                                                                                                                                        |       | 149.6                 |       | 200.6           |       | 156.7                                  |       | 77.9                             |       | 132.0                                 |       | 200.8                           |       |
| Quarters<br>Trimestres                                                                                                                              | I     | 142.3                 |       | 180.1           |       | 116.6                                  |       | 77.6                             |       | 133.6                                 |       | 192.1                           |       |
|                                                                                                                                                     | II    | 165.1                 |       | 185.2           |       | 170.7                                  |       | 79.3                             |       | 134.8                                 |       | 236.4                           |       |
|                                                                                                                                                     | III   | 147.0                 |       | 174.6           |       | 168.8                                  |       | 79.9                             |       | 129.0                                 |       | 191.7                           |       |
|                                                                                                                                                     | IV    | 144.4                 |       | 262.0           |       | 170.9                                  |       | 75.0                             |       | 129.9                                 |       | 184.4                           |       |
| Months<br>Mois                                                                                                                                      | Jan.  | 120.8                 | 131.4 | 124.1           | 245.5 | 102.7                                  | 114.8 | 70.4                             | 66.3  | 121.9                                 | 124.4 | 151.3                           | 176.2 |
|                                                                                                                                                     | Feb.  | 142.4                 | 142.7 | 193.4           | 228.6 | 112.7                                  | 120.0 | 74.2                             | 66.5  | 129.7                                 | 128.3 | 199.0                           | 203.2 |
|                                                                                                                                                     | March | 164.0                 |       | 222.5           |       | 134.6                                  |       | 88.5                             |       | 149.6                                 |       | 226.3                           |       |
|                                                                                                                                                     | April | 156.8                 |       | 226.2           |       | 135.4                                  |       | 77.8                             |       | 132.8                                 |       | 226.8                           |       |
|                                                                                                                                                     | May   | 165.0                 |       | 166.6           |       | 173.5                                  |       | 86.4                             |       | 137.3                                 |       | 229.4                           |       |
|                                                                                                                                                     | June  | 173.6                 |       | 161.9           |       | 203.6                                  |       | 74.7                             |       | 134.6                                 |       | 253.2                           |       |
|                                                                                                                                                     | July  | 142.5                 |       | 176.4           |       | 170.3                                  |       | 79.9                             |       | 130.1                                 |       | 177.1                           |       |
|                                                                                                                                                     | Aug.  | 135.5                 |       | 167.0           |       | 154.6                                  |       | 74.0                             |       | 126.5                                 |       | 167.7                           |       |
|                                                                                                                                                     | Sept. | 163.0                 |       | 180.1           |       | 181.4                                  |       | 87.9                             |       | 129.5                                 |       | 228.3                           |       |
|                                                                                                                                                     | Oct.  | 141.6                 |       | 229.5           |       | 171.9                                  |       | 72.3                             |       | 126.2                                 |       | 181.5                           |       |
|                                                                                                                                                     | Nov.  | 147.5                 |       | 297.7           |       | 190.9                                  |       | 68.8                             |       | 134.9                                 |       | 184.7                           |       |
|                                                                                                                                                     | Dec.  | 144.0                 |       | 259.1           |       | 151.0                                  |       | 83.0                             |       | 128.7                                 |       | 186.8                           |       |
| <b>Fixed Weighted Volume Indexes — Indices du volume à pondération fixe<br/>Seasonally Adjusted — Chiffres corrigés des variations saisonnières</b> |       |                       |       |                 |       |                                        |       |                                  |       |                                       |       |                                 |       |
| Year — Année                                                                                                                                        |       | 149.6                 |       | 200.6           |       | 156.7                                  |       | 77.9                             |       | 132.0                                 |       | 200.8                           |       |
| Quarters<br>Trimestres                                                                                                                              | I     | 143.2                 |       | 200.3           |       | 144.4                                  |       | 76.0                             |       | 131.0                                 |       | 190.6                           |       |
|                                                                                                                                                     | II    | 158.3                 |       | 186.2           |       | 170.8                                  |       | 77.9                             |       | 129.5                                 |       | 224.4                           |       |
|                                                                                                                                                     | III   | 157.4                 |       | 194.9           |       | 157.7                                  |       | 83.5                             |       | 135.9                                 |       | 223.4                           |       |
|                                                                                                                                                     | IV    | 140.3                 |       | 222.2           |       | 154.5                                  |       | 75.7                             |       | 132.1                                 |       | 170.4                           |       |
| Months<br>Mois                                                                                                                                      | Jan.  | 127.3                 | 138.0 | 145.1           | 309.6 | 117.9                                  | 135.0 | 66.                              | 65.3  | 125.1                                 | 125.9 | 166.5                           | 197.8 |
|                                                                                                                                                     | Feb.  | 150.5                 | 149.6 | 224.5           | 250.2 | 155.6                                  | 169.5 | 74.2                             | 64.0  | 134.3                                 | 131.3 | 204.5                           | 209.3 |
|                                                                                                                                                     | March | 151.9                 |       | 231.3           |       | 159.8                                  |       | 87.4                             |       | 133.6                                 |       | 200.8                           |       |
|                                                                                                                                                     | April | 157.5                 |       | 231.2           |       | 172.5                                  |       | 79.6                             |       | 128.9                                 |       | 218.8                           |       |
|                                                                                                                                                     | May   | 155.0                 |       | 145.4           |       | 174.1                                  |       | 82.6                             |       | 128.7                                 |       | 220.3                           |       |
|                                                                                                                                                     | June  | 162.4                 |       | 181.9           |       | 165.7                                  |       | 71.6                             |       | 130.8                                 |       | 234.0                           |       |
|                                                                                                                                                     | July  | 154.4                 |       | 193.9           |       | 176.2                                  |       | 83.1                             |       | 134.7                                 |       | 207.9                           |       |
|                                                                                                                                                     | Aug.  | 154.5                 |       | 200.0           |       | 139.0                                  |       | 81.3                             |       | 137.0                                 |       | 232.9                           |       |
|                                                                                                                                                     | Sept. | 163.5                 |       | 190.8           |       | 158.0                                  |       | 86.0                             |       | 136.0                                 |       | 229.4                           |       |
|                                                                                                                                                     | Oct.  | 137.8                 |       | 178.1           |       | 141.8                                  |       | 76.2                             |       | 128.9                                 |       | 163.2                           |       |
|                                                                                                                                                     | Nov.  | 136.4                 |       | 216.7           |       | 172.6                                  |       | 67.4                             |       | 128.7                                 |       | 166.6                           |       |
|                                                                                                                                                     | Dec.  | 146.8                 |       | 271.9           |       | 149.2                                  |       | 83.4                             |       | 138.7                                 |       | 181.3                           |       |



II

Imports



Importations

TABLE M-1. IMPORTS FROM PRINCIPAL TRADING AREAS

TABLEAU M-1. IMPORTATIONS EN PROVENANCE DES MARCHES PRINCIPAUX

|                                          |             | thousands of dollars - milliers de dollars |                                         |                                  |                                       |                                 |                                     |                    |  |
|------------------------------------------|-------------|--------------------------------------------|-----------------------------------------|----------------------------------|---------------------------------------|---------------------------------|-------------------------------------|--------------------|--|
| TRADING AREA                             | YEAR        | Live Animals                               | Food, Feed, Beverages And Tobacco       | Crude Materials, Inedible        | Fabricated Materials, Inedible        | End Products, Inedible          | Special Transactions, Trade         | Total Imports      |  |
| ZONE DE COMMERCE                         | ANNEE       | Animaux vivants                            | Aliments, provendes, boissons et tabacs | Matières brutes, non comestibles | Matières travaillées, non comestibles | Produits finis, non comestibles | Transactions spéciales commerciales | Total Importations |  |
| <b>JANUARY TO MARCH - JANVIER A MARS</b> |             |                                            |                                         |                                  |                                       |                                 |                                     |                    |  |
| United States                            | 1981        | 68,357                                     | 609,244                                 | 1,150,156                        | 2,426,362                             | 8,799,233                       | 155,461                             | 13,208,813         |  |
| Etats-Unis                               | 1982        | 20,389                                     | 596,980                                 | 761,240                          | 2,219,032                             | 8,130,669                       | 169,023                             | 11,897,333         |  |
|                                          | 1983        | 28,976                                     | 559,763                                 | 717,118                          | 2,395,398                             | 8,156,306                       | 181,919                             | 12,039,480         |  |
| United Kingdom                           | 1981        | 160                                        | 30,398                                  | 72,251                           | 109,543                               | 286,578                         | 9,364                               | 508,293            |  |
| Royaume-Uni                              | 1982        | 224                                        | 36,182                                  | 128,587                          | 101,290                               | 246,273                         | 8,728                               | 521,284            |  |
|                                          | 1983        | 552                                        | 34,207                                  | 31,448                           | 87,459                                | 194,018                         | 12,755                              | 360,439            |  |
| Other E.E.C.                             | 1981        | 201                                        | 71,895                                  | 33,183                           | 276,082                               | 516,036                         | 12,910                              | 910,307            |  |
| Autres C.E.E.                            | 1982        | 609                                        | 88,754                                  | 39,982                           | 320,946                               | 583,506                         | 14,432                              | 1,048,230          |  |
|                                          | 1983        | 436                                        | 84,514                                  | 29,416                           | 274,862                               | 501,169                         | 13,385                              | 903,782            |  |
| Japan                                    | 1981        | 3                                          | 7,851                                   | 14,765                           | 126,424                               | 783,995                         | 6,797                               | 939,835            |  |
| Japon                                    | 1982        |                                            | 3,585                                   | 17,291                           | 148,098                               | 762,447                         | 6,642                               | 938,062            |  |
|                                          | 1983        |                                            | 7,933                                   | 12,327                           | 104,386                               | 831,175                         | 6,532                               | 962,353            |  |
| Other O.E.C.D.                           | 1981        | 42                                         | 107,694                                 | 75,032                           | 88,976                                | 205,788                         | 5,577                               | 483,109            |  |
| Autres O.C.D.E.                          | 1982        | 91                                         | 110,861                                 | 64,220                           | 115,316                               | 211,814                         | 9,691                               | 511,993            |  |
|                                          | 1983        | 67                                         | 82,541                                  | 64,576                           | 118,461                               | 192,727                         | 5,040                               | 463,412            |  |
| Other America                            | 1981        | 33                                         | 247,749                                 | 798,318                          | 155,973                               | 64,484                          | 3,501                               | 1,270,058          |  |
| Autres Amérique                          | 1982        | 36                                         | 217,616                                 | 766,227                          | 137,674                               | 105,110                         | 8,277                               | 1,234,939          |  |
|                                          | 1983        | 92                                         | 208,622                                 | 570,416                          | 117,478                               | 93,780                          | 4,627                               | 995,016            |  |
| Other Countries                          | 1981        | 246                                        | 63,105                                  | 849,123                          | 133,191                               | 557,241                         | 12,743                              | 1,615,650          |  |
| Autres pays                              | 1982        | 193                                        | 70,420                                  | 589,350                          | 142,992                               | 621,239                         | 13,732                              | 1,437,927          |  |
|                                          | 1983        | 204                                        | 82,901                                  | 293,446                          | 126,017                               | 605,741                         | 15,713                              | 1,124,022          |  |
| <b>All Countries</b>                     | <b>1981</b> | <b>69,042</b>                              | <b>1,137,936</b>                        | <b>2,992,828</b>                 | <b>3,316,551</b>                      | <b>11,213,355</b>               | <b>206,352</b>                      | <b>18,936,065</b>  |  |
| <b>Ensemble des pays</b>                 | <b>1982</b> | <b>21,542</b>                              | <b>1,124,398</b>                        | <b>2,366,897</b>                 | <b>3,185,347</b>                      | <b>10,661,058</b>               | <b>230,526</b>                      | <b>17,589,768</b>  |  |
|                                          | <b>1983</b> | <b>30,327</b>                              | <b>1,060,482</b>                        | <b>1,718,747</b>                 | <b>3,224,062</b>                      | <b>10,574,916</b>               | <b>239,971</b>                      | <b>16,848,504</b>  |  |
| <b>MARCH - MARS</b>                      |             |                                            |                                         |                                  |                                       |                                 |                                     |                    |  |
| United States                            | 1981        | 19,806                                     | 224,216                                 | 344,165                          | 909,465                               | 3,318,336                       | 60,108                              | 4,876,096          |  |
| Etats-Unis                               | 1982        | 5,072                                      | 224,771                                 | 234,670                          | 850,756                               | 3,205,190                       | 62,352                              | 4,582,811          |  |
|                                          | 1983        | 8,574                                      | 204,485                                 | 238,383                          | 863,361                               | 3,036,266                       | 63,666                              | 4,414,736          |  |
| United Kingdom                           | 1981        | 33                                         | 11,049                                  | 35,722                           | 43,729                                | 105,023                         | 3,720                               | 199,276            |  |
| Royaume-Uni                              | 1982        | 180                                        | 15,295                                  | 16,635                           | 38,359                                | 102,567                         | 4,231                               | 177,267            |  |
|                                          | 1983        | 23                                         | 12,557                                  | 3,166                            | 39,480                                | 70,959                          | 4,055                               | 130,241            |  |
| Other E.E.C.                             | 1981        | 40                                         | 24,608                                  | 10,484                           | 98,417                                | 196,130                         | 4,566                               | 334,244            |  |
| Autres C.E.E.                            | 1982        | 238                                        | 36,210                                  | 16,308                           | 106,808                               | 236,460                         | 5,835                               | 401,860            |  |
|                                          | 1983        | 99                                         | 28,497                                  | 7,668                            | 107,395                               | 184,386                         | 5,738                               | 333,782            |  |
| Japan                                    | 1981        | 3                                          | 2,428                                   | 6,776                            | 40,887                                | 273,004                         | 2,360                               | 325,458            |  |
| Japon                                    | 1982        |                                            | 1,390                                   | 4,645                            | 48,419                                | 305,436                         | 2,392                               | 362,282            |  |
|                                          | 1983        |                                            | 2,672                                   | 6,310                            | 35,230                                | 311,600                         | 2,456                               | 358,268            |  |
| Other O.E.C.D.                           | 1981        | 1                                          | 36,843                                  | 12,931                           | 39,376                                | 86,332                          | 2,142                               | 177,625            |  |
| Autres O.C.D.E.                          | 1982        | 59                                         | 53,084                                  | 39,840                           | 29,414                                | 93,092                          | 3,119                               | 218,608            |  |
|                                          | 1983        |                                            | 29,360                                  | 30,037                           | 55,147                                | 77,398                          | 2,345                               | 194,287            |  |
| Other America                            | 1981        | 12                                         | 103,879                                 | 271,341                          | 54,653                                | 28,323                          | 961                                 | 459,169            |  |
| Autres Amérique                          | 1982        | 10                                         | 89,570                                  | 293,959                          | 54,203                                | 41,908                          | 2,544                               | 482,194            |  |
|                                          | 1983        | 27                                         | 76,002                                  | 235,348                          | 47,464                                | 33,640                          | 2,789                               | 395,270            |  |
| Other Countries                          | 1981        | 68                                         | 18,241                                  | 304,341                          | 43,537                                | 159,814                         | 2,927                               | 528,928            |  |
| Autres pays                              | 1982        | 71                                         | 28,609                                  | 203,601                          | 45,395                                | 226,637                         | 5,104                               | 509,418            |  |
|                                          | 1983        | 52                                         | 26,764                                  | 42,334                           | 46,740                                | 193,616                         | 7,652                               | 317,158            |  |
| <b>All Countries</b>                     | <b>1981</b> | <b>19,963</b>                              | <b>421,266</b>                          | <b>985,759</b>                   | <b>1,230,063</b>                      | <b>4,166,962</b>                | <b>76,784</b>                       | <b>6,900,796</b>   |  |
| <b>Ensemble des pays</b>                 | <b>1982</b> | <b>5,631</b>                               | <b>448,929</b>                          | <b>809,658</b>                   | <b>1,173,353</b>                      | <b>4,211,291</b>                | <b>85,578</b>                       | <b>6,734,440</b>   |  |
|                                          | <b>1983</b> | <b>8,774</b>                               | <b>380,336</b>                          | <b>563,247</b>                   | <b>1,194,817</b>                      | <b>3,907,866</b>                | <b>88,700</b>                       | <b>6,143,741</b>   |  |

\* Principal trading areas; see note 9 page 45.

\* Marchés principaux; voir note 9 page 45.

TABLE M-2. IMPORTS BY COUNTRY

TABLEAU M-2. IMPORTATIONS PAR PAYS

| COUNTRY<br>PAYS                                    | February<br>Février |                |                | March<br>Mars  |                |                | January to March<br>Janvier à Mars |                  | Percentage<br>variation<br>Pourcentage |                              |                      |
|----------------------------------------------------|---------------------|----------------|----------------|----------------|----------------|----------------|------------------------------------|------------------|----------------------------------------|------------------------------|----------------------|
|                                                    | 1981                | 1982           | 1983           | 1981           | 1982           | 1983           | 1981                               | 1982             | 1983                                   | Jan. to March<br>Jan. à Mars |                      |
| thousands of dollars - milliers de dollars         |                     |                |                |                |                |                |                                    |                  |                                        |                              |                      |
| <b>Western Europe</b><br><b>Europe occidentale</b> |                     |                |                |                |                |                |                                    |                  |                                        |                              |                      |
| United Kingdom                                     | Royaume-Uni         | 152,910        | 200,468        | 105,772        | 199,276        | 177,267        | 130,241                            | 508,293          | 521,284                                | 360,439                      | 2.5 - 30.8           |
| Gibraltar                                          | Gibraltar           |                |                |                |                |                |                                    |                  |                                        |                              |                      |
| Ireland                                            | Irlande             | 4,620          | 7,400          | 8,375          | 6,961          | 7,503          | 7,150                              | 17,203           | 33,439                                 | 26,049                       | 94.3 - 22.1          |
| Malta                                              | Malte               | 339            | 180            | 157            | 199            | 94             | 121                                | 649              | 385                                    | 438                          | - 40.6 13.6          |
| Austria                                            | Autriche            | 3,839          | 5,375          | 8,346          | 6,256          | 5,430          | 7,882                              | 15,765           | 16,670                                 | 23,385                       | 5.7 40.2             |
| Belgium-Luxem.                                     | Belgique-Lux.       | 19,023         | 27,945         | 25,094         | 26,066         | 35,908         | 24,689                             | 58,830           | 88,100                                 | 67,155                       | 49.7 - 23.7          |
| Denmark                                            | Danemark            | 10,209         | 12,658         | 11,749         | 12,514         | 12,630         | 12,171                             | 34,326           | 36,940                                 | 33,400                       | 7.6 - 9.5            |
| Finland                                            | Finlande            | 7,194          | 7,702          | 4,541          | 8,775          | 13,143         | 11,620                             | 19,584           | 29,229                                 | 21,833                       | 49.2 - 25.3          |
| France                                             | France              | 63,016         | 74,147         | 57,143         | 76,740         | 94,053         | 66,404                             | 194,410          | 238,938                                | 192,378                      | 22.9 - 19.4          |
| Germany West                                       | Allemagne ouest     | 115,994        | 116,887        | 95,765         | 130,433        | 154,323        | 130,750                            | 365,151          | 395,235                                | 348,640                      | 8.2 - 11.7           |
| Greece                                             | Grèce               | 1,191          | 2,856          | 2,689          | 1,344          | 1,996          | 1,517                              | 5,097            | 14,985                                 | 5,328                        | 193.9 - 64.4         |
| Iceland                                            | Islande             | 301            | 128            | 133            | 783            | 268            | 321                                | 1,386            | 956                                    | 754                          | - 31.0 - 21.1        |
| Italy                                              | Italie              | 59,309         | 50,945         | 48,077         | 53,684         | 68,376         | 63,394                             | 163,907          | 179,434                                | 162,734                      | 9.4 - 9.3            |
| Netherlands                                        | Pays-Bas            | 20,966         | 17,408         | 19,927         | 26,504         | 27,071         | 27,707                             | 71,383           | 61,158                                 | 68,097                       | - 14.3 11.3          |
| Norway                                             | Norvège             | 3,573          | 5,499          | 4,570          | 9,294          | 5,432          | 23,335                             | 25,456           | 15,626                                 | 34,879                       | - 38.6 123.2         |
| Portugal                                           | Portugal            | 3,006          | 2,610          | 2,429          | 3,977          | 4,025          | 3,434                              | 10,338           | 9,842                                  | 10,012                       | - 4.8 1.7            |
| Spain                                              | Espagne             | 11,071         | 18,732         | 9,166          | 18,732         | 18,956         | 13,438                             | 46,537           | 53,497                                 | 33,041                       | 14.9 - 38.2          |
| Sweden                                             | Suède               | 33,722         | 27,006         | 18,305         | 48,729         | 51,619         | 43,693                             | 118,497          | 107,164                                | 94,833                       | - 9.5 - 11.5         |
| Switzerland                                        | Suisse              | 23,553         | 49,506         | 36,313         | 36,126         | 30,866         | 51,807                             | 84,605           | 116,819                                | 126,493                      | 38.0 8.2             |
| <b>Total</b>                                       |                     | <b>533,835</b> | <b>627,451</b> | <b>458,551</b> | <b>666,391</b> | <b>708,960</b> | <b>619,674</b>                     | <b>1,741,417</b> | <b>1,919,703</b>                       | <b>1,609,887</b>             | <b>10.2 - 16.1</b>   |
| <b>Eastern Europe</b><br><b>Europe orientale</b>   |                     |                |                |                |                |                |                                    |                  |                                        |                              |                      |
| Albania                                            | Albanie             |                |                |                |                |                |                                    |                  |                                        |                              | -100.0               |
| Bulgaria                                           | Bulgarie            | 373            | 260            | 493            | 122            | 692            | 349                                | 663              | 1,273                                  | 1,111                        | 92.0 - 12.7          |
| Czechoslovakia                                     | Tchécoslovaquie     | 6,760          | 6,448          | 4,587          | 6,721          | 7,242          | 2,725                              | 20,424           | 20,908                                 | 14,600                       | 2.3 - 30.1           |
| Germany East                                       | Allemagne est       | 753            | 657            | 683            | 756            | 1,544          | 1,184                              | 2,393            | 2,973                                  | 2,393                        | 24.2 - 19.4          |
| Hungary                                            | Hongrie             | 2,739          | 2,944          | 2,190          | 1,425          | 1,600          | 1,342                              | 6,967            | 7,225                                  | 7,788                        | 3.7 7.7              |
| Poland                                             | Pologne             | 11,507         | 3,442          | 2,967          | 4,763          | 6,201          | 2,808                              | 23,500           | 13,848                                 | 10,403                       | - 41.0 - 24.8        |
| Romania                                            | Roumanie            | 3,697          | 5,761          | 1,952          | 2,084          | 1,954          | 1,784                              | 9,461            | 9,562                                  | 5,651                        | 1.0 - 40.9           |
| USSR                                               | URSS                | 3,127          | 2,735          | 1,564          | 5,926          | 3,574          | 4,506                              | 16,914           | 9,045                                  | 6,882                        | - 46.5 - 23.9        |
| Yugoslavia                                         | Yougoslavie         | 1,948          | 2,443          | 2,147          | 2,346          | 2,575          | 1,744                              | 6,059            | 6,356                                  | 5,695                        | 4.8 - 10.4           |
| <b>Total</b>                                       |                     | <b>30,904</b>  | <b>24,690</b>  | <b>16,582</b>  | <b>24,143</b>  | <b>25,382</b>  | <b>16,441</b>                      | <b>86,381</b>    | <b>71,190</b>                          | <b>54,524</b>                | <b>- 17.5 - 23.4</b> |
| <b>Middle East</b><br><b>Moyen-Orient</b>          |                     |                |                |                |                |                |                                    |                  |                                        |                              |                      |
| Bahrain                                            | Bahrein             |                |                | 47             |                | 233            | 136                                |                  | 385                                    | 183                          | ... - 52.5           |
| Cyprus                                             | Chypre              | 509            | 55             | 19             | 6              | 8              | 1                                  | 538              | 89                                     | 68                           | - 83.3 - 23.7        |
| Qatar                                              | Qatar               |                |                |                |                |                |                                    |                  |                                        |                              | ... 458.5            |
| Emirates, U.A.                                     | Emirats, A.U.       | 1              | 6              | 88             | 67             | 23,736         | 17                                 | 27,164           | 23,764                                 | 343                          | - 12.5 - 98.5        |
| Ethiopia                                           | Ethiopie            | 144            | 2              |                | 105            | 345            | 583                                | 314              | 717                                    | 585                          | 128.5 - 18.3         |
| Iran                                               | Iran                | 4              | 103            | 1,215          | 606            | 42             | 13,787                             | 610              | 559                                    | 53,447                       | - 8.3 ...            |
| Iraq                                               | Irak                | 1,029          | 441            | 491            |                | 24             |                                    | 1,029            | 466                                    | 879                          | - 54.7 88.8          |
| Israel                                             | Israël              | 3,795          | 4,392          | 5,327          | 4,293          | 3,887          | 4,638                              | 13,152           | 11,855                                 | 15,028                       | - 9.8 26.7           |
| Jordan                                             | Jordanie            |                | 1              |                |                |                | 1                                  |                  | 1                                      | 2                            | ... 31.5             |
| Kuwait                                             | Koweït              | 1              |                |                | 53             | 29             | 4                                  | 56,993           | 59                                     | 5                            | - 99.9 - 91.9        |
| Lebanon                                            | Liban               | 44             | 30             | 74             | 2              | 265            | 6                                  | 55               | 320                                    | 126                          | 483.8 - 60.5         |
| Libya                                              | Libye               |                | 712            | 3              | 32,048         | 808            |                                    | 32,048           | 1,521                                  | 3                            | - 95.2 - 99.8        |
| Oman (Muscat)                                      | Oman (Mascate)      |                |                |                |                |                |                                    |                  |                                        |                              |                      |
| Saudi Arabia                                       | Arabie Saoudite     | 118,610        | 194,529        | 16             | 196,046        | 126,650        | 197                                | 591,039          | 485,582                                | 72,988                       | - 17.8 - 84.9        |
| Somalia                                            | Somalie             |                |                |                |                |                |                                    |                  |                                        |                              |                      |
| Yemen, South                                       | Yemen du sud        | 4              | 1              | 4              | 4              | 49             |                                    | 11               | 51                                     | 15                           | 363.6 - 70.8         |
| Sudan                                              | Soudan              | 5              | 80             | 12             | 92             | 20             | 16                                 | 97               | 208                                    | 123                          | 113.4 - 40.6         |
| Syria                                              | Syrie               | 6              |                |                |                |                |                                    | 6                | 11                                     | 48                           | 69.6 343.7           |
| Turkey                                             | Turquie             | 1,839          | 707            | 1,097          | 779            | 615            | 713                                | 4,554            | 2,452                                  | 3,158                        | - 46.1 28.7          |
| Egyptian, A.R.                                     | Egypte, R.A.        | 636            | 131            | 117            | 727            | 130            | 125                                | 2,410            | 271                                    | 429                          | - 88.7 58.5          |
| Yemen, North                                       | Yemen du nord       |                |                |                |                |                |                                    |                  |                                        |                              |                      |
| <b>Total</b>                                       |                     | <b>126,627</b> | <b>201,189</b> | <b>8,511</b>   | <b>234,829</b> | <b>156,841</b> | <b>20,222</b>                      | <b>730,019</b>   | <b>528,310</b>                         | <b>147,431</b>               | <b>- 27.6 - 72.1</b> |

... Percentage change exceeds 999 percent.

La variation en pourcentage est en excès de 999 pourcent.

TABLE M-2. IMPORTS BY COUNTRY

TABLEAU M-2. IMPORTATIONS PAR PAYS

| COUNTRY<br>PAYS                            | February<br>Février |                |                | March<br>Mars  |                |                | January to March<br>Janvier à Mars |                  |                  | Percentage<br>variation<br>Pourcentage |               |             |
|--------------------------------------------|---------------------|----------------|----------------|----------------|----------------|----------------|------------------------------------|------------------|------------------|----------------------------------------|---------------|-------------|
|                                            | 1981                | 1982           | 1983           | 1981           | 1982           | 1983           | 1981                               | 1982             | 1983             | Jan. to March<br>Jan. à Mars           | 82/81 83/82   |             |
| thousands of dollars - milliers de dollars |                     |                |                |                |                |                |                                    |                  |                  |                                        |               |             |
| <b>Other Africa</b>                        |                     |                |                |                |                |                |                                    |                  |                  |                                        |               |             |
| <b>Autres pays d'Afrique</b>               |                     |                |                |                |                |                |                                    |                  |                  |                                        |               |             |
| The Gambia                                 | La Gambie           |                |                |                | 31             |                |                                    | 31               |                  |                                        | ... -100.0    |             |
| Ghana                                      | Ghana               | 1,598          | 95             | 3              |                | 4              | 1,601                              | 18               | 1,470            | - 98.9                                 | ...           |             |
| Kenya                                      | Kenya               | 1,638          | 1,346          | 904            | 1,536          | 942            | 1,393                              | 3,766            | 3,363            | - 11.6                                 | - 10.7        |             |
| Malawi                                     | Malawi              | 79             | 5              | 23             | 4              | 54             | 2,996                              | 127              | 3,230            | 47.7                                   | ...           |             |
| Mauritius-Dep.                             | Maurice et dép.     |                |                | 454            |                | 14             | 235                                | 3                | 694              | 516.7                                  | ...           |             |
| Nigeria                                    | Nigéria             | 44             | 7              |                | 12             | 117            | 522                                | 56               | 83,719           | 137.1                                  | ...           |             |
| South Africa                               | Afrique du sud      | 30,910         | 14,278         | 3,121          | 10,719         | 5,918          | 6,816                              | 67,786           | 30,701           | - 41.2                                 | - 22.9        |             |
| Zimbabwe                                   | Zimbabwe            | 54             | 3              |                |                | 18             | 95                                 | 58               | 96               | - 27.5                                 | 126.0         |             |
| Sierra Leone                               | Sierra Leone        |                |                | 238            | 349            | 81             | 80                                 | 1,833            | 711              | - 47.8                                 | - 25.5        |             |
| Tanzania                                   | Tanzanie            | 856            | 751            |                |                |                |                                    | 956              | ...              | ...                                    | -100.0        |             |
| Uganda                                     | Ouganda             |                |                |                |                |                |                                    | 152              | 2                | -100.0                                 | ...           |             |
| Zambia                                     | Zambie              | 9              |                |                | 12             |                |                                    | 21               | 4                | - 81.5                                 | - 60.0        |             |
| Cwealth Af. nes                            | Af. Cwealth nda     | 42             | 8              | 3              | 11             | 3              | 57                                 | 11               | 47,663           | - 27.1                                 | 19.7          |             |
| Algeria                                    | Algérie             | 6              | 101            | 20,287         | 54,642         | 39,711         | 20,495                             | 54,657           | 220              | - 95.0                                 | ...           |             |
| Angola                                     | Angola              |                |                |                |                |                |                                    | 3                | 7,811            | 744.7                                  | 404.6         |             |
| Cameroon                                   | Cameroun            |                |                | 38             | 17             | 1              | 180                                | 57               | 183.2            | - 99.7                                 | ...           |             |
| Zaire                                      | Zaire               | 76             | 24             | 1,005          | 12             | 1,226          | 6,094                              | 1,548            | 244              | 266.8                                  | 304.9         |             |
| Benin                                      | Benin               |                |                |                |                |                |                                    | 2                | 5                | - 93.5                                 | -100.0        |             |
| Fr. Africa nes                             | Afrique fr. nda     | 3              |                | 64             | 7              |                | 16                                 | 16               | 75               | 12.4                                   | 203.1         |             |
| Gabon                                      | Gabon               | 84             |                |                | 18             | 6              |                                    | 102              | 2                | ...                                    | ...           |             |
| Guinea                                     | Guinée              | 792            | 487            |                | 2              | 419            |                                    | 796              | 90               | 158.3                                  | 77.9          |             |
| Ivory Coast                                | Côte d'Ivoire       | 574            | 3,936          | 134            | 561            | 3,706          | 1,638                              | 1,495            | 2                | ...                                    | ...           |             |
| Liberia                                    | Libéria             |                |                |                |                |                |                                    | 7,800            | 1                | ...                                    | ...           |             |
| Madagascar                                 | Madagascar          | 50             |                | 131            |                |                |                                    | 83               | 156              | - 72.1                                 | 574.3         |             |
| Mauritania                                 | Mauritanie          |                |                |                |                |                | 2                                  |                  | 2                | ...                                    | ...           |             |
| Morocco                                    | Maroc               | 64             | 78             | 71             | 96             | 1,622          | 102                                | 3,398            | 3,763            | - 44.3                                 | 99.0          |             |
| Mozambique                                 | Mozambique          | 92             |                |                | 66             | 400            |                                    | 158              | 90               | 158.3                                  | 77.9          |             |
| Port. Af. nes                              | Af. port. nda       |                |                |                |                |                |                                    |                  | 2                | ...                                    | ...           |             |
| Senegal                                    | Sénégal             | 8              | 22             | 4              |                | 2              | 72                                 | 22               | 75               | 12.4                                   | 203.1         |             |
| Spanish Africa                             | Afrique espag.      |                | 1              |                |                | 40             |                                    | 41               | 2                | ...                                    | - 95.5        |             |
| Togo                                       | Togo                |                |                |                |                |                | 1                                  |                  | 1                | ...                                    | 340.9         |             |
| Tunisia                                    | Tunisie             | 67             | 34             | 49             | 42             | 64             | 55                                 | 126              | 147              | 46.1                                   | - 20.3        |             |
| <b>Total</b>                               |                     | <b>37,045</b>  | <b>21,080</b>  | <b>26,621</b>  | <b>68,110</b>  | <b>54,376</b>  | <b>40,801</b>                      | <b>136,901</b>   | <b>97,878</b>    | <b>186,218</b>                         | <b>- 28.5</b> | <b>90.2</b> |
| <b>Other Asia</b>                          |                     |                |                |                |                |                |                                    |                  |                  |                                        |               |             |
| <b>Autres pays d'Asie</b>                  |                     |                |                |                |                |                |                                    |                  |                  |                                        |               |             |
| Bangladesh                                 | Bangladesh          | 284            | 200            | 373            | 689            | 26             | 723                                | 1,109            | 356              | 2,145                                  | - 67.9        | 503.0       |
| Sri Lanka                                  | Sri Lanka           | 953            | 1,970          | 1,856          | 1,494          | 1,414          | 1,186                              | 3,557            | 4,408            | 5,540                                  | 23.9          | 25.6        |
| Hong Kong                                  | Hong Kong           | 47,788         | 48,841         | 62,083         | 41,201         | 45,807         | 53,965                             | 138,434          | 144,602          | 176,027                                | 4.4           | 21.7        |
| India                                      | Inde                | 10,130         | 8,613          | 7,335          | 10,102         | 9,724          | 9,101                              | 27,522           | 28,250           | 23,505                                 | 2.6           | - 16.8      |
| Malaysia                                   | Malaisie            | 7,214          | 8,453          | 5,118          | 7,392          | 7,874          | 6,776                              | 22,170           | 23,032           | 18,549                                 | 3.8           | - 19.4      |
| Pakistan                                   | Pakistan            | 1,001          | 1,760          | 1,223          | 1,146          | 1,789          | 2,242                              | 3,113            | 5,243            | 5,373                                  | 68.4          | 2.4         |
| Singapore                                  | Singapour           | 14,137         | 11,726         | 9,846          | 14,184         | 53,430         | 10,322                             | 43,075           | 76,565           | 29,676                                 | 77.7          | - 61.2      |
| Afghanistan                                | Afghanistan         | 2              | 2              | 3              | 11             | 9              | 5                                  | 18               | 10               | 119.4                                  | - 76.0        | ...         |
| Burma                                      | Birmanie            |                | 30             | 32             | 94             | 27             | 26                                 | 94               | 57               | 58                                     | - 39.5        | 1.5         |
| Khmer Rep.-Laos                            | Khmer Rép.-Laos     |                |                |                | 1              |                |                                    | 1                |                  |                                        | -100.0        | ...         |
| People R. China                            | Rép. pop. Chine     | 11,484         | 17,079         | 22,605         | 13,975         | 26,967         | 15,497                             | 43,456           | 62,483           | 56,979                                 | 43.7          | - 8.8       |
| Indonesia                                  | Indonésie           | 5,006          | 1,939          | 1,942          | 2,270          | 2,697          | 2,963                              | 12,135           | 7,498            | 8,514                                  | - 38.2        | 13.5        |
| Japan                                      | Japon               | 293,375        | 277,095        | 300,216        | 325,458        | 362,282        | 358,268                            | 939,835          | 938,062          | 962,353                                | - 0.1         | 2.5         |
| Korea, North                               | Corée du nord       |                |                | 3              | 35             |                | 21                                 | 96               | 9                | 24                                     | - 90.4        | 160.3       |
| Korea, South                               | Corée du sud        | 45,720         | 56,410         | 55,454         | 40,596         | 50,713         | 55,703                             | 133,652          | 160,295          | 168,536                                | 19.9          | 5.1         |
| Nepal                                      | Népal               |                |                | 1              |                |                |                                    |                  | 2                | ...                                    | ...           |             |
| Philippines                                | Philippines         | 6,586          | 7,850          | 5,120          | 7,871          | 9,618          | 6,613                              | 22,756           | 24,036           | 17,881                                 | 5.6           | - 25.6      |
| Port. Asia                                 | Asie port.          | 708            | 463            | 1,019          | 211            | 410            | 645                                | 1,448            | 2,157            | - 11.1                                 | 67.5          |             |
| Taiwan                                     | Taiwan              | 63,076         | 69,485         | 69,275         | 57,189         | 59,210         | 70,034                             | 202,814          | 192,343          | 210,332                                | - 5.1         | 9.3         |
| Thailand                                   | Thaïlande           | 2,686          | 3,320          | 4,449          | 2,758          | 3,302          | 3,801                              | 7,993            | 10,373           | 11,282                                 | 29.7          | 8.7         |
| Viet-Nam                                   | Viêt-Nam            | 10             |                | 20             | 50             | 9              | 98                                 | 476              | 9                | 138                                    | - 98.1        | ...         |
| <b>Total</b>                               |                     | <b>510,159</b> | <b>515,235</b> | <b>547,974</b> | <b>526,725</b> | <b>635,307</b> | <b>597,989</b>                     | <b>1,603,755</b> | <b>1,678,947</b> | <b>1,699,080</b>                       | <b>4.6</b>    | <b>1.1</b>  |

... Percentage change exceeds 999 percent.

La variation en pourcentage est en excès de 999 pourcent.

TABLE M-2. IMPORTS BY COUNTRY

TABLEAU M-2. IMPORTATIONS PAR PAYS

| COUNTRY<br>PAYS                                                             | February<br>Février |                  |                  | March<br>Mars    |                  |                  | January to March<br>Janvier à Mars |                   |                   | Percentage<br>variation<br>Pourcentage |                      |
|-----------------------------------------------------------------------------|---------------------|------------------|------------------|------------------|------------------|------------------|------------------------------------|-------------------|-------------------|----------------------------------------|----------------------|
|                                                                             | 1981                | 1982             | 1983             | 1981             | 1982             | 1983             | 1981                               | 1982              | 1983              | Jan. to March<br>Jan. à Mars           | 82/81 83/82          |
| thousands of dollars - milliers de dollars                                  |                     |                  |                  |                  |                  |                  |                                    |                   |                   |                                        |                      |
| <b>Oceania</b><br><b>Océanie</b>                                            |                     |                  |                  |                  |                  |                  |                                    |                   |                   |                                        |                      |
| Papua, N.G.                                                                 | Papouasie, N.G.     | 6                | 54               |                  | 92               |                  | 153                                | 58                | 282               | - 61.9                                 | 383.5                |
| Australia                                                                   | Australie           | 35,073           | 34,107           | 37,026           | 34,624           | 73,332           | 22,134                             | 131,309           | 132,535           | 78,413                                 | 0.9 - 40.8           |
| Fiji                                                                        | Fidji               | 228              | 152              | 335              | 771              | 315              | 566                                | 1,635             | 1,671             | 1,559                                  | 2.2 - 6.6            |
| New-Zealand                                                                 | Nouv.-Zélande       | 8,621            | 7,066            | 8,477            | 9,550            | 14,923           | 15,910                             | 25,079            | 27,202            | 36,613                                 | 8.4 34.5             |
| Br. Oceania nes                                                             | Océanie br. nda     |                  |                  |                  |                  |                  |                                    | 15                |                   |                                        | -100.0               |
| French Oceania                                                              | Océanie fr.         | 228              |                  |                  | 290              |                  |                                    | 519               | 1                 |                                        | - 99.8 -100.0        |
| U.S. Oceania                                                                | Océanie, E-U.       |                  |                  |                  | 6                |                  |                                    | 10                |                   |                                        | -100.0               |
| <b>Total</b>                                                                |                     | <b>44,155</b>    | <b>41,379</b>    | <b>45,838</b>    | <b>45,334</b>    | <b>88,570</b>    | <b>38,610</b>                      | <b>158,719</b>    | <b>161,467</b>    | <b>116,867</b>                         | <b>1.7 - 27.6</b>    |
| <b>South America</b><br><b>Amérique du sud</b>                              |                     |                  |                  |                  |                  |                  |                                    |                   |                   |                                        |                      |
| Guyana                                                                      | Guyane              | 1,247            | 2,444            | 3,251            | 1,530            | 2,377            | 50                                 | 3,106             | 6,493             | 4,626                                  | 109.0 - 28.7         |
| Falkland Is.                                                                | Iles Falkland       |                  |                  |                  |                  |                  |                                    |                   |                   |                                        |                      |
| Argentina                                                                   | Argentine           | 3,794            | 6,416            | 1,718            | 3,785            | 8,765            | 3,517                              | 12,386            | 18,950            | 8,342                                  | 52.9 - 55.9          |
| Bolivia                                                                     | Bolivie             | 1,006            | 428              | 917              | 1,187            | 367              | 1,317                              | 5,893             | 832               | 3,808                                  | - 85.8 357.4         |
| Brazil                                                                      | Brsil               | 25,701           | 48,078           | 35,070           | 30,629           | 58,371           | 34,366                             | 80,846            | 149,996           | 96,375                                 | 85.5 - 35.7          |
| Chile                                                                       | Chili               | 7,684            | 5,668            | 10,203           | 8,129            | 23,800           | 19,786                             | 19,978            | 30,530            | 33,670                                 | 52.8 10.2            |
| Colombia                                                                    | Colombie            | 6,249            | 6,311            | 8,055            | 8,734            | 6,304            | 15,293                             | 21,438            | 17,141            | 31,547                                 | - 20.0 84.0          |
| Ecuador                                                                     | Equateur            | 4,681            | 3,447            | 3,726            | 5,060            | 6,908            | 4,146                              | 13,910            | 13,805            | 13,313                                 | - 0.7 - 3.5          |
| French Guiana                                                               | Guyane fr.          |                  |                  |                  |                  |                  |                                    |                   |                   |                                        |                      |
| Paraguay                                                                    | Paraguay            | 29               | 3                |                  | 428              | 157              | 458                                | 737               | 610               | 501                                    | - 17.2 - 17.8        |
| Peru                                                                        | Pérou               | 549              | 2,505            | 3,517            | 2,961            | 3,735            | 6,720                              | 5,549             | 7,598             | 17,685                                 | 36.9 132.7           |
| Surinam                                                                     | Surinam             | 720              | 2                | 249              | 29               | 700              |                                    | 1,470             | 1,289             | 249                                    | - 12.3 - 80.7        |
| Uruguay                                                                     | Uruguay             | 689              | 598              | 657              | 929              | 1,394            | 382                                | 2,001             | 2,540             | 1,663                                  | 26.9 - 34.5          |
| Venezuela                                                                   | Venezuela           | 213,259          | 218,615          | 93,753           | 166,250          | 184,626          | 180,954                            | 557,069           | 540,212           | 441,078                                | - 3.0 - 18.3         |
| <b>Total</b>                                                                |                     | <b>265,607</b>   | <b>294,515</b>   | <b>161,115</b>   | <b>229,651</b>   | <b>297,504</b>   | <b>266,989</b>                     | <b>724,382</b>    | <b>789,997</b>    | <b>652,858</b>                         | <b>9.0 - 17.3</b>    |
| <b>Central America and Antilles</b><br><b>Amérique centrale et Antilles</b> |                     |                  |                  |                  |                  |                  |                                    |                   |                   |                                        |                      |
| Bahamas                                                                     | Iles Bahamas        | 1,399            | 904              | 1,933            | 1,427            | 6,916            | 4,657                              | 4,297             | 19,168            | 10,254                                 | 346.0 - 46.5         |
| Bermuda                                                                     | Bermudes            | 80               | 23               | 78               | 52               | 40               | 259                                | 181               | 135               | 473                                    | - 25.4 250.6         |
| Belize                                                                      | Belize              | 32               | 65               | 120              | 72               | 94               | 81                                 | 139               | 247               | 303                                    | 77.6 22.6            |
| Barbados                                                                    | Barbade             | 189              | 281              | 98               | 605              | 608              | 267                                | 1,079             | 1,184             | 583                                    | 9.6 - 50.7           |
| Jamaica                                                                     | Jamaïque            | 13,104           | 26,408           | 6,903            | 6,676            | 6,111            | 14,903                             | 21,121            | 41,954            | 27,792                                 | 98.6 - 33.7          |
| Leew.-Wind. Is.                                                             | I. Leew.-Wind.      | 155              | 131              | 143              | 261              | 125              | 155                                | 482               | 362               | 464                                    | - 24.8 27.9          |
| Trinidad-Tobago                                                             | Trinidad-Tobago     | 97               | 10,495           | 193              | 105              | 356              | 441                                | 29,017            | 11,073            | 1,165                                  | - 61.8 - 89.4        |
| Costa Rica                                                                  | Costa Rica          | 1,207            | 2,263            | 2,322            | 2,176            | 2,771            | 2,146                              | 6,479             | 6,757             | 8,024                                  | 4.3 18.7             |
| Cuba                                                                        | Cuba                | 22,454           | 12,095           | 12,410           | 24,647           | 9,002            | 2,189                              | 66,539            | 39,466            | 15,197                                 | - 40.6 - 61.5        |
| Dominican Rep.                                                              | R. Dominicaine      | 2,871            | 1,976            | 1,685            | 1,031            | 1,927            | 854                                | 5,698             | 5,183             | 5,289                                  | - 9.0 2.0            |
| El Salvador                                                                 | El Salvador         | 3,285            | 787              | 1,686            | 5,858            | 1,445            | 1,582                              | 11,852            | 2,563             | 7,735                                  | - 78.3 201.7         |
| Fr. West Indies                                                             | Antilles fr.        |                  |                  | 3                | 1                |                  |                                    | 50                | 24                | 17                                     | - 51.5 - 27.8        |
| Guatemala                                                                   | Guatemala           | 1,624            | 3,467            | 2,361            | 2,309            | 2,001            | 1,697                              | 6,819             | 6,989             | 5,867                                  | 2.4 - 16.0           |
| Haiti                                                                       | Haiti               | 806              | 1,198            | 1,227            | 873              | 570              | 1,004                              | 2,200             | 2,191             | 2,568                                  | - 0.4 17.1           |
| Honduras                                                                    | Honduras            | 1,944            | 3,366            | 2,053            | 2,613            | 2,872            | 2,209                              | 6,508             | 8,383             | 6,108                                  | 28.8 - 27.1          |
| Mexico                                                                      | Mexique             | 70,158           | 63,188           | 74,324           | 144,478          | 129,643          | 78,573                             | 308,795           | 251,277           | 194,419                                | - 18.6 - 22.6        |
| Neth. Antilles                                                              | Antilles néerl.     | 113              | 44               | 29               | 20,465           | 43               | 799                                | 20,581            | 107               | 877                                    | - 99.4 721.7         |
| Nicaragua                                                                   | Nicaragua           | 4,495            | 5,246            | 474              | 1,053            | 2,206            | 1,211                              | 20,873            | 7,856             | 2,311                                  | - 62.3 - 70.5        |
| Panama                                                                      | Panama              | 2,948            | 1,246            | 2,621            | 4,401            | 4,773            | 2,443                              | 8,923             | 6,825             | 8,742                                  | - 23.5 28.0          |
| Puerto Rico                                                                 | Porto Rico          | 6,876            | 11,990           | 14,171           | 10,296           | 13,036           | 12,275                             | 23,894            | 32,627            | 38,329                                 | 36.5 17.4            |
| U.S. Virgin Is.                                                             | I. Vierges E-U      |                  | 18               | 4,213            | 80               | 125              | 207                                | 87                | 145               | 4,429                                  | 67.0 ...             |
| <b>Total</b>                                                                |                     | <b>133,837</b>   | <b>145,188</b>   | <b>129,046</b>   | <b>229,479</b>   | <b>184,664</b>   | <b>127,951</b>                     | <b>545,614</b>    | <b>444,517</b>    | <b>340,947</b>                         | <b>- 18.5 - 23.3</b> |
| <b>North America</b><br><b>Amérique du nord</b>                             |                     |                  |                  |                  |                  |                  |                                    |                   |                   |                                        |                      |
| Greenland                                                                   | Groënland           | 4                | 212              | 545              | 23               | 17               | 320                                | 47                | 364               | 921                                    | 681.1 153.0          |
| St Pierre-Miq.                                                              | St-Pierre-Miq.      |                  | 53               | 169              | 16               | 8                | 10                                 | 16                | 61                | 289                                    | 289.7 372.8          |
| United States                                                               | Etats-Unis          | 4,350,540        | 4,001,144        | 4,042,847        | 4,876,096        | 4,582,811        | 4,414,736                          | 13,208,813        | 11,897,333        | 12,039,480                             | - 9.9 1.1            |
| <b>Total</b>                                                                |                     | <b>4,350,544</b> | <b>4,001,409</b> | <b>4,043,562</b> | <b>4,876,135</b> | <b>4,582,836</b> | <b>4,415,065</b>                   | <b>13,208,875</b> | <b>11,897,759</b> | <b>12,040,691</b>                      | <b>- 9.9 1.2</b>     |
| <b>All Countries</b><br><b>Ensemble des pays</b>                            |                     |                  |                  |                  |                  |                  |                                    |                   |                   |                                        |                      |
|                                                                             |                     | <b>6,032,713</b> | <b>5,872,136</b> | <b>5,437,800</b> | <b>6,900,796</b> | <b>6,734,440</b> | <b>6,143,741</b>                   | <b>18,936,065</b> | <b>17,589,768</b> | <b>16,848,504</b>                      | <b>- 7.1 - 4.2</b>   |

... Percentage change exceeds 999 percent.

La variation en pourcentage est en excès de 999 pourcent.





TABLE M-3. IMPORTS BY COMMODITY CATEGORY

TABLEAU M-3. IMPORTATIONS PAR CATEGORIE DE MARCHANDISES

| Percentage Variation Pourcentage                    |        | JANUARY TO MARCH                           |                               |                               | 1983           |                                   |                                  |                                | JANVIER A MARS                                   |  |  |  | CATEGORIE DE MARCHANDISES<br><br>(English titles at left of table) |
|-----------------------------------------------------|--------|--------------------------------------------|-------------------------------|-------------------------------|----------------|-----------------------------------|----------------------------------|--------------------------------|--------------------------------------------------|--|--|--|--------------------------------------------------------------------|
| Jan. to March<br>Jan. à Mars                        | 82/81  | United States<br>États-Unis                | United Kingdom<br>Royaume-Uni | Other E.E.C.<br>Autres C.E.E. | Japan<br>Japon | Other O.E.C.D.<br>Autres O.C.D.E. | Other America<br>Autres Amérique | Other Countries<br>Autres pays |                                                  |  |  |  |                                                                    |
| 82/81                                               | 83/82  | thousands of dollars - milliers de dollars |                               |                               |                |                                   |                                  |                                |                                                  |  |  |  |                                                                    |
| - 68.8                                              | 40.7   | 28,976                                     | 552                           | 436                           |                | 67                                | 92                               | 204                            | <b>Animaux vivants</b>                           |  |  |  |                                                                    |
| <b>Aliments, provendes, boissons et tabacs</b>      |        |                                            |                               |                               |                |                                   |                                  |                                |                                                  |  |  |  |                                                                    |
| <b>Viandes et poissons</b>                          |        |                                            |                               |                               |                |                                   |                                  |                                |                                                  |  |  |  |                                                                    |
| - 7.7                                               | 14.5   | 30,822                                     |                               | 1,242                         |                | 34,364                            | 559                              | 4                              | Viandes fraîches, réfrigérées ou congelées       |  |  |  |                                                                    |
| 17.3                                                | - 12.4 | 3,561                                      | 17                            | 2,325                         | 8              | 991                               | 2,552                            | 48                             | Autres viandes et préparations de viandes        |  |  |  |                                                                    |
| - 5.6                                               | 6.9    | 42,438                                     | 886                           | 2,417                         | 6,077          | 2,381                             | 8,928                            | 15,711                         | Poisson et animaux marins                        |  |  |  |                                                                    |
| - 5.1                                               | 8.5    | 76,821                                     | 902                           | 5,984                         | 6,085          | 37,736                            | 12,040                           | 15,763                         | <b>Sous-Total</b>                                |  |  |  |                                                                    |
| 7.6                                                 | 4.5    | 7,920                                      | 238                           | 11,686                        |                | 5,307                             | 184                              | 474                            | Produits laitiers, oeufs et miel                 |  |  |  |                                                                    |
| - 58.1                                              | 13.5   | 17,479                                     |                               | 197                           |                |                                   | 1                                |                                | Blé d'Inde (maïs), égrené                        |  |  |  |                                                                    |
| 5.7                                                 | - 8.2  | 35,007                                     | 1,848                         | 4,147                         | 512            | 387                               | 133                              | 2,971                          | Autres céréales et préparations céréalières      |  |  |  |                                                                    |
| <b>Fruits et légumes</b>                            |        |                                            |                               |                               |                |                                   |                                  |                                |                                                  |  |  |  |                                                                    |
| 6.1                                                 | 0.2    | 578                                        |                               |                               |                |                                   | 28,363                           |                                | Bananes et bananes des Antilles, fraîches        |  |  |  |                                                                    |
| 30.8                                                | 31.7   | 9,073                                      |                               | 18                            |                | 16                                | 18,317                           | 65                             | Raisins frais                                    |  |  |  |                                                                    |
| 49.6                                                | - 18.4 | 28,587                                     |                               | 196                           |                | 1                                 | 417                              | 4,289                          | Oranges, mandarines, tangerines fraîches         |  |  |  |                                                                    |
| 34.7                                                | - 4.8  | 29,723                                     |                               | 1,408                         |                | 756                               | 9,553                            | 444                            | Autres fruits frais et baies                     |  |  |  |                                                                    |
| 2.2                                                 | 26.8   | 7,113                                      | 1,050                         | 798                           |                | 6,980                             | 61                               | 4,096                          | Fruits séchés ou déshydratés                     |  |  |  |                                                                    |
| 25.9                                                | - 11.7 | 20,322                                     |                               | 375                           |                |                                   | 18,791                           | 221                            | Jus d'orange et concentrés                       |  |  |  |                                                                    |
| - 2.2                                               | - 23.2 | 6,865                                      | 3                             | 1,171                         |                | 1,955                             | 239                              | 1,889                          | Autres jus de fruits et concentrés               |  |  |  |                                                                    |
| 4.3                                                 | - 7.2  | 10,022                                     | 362                           | 240                           | 110            | 2,932                             | 381                              | 4,836                          | Fruits et produits en boîtes                     |  |  |  |                                                                    |
| 4.5                                                 | - 8.9  | 2,964                                      | 5                             | 729                           | 3              | 1,321                             | 877                              | 991                            | Autres fruits et préparations à base de fruits   |  |  |  |                                                                    |
| - 15.0                                              | - 8.5  | 11,828                                     | 258                           | 591                           | 5              | 299                               | 1,077                            | 7,162                          | Noix, sauf noix oléagineuses                     |  |  |  |                                                                    |
| - 19.5                                              | 15.4   | 21,158                                     |                               | 25                            |                | 13                                | 6,974                            | 3                              | Tomates, fraîches                                |  |  |  |                                                                    |
| 25.0                                                | - 15.1 | 87,031                                     | 87                            | 854                           | 2              | 468                               | 10,007                           | 266                            | Autres légumes frais                             |  |  |  |                                                                    |
| - 4.4                                               | - 13.4 | 16,511                                     | 452                           | 2,443                         | 288            | 4,652                             | 884                              | 12,758                         | Autres légumes et préparations à base de légumes |  |  |  |                                                                    |
| 13.4                                                | - 7.0  | 251,774                                    | 2,216                         | 8,849                         | 409            | 19,392                            | 95,942                           | 37,017                         | <b>Sous-Total</b>                                |  |  |  |                                                                    |
| - 22.4                                              | - 57.9 | 1                                          |                               |                               |                | 6,758                             | 17,392                           | 6,497                          | Sucre brut                                       |  |  |  |                                                                    |
| - 43.7                                              | - 31.5 | 4,285                                      | 33                            | 1,014                         |                | 23                                |                                  | 57                             | Sucre raffiné, mélasse et sirops                 |  |  |  |                                                                    |
| 3.5                                                 | 12.8   | 13,781                                     | 4,686                         | 3,183                         | 20             | 1,174                             | 2,826                            | 1,390                          | Préparations à base de sucre et confiserie       |  |  |  |                                                                    |
| - 5.0                                               | - 4.7  | 11,334                                     | 4,941                         | 5,428                         |                | 171                               | 6,805                            | 1,840                          | Cacao et chocolat                                |  |  |  |                                                                    |
| - 18.9                                              | 2.7    | 31,951                                     | 205                           | 6,200                         |                | 2,398                             | 64,362                           | 3,229                          | Café                                             |  |  |  |                                                                    |
| - 5.5                                               | 19.0   | 1,552                                      | 6,736                         | 858                           | 33             | 57                                | 649                              | 8,221                          | Thé                                              |  |  |  |                                                                    |
| - 9.6                                               | 13.2   | 48,209                                     | 1,627                         | 5,198                         | 627            | 6,384                             | 2,494                            | 3,440                          | Autres aliments et matières pour aliments        |  |  |  |                                                                    |
| - 11.5                                              | - 0.9  | 26,230                                     | 2                             |                               |                |                                   |                                  |                                | Tourteaux et farine oléagineux                   |  |  |  |                                                                    |
| 63.6                                                | - 32.6 | 17,299                                     | 38                            | 396                           | 51             |                                   | 248                              | 126                            | Autres fourrages et provendes                    |  |  |  |                                                                    |
| 43.3                                                | - 19.2 | 1,761                                      | 10,136                        | 7,316                         | 55             | 232                               | 3,167                            | 1,149                          | Boissons alcooliques distillées                  |  |  |  |                                                                    |
| - 2.5                                               | - 9.1  | 5,855                                      | 533                           | 21,610                        | 142            | 2,170                             | 112                              | 591                            | Autres boissons                                  |  |  |  |                                                                    |
| 41.8                                                | 32.0   | 8,507                                      | 66                            | 2,448                         |                | 351                               | 2,266                            | 137                            | Tabac                                            |  |  |  |                                                                    |
| - 1.1                                               | - 5.6  | 559,763                                    | 34,207                        | 84,514                        | 7,933          | 82,541                            | 208,622                          | 82,901                         | <b>Total</b>                                     |  |  |  |                                                                    |
| <b>Matières brutes, non comestibles</b>             |        |                                            |                               |                               |                |                                   |                                  |                                |                                                  |  |  |  |                                                                    |
| - 9.1                                               | 3.5    | 59,931                                     | 3,358                         | 7,796                         |                | 1,978                             |                                  | 1,460                          | Pelleteries non apprêtées                        |  |  |  |                                                                    |
| - 30.0                                              | 15.1   | 15,904                                     | 132                           | 345                           | 16             | 1,460                             | 33                               | 1,224                          | Autres produits bruts d'origine animale          |  |  |  |                                                                    |
| - 16.2                                              | - 51.4 | 6,388                                      |                               |                               |                |                                   |                                  | 9                              | Fèves de soja                                    |  |  |  |                                                                    |
| - 50.0                                              | 4.1    | 15,435                                     | 2                             | 195                           |                | 13                                | 475                              | 398                            | Autres graines, noix et amandes oléagineuses     |  |  |  |                                                                    |
| - 35.2                                              | - 10.8 | 2,365                                      |                               | 8                             | 159            |                                   |                                  | 19,374                         | Caoutchouc naturel et gommes connexes            |  |  |  |                                                                    |
| - 1.6                                               | 2.8    | 36,078                                     | 192                           | 6,423                         | 222            | 709                               | 3,638                            | 1,083                          | Autres produits végétaux bruts                   |  |  |  |                                                                    |
| - 8.6                                               | 41.8   | 32,883                                     |                               |                               |                |                                   |                                  |                                | Matières en bois brut                            |  |  |  |                                                                    |
| - 11.8                                              | - 17.6 | 1,385                                      | 2,135                         | 987                           |                | 2,868                             | 30                               | 1,639                          | Laine et poils fins, d'origine animale           |  |  |  |                                                                    |
| - 56.4                                              | 49.2   | 28,306                                     |                               | 24                            |                |                                   | 2,448                            | 51                             | Coton                                            |  |  |  |                                                                    |
| - 20.6                                              | 33.4   | 30,767                                     | 1,457                         | 1,171                         | 616            | 1                                 | 59                               | 57                             | Fibres artificielles                             |  |  |  |                                                                    |
| - 59.5                                              | - 56.3 | 124                                        | 3                             | 27                            |                |                                   |                                  | 42                             | Autres fibres textiles                           |  |  |  |                                                                    |
| <b>Minéraux, concentrés et déchets métallifères</b> |        |                                            |                               |                               |                |                                   |                                  |                                |                                                  |  |  |  |                                                                    |
| 4.8                                                 | - 72.6 | 4,900                                      |                               |                               |                |                                   |                                  |                                | Minerais et concentrés de fer                    |  |  |  |                                                                    |
| - 43.0                                              | - 65.6 | 3,907                                      |                               | 1                             |                |                                   |                                  |                                | Déchets de fer et d'acier                        |  |  |  |                                                                    |
| - 3.0                                               | - 13.2 | 8,100                                      |                               | 8,734                         | 11,200         | 16,641                            | 26,947                           |                                | Minerais, conc. et déchets d'aluminium           |  |  |  |                                                                    |
| - 43.2                                              | 17.6   | 205,519                                    | 85                            | 931                           | 93             | 22,974                            | 17,160                           | 13,412                         | Autres minerais, conc. et déchets métallifères   |  |  |  |                                                                    |
| - 34.9                                              | 2.3    | 222,426                                    | 85                            | 9,666                         | 11,294         | 39,615                            | 44,107                           | 13,412                         | <b>Sous-Total</b>                                |  |  |  |                                                                    |
| 31.0                                                | - 21.5 | 24,670                                     |                               |                               |                |                                   |                                  |                                | Charbon                                          |  |  |  |                                                                    |
| - 16.9                                              | - 41.5 | 149,321                                    | 23,796                        |                               |                | 17,853                            | 517,603                          | 254,576                        | Pétrole brut                                     |  |  |  |                                                                    |
| 37.9                                                | - 67.4 | 214                                        |                               | 54                            |                |                                   | 13                               | 2                              | Autres substances bitumineuses brutes            |  |  |  |                                                                    |
| - 13.8                                              | - 32.8 | 3,768                                      | 3                             | 227                           | 11             | 61                                |                                  | 52                             | Abrasifs naturels                                |  |  |  |                                                                    |
| - 50.4                                              | 67.3   | 44,825                                     |                               |                               |                |                                   |                                  |                                | Roche phosphatée                                 |  |  |  |                                                                    |
| - 2.5                                               | - 15.9 | 22,240                                     | 99                            | 2,420                         | 4              | 18                                | 1,919                            | 20                             | Autres minéraux non métalliques bruts            |  |  |  |                                                                    |
| - 17.2                                              | 8.3    | 20,086                                     | 186                           | 74                            | 5              |                                   | 50                               | 3                              | Autres déchets et matières de rebut              |  |  |  |                                                                    |
| - 20.9                                              | - 27.3 | 717,118                                    | 31,448                        | 29,416                        | 12,327         | 64,576                            | 570,416                          | 293,446                        | <b>Total</b>                                     |  |  |  |                                                                    |

\* Marchés principaux; voir note 9 page 45.

... La variation en pourcentage est en excès de 999 pourcent.

TABLE M-3. IMPORTS BY COMMODITY CATEGORY

TABLEAU M-3. IMPORTATIONS PAR CATEGORIE DE MARCHANDISES

| COMMODITY CATEGORY<br>(version française à droite) | February<br>Février                        |                |                | March<br>Mars  |                |                | January to March<br>Janvier à Mars |                |                  |
|----------------------------------------------------|--------------------------------------------|----------------|----------------|----------------|----------------|----------------|------------------------------------|----------------|------------------|
|                                                    | 1981                                       | 1982           | 1983           | 1981           | 1982           | 1983           | 1981                               | 1982           | 1983             |
|                                                    | thousands of dollars - milliers de dollars |                |                |                |                |                |                                    |                |                  |
| <b>Fabricated Materials, Inedible</b>              |                                            |                |                |                |                |                |                                    |                |                  |
| Leather and leather fabricated materials           | 7,168                                      | 8,794          | 8,818          | 9,643          | 9,207          | 10,748         | 25,178                             | 25,748         | 29,350           |
| Rubber fabricated materials                        | 13,110                                     | 11,199         | 11,445         | 12,152         | 13,407         | 13,268         | 35,770                             | 34,671         | 34,728           |
| <b>Wood and paper</b>                              |                                            |                |                |                |                |                |                                    |                |                  |
| Lumber                                             | 19,544                                     | 16,706         | 17,578         | 26,954         | 20,552         | 24,076         | 64,452                             | 50,233         | 57,804           |
| Veneer                                             | 2,461                                      | 1,662          | 2,252          | 2,326          | 2,860          | 2,945          | 6,660                              | 5,994          | 7,027            |
| Plywood and wood building boards                   | 5,977                                      | 3,488          | 3,934          | 7,141          | 3,968          | 5,596          | 19,212                             | 10,396         | 13,643           |
| Other wood fabricated materials                    | 9,609                                      | 8,718          | 7,844          | 14,149         | 10,876         | 10,424         | 32,518                             | 27,312         | 24,904           |
| Wood pulp and similar pulp                         | 5,941                                      | 8,714          | 6,707          | 8,187          | 7,823          | 6,161          | 19,387                             | 24,717         | 19,253           |
| Paper and paperboard                               | 43,520                                     | 35,701         | 43,939         | 56,174         | 45,799         | 48,499         | 144,915                            | 116,175        | 134,478          |
| <b>Sub-Total</b>                                   | <b>87,052</b>                              | <b>74,988</b>  | <b>82,255</b>  | <b>114,931</b> | <b>91,877</b>  | <b>97,701</b>  | <b>287,144</b>                     | <b>234,827</b> | <b>257,110</b>   |
| <b>Textiles</b>                                    |                                            |                |                |                |                |                |                                    |                |                  |
| Cotton yarn and thread                             | 2,635                                      | 2,916          | 2,554          | 2,999          | 2,939          | 3,657          | 9,535                              | 7,242          | 8,781            |
| Man-made fibre yarn and thread                     | 16,701                                     | 13,373         | 13,527         | 17,170         | 15,730         | 17,625         | 49,680                             | 39,687         | 44,806           |
| Other yarn and thread                              | 7,972                                      | 7,570          | 9,805          | 9,726          | 10,918         | 12,914         | 26,004                             | 26,958         | 32,297           |
| Cordage, twine and rope                            | 2,500                                      | 1,366          | 1,372          | 2,924          | 6,609          | 2,685          | 6,963                              | 8,933          | 5,329            |
| Broad woven fabrics, wool and hair                 | 4,979                                      | 4,790          | 3,726          | 5,637          | 9,288          | 4,184          | 15,268                             | 17,796         | 11,734           |
| Broad woven fabrics, cotton                        | 12,786                                     | 11,678         | 10,380         | 16,312         | 11,147         | 12,861         | 42,368                             | 35,263         | 36,388           |
| Broad woven fabrics, man-made                      | 9,368                                      | 10,899         | 11,462         | 12,385         | 12,972         | 12,831         | 32,131                             | 35,104         | 33,673           |
| Broad woven fabrics, mixed fibres                  | 21,768                                     | 19,916         | 17,605         | 25,538         | 21,981         | 21,718         | 71,688                             | 63,929         | 61,457           |
| Other broad woven fabrics                          | 1,659                                      | 2,112          | 2,196          | 2,146          | 2,832          | 2,535          | 5,438                              | 7,279          | 7,744            |
| Coated or impregnated fabrics                      | 9,350                                      | 10,611         | 12,396         | 11,832         | 13,842         | 15,427         | 30,637                             | 33,814         | 40,515           |
| Other textile fabricated materials                 | 18,639                                     | 16,330         | 17,691         | 20,424         | 20,237         | 18,892         | 57,677                             | 51,946         | 55,034           |
| <b>Sub-Total</b>                                   | <b>108,357</b>                             | <b>101,558</b> | <b>102,714</b> | <b>127,092</b> | <b>128,496</b> | <b>125,330</b> | <b>347,389</b>                     | <b>327,951</b> | <b>337,760</b>   |
| Vegetable oils and fats, except essential oils     | 7,014                                      | 4,810          | 3,154          | 6,114          | 4,877          | 5,317          | 18,007                             | 15,556         | 11,914           |
| Other oils, fats, waxes, extracts, derivatives     | 7,316                                      | 7,879          | 8,421          | 10,445         | 11,218         | 10,888         | 27,063                             | 26,658         | 27,741           |
| <b>Chemicals</b>                                   |                                            |                |                |                |                |                |                                    |                |                  |
| Inorganic chemicals                                | 26,134                                     | 30,064         | 29,585         | 35,443         | 36,245         | 40,498         | 97,145                             | 96,131         | 98,916           |
| Organic chemicals                                  | 84,878                                     | 97,346         | 105,413        | 103,826        | 100,795        | 146,605        | 274,061                            | 300,906        | 355,179          |
| Fertilizers and fertilizer materials               | 15,354                                     | 11,959         | 13,650         | 12,543         | 12,925         | 17,610         | 38,265                             | 35,892         | 39,941           |
| Synthetic and reclaimed rubber                     | 12,795                                     | 11,724         | 12,039         | 15,407         | 14,920         | 13,890         | 41,346                             | 37,142         | 37,291           |
| Plastics materials, not shaped                     | 47,901                                     | 44,786         | 49,487         | 55,435         | 56,888         | 63,938         | 155,094                            | 144,118        | 163,084          |
| Plastic film and sheet                             | 18,211                                     | 15,933         | 19,138         | 22,029         | 19,566         | 21,488         | 59,116                             | 52,266         | 59,323           |
| Other plastics basic shapes and forms              | 11,177                                     | 11,723         | 12,961         | 13,608         | 14,285         | 13,737         | 35,329                             | 35,837         | 37,557           |
| Dyestuffs, except dyeing extracts                  | 5,384                                      | 4,977          | 6,511          | 7,476          | 5,085          | 7,593          | 18,972                             | 14,739         | 20,794           |
| Pigments, lakes and toners                         | 5,076                                      | 4,563          | 4,699          | 5,875          | 4,997          | 6,627          | 15,403                             | 13,699         | 16,359           |
| Paints and related products                        | 8,016                                      | 6,534          | 8,043          | 9,452          | 8,244          | 9,348          | 24,199                             | 20,627         | 24,405           |
| Other chemical products                            | 55,337                                     | 78,643         | 78,057         | 78,844         | 98,613         | 96,239         | 185,440                            | 242,333        | 238,465          |
| <b>Sub-Total</b>                                   | <b>290,264</b>                             | <b>318,252</b> | <b>339,582</b> | <b>359,939</b> | <b>372,565</b> | <b>437,573</b> | <b>944,371</b>                     | <b>993,690</b> | <b>1,091,314</b> |
| Fuel oil                                           | 33,821                                     | 42,411         | 30,847         | 41,868         | 39,765         | 40,238         | 116,233                            | 102,177        | 108,552          |
| Lubricating oils and greases                       | 4,337                                      | 3,926          | 3,527          | 4,973          | 5,302          | 4,164          | 14,342                             | 14,502         | 11,376           |
| Coke of petroleum and coal                         | 5,664                                      | 12,050         | 13,687         | 4,783          | 8,305          | 4,985          | 17,226                             | 25,720         | 23,074           |
| Other petroleum and coal products                  | 38,224                                     | 15,944         | 31,690         | 14,309         | 29,000         | 26,422         | 76,616                             | 85,737         | 86,479           |
| <b>Iron and steel</b>                              |                                            |                |                |                |                |                |                                    |                |                  |
| Bars and rods, steel                               | 14,891                                     | 21,722         | 9,349          | 7,704          | 15,884         | 11,876         | 34,758                             | 53,677         | 31,605           |
| Plate, sheet and strip, steel                      | 31,181                                     | 48,156         | 24,162         | 42,464         | 34,778         | 29,756         | 102,899                            | 136,380        | 81,237           |
| Structural shapes, steel and sheet piling          | 6,798                                      | 5,490          | 4,838          | 10,490         | 9,286          | 5,703          | 24,719                             | 21,572         | 15,258           |
| Pipes and tubes, iron and steel                    | 28,149                                     | 43,117         | 16,781         | 38,897         | 37,778         | 19,406         | 101,145                            | 116,435        | 55,162           |
| Wire and wire rope, iron and steel                 | 4,515                                      | 5,958          | 4,143          | 6,196          | 7,043          | 6,905          | 15,321                             | 19,306         | 15,720           |
| Other iron and steel and alloys                    | 20,896                                     | 21,573         | 10,001         | 35,851         | 21,697         | 14,691         | 81,347                             | 65,853         | 36,347           |
| <b>Sub-Total</b>                                   | <b>106,430</b>                             | <b>146,016</b> | <b>69,274</b>  | <b>141,602</b> | <b>126,467</b> | <b>88,337</b>  | <b>360,190</b>                     | <b>413,223</b> | <b>235,330</b>   |
| <b>Non-ferrous metals</b>                          |                                            |                |                |                |                |                |                                    |                |                  |
| Aluminum, including alloys                         | 35,538                                     | 31,329         | 34,469         | 45,993         | 44,052         | 41,045         | 117,934                            | 106,846        | 104,314          |
| Copper and alloys                                  | 18,534                                     | 8,572          | 10,995         | 21,412         | 13,605         | 18,214         | 54,686                             | 31,078         | 36,753           |
| Nickel and alloys                                  | 9,700                                      | 5,606          | 2,459          | 10,489         | 5,647          | 8,393          | 27,655                             | 17,378         | 13,968           |
| Precious metals, including alloys                  | 119,458                                    | 48,095         | 58,079         | 65,837         | 41,909         | 76,012         | 225,143                            | 143,833        | 311,164          |
| Tin, including alloys                              | 5,106                                      | 4,157          | 3,996          | 8,349          | 8,235          | 4,301          | 22,807                             | 16,591         | 12,849           |
| Other non-ferrous metals and alloys                | 12,658                                     | 9,053          | 6,204          | 13,852         | 9,846          | 8,952          | 35,582                             | 28,759         | 22,506           |
| <b>Sub-Total</b>                                   | <b>200,995</b>                             | <b>106,811</b> | <b>116,203</b> | <b>165,933</b> | <b>123,294</b> | <b>156,917</b> | <b>483,809</b>                     | <b>344,485</b> | <b>501,555</b>   |
| Bolts, nuts and screws                             | 15,624                                     | 15,410         | 14,772         | 17,050         | 18,958         | 14,748         | 48,017                             | 48,291         | 42,529           |
| Other basic hardware                               | 23,000                                     | 24,064         | 24,239         | 27,055         | 27,684         | 25,448         | 72,436                             | 72,699         | 71,370           |
| Chain                                              | 4,098                                      | 3,368          | 2,389          | 4,759          | 4,520          | 2,978          | 13,698                             | 11,721         | 8,036            |
| Valves                                             | 17,962                                     | 20,087         | 12,801         | 20,671         | 24,671         | 16,443         | 56,396                             | 61,598         | 44,430           |

\* Principal trading areas; see note 9 page 45.  
... Percentage change exceeds 999 percent.

TABLE M-3. IMPORTS BY COMMODITY CATEGORY

TABLEAU M-3. IMPORTATIONS PAR CATEGORIE DE MARCHANDISES

| Percentage Variation<br>Pourcentage | JANUARY TO MARCH<br>JAN. à MARS | JANUARY TO MARCH                           |                | 1983          |        |                 |                 | JANUARY TO MARCH |  | CATEGORIE DE MARCHANDISES<br>(English titles at left of table) |
|-------------------------------------|---------------------------------|--------------------------------------------|----------------|---------------|--------|-----------------|-----------------|------------------|--|----------------------------------------------------------------|
|                                     |                                 | United States                              | United Kingdom | Other E.E.C.  | Japan  | Other O.E.C.D.  | Other America   | Other Countries  |  |                                                                |
| Jan. to March<br>Jan. à Mars        | 82/81                           | Etats-Unis                                 | Royaume-Uni    | Autres C.E.E. | Japon  | Autres O.C.D.E. | Autres Amérique | Autres pays      |  |                                                                |
|                                     |                                 | thousands of dollars - milliers de dollars |                |               |        |                 |                 |                  |  |                                                                |
|                                     |                                 |                                            |                |               |        |                 |                 |                  |  | <b>Matières travaillées, non comestibles</b>                   |
| 2.2                                 | 13.9                            | 8,341                                      | 4,442          | 1,629         | 2,785  | 1,342           | 8,319           | 2,491            |  | Cuir et demi-produits en cuir                                  |
| - 3.0                               | 0.1                             | 30,429                                     | 572            | 1,601         | 864    | 379             | 4               | 879              |  | Demi-produits en caoutchouc                                    |
|                                     |                                 |                                            |                |               |        |                 |                 |                  |  | <b>Bois et papier</b>                                          |
| - 22.0                              | 15.0                            | 56,673                                     |                | 5             |        | 5               | 482             | 639              |  | Bois d'oeuvre                                                  |
| - 9.9                               | 17.2                            | 6,143                                      | 49             | 190           |        | 29              | 3               | 613              |  | Placages                                                       |
| - 45.8                              | 31.2                            | 7,189                                      | 2              | 40            | 328    | 272             | 35              | 5,776            |  | Contre-plaques et panneaux de construction                     |
| - 16.0                              | - 8.8                           | 21,324                                     | 124            | 435           | 13     | 1,148           | 369             | 1,492            |  | Autres demi-produits en bois                                   |
| 27.4                                | - 22.1                          | 15,978                                     |                |               | 329    |                 | 144             | 2,802            |  | Pâte de bois et pâte similaire                                 |
| - 19.8                              | 15.7                            | 117,999                                    | 3,373          | 5,459         | 1,434  | 5,473           | 491             | 248              |  | Papier et carton                                               |
| - 18.2                              | 9.4                             | 225,306                                    | 3,548          | 6,130         | 2,105  | 6,928           | 1,524           | 11,569           |  | <b>Sous-Total</b>                                              |
|                                     |                                 |                                            |                |               |        |                 |                 |                  |  | <b>Textiles</b>                                                |
| - 24.0                              | 21.2                            | 3,147                                      | 97             | 830           | 21     | 236             | 3,852           | 597              |  | Filés et fils de coton                                         |
| - 20.1                              | 12.9                            | 31,850                                     | 869            | 4,892         | 2,623  | 1,456           | 664             | 2,453            |  | Filés et fils fibres artificielles                             |
| 3.6                                 | 19.8                            | 11,896                                     | 1,863          | 9,419         | 1,796  | 824             | 3,043           | 3,458            |  | Autres filés et fils                                           |
| 28.2                                | - 40.3                          | 2,198                                      | 327            | 217           | 103    | 914             | 1,088           | 483              |  | Cordage, ficelle et corde                                      |
| 16.5                                | - 34.0                          | 609                                        | 3,304          | 2,898         | 372    | 429             | 634             | 3,488            |  | Tissus de laine et de poil, larges                             |
| - 16.7                              | 3.1                             | 13,962                                     | 757            | 1,789         | 1,100  | 1,810           | 1,415           | 15,555           |  | Tissus de coton, larges                                        |
| 9.2                                 | - 4.0                           | 14,841                                     | 630            | 4,202         | 9,697  | 699             |                 | 3,603            |  | Tissus larges, fibres artificielles                            |
| - 10.8                              | - 3.8                           | 29,552                                     | 792            | 10,079        | 4,711  | 2,327           | 151             | 13,844           |  | Tissus larges de fibres mélangées                              |
| 33.8                                | 6.3                             | 919                                        | 67             | 1,951         | 155    | 138             |                 | 4,514            |  | Autres tissus larges                                           |
| 10.3                                | 19.8                            | 35,594                                     | 478            | 2,318         | 1,202  | 410             | 66              | 447              |  | Tissus enduits ou imprégnés                                    |
| - 9.9                               | 5.9                             | 41,568                                     | 1,436          | 4,336         | 3,235  | 1,566           | 125             | 2,767            |  | Autres demi-produits en matières textiles                      |
| - 5.6                               | 2.9                             | 186,136                                    | 10,622         | 42,931        | 25,015 | 10,807          | 11,039          | 51,210           |  | <b>Sous-Total</b>                                              |
| - 13.6                              | - 23.4                          | 6,340                                      | 600            | 1,211         | 89     | 545             | 328             | 2,801            |  | Huile, mat. grasse vég., sauf huiles essentielles              |
| - 1.5                               | 4.0                             | 23,642                                     | 746            | 1,474         |        | 692             | 259             | 929              |  | Autres huiles, mat. gra., cires, ext., dérivés                 |
|                                     |                                 |                                            |                |               |        |                 |                 |                  |  | <b>Produits chimiques</b>                                      |
| - 1.0                               | 2.8                             | 77,575                                     | 4,134          | 7,503         | 2,854  | 4,237           | 344             | 2,270            |  | Produits chimiques inorganiques                                |
| 9.7                                 | 18.0                            | 196,363                                    | 22,098         | 58,290        | 5,765  | 44,366          | 21,756          | 6,541            |  | Produits chimiques organiques                                  |
| - 6.2                               | 11.2                            | 38,062                                     | 194            | 1,438         | 63     | 10              | 93              | 82               |  | Engrais et matières fertilisantes                              |
| - 10.1                              | 0.4                             | 32,713                                     | 111            | 3,369         | 1,046  |                 | 42              | 11               |  | Caoutchouc synthétique et régénéré                             |
| - 7.0                               | 13.1                            | 146,329                                    | 2,844          | 10,299        | 953    | 1,828           | 208             | 623              |  | Matières plastiques, non façonnées                             |
| - 11.5                              | 13.5                            | 51,259                                     | 1,536          | 2,083         | 1,759  | 178             | 8               | 2,499            |  | Pellicule et feuille en matière plastique                      |
| 1.4                                 | 4.7                             | 34,176                                     | 616            | 1,457         | 476    | 172             | 14              | 646              |  | Autres profilés, formes de base en mat. plastiques             |
| - 22.3                              | 41.0                            | 8,989                                      | 1,805          | 7,996         | 315    | 1,657           |                 | 32               |  | Matières colorantes sauf extraits tinctoriaux                  |
| - 11.0                              | 19.4                            | 10,574                                     | 728            | 3,802         | 157    | 805             | 15              | 277              |  | Pigments, laques et tonifiants                                 |
| - 14.7                              | 18.3                            | 22,215                                     | 453            | 1,515         | 32     | 71              | 112             | 7                |  | Peintures et produits connexes                                 |
| 30.6                                | - 1.6                           | 210,764                                    | 6,551          | 15,125        | 947    | 1,566           | 3,236           | 275              |  | Autres produits chimiques                                      |
| 5.2                                 | 9.8                             | 829,020                                    | 41,070         | 112,878       | 14,366 | 54,889          | 25,828          | 13,263           |  | <b>Sous-Total</b>                                              |
| - 12.1                              | 6.2                             | 59,965                                     |                |               |        |                 | 48,587          |                  |  | Mazout                                                         |
| 1.1                                 | - 21.5                          | 11,114                                     | 114            | 109           | 28     | 9               |                 | 2                |  | Huiles et graisses lubrifiantes                                |
| 49.3                                | - 10.2                          | 23,074                                     |                |               |        |                 |                 |                  |  | Coke de pétrole et de charbon                                  |
| 11.9                                | 0.8                             | 82,098                                     | 74             | 116           |        | 1,971           |                 | 2,220            |  | Autres dérivés du pétrole et du charbon                        |
|                                     |                                 |                                            |                |               |        |                 |                 |                  |  | <b>Fer et acier</b>                                            |
| 54.4                                | - 41.1                          | 16,783                                     | 968            | 5,302         | 4,711  | 1,865           | 1,335           | 642              |  | Barres et tiges en acier                                       |
| 32.5                                | - 40.4                          | 51,438                                     | 1,661          | 8,890         | 9,856  | 5,412           | 81              | 3,897            |  | Tôles, feuilles, feuillards d'acier                            |
| - 12.7                              | - 29.2                          | 8,917                                      | 933            | 3,660         | 778    | 91              | 24              | 854              |  | Profilés de construction et palplanches                        |
| 15.1                                | - 52.6                          | 31,259                                     | 547            | 5,431         | 15,220 | 1,417           | 463             | 826              |  | Tuyaux et tubes de fer et d'acier                              |
| 26.0                                | - 18.5                          | 5,314                                      | 2,247          | 3,796         | 1,026  | 603             | 503             | 2,230            |  | Fil, câble, cordage de fer et d'acier                          |
| - 19.0                              | - 44.8                          | 29,109                                     | 378            | 3,591         | 689    | 1,134           | 858             | 589              |  | Autres fer, acier et alliages                                  |
| 14.7                                | - 43.0                          | 142,821                                    | 6,734          | 30,671        | 32,280 | 10,523          | 3,264           | 9,038            |  | <b>Sous-Total</b>                                              |
|                                     |                                 |                                            |                |               |        |                 |                 |                  |  | <b>Métaux non-ferreux</b>                                      |
| - 9.4                               | - 2.3                           | 86,161                                     | 714            | 14,430        | 1,926  | 891             | 32              | 160              |  | Aluminium, y compris alliages                                  |
| - 43.1                              | 18.2                            | 19,612                                     | 459            | 6,525         | 970    | 785             | 396             | 8,006            |  | Cuivre et alliages                                             |
| - 37.1                              | - 19.6                          | 7,734                                      | 3,856          | 828           | 9      | 1,541           |                 |                  |  | Nickel et alliages                                             |
| - 36.1                              | 116.3                           | 277,557                                    | 1,612          | 1,356         |        | 16,003          | 11,314          | 3,323            |  | Métaux précieux, y compris alliages                            |
| - 27.2                              | - 22.5                          | 6,971                                      | 37             | 238           |        |                 | 5,081           | 521              |  | Étain, y compris alliages                                      |
| - 19.1                              | - 21.7                          | 17,852                                     | 417            | 3,270         | 99     | 297             | 192             | 360              |  | Autres métaux non-ferreux et alliages                          |
| - 28.8                              | 45.5                            | 415,886                                    | 7,096          | 26,646        | 3,003  | 19,517          | 17,016          | 12,391           |  | <b>Sous-Total</b>                                              |
| 0.5                                 | - 11.9                          | 35,704                                     | 605            | 745           | 4,165  | 264             | 7               | 1,040            |  | Boulons, écrous et vis                                         |
| 0.3                                 | - 1.8                           | 58,629                                     | 1,723          | 2,403         | 2,624  | 2,263           | 69              | 3,658            |  | Autre quincaillerie de base                                    |
| - 14.4                              | - 31.4                          | 4,722                                      | 426            | 307           | 2,048  | 119             |                 | 415              |  | Chaines                                                        |
| 9.2                                 | - 27.8                          | 33,526                                     | 2,182          | 2,513         | 3,992  | 1,400           | 43              | 774              |  | Valves                                                         |

\* Marchés principaux; voir note 9 page 45.

... La variation en pourcentage est en excès de 999 pourcent.

TABLE M-3. IMPORTS BY COMMODITY CATEGORY

TABLEAU M-3. IMPORTATIONS PAR CATEGORIE DE MARCHANDISES

| COMMODITY CATEGORY<br>(version française à droite) | February<br>Février                        |                  |                | March<br>Mars    |                  |                  | January to March<br>Janvier à Mars |                  |                  |
|----------------------------------------------------|--------------------------------------------|------------------|----------------|------------------|------------------|------------------|------------------------------------|------------------|------------------|
|                                                    | 1981                                       | 1982             | 1983           | 1981             | 1982             | 1983             | 1981                               | 1982             | 1983             |
|                                                    | thousands of dollars - milliers de dollars |                  |                |                  |                  |                  |                                    |                  |                  |
| <b>Fabricated Materials, Inedible (cont.)</b>      |                                            |                  |                |                  |                  |                  |                                    |                  |                  |
| Pipe fittings                                      | 11,953                                     | 14,801           | 9,400          | 16,524           | 16,175           | 10,631           | 40,363                             | 43,901           | 29,433           |
| Other metal fabricated basic products              | 21,697                                     | 20,928           | 16,620         | 28,769           | 26,642           | 20,784           | 72,602                             | 65,699           | 54,500           |
| Clay bricks, clay tiles and refractories           | 15,941                                     | 14,792           | 10,176         | 20,004           | 17,111           | 11,669           | 51,866                             | 45,846           | 33,408           |
| Sheet and plate glass                              | 3,592                                      | 3,415            | 3,174          | 4,383            | 3,829            | 4,254            | 12,047                             | 10,067           | 11,094           |
| Other glass basic products                         | 11,049                                     | 10,157           | 10,303         | 13,628           | 12,669           | 12,922           | 36,787                             | 32,691           | 33,891           |
| Abrasive basic products                            | 6,321                                      | 5,919            | 4,991          | 7,863            | 7,996            | 7,142            | 21,484                             | 20,071           | 17,999           |
| Natural and synthetic gem stones                   | 10,382                                     | 11,252           | 15,175         | 12,114           | 12,311           | 12,017           | 28,269                             | 29,263           | 34,030           |
| Other non-metallic mineral basic products          | 14,021                                     | 11,740           | 8,005          | 19,453           | 12,923           | 10,417           | 46,911                             | 34,919           | 27,954           |
| Electricity                                        | 126                                        | 1,395            | 65             | 230              | 1,140            |                  | 825                                | 2,737            | 125              |
| Other fabricated materials, inedible               | 19,006                                     | 19,304           | 19,304         | 23,777           | 22,942           | 23,475           | 61,513                             | 60,898           | 58,979           |
| <b>Total</b>                                       | <b>1,084,525</b>                           | <b>1,031,271</b> | <b>973,031</b> | <b>1,230,063</b> | <b>1,173,353</b> | <b>1,194,817</b> | <b>3,316,551</b>                   | <b>3,185,347</b> | <b>3,224,062</b> |
| <b>End Products, Inedible</b>                      |                                            |                  |                |                  |                  |                  |                                    |                  |                  |
| <b>General purpose machinery</b>                   |                                            |                  |                |                  |                  |                  |                                    |                  |                  |
| Engines and turbines, diesel, general purpose      | 12,222                                     | 13,244           | 5,665          | 12,773           | 15,922           | 8,304            | 37,562                             | 41,093           | 25,911           |
| Engines and turbines, general purpose nes          | 23,406                                     | 17,596           | 11,772         | 18,183           | 22,118           | 21,844           | 59,418                             | 54,293           | 54,512           |
| Electric generators and motors                     | 28,796                                     | 23,766           | 18,908         | 31,790           | 35,227           | 24,402           | 85,199                             | 81,813           | 60,071           |
| Bearings                                           | 19,991                                     | 17,977           | 12,343         | 23,082           | 21,049           | 14,684           | 63,777                             | 57,850           | 39,283           |
| Other mechanical power transmission equipment      | 17,820                                     | 20,812           | 12,838         | 26,833           | 29,813           | 14,658           | 61,424                             | 73,556           | 45,014           |
| Compressors, blowers and vacuum pumps              | 13,257                                     | 15,277           | 10,523         | 15,858           | 17,795           | 10,782           | 44,365                             | 46,901           | 33,123           |
| Pumps, except oil well pumps                       | 13,997                                     | 14,781           | 9,392          | 15,982           | 18,249           | 12,639           | 41,388                             | 46,480           | 31,404           |
| Packaging machinery                                | 8,005                                      | 8,438            | 6,535          | 13,640           | 11,577           | 10,284           | 31,280                             | 29,780           | 28,777           |
| Other general purpose industrial machinery         | 28,153                                     | 22,356           | 19,119         | 35,150           | 32,919           | 23,090           | 94,897                             | 80,390           | 75,263           |
| Conveyors and conveying systems                    | 5,334                                      | 5,224            | 5,280          | 5,679            | 5,914            | 5,214            | 18,121                             | 15,493           | 14,733           |
| Elevators and escalators                           | 1,607                                      | 1,858            | 1,716          | 1,911            | 1,711            | 1,854            | 5,296                              | 5,333            | 4,739            |
| Industrial trucks, tractors, trailers, stacker     | 10,141                                     | 9,281            | 3,850          | 14,432           | 9,148            | 6,297            | 35,133                             | 27,568           | 14,244           |
| Hoisting machinery                                 | 16,029                                     | 18,632           | 7,600          | 14,965           | 15,019           | 7,756            | 44,279                             | 45,660           | 20,116           |
| Other materials handling equipment                 | 7,485                                      | 6,978            | 6,054          | 10,166           | 9,326            | 8,158            | 26,397                             | 20,699           | 18,785           |
| <b>Sub-Total</b>                                   | <b>206,243</b>                             | <b>196,218</b>   | <b>131,594</b> | <b>240,443</b>   | <b>245,789</b>   | <b>169,966</b>   | <b>648,535</b>                     | <b>626,909</b>   | <b>465,974</b>   |
| <b>Special industry machinery</b>                  |                                            |                  |                |                  |                  |                  |                                    |                  |                  |
| Drilling machinery and drill bits                  | 50,510                                     | 43,031           | 27,636         | 53,384           | 52,281           | 28,394           | 157,124                            | 132,419          | 85,443           |
| Power shovels                                      | 19,384                                     | 12,313           | 6,865          | 17,635           | 14,090           | 10,719           | 50,641                             | 64,157           | 57,908           |
| Bulldozing and similar equipment                   | 6,050                                      | 5,649            | 1,980          | 4,449            | 4,890            | 2,242            | 15,034                             | 14,040           | 7,716            |
| Front end loaders                                  | 29,709                                     | 18,237           | 8,252          | 35,208           | 17,476           | 10,852           | 85,332                             | 44,185           | 25,328           |
| Other excavating machinery                         | 15,663                                     | 12,453           | 2,906          | 17,198           | 12,608           | 5,494            | 45,564                             | 34,432           | 11,093           |
| Mining, oil and gas machinery                      | 19,315                                     | 24,808           | 19,343         | 31,805           | 24,339           | 20,795           | 75,987                             | 64,518           | 55,611           |
| Construction and maintenance machinery             | 18,416                                     | 17,753           | 5,433          | 22,270           | 20,299           | 11,473           | 59,430                             | 48,913           | 23,601           |
| Machine tools, metalworking                        | 42,975                                     | 32,974           | 17,347         | 70,579           | 33,641           | 21,137           | 189,794                            | 112,191          | 65,139           |
| Welding apparatus and equipment                    | 5,522                                      | 5,734            | 6,430          | 7,876            | 6,935            | 7,844            | 20,852                             | 19,839           | 18,543           |
| Rolling mill machinery                             | 4,805                                      | 6,172            | 4,718          | 9,648            | 9,934            | 7,432            | 23,972                             | 20,726           | 16,048           |
| Other metalworking machinery                       | 24,000                                     | 23,926           | 14,337         | 30,453           | 24,350           | 18,995           | 76,411                             | 75,770           | 49,666           |
| Pulp and paper industries machinery                | 17,851                                     | 15,154           | 9,162          | 22,158           | 24,492           | 22,670           | 57,430                             | 59,108           | 43,262           |
| Printing presses                                   | 7,485                                      | 7,403            | 16,823         | 8,451            | 8,453            | 9,481            | 31,137                             | 23,609           | 32,951           |
| Other printing machinery and equipment             | 11,211                                     | 9,320            | 7,739          | 15,183           | 12,666           | 9,100            | 40,497                             | 33,386           | 24,402           |
| Spinning, weaving and knitting machinery           | 6,248                                      | 4,222            | 6,219          | 8,625            | 8,489            | 6,474            | 21,135                             | 18,601           | 18,824           |
| Other textile industries machinery                 | 8,373                                      | 7,358            | 9,290          | 9,584            | 8,487            | 7,092            | 27,184                             | 23,449           | 26,516           |
| Food, beverages and tobacco industries machine     | 12,406                                     | 10,589           | 10,456         | 12,864           | 14,711           | 13,789           | 37,003                             | 37,764           | 35,659           |
| Plastics and chemical industry machinery           | 12,487                                     | 18,332           | 10,844         | 16,614           | 21,047           | 13,927           | 41,652                             | 56,393           | 37,416           |
| Other special industry machinery                   | 39,960                                     | 41,390           | 31,573         | 47,858           | 52,438           | 34,627           | 139,496                            | 131,274          | 100,590          |
| <b>Sub-Total</b>                                   | <b>352,371</b>                             | <b>316,818</b>   | <b>217,352</b> | <b>441,843</b>   | <b>371,626</b>   | <b>262,536</b>   | <b>1,195,675</b>                   | <b>1,014,774</b> | <b>735,716</b>   |
| <b>Agricultural machinery and tractors</b>         |                                            |                  |                |                  |                  |                  |                                    |                  |                  |
| Soil preparation, seeding and fertilizing mach     | 16,029                                     | 18,221           | 6,821          | 24,886           | 24,165           | 12,693           | 54,345                             | 56,690           | 25,700           |
| Combine reaper - threshers                         | 21,637                                     | 25,736           | 7,482          | 29,613           | 55,879           | 12,194           | 74,942                             | 93,676           | 32,311           |
| Other haying and harvesting machinery              | 18,567                                     | 13,771           | 9,594          | 27,748           | 16,195           | 13,247           | 59,425                             | 41,557           | 31,647           |
| Other agricultural machinery and equipment         | 21,484                                     | 21,670           | 15,406         | 29,914           | 26,402           | 20,900           | 73,004                             | 65,300           | 49,778           |
| Wheel tractors, new                                | 60,315                                     | 50,643           | 25,097         | 82,053           | 73,686           | 46,417           | 186,335                            | 160,919          | 102,829          |
| Track-laying tractors and used tractors            | 25,055                                     | 11,192           | 1,774          | 14,412           | 6,821            | 6,358            | 56,275                             | 25,890           | 10,276           |
| Tractor engines and tractor parts                  | 29,491                                     | 24,652           | 16,887         | 37,453           | 33,873           | 19,945           | 94,698                             | 78,457           | 52,127           |
| <b>Sub-Total</b>                                   | <b>192,579</b>                             | <b>165,885</b>   | <b>83,061</b>  | <b>246,079</b>   | <b>237,021</b>   | <b>131,754</b>   | <b>599,023</b>                     | <b>522,488</b>   | <b>304,668</b>   |
| <b>Transportation equipment</b>                    |                                            |                  |                |                  |                  |                  |                                    |                  |                  |
| Railway and street railway rolling stock           | 15,575                                     | 15,227           | 9,234          | 18,293           | 23,087           | 8,154            | 49,521                             | 58,256           | 30,775           |
| Passenger automobiles and chassis                  | 439,100                                    | 266,216          | 508,223        | 471,700          | 381,405          | 512,099          | 1,195,821                          | 841,502          | 1,293,585        |
| Trucks, truck tractors and chassis                 | 113,749                                    | 93,747           | 75,378         | 125,711          | 104,933          | 97,515           | 319,795                            | 257,001          | 220,373          |
| Other motor vehicles                               | 41,146                                     | 48,470           | 43,382         | 55,420           | 65,752           | 64,372           | 144,879                            | 160,353          | 159,243          |
| Motor vehicle engines                              | 93,049                                     | 121,041          | 126,537        | 101,619          | 125,382          | 88,716           | 276,182                            | 313,061          | 300,249          |
| Motor vehicle engine parts                         | 40,156                                     | 34,840           | 47,112         | 40,140           | 41,089           | 54,233           | 116,672                            | 103,161          | 143,247          |
| Motor vehicle parts, except engines                | 557,792                                    | 679,586          | 788,738        | 574,475          | 739,125          | 672,870          | 1,679,097                          | 1,849,384        | 2,031,081        |
| Marine engines and parts                           | 21,282                                     | 14,659           | 12,248         | 20,528           | 19,636           | 14,327           | 61,627                             | 52,696           | 41,398           |

\* Principal trading areas; see note 9 page 45.

... Percentage change exceeds 999 percent.

TABLE M-3. IMPORTS BY COMMODITY CATEGORY

TABLEAU M-3. IMPORTATIONS PAR CATEGORIE DE MARCHANDISES

| Percentage Variation Pourcentage           |        | JANUARY TO MARCH |               |                | 1983          |         |                 |                 | JANVIER A MARS  |                                                     | CATEGORIE DE MARCHANDISES<br><br>(English titles at left of table) |
|--------------------------------------------|--------|------------------|---------------|----------------|---------------|---------|-----------------|-----------------|-----------------|-----------------------------------------------------|--------------------------------------------------------------------|
| Jan. to March<br>Jan. à Mars               | 82/81  | 83/82            | United States | United Kingdom | Other E.E.C.  | Japan   | Other O.E.C.D.  | Other America   | Other Countries |                                                     |                                                                    |
|                                            |        |                  | Etats-Unis    | Royaume-Uni    | Autres C.E.E. | Japon   | Autres O.C.D.E. | Autres Amérique | Autres pays     |                                                     |                                                                    |
| thousands of dollars - milliers de dollars |        |                  |               |                |               |         |                 |                 |                 |                                                     |                                                                    |
| 8.7                                        | - 32.9 |                  | 20,773        | 898            | 3,598         | 2,689   | 235             | 461             | 779             | Matières travaillées, non comestibles (suite)       |                                                                    |
| - 9.5                                      | - 17.0 |                  | 47,855        | 943            | 3,431         | 445     | 1,089           | 5               | 732             | Raccords de tuyauterie                              |                                                                    |
| - 11.6                                     | - 27.1 |                  | 21,145        | 1,006          | 7,240         | 1,592   | 1,953           | 134             | 337             | Autres ouvrages de base en métal                    |                                                                    |
| - 16.4                                     | 10.2   |                  | 10,348        | 48             | 332           | 92      | 46              |                 | 229             | Briques, tuiles et mat. réfractaires en argile      |                                                                    |
| - 11.1                                     | 3.6    |                  | 30,526        | 440            | 892           | 1,184   | 542             | 3               | 304             | Verre à vitres et à glaces                          |                                                                    |
| - 6.5                                      | - 10.3 |                  | 14,691        | 166            | 1,605         | 196     | 1,043           | 17              | 280             | Autres ouvrages de base en verre                    |                                                                    |
| 3.5                                        | 16.2   |                  | 7,014         | 721            | 15,936        | 1,013   | 846             | 43              | 8,457           | Ouvrages de base en abrasifs                        |                                                                    |
| - 25.5                                     | - 19.9 |                  | 19,952        | 587            | 4,656         | 2,022   | 372             | 165             | 200             | Pierres fines naturelles et synthétiques            |                                                                    |
| 231.9                                      | - 95.4 |                  | 125           |                |               |         |                 |                 |                 | Autres produits minéraux non métalliques de base    |                                                                    |
| - 1.0                                      | - 3.1  |                  | 46,218        | 2,095          | 5,808         | 1,788   | 686             | 363             | 2,022           | Electricité                                         |                                                                    |
|                                            |        |                  |               |                |               |         |                 |                 |                 | Autres matières travaillées, non comestibles        |                                                                    |
| - 3.9                                      | 1.2    |                  | 2,395,398     | 87,459         | 274,862       | 104,386 | 118,461         | 117,478         | 126,017         | <b>Total</b>                                        |                                                                    |
| <b>Produits finis, non comestibles</b>     |        |                  |               |                |               |         |                 |                 |                 |                                                     |                                                                    |
| <b>Machines d'usage général</b>            |        |                  |               |                |               |         |                 |                 |                 |                                                     |                                                                    |
| 9.3                                        | - 36.9 |                  | 12,244        | 7,986          | 3,510         | 388     | 1,743           | 1               | 38              | Moteurs et turbines diesel d'usage général          |                                                                    |
| - 8.6                                      | 0.4    |                  | 34,964        | 7,041          | 1,048         | 3,835   | 7,513           | 27              | 83              | Moteurs et turbines d'usage général nda             |                                                                    |
| - 3.9                                      | - 26.5 |                  | 46,086        | 3,049          | 2,800         | 5,115   | 1,530           | 582             | 910             | Génératrices et moteurs électriques                 |                                                                    |
| - 9.3                                      | - 32.1 |                  | 28,674        | 1,348          | 4,117         | 3,724   | 1,115           | 19              | 285             | Coussinets                                          |                                                                    |
| 19.7                                       | - 38.8 |                  | 37,819        | 1,879          | 3,731         | 403     | 777             | 182             | 224             | Autre mat. de transmission d'énergie mécanique      |                                                                    |
| 5.7                                        | - 29.3 |                  | 28,203        | 991            | 2,174         | 667     | 799             | 1               | 288             | Compresseurs, souffleurs et pompe à vide            |                                                                    |
| 12.3                                       | - 32.4 |                  | 27,015        | 608            | 780           | 925     | 1,792           | 50              | 234             | Pompes, sauf pour puits d'huile                     |                                                                    |
| - 4.8                                      | - 3.3  |                  | 18,985        | 702            | 6,914         | 262     | 1,894           | 7               | 12              | Machines à emballer ou à emballer                   |                                                                    |
| - 15.2                                     | - 6.3  |                  | 52,750        | 3,041          | 5,465         | 11,584  | 1,993           | 295             | 135             | Autres machines industrielles d'usage général       |                                                                    |
| - 14.5                                     | - 4.9  |                  | 12,388        | 1,043          | 1,117         | 15      | 170             |                 |                 | Convoyeurs et ensembles convoyeurs                  |                                                                    |
| 0.7                                        | - 11.1 |                  | 3,753         | 101            | 765           | 74      | 39              |                 | 7               | Ascenseurs et escalators                            |                                                                    |
| - 21.5                                     | - 48.3 |                  | 11,569        | 337            | 378           | 1,406   | 554             |                 |                 | Camions, tracteurs, remorques, empileurs ind.       |                                                                    |
| 3.1                                        | - 55.9 |                  | 15,743        | 582            | 2,886         | 191     | 622             | 15              | 77              | Appareils de levage                                 |                                                                    |
| - 21.5                                     | - 9.2  |                  | 16,361        | 192            | 137           | 95      | 1,236           | 27              | 737             | Autre matériel de manutention des matériaux         |                                                                    |
| - 3.3                                      | - 25.6 |                  | 346,553       | 28,899         | 35,824        | 28,684  | 21,776          | 1,206           | 3,032           | <b>Sous-Total</b>                                   |                                                                    |
| <b>Machines pour industries spéciales</b>  |        |                  |               |                |               |         |                 |                 |                 |                                                     |                                                                    |
| - 15.7                                     | - 35.4 |                  | 70,166        | 750            | 2,973         | 95      | 10,321          | 296             | 842             | Machines de forage et fleurets de perforatrice      |                                                                    |
| 26.6                                       | - 9.7  |                  | 49,727        | 377            | 6,193         | 1,607   |                 |                 | 4               | Pelles mécaniques                                   |                                                                    |
| - 6.6                                      | - 45.0 |                  | 6,863         | 60             | 621           | 170     |                 | 2               |                 | Bulldozers et machines semblables                   |                                                                    |
| - 48.2                                     | - 42.6 |                  | 24,228        | 40             | 536           | 328     | 193             | 3               |                 | Chargeurs-niveleurs                                 |                                                                    |
| - 24.4                                     | - 67.7 |                  | 10,089        | 217            | 635           | 81      | 70              |                 |                 | Autres machines à creuser                           |                                                                    |
| - 15.1                                     | - 13.8 |                  | 42,289        | 3,419          | 4,312         | 4,251   | 1,186           | 12              | 142             | Machines pour mines, pétrole et gaz                 |                                                                    |
| - 17.7                                     | - 51.7 |                  | 20,122        | 500            | 1,276         | 595     | 781             |                 | 327             | Machines de construction et d'entretien             |                                                                    |
| - 40.8                                     | - 41.9 |                  | 42,463        | 2,264          | 5,843         | 8,467   | 3,072           | 17              | 3,013           | Machines-outils, travail des métaux                 |                                                                    |
| - 4.8                                      | - 6.5  |                  | 17,447        | 180            | 535           | 57      | 300             | 9               | 15              | Appareils et outillage à souder                     |                                                                    |
| - 13.5                                     | - 22.5 |                  | 11,803        | 1,398          | 2,268         | 440     | 139             |                 |                 | Machines pour usines de laminage                    |                                                                    |
| - 0.8                                      | - 34.4 |                  | 40,823        | 2,220          | 3,186         | 701     | 1,301           | 539             | 897             | Autres machines pour le travail des métaux          |                                                                    |
| 2.9                                        | - 26.8 |                  | 23,048        | 657            | 2,509         | 469     | 16,554          | 26              |                 | Machines pour industrie de la pâte et du papier     |                                                                    |
| - 24.1                                     | 39.5   |                  | 27,094        | 529            | 4,653         | 540     | 75              |                 | 58              | Presses à imprimer                                  |                                                                    |
| - 17.5                                     | - 26.9 |                  | 20,714        | 934            | 1,862         | 365     | 514             | 11              | 2               | Autres machines et appareils d'imprimerie           |                                                                    |
| - 11.9                                     | 1.1    |                  | 7,079         | 1,073          | 4,952         | 342     | 5,013           | 91              | 274             | Machines pour filer, tisser et tricoter             |                                                                    |
| - 13.7                                     | 13.0   |                  | 15,505        | 2,501          | 3,465         | 1,777   | 2,561           | 393             | 314             | Autres machines pour les industries textiles        |                                                                    |
| 2.0                                        | - 5.5  |                  | 21,529        | 4,495          | 8,410         | 22      | 987             | 58              | 158             | Machines industrielles d'aliments, boissons, tabacs |                                                                    |
| 35.3                                       | - 33.6 |                  | 27,425        | 2,580          | 5,278         | 158     | 1,936           | 9               | 30              | Mach. pour ind. des mat. plast. et chimiques        |                                                                    |
| - 5.9                                      | - 23.3 |                  | 67,249        | 1,235          | 21,791        | 1,796   | 7,104           | 403             | 1,012           | Autres machines pour industries spéciales           |                                                                    |
| - 15.1                                     | - 27.5 |                  | 545,665       | 25,429         | 81,298        | 22,263  | 52,105          | 1,868           | 7,088           | <b>Sous-Total</b>                                   |                                                                    |
| <b>Machines et tracteurs agricoles</b>     |        |                  |               |                |               |         |                 |                 |                 |                                                     |                                                                    |
| 4.3                                        | - 54.6 |                  | 23,513        | 293            | 629           | 97      | 660             | 507             |                 | Machines à préparer, ensemençer, amender le sol     |                                                                    |
| 24.9                                       | - 65.5 |                  | 31,500        | 16             | 767           |         | 28              |                 |                 | Moissonneuses - batteuses                           |                                                                    |
| - 30.0                                     | - 23.8 |                  | 29,654        | 208            | 1,501         |         | 284             |                 |                 | Autres machines de fenaison et de récolte           |                                                                    |
| - 10.5                                     | - 23.7 |                  | 43,615        | 568            | 3,400         | 500     | 847             | 486             | 362             | Autres machines et matériel agricoles               |                                                                    |
| - 13.6                                     | - 36.1 |                  | 86,640        | 4,087          | 10,023        | 1,374   | 83              |                 | 622             | Tracteurs à roues, neufs                            |                                                                    |
| - 54.0                                     | - 60.3 |                  | 8,903         | 27             | 155           | 1,191   |                 |                 |                 | Tracteurs à chenilles et tracteurs usagés           |                                                                    |
| - 17.1                                     | - 33.5 |                  | 47,573        | 579            | 3,030         | 703     | 42              |                 | 201             | Moteurs de tracteur et pièces de tracteurs          |                                                                    |
| - 12.7                                     | - 41.6 |                  | 271,399       | 5,777          | 19,505        | 3,864   | 1,944           | 993             | 1,185           | <b>Sous-Total</b>                                   |                                                                    |
| <b>Matériel de transport</b>               |        |                  |               |                |               |         |                 |                 |                 |                                                     |                                                                    |
| 17.6                                       | - 47.1 |                  | 22,452        | 759            | 6,647         | 386     | 495             | 14              | 23              | Matériel roulant de chemin de fer et tramway        |                                                                    |
| - 29.6                                     | 53.7   |                  | 999,962       | 3,088          | 48,967        | 234,935 | 5,591           | 4               | 1,039           | Voitures particulières et châssis                   |                                                                    |
| - 19.6                                     | - 14.2 |                  | 167,260       |                | 138           | 52,506  |                 | 469             |                 | Camions, tracteurs routiers et châssis              |                                                                    |
| 10.6                                       | - 0.7  |                  | 61,301        | 441            | 1,118         | 95,402  | 421             | 1               | 559             | Autres véhicules moteurs                            |                                                                    |
| 13.3                                       | - 4.1  |                  | 294,165       | 1,061          | 19            | 78      | 3,680           | 1,199           | 47              | Moteurs de véhicules automobiles                    |                                                                    |
| - 11.5                                     | 38.8   |                  | 135,130       | 1,535          | 3,110         | 970     | 355             | 1,996           | 152             | Pièces de moteurs de véhicules automobiles          |                                                                    |
| 10.1                                       | 9.8    |                  | 1,947,646     | 1,842          | 11,922        | 31,998  | 20,134          | 15,673          | 1,866           | Pièces de véhicules auto sauf moteurs               |                                                                    |
| - 14.5                                     | - 21.4 |                  | 28,982        | 1,532          | 6,596         | 2,521   | 1,338           | 176             | 254             | Moteurs marins et leurs pièces                      |                                                                    |

\* Marchés principaux; voir note 9 page 45.

... La variation en pourcentage est en excès de 999 pourcent.

TABLE M-3. IMPORTS BY COMMODITY CATEGORY

TABLEAU M-3. IMPORTATIONS PAR CATEGORIE DE MARCHANDISES

| COMMODITY CATEGORY<br>(version française à droite) | February<br>Février                        |                  |                  | March<br>Mars    |                  |                  | January to March<br>Janvier à Mars |                   |                   |
|----------------------------------------------------|--------------------------------------------|------------------|------------------|------------------|------------------|------------------|------------------------------------|-------------------|-------------------|
|                                                    | 1981                                       | 1982             | 1983             | 1981             | 1982             | 1983             | 1981                               | 1982              | 1983              |
|                                                    | thousands of dollars - milliers de dollars |                  |                  |                  |                  |                  |                                    |                   |                   |
| <b>End Products, Inedible (cont.)</b>              |                                            |                  |                  |                  |                  |                  |                                    |                   |                   |
| <b>Transportation equipment (cont.)</b>            |                                            |                  |                  |                  |                  |                  |                                    |                   |                   |
| Ships, boats and parts, except engines             | 11,593                                     | 8,703            | 5,151            | 12,315           | 9,239            | 7,884            | 34,389                             | 28,361            | 20,349            |
| Aircraft, complete with engines                    | 117,337                                    | 112,188          | 78,215           | 169,165          | 72,864           | 94,282           | 397,152                            | 193,340           | 195,411           |
| Aircraft engines and parts                         | 31,392                                     | 28,304           | 37,763           | 37,265           | 33,288           | 48,550           | 113,939                            | 96,290            | 122,814           |
| Aircraft parts, except engines                     | 52,006                                     | 48,937           | 41,859           | 64,718           | 56,294           | 45,178           | 168,019                            | 141,893           | 127,405           |
| Other transportation equipment                     | 45,252                                     | 34,725           | 32,967           | 47,910           | 47,346           | 43,135           | 140,838                            | 116,746           | 109,282           |
| <b>Sub-Total</b>                                   | <b>1,579,428</b>                           | <b>1,506,642</b> | <b>1,806,809</b> | <b>1,739,260</b> | <b>1,719,439</b> | <b>1,751,315</b> | <b>4,697,931</b>                   | <b>4,212,042</b>  | <b>4,795,213</b>  |
| <b>Other equipment and tools</b>                   |                                            |                  |                  |                  |                  |                  |                                    |                   |                   |
| Telephone and telegraph equipment                  | 11,813                                     | 18,130           | 16,050           | 12,966           | 16,275           | 14,817           | 36,065                             | 47,041            | 42,766            |
| Television radios and phonographs                  | 36,018                                     | 35,972           | 30,592           | 40,242           | 33,908           | 44,760           | 111,842                            | 104,496           | 114,595           |
| Electronic tubes and semi-conductors               | 53,453                                     | 55,627           | 52,128           | 56,199           | 58,395           | 60,932           | 163,937                            | 163,353           | 161,566           |
| Other telecommunication and related equipment      | 94,396                                     | 106,045          | 109,668          | 119,230          | 133,906          | 139,971          | 310,167                            | 341,987           | 359,774           |
| Air conditioning and refrigeration equipment       | 25,005                                     | 22,937           | 19,578           | 30,628           | 29,188           | 20,926           | 76,954                             | 69,970            | 60,643            |
| Electric lighting fixtures and portable lamps      | 11,620                                     | 11,432           | 12,173           | 14,576           | 14,046           | 13,343           | 37,988                             | 35,786            | 36,947            |
| Switchgear and protective equipment                | 10,762                                     | 12,649           | 8,806            | 12,697           | 12,665           | 12,826           | 32,986                             | 37,218            | 32,524            |
| Industrial control equipment                       | 7,207                                      | 8,586            | 5,833            | 8,239            | 9,822            | 7,290            | 22,326                             | 27,286            | 19,443            |
| Other electric lighting distribution equipment     | 19,467                                     | 23,848           | 20,096           | 26,411           | 29,212           | 26,998           | 66,347                             | 74,992            | 67,105            |
| Auxiliary electric equipment for engines           | 17,974                                     | 17,684           | 27,777           | 16,029           | 20,981           | 30,993           | 47,823                             | 59,307            | 83,714            |
| Electrical property measuring instruments          | 13,696                                     | 13,314           | 15,247           | 16,503           | 17,975           | 18,082           | 45,588                             | 43,607            | 49,260            |
| Misc. measuring, controlling instruments           | 17,898                                     | 23,793           | 20,235           | 24,019           | 30,276           | 24,865           | 58,824                             | 77,455            | 65,312            |
| Medical and related equipment                      | 20,204                                     | 21,665           | 23,014           | 24,195           | 26,358           | 29,819           | 65,716                             | 70,437            | 75,763            |
| Navigation equipment                               | 2,827                                      | 4,785            | 6,239            | 3,001            | 6,264            | 7,730            | 8,762                              | 15,123            | 19,760            |
| Other measuring, laboratory equipment etc.         | 51,035                                     | 52,506           | 53,673           | 65,202           | 67,506           | 59,628           | 167,849                            | 168,004           | 164,518           |
| Safety and sanitation equipment                    | 11,418                                     | 14,186           | 11,767           | 15,852           | 18,618           | 15,724           | 40,870                             | 44,819            | 42,937            |
| Service industry equipment                         | 10,556                                     | 10,847           | 9,557            | 11,417           | 14,445           | 11,173           | 32,117                             | 34,551            | 32,116            |
| Furniture and fixtures                             | 26,340                                     | 23,669           | 22,344           | 33,290           | 28,313           | 28,369           | 84,542                             | 74,094            | 70,754            |
| Hand tools and cutlery                             | 29,434                                     | 27,877           | 25,053           | 38,762           | 32,456           | 29,415           | 100,666                            | 85,977            | 77,938            |
| Electronic computers                               | 170,599                                    | 213,498          | 177,342          | 203,782          | 275,706          | 247,079          | 527,915                            | 701,018           | 619,291           |
| Other office machines and equipment                | 22,273                                     | 15,561           | 16,157           | 24,966           | 22,067           | 19,378           | 66,723                             | 53,188            | 51,418            |
| Miscellaneous equipment and tools                  | 74,426                                     | 67,845           | 69,349           | 89,236           | 84,001           | 82,893           | 230,475                            | 210,739           | 216,861           |
| <b>Sub-Total</b>                                   | <b>738,422</b>                             | <b>802,454</b>   | <b>752,679</b>   | <b>887,440</b>   | <b>982,383</b>   | <b>947,009</b>   | <b>2,336,480</b>                   | <b>2,540,447</b>  | <b>2,465,008</b>  |
| Outerwear, except knitted                          | 44,695                                     | 61,191           | 65,712           | 35,058           | 49,148           | 51,803           | 123,567                            | 154,979           | 173,437           |
| Outerwear, knitted                                 | 28,667                                     | 29,578           | 34,297           | 20,402           | 24,093           | 29,572           | 80,147                             | 79,449            | 94,702            |
| Other apparel and apparel accessories              | 18,836                                     | 18,894           | 20,391           | 18,538           | 18,688           | 18,659           | 53,862                             | 53,304            | 57,314            |
| Footwear                                           | 44,151                                     | 53,272           | 41,743           | 43,292           | 49,742           | 41,478           | 125,789                            | 144,122           | 117,820           |
| Watches, clocks, jewellery and silverware          | 20,344                                     | 13,589           | 13,393           | 19,275           | 15,650           | 16,215           | 55,722                             | 39,381            | 40,775            |
| Sporting and recreation equipment                  | 20,080                                     | 20,862           | 22,466           | 24,930           | 26,508           | 24,988           | 65,721                             | 66,182            | 69,974            |
| Games, toys and children's vehicles                | 11,232                                     | 13,779           | 22,592           | 12,282           | 15,141           | 21,347           | 34,947                             | 44,649            | 63,097            |
| House furnishings                                  | 15,877                                     | 14,906           | 13,915           | 17,708           | 16,389           | 15,026           | 51,749                             | 46,262            | 44,366            |
| Kitchen utensils, cutlery tableware                | 25,348                                     | 21,972           | 23,568           | 29,800           | 28,061           | 28,069           | 80,705                             | 69,952            | 75,103            |
| Other personal and household goods                 | 27,873                                     | 25,506           | 29,298           | 33,378           | 32,288           | 34,358           | 91,028                             | 81,674            | 91,543            |
| Medicinal and pharm. products, in dosage           | 22,090                                     | 21,260           | 28,159           | 22,339           | 26,732           | 31,530           | 66,601                             | 66,994            | 84,498            |
| Medical, ophthalmic, orthopaedic supplies          | 30,128                                     | 31,415           | 38,492           | 32,663           | 37,498           | 40,977           | 91,249                             | 98,736            | 114,860           |
| Newspapers, magazines and periodicals              | 24,545                                     | 29,605           | 30,735           | 26,217           | 30,939           | 32,979           | 78,090                             | 87,839            | 97,010            |
| Books and pamphlets                                | 30,035                                     | 31,744           | 33,087           | 37,901           | 48,663           | 42,446           | 98,635                             | 113,701           | 112,724           |
| Other printed matter                               | 17,259                                     | 20,706           | 18,022           | 24,112           | 23,379           | 22,553           | 57,908                             | 60,588            | 58,976            |
| Stationers' and office supplies                    | 13,445                                     | 12,908           | 12,691           | 17,269           | 19,071           | 16,631           | 45,761                             | 45,432            | 41,352            |
| Unexposed photographic film and plates             | 19,195                                     | 19,196           | 22,685           | 23,289           | 23,245           | 23,894           | 67,895                             | 64,340            | 67,831            |
| Other photographic goods                           | 45,547                                     | 50,545           | 42,148           | 58,263           | 61,681           | 54,261           | 147,069                            | 161,103           | 135,145           |
| Containers and closures                            | 17,539                                     | 17,607           | 21,321           | 21,596           | 23,498           | 24,890           | 56,311                             | 57,534            | 69,565            |
| Other end products, inedible                       | 84,637                                     | 60,393           | 65,099           | 93,582           | 84,619           | 73,610           | 262,955                            | 208,175           | 198,245           |
| <b>Total</b>                                       | <b>3,630,565</b>                           | <b>3,556,946</b> | <b>3,591,310</b> | <b>4,166,962</b> | <b>4,211,291</b> | <b>3,907,866</b> | <b>11,213,355</b>                  | <b>10,661,058</b> | <b>10,574,916</b> |
| <b>Special Transactions, Trade</b>                 | <b>64,439</b>                              | <b>79,151</b>    | <b>71,396</b>    | <b>76,784</b>    | <b>85,578</b>    | <b>88,700</b>    | <b>206,352</b>                     | <b>230,526</b>    | <b>239,971</b>    |
| <b>TOTAL IMPORTS</b>                               | <b>6,032,713</b>                           | <b>5,872,136</b> | <b>5,437,800</b> | <b>6,900,796</b> | <b>6,734,440</b> | <b>6,143,741</b> | <b>18,936,065</b>                  | <b>17,589,768</b> | <b>16,848,504</b> |

\* Principal trading areas; see note 9 page 45.

... Percentage change exceeds 999 percent.

TABLE M-3. IMPORTS BY COMMODITY CATEGORY

TABLEAU M-3. IMPORTATIONS PAR CATEGORIE DE MARCHANDISES

| Percentage Variation<br>Pourcentage        |        | JANUARY TO MARCH<br>1983    |                               | JANVIER A MARS                |                |                                   |                                  | CATEGORIE DE MARCHANDISES<br><br>(English titles at left of table) |                                                                                                                                                                                                                                                                                          |                                         |
|--------------------------------------------|--------|-----------------------------|-------------------------------|-------------------------------|----------------|-----------------------------------|----------------------------------|--------------------------------------------------------------------|------------------------------------------------------------------------------------------------------------------------------------------------------------------------------------------------------------------------------------------------------------------------------------------|-----------------------------------------|
| Jan. to March<br>Jan. à Mars<br>82/81      | 83/82  | United States<br>Etats-Unis | United Kingdom<br>Royaume-Uni | Other E.E.C.<br>Autres C.E.E. | Japan<br>Japon | Other O.E.C.D.<br>Autres O.C.D.E. | Other America<br>Autres Amérique |                                                                    | Other Countries<br>Autres pays                                                                                                                                                                                                                                                           |                                         |
| thousands of dollars - milliers de dollars |        |                             |                               |                               |                |                                   |                                  |                                                                    |                                                                                                                                                                                                                                                                                          |                                         |
| - 17.5                                     | - 28.2 | 12,134                      | 1,040                         | 3,257                         | 280            | 2,374                             | 26                               | 1,236                                                              | <b>Produits finis, non comestibles (suite)</b><br><br><b>Matériel de transport (suite)</b><br><br>Navires, bateaux et pièces sauf les moteurs<br>Avions complets, et compris moteurs<br>Moteurs d'avions et leurs pièces<br>Pièces d'avions, sauf moteurs<br>Autre matériel de transport |                                         |
| - 51.3                                     | 1.0    | 194,657                     | 714                           | 25                            |                |                                   |                                  | 15                                                                 |                                                                                                                                                                                                                                                                                          |                                         |
| - 15.4                                     | 27.5   | 113,310                     | 6,899                         | 742                           | 186            | 381                               | 53                               | 1,243                                                              |                                                                                                                                                                                                                                                                                          |                                         |
| - 15.5                                     | - 10.2 | 119,027                     | 4,481                         | 2,226                         | 104            | 554                               | 470                              | 543                                                                |                                                                                                                                                                                                                                                                                          |                                         |
| - 17.1                                     | - 6.4  | 51,162                      | 1,671                         | 9,661                         | 29,157         | 1,536                             | 1,482                            | 14,614                                                             |                                                                                                                                                                                                                                                                                          |                                         |
| - 10.3                                     | 13.8   | 4,147,185                   | 25,062                        | 94,428                        | 448,525        | 36,858                            | 21,563                           | 21,591                                                             |                                                                                                                                                                                                                                                                                          | <b>Sous-Total</b>                       |
| <b>Autre matériel et outils</b>            |        |                             |                               |                               |                |                                   |                                  |                                                                    |                                                                                                                                                                                                                                                                                          |                                         |
| 30.4                                       | - 9.0  | 29,219                      | 554                           | 335                           | 4,217          | 125                               | 61                               | 8,257                                                              |                                                                                                                                                                                                                                                                                          | Matériel téléphonique et télégraphique  |
| - 6.5                                      | 9.6    | 45,330                      | 541                           | 750                           | 33,888         | 38                                | 5,934                            | 28,115                                                             |                                                                                                                                                                                                                                                                                          | Téléviseurs, radios et phonographes     |
| - 0.3                                      | - 1.1  | 149,209                     | 1,266                         | 1,890                         | 4,033          | 267                               | 988                              | 3,914                                                              |                                                                                                                                                                                                                                                                                          | Tubes électroniques et semi-conducteurs |
| 10.2                                       | 5.2    | 195,886                     | 5,686                         | 7,560                         | 110,239        | 3,761                             | 15,115                           | 21,528                                                             | Autre équipement et matériel de télécomm.                                                                                                                                                                                                                                                |                                         |
| - 9.0                                      | - 13.3 | 47,464                      | 951                           | 2,920                         | 1,625          | 576                               | 692                              | 6,414                                                              | Appareils de climatisation et réfrigération                                                                                                                                                                                                                                              |                                         |
| - 5.8                                      | 3.2    | 31,269                      | 262                           | 1,499                         | 761            | 648                               | 349                              | 2,160                                                              | Appareils d'éclairage électrique et lampes                                                                                                                                                                                                                                               |                                         |
| 12.8                                       | - 12.6 | 16,518                      | 1,224                         | 7,440                         | 1,019          | 5,707                             | 530                              | 86                                                                 | Mécanisme de commutation et de protection                                                                                                                                                                                                                                                |                                         |
| 22.2                                       | - 28.7 | 17,592                      | 265                           | 871                           | 102            | 117                               | 474                              | 23                                                                 | Mécanisme de commande industriel                                                                                                                                                                                                                                                         |                                         |
| 13.0                                       | - 10.5 | 56,236                      | 1,041                         | 4,853                         | 870            | 1,052                             | 331                              | 2,723                                                              | Autre mat. élec. d'éclairage et de distribution                                                                                                                                                                                                                                          |                                         |
| 24.0                                       | 41.1   | 80,012                      | 199                           | 1,349                         | 1,513          | 290                               | 281                              | 69                                                                 | Matériel électrique auxiliaire pour moteurs                                                                                                                                                                                                                                              |                                         |
| - 4.3                                      | 12.9   | 42,283                      | 3,372                         | 1,554                         | 1,358          | 233                               | 124                              | 335                                                                | Instr. à mesurer les propriétés électriques                                                                                                                                                                                                                                              |                                         |
| 31.6                                       | - 15.6 | 59,504                      | 1,724                         | 1,867                         | 807            | 1,040                             | 133                              | 237                                                                | Instruments mesureurs-régulateurs divers                                                                                                                                                                                                                                                 |                                         |
| 7.1                                        | 7.5    | 64,971                      | 1,267                         | 5,331                         | 1,621          | 2,134                             | 298                              | 143                                                                | Matériel de médecine et d'usage connexe                                                                                                                                                                                                                                                  |                                         |
| 72.6                                       | 30.6   | 16,974                      | 454                           | 586                           | 1,194          | 141                               | 98                               | 313                                                                | Matériel de navigation                                                                                                                                                                                                                                                                   |                                         |
| 0.0                                        | - 2.0  | 129,037                     | 5,257                         | 15,886                        | 7,211          | 6,314                             | 84                               | 729                                                                | Autres instruments de mesure, de laboratoire etc.                                                                                                                                                                                                                                        |                                         |
| 9.6                                        | - 4.2  | 36,025                      | 849                           | 1,115                         | 366            | 3,974                             | 127                              | 481                                                                | Matériel de sécurité et d'assainissement                                                                                                                                                                                                                                                 |                                         |
| 7.5                                        | - 7.0  | 28,728                      | 1,034                         | 923                           | 333            | 878                               |                                  | 221                                                                | Matériel pour l'industrie des services                                                                                                                                                                                                                                                   |                                         |
| - 12.3                                     | - 4.5  | 38,848                      | 392                           | 11,617                        | 540            | 3,294                             | 55                               | 16,009                                                             | Meubles et accessoires                                                                                                                                                                                                                                                                   |                                         |
| - 14.6                                     | - 9.3  | 51,312                      | 2,882                         | 4,043                         | 9,416          | 1,861                             | 354                              | 8,069                                                              | Outils à main et coutellerie                                                                                                                                                                                                                                                             |                                         |
| 32.7                                       | - 11.6 | 579,592                     | 2,796                         | 8,695                         | 15,862         | 837                               | 5,530                            | 5,979                                                              | Ordinateurs électroniques                                                                                                                                                                                                                                                                |                                         |
| - 20.2                                     | - 3.3  | 32,262                      | 463                           | 3,250                         | 11,398         | 744                               | 67                               | 3,234                                                              | Autres machines et matériel de bureau                                                                                                                                                                                                                                                    |                                         |
| - 8.5                                      | 2.9    | 165,173                     | 2,369                         | 8,707                         | 19,482         | 2,835                             | 1,491                            | 16,805                                                             | Matériel divers et outils                                                                                                                                                                                                                                                                |                                         |
| 8.7                                        | - 2.9  | 1,913,445                   | 34,846                        | 93,040                        | 227,852        | 36,867                            | 33,114                           | 125,844                                                            | <b>Sous-Total</b>                                                                                                                                                                                                                                                                        |                                         |
| <b>Vêtements de dessus non tricotés</b>    |        |                             |                               |                               |                |                                   |                                  |                                                                    |                                                                                                                                                                                                                                                                                          |                                         |
| 25.4                                       | 11.9   | 8,099                       | 1,613                         | 16,088                        | 2,007          | 2,378                             | 614                              | 142,638                                                            | Vêtements de dessus tricotés                                                                                                                                                                                                                                                             |                                         |
| - 0.8                                      | 19.1   | 7,127                       | 1,203                         | 5,626                         | 612            | 687                               | 147                              | 79,298                                                             | Autres vêtements et accessoires vestimentaires                                                                                                                                                                                                                                           |                                         |
| - 1.0                                      | 7.5    | 13,171                      | 826                           | 5,947                         | 1,930          | 906                               | 694                              | 33,839                                                             | Chaussures                                                                                                                                                                                                                                                                               |                                         |
| 14.5                                       | - 18.2 | 6,378                       | 969                           | 34,160                        | 402            | 7,181                             | 13,271                           | 55,459                                                             | Montres, horloges, bijoux et argenterie                                                                                                                                                                                                                                                  |                                         |
| - 29.3                                     | 3.5    | 13,326                      | 671                           | 5,724                         | 7,368          | 1,730                             | 100                              | 11,858                                                             | Articles pour sports et divertissements                                                                                                                                                                                                                                                  |                                         |
| 0.7                                        | 5.7    | 40,571                      | 837                           | 4,928                         | 4,558          | 2,206                             | 908                              | 15,966                                                             | Jeux, jouets et véhicules d'enfants                                                                                                                                                                                                                                                      |                                         |
| 27.7                                       | 41.3   | 32,100                      | 805                           | 2,211                         | 1,124          | 164                               | 5,551                            | 21,142                                                             | Fournitures de maison                                                                                                                                                                                                                                                                    |                                         |
| - 10.6                                     | - 4.1  | 21,618                      | 1,357                         | 2,764                         | 617            | 956                               | 351                              | 16,704                                                             | Ustensiles de cuisine, de table et coutellerie                                                                                                                                                                                                                                           |                                         |
| - 13.3                                     | 7.3    | 21,223                      | 13,072                        | 12,828                        | 8,074          | 2,676                             | 860                              | 16,370                                                             | Autres effets personnels et articles ménagers                                                                                                                                                                                                                                            |                                         |
| - 10.2                                     | 12.0   | 42,168                      | 3,696                         | 13,522                        | 4,450          | 2,025                             | 2,321                            | 23,360                                                             | Médicaments et produits pharm., en dose                                                                                                                                                                                                                                                  |                                         |
| 0.5                                        | 26.1   | 47,991                      | 14,367                        | 7,907                         | 720            | 8,101                             | 4,734                            | 679                                                                | Fournitures médic. ophtalmiques et orthopédiques                                                                                                                                                                                                                                         |                                         |
| 8.2                                        | 16.3   | 84,312                      | 2,806                         | 15,994                        | 2,635          | 2,936                             | 2,804                            | 3,373                                                              | Journaux, revues et périodiques                                                                                                                                                                                                                                                          |                                         |
| 12.4                                       | 10.4   | 91,611                      | 1,146                         | 4,001                         | 39             | 56                                | 2                                | 156                                                                | Livres et brochures                                                                                                                                                                                                                                                                      |                                         |
| 15.2                                       | - 0.8  | 96,951                      | 5,102                         | 9,239                         | 230            | 512                               | 29                               | 661                                                                | Autres imprimés                                                                                                                                                                                                                                                                          |                                         |
| 4.6                                        | - 2.6  | 49,484                      | 2,854                         | 3,056                         | 1,647          | 1,109                             | 47                               | 778                                                                | Fournitures de papeteries et de bureau                                                                                                                                                                                                                                                   |                                         |
| - 0.7                                      | - 8.9  | 31,059                      | 2,069                         | 2,214                         | 2,912          | 524                               | 495                              | 2,078                                                              | Films, plaques vierges pour photographie                                                                                                                                                                                                                                                 |                                         |
| - 5.2                                      | 5.4    | 40,537                      | 1,995                         | 10,234                        | 13,924         | 497                               |                                  | 645                                                                | Autres articles photographiques                                                                                                                                                                                                                                                          |                                         |
| 9.5                                        | - 16.1 | 88,916                      | 1,673                         | 3,431                         | 36,673         | 883                               | 196                              | 3,373                                                              | Récipients et fermetures                                                                                                                                                                                                                                                                 |                                         |
| 2.1                                        | 20.9   | 62,675                      | 1,353                         | 3,289                         | 251            | 438                               | 830                              | 729                                                                | Autres produits finis, non comestibles                                                                                                                                                                                                                                                   |                                         |
| - 20.8                                     | - 4.7  | 132,741                     | 15,589                        | 13,910                        | 9,814          | 7,213                             | 1,081                            | 17,897                                                             |                                                                                                                                                                                                                                                                                          |                                         |
| - 4.9                                      | - 0.8  | 8,156,306                   | 194,018                       | 501,169                       | 831,175        | 192,727                           | 93,780                           | 605,741                                                            | <b>Total</b>                                                                                                                                                                                                                                                                             |                                         |
| 11.7                                       | 4.0    | 181,919                     | 12,755                        | 13,385                        | 6,532          | 5,040                             | 4,627                            | 15,713                                                             | <b>Transactions spéciales commerciales</b>                                                                                                                                                                                                                                               |                                         |
| - 7.1                                      | - 4.2  | 12,039,480                  | 360,439                       | 903,782                       | 962,353        | 463,412                           | 995,016                          | 1,124,022                                                          | <b>TOTAL DES IMPORTATIONS</b>                                                                                                                                                                                                                                                            |                                         |

\* Marchés principaux; voir note 9 page 45.  
... La variation en pourcentage est en excès de 999 pourcent.

TABLE M-4. IMPORTS BY PROVINCE OF CLEARANCE

TABLEAU M-4. IMPORTATIONS PAR PROVINCE DE DEDOUANEMENT

|                                          |       | thousands of dollars - milliers de dollars |                                         |                                  |                                       |                                 |                                     |                    |
|------------------------------------------|-------|--------------------------------------------|-----------------------------------------|----------------------------------|---------------------------------------|---------------------------------|-------------------------------------|--------------------|
| PROVINCE OF CLEARANCE                    | YEAR  | Live Animals                               | Food, Feed, Beverages And Tobacco       | Crude Materials, Inedible        | Fabricated Materials, Inedible        | End Products, Inedible          | Special Transactions, Trade         | Total Imports      |
| PROVINCE DE DEDOUANEMENT                 | ANNEE | Animaux vivants                            | Aliments, provendes, boissons et tabacs | Matières brutes, non comestibles | Matières travaillées, non comestibles | Produits finis, non comestibles | Transactions spéciales commerciales | Total Importations |
| <b>JANUARY TO MARCH - JANVIER A MARS</b> |       |                                            |                                         |                                  |                                       |                                 |                                     |                    |
| Newfoundland                             | 1981  | 16                                         | 3,917                                   | 56,412                           | 14,603                                | 26,207                          | 901                                 | 102,056            |
| Terre-Neuve                              | 1982  | 2                                          | 3,724                                   | 48,094                           | 22,383                                | 17,918                          | 959                                 | 93,079             |
|                                          | 1983  | 1                                          | 4,077                                   | 33,590                           | 29,326                                | 17,680                          | 4,340                               | 89,014             |
| Nova Scotia                              | 1981  | 82                                         | 14,072                                  | 398,231                          | 86,935                                | 158,351                         | 3,572                               | 661,242            |
| Nouvelle-Ecosse                          | 1982  | 47                                         | 14,697                                  | 323,461                          | 27,631                                | 215,614                         | 2,098                               | 583,547            |
|                                          | 1983  | 84                                         | 14,164                                  | 162,877                          | 40,075                                | 158,685                         | 2,898                               | 378,784            |
| Prince Edward Island                     | 1981  | 6                                          | 783                                     | 280                              | 163                                   | 1,267                           | 146                                 | 2,645              |
| Ile-du-Prince-Edouard                    | 1982  | 1                                          | 690                                     | 364                              | 274                                   | 1,454                           | 139                                 | 2,923              |
|                                          | 1983  | 3                                          | 455                                     | 108                              | 362                                   | 2,305                           | 107                                 | 3,340              |
| New Brunswick                            | 1981  | 366                                        | 61,872                                  | 521,787                          | 59,628                                | 34,571                          | 4,607                               | 682,831            |
| Nouveau-Brunswick                        | 1982  | 163                                        | 65,942                                  | 320,799                          | 93,403                                | 40,246                          | 2,657                               | 523,210            |
|                                          | 1983  | 170                                        | 48,287                                  | 182,172                          | 84,013                                | 44,535                          | 2,519                               | 361,696            |
| Quebec                                   | 1981  | 2,261                                      | 323,014                                 | 935,328                          | 748,902                               | 1,731,653                       | 40,078                              | 3,781,235          |
| Québec                                   | 1982  | 2,140                                      | 279,135                                 | 868,120                          | 705,461                               | 1,525,263                       | 40,716                              | 3,420,835          |
|                                          | 1983  | 2,185                                      | 268,958                                 | 656,649                          | 674,931                               | 1,591,724                       | 44,933                              | 3,239,380          |
| Ontario                                  | 1981  | 58,120                                     | 420,697                                 | 850,378                          | 1,860,734                             | 6,808,668                       | 105,761                             | 10,104,358         |
| Ontario                                  | 1982  | 15,963                                     | 431,938                                 | 644,515                          | 1,747,472                             | 6,595,821                       | 118,532                             | 9,554,240          |
|                                          | 1983  | 24,133                                     | 419,816                                 | 513,823                          | 1,912,479                             | 6,810,152                       | 114,153                             | 9,794,555          |
| Manitoba                                 | 1981  | 3,647                                      | 42,133                                  | 31,819                           | 77,009                                | 464,951                         | 5,650                               | 625,209            |
| Manitoba                                 | 1982  | 504                                        | 41,067                                  | 30,587                           | 79,215                                | 414,531                         | 4,467                               | 570,371            |
|                                          | 1983  | 444                                        | 41,282                                  | 23,914                           | 85,926                                | 305,271                         | 6,549                               | 463,386            |
| Saskatchewan                             | 1981  | 1,370                                      | 16,687                                  | 5,102                            | 25,483                                | 171,180                         | 2,603                               | 222,426            |
| Saskatchewan                             | 1982  | 490                                        | 23,467                                  | 4,188                            | 42,814                                | 221,311                         | 2,745                               | 295,015            |
|                                          | 1983  | 550                                        | 20,318                                  | 1,748                            | 57,782                                | 109,701                         | 12,159                              | 202,257            |
| Alberta                                  | 1981  | 2,249                                      | 54,092                                  | 20,793                           | 137,661                               | 569,383                         | 18,071                              | 802,250            |
| Alberta                                  | 1982  | 1,160                                      | 50,621                                  | 21,915                           | 148,619                               | 520,755                         | 31,584                              | 774,654            |
|                                          | 1983  | 1,170                                      | 44,553                                  | 13,650                           | 121,227                               | 600,971                         | 25,250                              | 806,822            |
| British Columbia                         | 1981  | 925                                        | 200,621                                 | 172,682                          | 305,374                               | 1,245,233                       | 24,898                              | 1,949,733          |
| Colombie Britannique                     | 1982  | 1,067                                      | 213,110                                 | 104,836                          | 317,924                               | 1,107,668                       | 26,552                              | 1,771,158          |
|                                          | 1983  | 1,586                                      | 198,562                                 | 130,158                          | 217,939                               | 933,705                         | 26,932                              | 1,508,883          |
| All provinces *                          | 1981  | 69,042                                     | 1,137,936                               | 2,992,828                        | 3,316,551                             | 11,213,355                      | 206,352                             | 18,936,065         |
| Ensemble des provinces *                 | 1982  | 21,542                                     | 1,124,398                               | 2,366,897                        | 3,185,347                             | 10,661,058                      | 230,526                             | 17,589,768         |
|                                          | 1983  | 30,327                                     | 1,060,482                               | 1,718,747                        | 3,224,062                             | 10,574,916                      | 239,971                             | 16,848,504         |
| <b>MARCH - MARS</b>                      |       |                                            |                                         |                                  |                                       |                                 |                                     |                    |
| Newfoundland                             | 1981  |                                            | 1,534                                   | 30,721                           | 2,821                                 | 7,443                           | 310                                 | 42,828             |
| Terre-Neuve                              | 1982  | 1                                          | 1,698                                   | 15,493                           | 9,639                                 | 7,047                           | 247                                 | 34,124             |
|                                          | 1983  | 1                                          | 1,084                                   | 9,000                            | 9,568                                 | 9,203                           | 239                                 | 29,095             |
| Nova Scotia                              | 1981  | 29                                         | 7,111                                   | 102,775                          | 29,794                                | 73,130                          | 1,332                               | 214,170            |
| Nouvelle-Ecosse                          | 1982  | 28                                         | 6,752                                   | 88,229                           | 12,829                                | 107,259                         | 836                                 | 215,933            |
|                                          | 1983  | 38                                         | 6,054                                   | 87,098                           | 18,599                                | 63,016                          | 1,944                               | 176,749            |
| Prince Edward Island                     | 1981  | 5                                          | 252                                     | 60                               | 38                                    | 435                             | 56                                  | 845                |
| Ile-du-Prince-Edouard                    | 1982  |                                            | 328                                     | 234                              | 94                                    | 583                             | 44                                  | 1,283              |
|                                          | 1983  | 1                                          | 156                                     | 45                               | 107                                   | 940                             | 45                                  | 1,294              |
| New Brunswick                            | 1981  | 115                                        | 24,005                                  | 190,174                          | 19,330                                | 12,603                          | 2,380                               | 248,607            |
| Nouveau-Brunswick                        | 1982  | 110                                        | 33,753                                  | 35,988                           | 39,665                                | 14,819                          | 1,196                               | 125,531            |
|                                          | 1983  | 97                                         | 17,078                                  | 20,936                           | 25,052                                | 17,440                          | 952                                 | 81,556             |
| Quebec                                   | 1981  | 660                                        | 110,932                                 | 366,941                          | 270,923                               | 658,752                         | 14,017                              | 1,422,226          |
| Québec                                   | 1982  | 920                                        | 111,808                                 | 404,577                          | 252,022                               | 556,465                         | 16,690                              | 1,342,481          |
|                                          | 1983  | 742                                        | 95,552                                  | 238,238                          | 278,151                               | 551,019                         | 21,660                              | 1,185,361          |
| Ontario                                  | 1981  | 15,879                                     | 153,639                                 | 229,471                          | 696,693                               | 2,469,104                       | 38,729                              | 3,603,515          |
| Ontario                                  | 1982  | 3,193                                      | 162,049                                 | 207,915                          | 645,088                               | 2,626,082                       | 43,202                              | 3,687,528          |
|                                          | 1983  | 6,304                                      | 149,017                                 | 141,476                          | 668,280                               | 2,500,104                       | 39,715                              | 3,504,896          |
| Manitoba                                 | 1981  | 1,259                                      | 16,392                                  | 11,374                           | 30,339                                | 175,157                         | 2,219                               | 236,741            |
| Manitoba                                 | 1982  | 235                                        | 15,618                                  | 10,758                           | 35,712                                | 175,440                         | 1,803                               | 239,566            |
|                                          | 1983  | 94                                         | 15,764                                  | 6,710                            | 39,005                                | 123,121                         | 2,411                               | 187,104            |
| Saskatchewan                             | 1981  | 475                                        | 6,421                                   | 1,134                            | 11,598                                | 70,341                          | 744                                 | 90,715             |
| Saskatchewan                             | 1982  | 193                                        | 8,782                                   | 1,724                            | 14,900                                | 90,888                          | 1,343                               | 117,829            |
|                                          | 1983  | 244                                        | 8,008                                   | 792                              | 24,069                                | 46,989                          | 1,954                               | 82,057             |
| Alberta                                  | 1981  | 1,225                                      | 18,453                                  | 8,074                            | 52,235                                | 199,950                         | 5,196                               | 285,132            |
| Alberta                                  | 1982  | 455                                        | 20,005                                  | 7,058                            | 58,170                                | 201,609                         | 9,799                               | 297,097            |
|                                          | 1983  | 380                                        | 16,751                                  | 3,912                            | 48,622                                | 238,769                         | 8,023                               | 316,456            |
| British Columbia                         | 1981  | 315                                        | 82,517                                  | 45,035                           | 116,294                               | 499,214                         | 11,745                              | 755,120            |
| Colombie Britannique                     | 1982  | 493                                        | 88,137                                  | 37,682                           | 105,205                               | 430,896                         | 10,357                              | 672,770            |
|                                          | 1983  | 875                                        | 70,868                                  | 54,999                           | 83,363                                | 357,163                         | 11,753                              | 579,020            |
| All provinces *                          | 1981  | 19,963                                     | 421,266                                 | 985,759                          | 1,230,063                             | 4,166,962                       | 76,784                              | 6,900,796          |
| Ensemble des provinces *                 | 1982  | 5,631                                      | 448,929                                 | 809,658                          | 1,173,353                             | 4,211,291                       | 85,578                              | 6,734,440          |
|                                          | 1983  | 8,774                                      | 380,336                                 | 563,247                          | 1,194,817                             | 3,907,866                       | 88,700                              | 6,143,741          |

\* Includes Yukon - Y compris le Yukon



III

Exports



Exportations

TABLE X-1. EXPORTS TO PRINCIPAL TRADING AREAS

TABLEAU X-1. EXPORTATIONS VERS LES MARCHES PRINCIPAUX

|                                          |             | thousands of dollars - milliers de dollars |                                         |                                  |                                       |                                 |                                     |                               |                      |
|------------------------------------------|-------------|--------------------------------------------|-----------------------------------------|----------------------------------|---------------------------------------|---------------------------------|-------------------------------------|-------------------------------|----------------------|
| TRADING AREA                             | YEAR        | Live Animals                               | Food, Feed, Beverages And Tobacco       | Crude Materials, Inedible        | Fabricated Materials, Inedible        | End Products, Inedible          | Special Transactions, Trade         | Total Domestic Exports        | Total Re-Exports     |
| ZONE DE COMMERCE                         | ANNEE       | Animaux vivants                            | Aliments, provendes, boissons et tabacs | Matières brutes, non comestibles | Matières travaillées, non comestibles | Produits finis, non comestibles | Transactions spéciales commerciales | Total exportations nationales | Total réexportations |
| <b>JANUARY TO MARCH - JANVIER A MARS</b> |             |                                            |                                         |                                  |                                       |                                 |                                     |                               |                      |
| United States                            | 1981        | 35,583                                     | 471,702                                 | 2,464,291                        | 5,453,699                             | 4,447,226                       | 161,012                             | 13,033,512                    | 373,606              |
| Etats-Unis                               | 1982        | 59,182                                     | 479,478                                 | 2,514,235                        | 5,095,696                             | 5,461,497                       | 63,505                              | 13,673,593                    | 394,708              |
|                                          | 1983        | 92,194                                     | 580,760                                 | 2,615,366                        | 5,266,473                             | 6,435,539                       | 40,638                              | 15,030,969                    | 437,379              |
| United Kingdom                           | 1981        | 445                                        | 170,855                                 | 157,948                          | 375,610                               | 90,453                          | 16,066                              | 811,378                       | 11,817               |
| Royaume-Uni                              | 1982        | 216                                        | 156,859                                 | 136,237                          | 338,072                               | 129,141                         | 781                                 | 761,305                       | 9,914                |
|                                          | 1983        | 534                                        | 123,363                                 | 105,634                          | 257,501                               | 85,775                          | 1,171                               | 573,977                       | 23,063               |
| Other E.E.C.                             | 1981        | 1,697                                      | 185,409                                 | 311,984                          | 722,933                               | 183,297                         | 308                                 | 1,405,627                     | 31,186               |
| Autres C.E.E.                            | 1982        | 2,016                                      | 144,508                                 | 333,801                          | 566,614                               | 172,148                         | 658                                 | 1,219,744                     | 32,451               |
|                                          | 1983        | 2,456                                      | 118,421                                 | 227,738                          | 430,331                               | 155,387                         | 241                                 | 934,574                       | 26,817               |
| Japan                                    | 1981        | 1,125                                      | 271,431                                 | 547,758                          | 344,598                               | 21,197                          | 1                                   | 1,186,110                     | 5,902                |
| Japon                                    | 1982        | 1,391                                      | 196,951                                 | 496,572                          | 407,921                               | 30,538                          | 40                                  | 1,133,413                     | 5,450                |
|                                          | 1983        | 593                                        | 214,997                                 | 425,631                          | 328,417                               | 25,984                          | 44                                  | 995,665                       | 3,840                |
| Other O.E.C.D.                           | 1981        | 2,917                                      | 44,280                                  | 196,156                          | 206,379                               | 164,067                         | 1,038                               | 614,836                       | 31,668               |
| Autres O.C.D.E.                          | 1982        | 110                                        | 76,344                                  | 146,520                          | 180,607                               | 189,342                         | 3,650                               | 596,574                       | 30,891               |
|                                          | 1983        | 184                                        | 58,530                                  | 92,069                           | 89,694                                | 119,355                         | 602                                 | 360,434                       | 29,698               |
| Other America                            | 1981        | 4,889                                      | 183,624                                 | 62,726                           | 312,965                               | 279,108                         | 2,504                               | 845,816                       | 113,422              |
| Autres Amérique                          | 1982        | 3,376                                      | 186,266                                 | 76,219                           | 199,259                               | 246,187                         | 3,359                               | 714,666                       | 81,821               |
|                                          | 1983        | 731                                        | 166,849                                 | 35,374                           | 144,297                               | 214,976                         | 1,182                               | 563,410                       | 51,611               |
| Other Countries                          | 1981        | 1,032                                      | 467,820                                 | 221,563                          | 532,055                               | 365,484                         | 7,882                               | 1,595,836                     | 21,006               |
| Autres pays                              | 1982        | 5,835                                      | 545,858                                 | 244,357                          | 414,438                               | 528,146                         | 2,226                               | 1,740,860                     | 37,860               |
|                                          | 1983        | 3,115                                      | 659,739                                 | 224,634                          | 372,413                               | 287,131                         | 8,273                               | 1,553,904                     | 35,789               |
| <b>All Countries</b>                     | <b>1981</b> | <b>47,687</b>                              | <b>1,795,121</b>                        | <b>3,962,426</b>                 | <b>7,948,238</b>                      | <b>5,550,832</b>                | <b>188,811</b>                      | <b>19,493,116</b>             | <b>588,606</b>       |
| <b>Ensemble des pays</b>                 | <b>1982</b> | <b>72,125</b>                              | <b>1,786,263</b>                        | <b>3,947,940</b>                 | <b>7,202,607</b>                      | <b>6,756,999</b>                | <b>74,219</b>                       | <b>19,840,154</b>             | <b>593,095</b>       |
|                                          | <b>1983</b> | <b>99,806</b>                              | <b>1,922,658</b>                        | <b>3,726,447</b>                 | <b>6,889,125</b>                      | <b>7,324,147</b>                | <b>50,751</b>                       | <b>20,012,935</b>             | <b>608,198</b>       |
| <b>MARCH - MARS</b>                      |             |                                            |                                         |                                  |                                       |                                 |                                     |                               |                      |
| United States                            | 1981        | 11,923                                     | 172,810                                 | 772,718                          | 1,843,026                             | 1,679,680                       | 79,174                              | 4,559,332                     | 136,648              |
| Etats-Unis                               | 1982        | 25,619                                     | 183,373                                 | 807,823                          | 1,829,238                             | 2,198,665                       | 17,277                              | 5,061,994                     | 144,597              |
|                                          | 1983        | 32,029                                     | 211,703                                 | 780,395                          | 1,853,761                             | 2,472,554                       | 14,535                              | 5,364,976                     | 155,932              |
| United Kingdom                           | 1981        | 416                                        | 70,295                                  | 83,035                           | 149,457                               | 32,299                          | 121                                 | 335,622                       | 5,142                |
| Royaume-Uni                              | 1982        | 216                                        | 64,840                                  | 55,857                           | 127,364                               | 42,034                          | 136                                 | 290,446                       | 3,831                |
|                                          | 1983        | 324                                        | 62,919                                  | 53,580                           | 99,431                                | 30,504                          | 81                                  | 246,839                       | 4,859                |
| Other E.E.C.                             | 1981        | 298                                        | 58,700                                  | 92,963                           | 241,310                               | 64,752                          | 32                                  | 458,054                       | 11,121               |
| Autres C.E.E.                            | 1982        | 439                                        | 60,257                                  | 118,994                          | 236,540                               | 61,200                          | 173                                 | 477,603                       | 10,016               |
|                                          | 1983        | 515                                        | 43,395                                  | 69,578                           | 177,785                               | 47,919                          | 161                                 | 339,354                       | 8,740                |
| Japan                                    | 1981        | 58                                         | 88,453                                  | 166,123                          | 140,677                               | 7,174                           |                                     | 402,486                       | 2,322                |
| Japon                                    | 1982        | 42                                         | 66,769                                  | 201,222                          | 182,937                               | 13,813                          | 8                                   | 464,791                       | 1,975                |
|                                          | 1983        | 262                                        | 72,554                                  | 139,670                          | 123,504                               | 11,416                          | 1                                   | 347,407                       | 1,013                |
| Other O.E.C.D.                           | 1981        | 2,500                                      | 12,387                                  | 67,203                           | 74,994                                | 67,635                          | 838                                 | 225,557                       | 8,453                |
| Autres O.C.D.E.                          | 1982        | 22                                         | 20,014                                  | 62,609                           | 59,174                                | 60,675                          | 2,809                               | 205,304                       | 11,352               |
|                                          | 1983        |                                            | 27,980                                  | 36,122                           | 36,960                                | 50,599                          | 137                                 | 151,798                       | 5,713                |
| Other America                            | 1981        | 2,135                                      | 62,836                                  | 14,938                           | 114,550                               | 121,660                         | 156                                 | 316,275                       | 49,722               |
| Autres Amérique                          | 1982        | 214                                        | 75,290                                  | 25,568                           | 80,532                                | 87,601                          | 972                                 | 270,177                       | 34,359               |
|                                          | 1983        | 169                                        | 79,918                                  | 11,488                           | 56,685                                | 79,367                          | 600                                 | 228,226                       | 20,654               |
| Other Countries                          | 1981        | 316                                        | 138,679                                 | 55,653                           | 194,050                               | 134,957                         | 1,120                               | 524,774                       | 7,258                |
| Autres pays                              | 1982        | 3,499                                      | 220,451                                 | 86,460                           | 140,176                               | 194,146                         | 1,091                               | 645,824                       | 18,640               |
|                                          | 1983        | 868                                        | 238,295                                 | 65,324                           | 140,071                               | 80,005                          | 2,779                               | 527,343                       | 11,823               |
| <b>All Countries</b>                     | <b>1981</b> | <b>17,646</b>                              | <b>604,161</b>                          | <b>1,252,633</b>                 | <b>2,758,064</b>                      | <b>2,108,157</b>                | <b>81,441</b>                       | <b>6,822,101</b>              | <b>220,665</b>       |
| <b>Ensemble des pays</b>                 | <b>1982</b> | <b>30,051</b>                              | <b>690,995</b>                          | <b>1,358,533</b>                 | <b>2,655,961</b>                      | <b>2,658,134</b>                | <b>22,467</b>                       | <b>7,416,140</b>              | <b>224,769</b>       |
|                                          | <b>1983</b> | <b>34,167</b>                              | <b>736,764</b>                          | <b>1,156,157</b>                 | <b>2,488,198</b>                      | <b>2,772,364</b>                | <b>18,294</b>                       | <b>7,205,944</b>              | <b>208,734</b>       |

\* Principal trading areas: see note 9 page 45.  
 Marchés principaux; voir note 9 page 45.

TABLE X-2. DOMESTIC EXPORTS BY COUNTRY

TABLEAU X-2. EXPORTATIONS NATIONALES PAR PAYS

| COUNTRY<br>PAYS                                    | February<br>Février |                |                | March<br>Mars  |                |                | January to March<br>Janvier à Mars |                  |                  | Percentage<br>variation<br>Pourcentage |                      |
|----------------------------------------------------|---------------------|----------------|----------------|----------------|----------------|----------------|------------------------------------|------------------|------------------|----------------------------------------|----------------------|
|                                                    | 1981                | 1982           | 1983           | 1981           | 1982           | 1983           | 1981                               | 1982             | 1983             | Jan. to March<br>Jan. à Mars           | 82/81 83/82          |
| thousands of dollars - milliers de dollars         |                     |                |                |                |                |                |                                    |                  |                  |                                        |                      |
| <b>Western Europe</b><br><b>Europe occidentale</b> |                     |                |                |                |                |                |                                    |                  |                  |                                        |                      |
| United Kingdom                                     | Royaume-Uni         | 253,417        | 253,401        | 147,820        | 335,622        | 290,446        | 246,839                            | 811,378          | 761,305          | 573,977                                | - 6.1 - 24.6         |
| Gibraltar                                          | Gibraltar           |                | 70             | 2              | 16             | 83             |                                    | 30               | 152              | 2                                      | 401.5 - 98.6         |
| Ireland                                            | Irlande             | 6,923          | 9,161          | 7,502          | 14,738         | 10,208         | 10,088                             | 32,952           | 24,581           | 24,532                                 | - 25.4 - 0.2         |
| Malta                                              | Malte               | 1,561          | 421            | 581            | 146            | 379            | 26                                 | 2,140            | 846              | 634                                    | - 60.4 - 25.0        |
| Austria                                            | Autriche            | 1,765          | 4,834          | 3,149          | 5,885          | 3,765          | 4,114                              | 10,985           | 12,123           | 9,296                                  | 10.3 - 23.3          |
| Belgium-Luxem.                                     | Belgique-Lux.       | 62,970         | 61,157         | 51,632         | 67,970         | 71,195         | 53,464                             | 192,497          | 195,859          | 150,343                                | 1.7 - 23.2           |
| Denmark                                            | Danemark            | 4,210          | 6,079          | 3,573          | 4,514          | 4,269          | 4,076                              | 14,980           | 13,629           | 11,200                                 | - 9.0 - 17.8         |
| Finland                                            | Finlande            | 9,693          | 9,476          | 9,833          | 8,724          | 16,761         | 3,054                              | 26,155           | 46,871           | 18,806                                 | 79.2 - 59.8          |
| France                                             | France              | 64,516         | 68,204         | 47,856         | 78,164         | 85,302         | 44,332                             | 264,160          | 212,195          | 142,224                                | - 19.6 - 32.9        |
| Germany West                                       | Allemagne ouest     | 90,926         | 91,234         | 95,913         | 105,985        | 119,511        | 98,631                             | 314,324          | 313,453          | 287,503                                | - 0.2 - 8.2          |
| Greece                                             | Grèce               | 5,792          | 4,224          | 3,138          | 8,990          | 7,707          | 1,974                              | 19,636           | 15,534           | 7,854                                  | - 20.8 - 49.4        |
| Iceland                                            | Islande             | 635            | 313            | 334            | 1,296          | 486            | 270                                | 3,363            | 1,222            | 801                                    | - 63.6 - 34.4        |
| Italy                                              | Italie              | 75,801         | 38,481         | 38,439         | 112,060        | 76,075         | 54,218                             | 294,253          | 177,875          | 123,585                                | - 39.5 - 30.5        |
| Netherlands                                        | Pays-Bas            | 94,662         | 90,852         | 47,879         | 65,633         | 103,336        | 72,571                             | 272,826          | 266,617          | 187,334                                | - 2.2 - 29.7         |
| Norway                                             | Norvège             | 9,221          | 36,934         | 15,415         | 42,081         | 30,922         | 25,986                             | 121,869          | 70,219           | 44,826                                 | - 42.3 - 36.1        |
| Portugal                                           | Portugal            | 5,427          | 4,331          | 5,390          | 6,366          | 6,577          | 7,152                              | 15,904           | 18,191           | 19,565                                 | 14.3 - 7.5           |
| Spain                                              | Espagne             | 14,635         | 10,916         | 7,037          | 17,421         | 16,246         | 25,115                             | 49,572           | 43,891           | 45,486                                 | - 11.4 - 3.6         |
| Sweden                                             | Suède               | 16,024         | 16,724         | 11,732         | 24,027         | 16,473         | 9,087                              | 60,410           | 47,447           | 34,029                                 | - 21.4 - 28.2        |
| Switzerland                                        | Suisse              | 15,062         | 16,105         | 11,422         | 32,748         | 20,170         | 33,473                             | 63,830           | 76,238           | 55,576                                 | 19.4 - 27.1          |
| <b>Total</b>                                       |                     | <b>733,242</b> | <b>722,918</b> | <b>508,648</b> | <b>932,386</b> | <b>879,911</b> | <b>694,470</b>                     | <b>2,571,265</b> | <b>2,298,249</b> | <b>1,737,571</b>                       | <b>- 10.6 - 24.4</b> |
| <b>Eastern Europe</b><br><b>Europe orientale</b>   |                     |                |                |                |                |                |                                    |                  |                  |                                        |                      |
| Albania                                            | Albanie             |                | 28             |                |                |                |                                    |                  | 28               |                                        | ...                  |
| Bulgaria                                           | Bulgarie            | 5,880          | 39             | 220            | 83             | 372            | 414                                | 6,042            | 413              | 1,067                                  | - 93.1 - 158.4       |
| Czechoslovakia                                     | Tchécoslovaquie     | 1,462          | 3,676          | 1,094          | 2,574          | 4,254          | 762                                | 7,500            | 9,982            | 3,238                                  | 33.0 - 67.5          |
| Germany East                                       | Allemagne est       |                | 31             | 3,939          | 1,521          | 281            | 25,174                             | 1,569            | 391              | 29,147                                 | - 75.0 ...           |
| Hungary                                            | Hongrie             | 1,336          | 1,496          | 726            | 1,992          | 1,356          | 1,207                              | 4,105            | 3,743            | 3,289                                  | - 8.8 - 12.1         |
| Poland                                             | Pologne             | 20,481         | 14,064         | 1,137          | 8,811          | 33,492         | 1,515                              | 41,031           | 55,036           | 6,947                                  | 34.1 - 87.3          |
| Romania                                            | Roumanie            | 343            | 395            | 211            | 541            | 784            | 322                                | 1,367            | 1,513            | 1,091                                  | 10.7 - 27.9          |
| USSR                                               | URSS                | 36,260         | 55,922         | 59,826         | 41,846         | 69,704         | 74,847                             | 177,954          | 190,333          | 203,979                                | 6.9 - 7.1            |
| Yugoslavia                                         | Yougoslavie         | 5,100          | 12,844         | 1,090          | 8,322          | 5,298          | 3,908                              | 21,129           | 20,967           | 7,122                                  | - 0.7 - 66.0         |
| <b>Total</b>                                       |                     | <b>70,862</b>  | <b>88,494</b>  | <b>68,242</b>  | <b>65,690</b>  | <b>115,540</b> | <b>108,148</b>                     | <b>260,697</b>   | <b>282,407</b>   | <b>255,881</b>                         | <b>8.3 - 9.4</b>     |
| <b>Middle East</b><br><b>Moyen-Orient</b>          |                     |                |                |                |                |                |                                    |                  |                  |                                        |                      |
| Bahrain                                            | Bahrein             | 489            | 1,484          | 285            | 643            | 824            | 409                                | 1,392            | 2,387            | 1,059                                  | 71.5 - 55.6          |
| Cyprus                                             | Chypre              | 142            | 1,360          | 184            | 281            | 7,504          | 247                                | 1,195            | 9,033            | 3,513                                  | 655.6 - 61.1         |
| Qatar                                              | Qatar               | 561            | 1,868          | 1,988          | 500            | 2,547          | 1,144                              | 1,765            | 6,521            | 3,762                                  | 269.5 - 42.3         |
| Emirates, U.A.                                     | Emirats, A.U.       | 6,854          | 4,498          | 3,362          | 4,207          | 4,423          | 2,629                              | 13,087           | 11,676           | 8,316                                  | - 10.7 - 28.7        |
| Ethiopia                                           | Ethiopie            | 197            | 681            | 4,236          | 74             | 467            | 2,543                              | 280              | 1,249            | 11,486                                 | 346.3 - 819.5        |
| Iran                                               | Iran                | 9,223          | 379            | 5,702          | 883            | 5,354          | 4,100                              | 10,392           | 15,426           | 19,849                                 | 48.4 - 28.6          |
| Iraq                                               | Irak                | 4,126          | 23,221         | 6,467          | 20,529         | 5,489          | 779                                | 36,208           | 59,052           | 13,245                                 | 63.0 - 77.5          |
| Israel                                             | Israël              | 5,540          | 5,086          | 6,266          | 3,815          | 7,009          | 6,250                              | 22,559           | 17,575           | 22,425                                 | - 22.1 - 27.5        |
| Jordan                                             | Jordanie            | 2,570          | 2,405          | 2,115          | 317            | 987            | 1,904                              | 5,477            | 5,921            | 7,512                                  | 8.1 - 26.8           |
| Kuwait                                             | Koweït              | 3,461          | 4,149          | 5,682          | 5,453          | 5,467          | 3,192                              | 10,789           | 16,517           | 11,199                                 | 53.0 - 32.2          |
| Lebanon                                            | Liban               | 2,900          | 1,148          | 604            | 2,384          | 718            | 880                                | 7,805            | 2,427            | 7,978                                  | - 68.9 - 228.7       |
| Libya                                              | Libye               | 298            | 6,779          | 990            | 10,940         | 1,629          | 9,072                              | 11,353           | 17,085           | 15,234                                 | 50.4 - 10.8          |
| Oman (Muscat)                                      | Oman (Mascate)      | 124            | 2,505          | 973            | 445            | 9,606          | 436                                | 1,089            | 13,771           | 2,313                                  | ...                  |
| Saudi Arabia                                       | Arabie Saoudite     | 23,633         | 53,361         | 25,412         | 25,887         | 32,217         | 26,403                             | 89,275           | 111,938          | 83,128                                 | 25.3 - 25.7          |
| Somalia                                            | Somalie             |                | 945            | 772            | 18             | 1,842          | 4                                  | 439              | 3,229            | 775                                    | 635.3 - 75.9         |
| Yemen, South                                       | Yemen du sud        | 22             | 6              | 95             | 21             | 227            | 117                                | 100              | 382              | 306                                    | 281.9 - 20.0         |
| Sudan                                              | Soudan              | 202            | 1,823          | 9,363          | 423            | 1,594          | 160                                | 1,115            | 5,205            | 10,430                                 | 366.6 - 100.3        |
| Syria                                              | Syrie               | 546            | 117            | 52             | 335            | 1,534          | 22                                 | 1,575            | 1,738            | 213                                    | 10.3 - 87.7          |
| Turkey                                             | Turquie             | 23,763         | 5,525          | 3,404          | 14,242         | 7,834          | 3,783                              | 44,274           | 16,666           | 13,135                                 | - 62.3 - 21.1        |
| Egyptian, A.R.                                     | Egypte, R.A.        | 18,388         | 47,674         | 21,635         | 1,658          | 63,020         | 14,481                             | 32,949           | 132,237          | 72,045                                 | 301.3 - 45.5         |
| Yemen, North                                       | Yemen du nord       | 4              | 322            | 60             | 1              | 1              | 46                                 | 5                | 324              | 107                                    | ...                  |
| <b>Total</b>                                       |                     | <b>103,044</b> | <b>165,339</b> | <b>99,647</b>  | <b>93,056</b>  | <b>160,294</b> | <b>78,599</b>                      | <b>293,121</b>   | <b>450,359</b>   | <b>308,028</b>                         | <b>53.6 - 31.6</b>   |

... Percentage change exceeds 999 percent.

La variation en pourcentage est en excès de 999 pourcent.

TABLE X-2. DOMESTIC EXPORTS BY COUNTRY

TABLEAU X-2. EXPORTATIONS NATIONALES PAR PAYS

| COUNTRY<br>PAYS                            | February<br>Février |                |                | March<br>Mars  |                |                | January to March<br>Janvier à Mars |                  |                  | Percentage<br>variation<br>Pourcentage |                    |
|--------------------------------------------|---------------------|----------------|----------------|----------------|----------------|----------------|------------------------------------|------------------|------------------|----------------------------------------|--------------------|
|                                            | 1981                | 1982           | 1983           | 1981           | 1982           | 1983           | 1981                               | 1982             | 1983             | Jan. to March<br>Jan. à Mars           | 82/81 83/82        |
| thousands of dollars - milliers de dollars |                     |                |                |                |                |                |                                    |                  |                  |                                        |                    |
| <b>Other Africa</b>                        |                     |                |                |                |                |                |                                    |                  |                  |                                        |                    |
| <b>Autres pays d'Afrique</b>               |                     |                |                |                |                |                |                                    |                  |                  |                                        |                    |
| The Gambia                                 | La Gambie           | 1              |                |                | 26             | 2              | 8                                  | 27               |                  | 51                                     | 240.9 91.0         |
| Ghana                                      | Ghana               | 1,073          | 6,404          | 90             | 6,655          | 615            | 465                                | 10,003           | 7,128            | 1,424                                  | 28.7 - 80.0        |
| Kenya                                      | Kenya               | 3,014          | 818            | 1,482          | 1,496          | 2,219          | 1,794                              | 5,513            | 10,419           | 4,794                                  | 88.9 - 54.0        |
| Malawi                                     | Malawi              | 326            | 46             | 12             | 23             | 21             | 52                                 | 419              | 121              | 79                                     | 70.9 - 34.6        |
| Mauritius-Dep.                             | Maurice et dép.     | 24             | 108            | 32             | 1              | 39             | 50                                 | 52               | 181              | 103                                    | 246.0 - 43.0       |
| Nigeria                                    | Nigéria             | 4,143          | 5,845          | 6,608          | 4,569          | 7,548          | 3,924                              | 22,431           | 17,731           | 13,006                                 | 20.9 - 26.6        |
| South Africa                               | Afrique du sud      | 17,480         | 11,031         | 9,252          | 8,385          | 14,467         | 12,940                             | 48,135           | 48,356           | 36,842                                 | 0.4 - 23.8         |
| Zimbabwe                                   | Zimbabwe            | 555            | 233            | 57             | 64             | 214            | 198                                | 678              | 536              | 571                                    | 20.9 6.4           |
| Sierra Leone                               | Sierra Leone        | 18             | 5              | 270            | 19             |                | 22                                 | 37               | 13               | 684                                    | 64.2 ...           |
| Tanzania                                   | Tanzanie            | 1,431          | 462            | 85             | 1,926          | 2,840          | 2,553                              | 4,357            | 6,743            | 4,698                                  | 54.7 - 30.3        |
| Uganda                                     | Ouganda             |                | 98             | 11             | 5              | 14             | 3                                  | 8                | 243              | 93                                     | ... - 61.6         |
| Zambia                                     | Zambie              | 824            | 64             | 374            | 128            | 93             | 162                                | 1,078            | 450              | 1,241                                  | 58.2 175.4         |
| Cwealth Af. nes                            | Af. Cwealth nda     | 478            | 189            | 770            | 3              | 131            | 1,507                              | 1,628            | 429              | 2,288                                  | 73.6 433.5         |
| Algeria                                    | Algérie             | 14,475         | 49,162         | 24,841         | 49,718         | 38,217         | 20,827                             | 94,514           | 112,194          | 64,278                                 | 18.7 - 42.7        |
| Angola                                     | Angola              | 382            | 285            | 265            |                | 1              | 67                                 | 1,534            | 287              | 1,490                                  | 81.2 418.4         |
| Cameroon                                   | Caméroun            | 13,123         | 255            | 344            | 16,948         | 477            | 144                                | 30,323           | 956              | 538                                    | 96.8 - 43.6        |
| Zaire                                      | Zaire               | 10,580         | 3,306          | 1,164          | 2,987          | 524            | 1,046                              | 22,338           | 5,604            | 4,177                                  | 74.9 - 25.4        |
| Benin                                      | Benin               | 18             | 17             | 54             | 25             | 143            | 12                                 | 343              | 213              | 66                                     | 38.0 - 68.8        |
| Fr. Africa nes                             | Afrique fr. nda     | 1,655          | 154            | 2,131          | 2,582          | 763            | 3,692                              | 5,291            | 1,080            | 6,340                                  | 79.5 486.9         |
| Gabon                                      | Gabon               | 11             | 2              | 13             | 106            | 8              | 111                                | 1,491            | 22               | 151                                    | 98.5 595.6         |
| Guinea                                     | Guinée              | 2              | 15             | 125            | 17             | 74             | 81                                 | 49               | 135              | 289                                    | 175.2 113.6        |
| Ivory Coast                                | Côte d'Ivoire       | 418            | 312            | 130            | 728            | 487            | 310                                | 1,955            | 1,051            | 972                                    | 46.2 - 7.5         |
| Liberia                                    | Libéria             | 1,477          | 841            | 313            | 8,190          | 96             | 5                                  | 9,718            | 1,007            | 1,101                                  | 89.6 9.3           |
| Madagascar                                 | Madagascar          | 9,451          | 37             | 8              | 31             | 123            | 20                                 | 9,490            | 265              | 1,463                                  | 97.2 452.8         |
| Mauritania                                 | Mauritanie          | 23             | 21             | 164            | 11             | 218            | 1,126                              | 52               | 280              | 1,295                                  | 437.6 361.8        |
| Morocco                                    | Maroc               | 2,551          | 11,523         | 3,819          | 13,620         | 13,995         | 571                                | 22,279           | 35,053           | 9,109                                  | 57.3 - 74.0        |
| Mozambique                                 | Mozambique          | 20             | 8,846          | 2,841          | 1,023          | 2,010          | 1                                  | 6,922            | 12,507           | 2,910                                  | 80.6 - 76.7        |
| Port. Af. nes                              | Af. port. nda       |                | 93             | 178            | 19             | 33             | 40                                 | 36               | 271              | 246                                    | 658.8 - 9.2        |
| Senegal                                    | Sénégal             | 204            | 96             | 861            | 2,644          | 147            | 1,666                              | 3,041            | 1,687            | 2,788                                  | 44.5 65.2          |
| Spanish Africa                             | Afrique espag.      | 988            | 13,011         | 27             | 325            | 8              | 8                                  | 11,696           | 13,040           | 38                                     | 11.4 - 99.7        |
| Togo                                       | Togo                | 57             | 14             | 87             | 58             | 124            | 1,197                              | 195              | 162              | 1,306                                  | 16.9 706.4         |
| Tunisia                                    | Tunisie             | 2,995          | 9,009          | 7,038          | 8,560          | 3,827          | 453                                | 20,773           | 18,520           | 10,987                                 | 10.8 - 40.6        |
| <b>Total</b>                               |                     | <b>87,796</b>  | <b>122,304</b> | <b>63,446</b>  | <b>130,865</b> | <b>89,501</b>  | <b>55,050</b>                      | <b>336,387</b>   | <b>296,712</b>   | <b>175,418</b>                         | <b>11.8 - 40.8</b> |
| <b>Other Asia</b>                          |                     |                |                |                |                |                |                                    |                  |                  |                                        |                    |
| <b>Autres pays d'Asie</b>                  |                     |                |                |                |                |                |                                    |                  |                  |                                        |                    |
| Bangladesh                                 | Bangladesh          | 5,108          | 25,751         | 2,282          | 389            | 337            | 3,674                              | 6,287            | 26,290           | 6,223                                  | 318.1 - 76.3       |
| Sri Lanka                                  | Sri Lanka           | 1,627          | 1,092          | 9,319          | 1,781          | 1,143          | 949                                | 7,546            | 2,485            | 11,171                                 | 67.0 349.5         |
| Hong Kong                                  | Hong Kong           | 18,236         | 29,548         | 12,010         | 11,547         | 15,285         | 12,935                             | 49,015           | 58,838           | 41,247                                 | 20.0 - 29.9        |
| India                                      | Inde                | 24,785         | 21,771         | 19,582         | 31,823         | 38,018         | 29,789                             | 83,829           | 75,974           | 58,004                                 | 9.3 - 23.6         |
| Malaysia                                   | Malaisie            | 3,499          | 9,095          | 7,761          | 16,854         | 16,448         | 13,332                             | 28,291           | 32,238           | 27,183                                 | 13.9 - 15.6        |
| Pakistan                                   | Pakistan            | 2,483          | 2,199          | 4,460          | 14,676         | 3,215          | 2,256                              | 31,138           | 21,136           | 10,302                                 | 32.1 - 51.2        |
| Singapore                                  | Singapour           | 12,132         | 8,782          | 12,869         | 11,560         | 18,884         | 8,934                              | 41,993           | 35,563           | 28,315                                 | 15.3 - 20.3        |
| Afghanistan                                | Afghanistan         | 6              |                | 4              | 2              | 2              |                                    | 10               | 3                | 5                                      | 69.8 70.0          |
| Burma                                      | Birmanie            | 411            | 409            | 378            | 430            | 1,349          | 37                                 | 904              | 1,794            | 465                                    | 98.3 - 74.0        |
| Khmer Rep.-Laos                            | Khmer Rép.-Laos     |                |                |                |                |                |                                    | 2                |                  |                                        | -100.0             |
| People R. China                            | Rép. pop. Chine     | 89,521         | 50,192         | 116,558        | 76,800         | 90,405         | 122,540                            | 241,694          | 207,401          | 356,071                                | 14.1 71.6          |
| Indonesia                                  | Indonésie           | 5,029          | 8,924          | 25,214         | 17,626         | 7,707          | 11,960                             | 30,356           | 22,957           | 59,718                                 | 24.3 160.1         |
| Japan                                      | Japon               | 397,198        | 336,999        | 354,705        | 402,486        | 464,791        | 347,407                            | 1,186,110        | 1,133,413        | 995,665                                | 4.4 - 12.1         |
| Korea, North                               | Corée du nord       |                |                |                |                |                |                                    |                  |                  |                                        |                    |
| Korea, South                               | Corée du sud        | 34,555         | 42,117         | 45,813         | 23,298         | 49,295         | 29,763                             | 115,061          | 134,385          | 112,629                                | 16.7 - 16.1        |
| Nepal                                      | Népal               |                |                | 43             |                |                | 201                                |                  |                  | 271                                    | ... ..             |
| Philippines                                | Philippines         | 7,672          | 5,020          | 7,141          | 5,501          | 4,721          | 4,081                              | 23,165           | 19,861           | 14,953                                 | 14.2 - 24.7        |
| Port. Asia                                 | Asie port.          |                |                |                |                |                |                                    |                  |                  |                                        |                    |
| Taiwan                                     | Taiwan              | 13,907         | 12,938         | 12,233         | 21,237         | 24,731         | 35,195                             | 57,323           | 48,271           | 75,588                                 | 15.8 56.5          |
| Thailand                                   | Thaïlande           | 7,759          | 5,791          | 4,962          | 11,575         | 15,691         | 12,701                             | 25,481           | 24,942           | 22,515                                 | 2.1 - 9.7          |
| Viet-Nam                                   | Viêt-Nam            |                | 1              | 3              | 8              |                | 10                                 | 93               | 1                | 51                                     | 99.4 ...           |
| <b>Total</b>                               |                     | <b>623,928</b> | <b>560,628</b> | <b>635,335</b> | <b>647,594</b> | <b>752,023</b> | <b>635,765</b>                     | <b>1,928,298</b> | <b>1,845,552</b> | <b>1,820,374</b>                       | <b>-4.3 - 1.3</b>  |

... Percentage change exceeds 999 percent.

La variation en pourcentage est en excès de 999 pourcent.

TABLE X-2. DOMESTIC EXPORTS BY COUNTRY

TABLEAU X-2. EXPORTATIONS NATIONALES PAR PAYS

| COUNTRY<br>PAYS                                                             | February<br>Février |                  |                  | March<br>Mars    |                  |                  | January to March<br>Janvier à Mars |                   | Percentage<br>variation<br>Pourcentage |                              |                      |
|-----------------------------------------------------------------------------|---------------------|------------------|------------------|------------------|------------------|------------------|------------------------------------|-------------------|----------------------------------------|------------------------------|----------------------|
|                                                                             | 1981                | 1982             | 1983             | 1981             | 1982             | 1983             | 1981                               | 1982              | 1983                                   | Jan. to March<br>Jan. à Mars | 82/81 83/82          |
| thousands of dollars - milliers de dollars                                  |                     |                  |                  |                  |                  |                  |                                    |                   |                                        |                              |                      |
| <b>Oceania</b><br><b>Océanie</b>                                            |                     |                  |                  |                  |                  |                  |                                    |                   |                                        |                              |                      |
| Papua, N.G.                                                                 | Papouasie, N.G.     | 261              | 9,614            | 446              | 25               | 400              | 404                                | 402               | 10,733                                 | 970                          | ... - 90.9           |
| Australia                                                                   | Australie           | 47,646           | 57,793           | 31,428           | 61,892           | 73,305           | 32,270                             | 183,158           | 230,374                                | 92,039                       | 25.7 - 60.0          |
| Fiji                                                                        | Fidji               | 74               | 85               | 272              | 187              | 14               | 148                                | 368               | 256                                    | 523                          | - 30.3 104.0         |
| New-Zealand                                                                 | Nouv.-Zélande       | 10,266           | 9,629            | 13,039           | 10,875           | 12,765           | 7,494                              | 35,315            | 33,332                                 | 26,877                       | - 5.6 - 19.3         |
| Br. Oceania nes                                                             | Océanie br. nda     | 283              | 4                | 17               |                  | 55               | 7                                  | 287               | 473                                    | 27                           | 64.6 - 94.2          |
| French Oceania                                                              | Océanie fr.         | 14               | 216              | 112              | 3,806            | 128              | 339                                | 3,868             | 396                                    | 507                          | - 89.7 27.9          |
| U.S. Oceania                                                                | Océanie, E-U.       | 60               | 3,010            | 226              | 118              | 34               | 47                                 | 622               | 3,053                                  | 341                          | 391.0 - 88.8         |
| <b>Total</b>                                                                |                     | <b>58,603</b>    | <b>80,352</b>    | <b>45,540</b>    | <b>76,903</b>    | <b>86,700</b>    | <b>40,709</b>                      | <b>224,020</b>    | <b>278,617</b>                         | <b>121,284</b>               | <b>24.3 - 56.4</b>   |
| <b>South America</b><br><b>Amérique du sud</b>                              |                     |                  |                  |                  |                  |                  |                                    |                   |                                        |                              |                      |
| Guyana                                                                      | Guyane              | 836              | 1,951            | 439              | 998              | 1,364            | 154                                | 2,835             | 4,492                                  | 937                          | 58.4 - 79.1          |
| Falkland Is.                                                                | Iles Falkland       |                  |                  |                  |                  |                  |                                    |                   |                                        |                              |                      |
| Argentina                                                                   | Argentine           | 11,015           | 15,394           | 2,267            | 14,920           | 5,570            | 6,772                              | 37,268            | 28,439                                 | 12,494                       | - 23.7 - 56.0        |
| Bolivia                                                                     | Bolivie             | 714              | 120              | 4                | 1,158            | 2,680            | 34                                 | 2,729             | 3,033                                  | 111                          | 11.1 - 96.3          |
| Brazil                                                                      | Brésil              | 36,467           | 18,840           | 20,848           | 28,581           | 40,549           | 44,789                             | 113,874           | 80,536                                 | 74,979                       | - 29.2 - 6.9         |
| Chile                                                                       | Chili               | 9,511            | 4,052            | 2,859            | 6,810            | 10,216           | 5,331                              | 29,344            | 20,134                                 | 12,152                       | - 31.3 - 39.6        |
| Colombia                                                                    | Colombie            | 8,979            | 25,741           | 6,161            | 15,978           | 20,769           | 9,341                              | 35,180            | 53,978                                 | 24,422                       | 53.4 - 54.7          |
| Ecuador                                                                     | Equateur            | 5,766            | 5,943            | 1,572            | 4,032            | 4,347            | 3,212                              | 15,260            | 14,630                                 | 8,129                        | - 4.1 - 44.4         |
| French Guiana                                                               | Guyane fr.          | 5                |                  |                  |                  | 36               |                                    | 5                 | 36                                     | 14                           | 591.2 - 61.3         |
| Paraguay                                                                    | Paraguay            | 447              | 68               | 183              | 130              | 121              | 340                                | 630               | 236                                    | 640                          | - 62.5 170.7         |
| Peru                                                                        | Pérou               | 5,059            | 4,128            | 4,634            | 8,923            | 2,593            | 11,020                             | 18,370            | 10,298                                 | 20,300                       | - 43.9 97.1          |
| Surinam                                                                     | Surinam             | 380              | 264              | 273              | 362              | 341              | 330                                | 1,235             | 780                                    | 781                          | - 36.8 0.1           |
| Uruguay                                                                     | Uruguay             | 1,016            | 365              | 567              | 1,725            | 472              | 323                                | 5,451             | 5,135                                  | 1,546                        | - 5.8 - 69.9         |
| Venezuela                                                                   | Venezuela           | 35,190           | 31,907           | 20,197           | 65,158           | 38,635           | 21,942                             | 129,325           | 91,883                                 | 62,256                       | - 28.9 - 32.2        |
| <b>Total</b>                                                                |                     | <b>115,385</b>   | <b>108,774</b>   | <b>60,006</b>    | <b>148,775</b>   | <b>127,691</b>   | <b>103,588</b>                     | <b>391,507</b>    | <b>313,610</b>                         | <b>218,761</b>               | <b>- 19.9 - 30.2</b> |
| <b>Central America and Antilles</b><br><b>Amérique centrale et Antilles</b> |                     |                  |                  |                  |                  |                  |                                    |                   |                                        |                              |                      |
| Bahamas                                                                     | Iles Bahamas        | 2,244            | 1,840            | 2,339            | 1,978            | 2,059            | 3,414                              | 6,787             | 5,821                                  | 7,738                        | - 14.2 32.9          |
| Bermuda                                                                     | Bermudes            | 2,238            | 2,349            | 2,316            | 12,064           | 2,462            | 3,073                              | 16,261            | 6,892                                  | 7,536                        | - 57.6 9.3           |
| Belize                                                                      | Belize              | 356              | 124              | 138              | 391              | 202              | 110                                | 1,056             | 622                                    | 344                          | - 41.0 - 44.8        |
| Barbados                                                                    | Barbade             | 3,359            | 2,559            | 5,954            | 2,943            | 3,306            | 2,437                              | 8,956             | 8,448                                  | 10,711                       | - 5.6 26.7           |
| Jamaica                                                                     | Jamaïque            | 2,908            | 3,731            | 3,336            | 8,436            | 11,297           | 6,409                              | 17,151            | 20,518                                 | 15,052                       | 19.6 - 26.6          |
| Leew.-Wind. Is.                                                             | I. Leew.-Wind.      | 3,114            | 2,089            | 1,791            | 2,187            | 2,429            | 2,310                              | 6,620             | 5,895                                  | 6,135                        | 10.9 4.0             |
| Trinidad-Tobago                                                             | Trinidad-Tobago     | 8,653            | 8,660            | 14,470           | 7,124            | 10,459           | 17,027                             | 22,447            | 26,291                                 | 46,233                       | 17.1 75.8            |
| Costa Rica                                                                  | Costa Rica          | 2,369            | 2,015            | 498              | 770              | 2,481            | 1,766                              | 5,675             | 5,233                                  | 2,819                        | - 7.7 - 46.1         |
| Cuba                                                                        | Cuba                | 33,358           | 32,652           | 31,962           | 31,164           | 38,125           | 21,741                             | 103,535           | 100,296                                | 79,658                       | - 3.1 - 20.5         |
| Dominican Rep.                                                              | R. Dominicaine      | 4,304            | 4,815            | 5,037            | 4,747            | 4,448            | 4,495                              | 14,914            | 13,349                                 | 12,787                       | - 10.5 - 4.2         |
| El Salvador                                                                 | El Salvador         | 1,445            | 1,584            | 1,107            | 746              | 1,047            | 1,767                              | 3,739             | 3,216                                  | 5,073                        | - 14.0 57.7          |
| Fr. West Indies                                                             | Antilles fr.        | 138              | 614              | 96               | 166              | 184              | 139                                | 748               | 965                                    | 673                          | 29.0 - 30.2          |
| Guatemala                                                                   | Guatemala           | 1,060            | 1,999            | 1,067            | 1,912            | 1,109            | 1,183                              | 4,464             | 4,655                                  | 3,127                        | 4.2 - 32.8           |
| Haiti                                                                       | Haïti               | 1,421            | 1,389            | 955              | 4,916            | 1,068            | 3,273                              | 12,573            | 3,811                                  | 6,095                        | - 69.7 59.9          |
| Honduras                                                                    | Honduras            | 4,976            | 1,429            | 639              | 2,408            | 1,812            | 1,551                              | 9,311             | 4,076                                  | 2,819                        | - 56.2 - 30.8        |
| Mexico                                                                      | Mexique             | 52,334           | 42,286           | 22,544           | 60,025           | 38,460           | 30,584                             | 157,749           | 125,053                                | 86,588                       | - 20.7 - 30.7        |
| Neth. Antilles                                                              | Antilles néerl.     | 1,458            | 4,962            | 1,654            | 1,021            | 2,069            | 636                                | 3,483             | 9,635                                  | 3,133                        | 176.6 - 67.4         |
| Nicaragua                                                                   | Nicaragua           | 798              | 464              | 290              | 2,861            | 954              | 3,810                              | 4,223             | 2,197                                  | 4,954                        | - 47.9 125.4         |
| Panama                                                                      | Panama              | 2,482            | 5,314            | 1,673            | 5,912            | 4,893            | 2,199                              | 10,541            | 11,311                                 | 7,230                        | 7.3 - 36.0           |
| Puerto Rico                                                                 | Porto Rico          | 14,264           | 10,661           | 5,775            | 9,191            | 11,543           | 9,279                              | 32,615            | 29,301                                 | 23,414                       | - 10.1 - 20.1        |
| U.S. Virgin Is.                                                             | I. Vierges E-U      | 147              | 5,999            | 122              | 5,296            | 102              | 4,983                              | 5,655             | 6,195                                  | 5,384                        | 9.5 - 13.1           |
| <b>Total</b>                                                                |                     | <b>143,426</b>   | <b>137,532</b>   | <b>103,761</b>   | <b>166,257</b>   | <b>140,508</b>   | <b>122,187</b>                     | <b>448,501</b>    | <b>393,778</b>                         | <b>337,503</b>               | <b>- 12.2 - 14.3</b> |
| <b>North America</b><br><b>Amérique du nord</b>                             |                     |                  |                  |                  |                  |                  |                                    |                   |                                        |                              |                      |
| Greenland                                                                   | Groënland           | 297              | 151              | 118              | 120              | 308              | 273                                | 558               | 599                                    | 566                          | 7.3 - 5.4            |
| St Pierre-Miq.                                                              | St-Pierre-Miq.      | 2,491            | 3,941            | 789              | 1,123            | 1,670            | 2,179                              | 5,249             | 6,678                                  | 6,580                        | 27.2 - 1.4           |
| United States                                                               | Etats-Unis          | 4,237,740        | 4,587,338        | 5,019,730        | 4,559,332        | 5,061,994        | 5,364,976                          | 13,033,512        | 13,673,593                             | 15,030,969                   | 4.9 9.9              |
| <b>Total</b>                                                                |                     | <b>4,240,527</b> | <b>4,591,430</b> | <b>5,020,636</b> | <b>4,560,575</b> | <b>5,063,972</b> | <b>5,367,428</b>                   | <b>13,039,319</b> | <b>13,680,870</b>                      | <b>15,038,115</b>            | <b>4.9 9.9</b>       |
| <b>All Countries</b><br><b>Ensemble des pays</b>                            |                     | <b>6,176,813</b> | <b>6,577,771</b> | <b>6,605,261</b> | <b>6,822,101</b> | <b>7,416,140</b> | <b>7,205,944</b>                   | <b>19,493,116</b> | <b>19,840,154</b>                      | <b>20,012,935</b>            | <b>1.7 0.8</b>       |

... Percentage change exceeds 999 percent.

La variation en pourcentage est en excès de 999 pourcent.

TABLE X-3. DOMESTIC EXPORTS BY COMMODITY CATEGORY

TABLEAU X-3. EXPORTATIONS NATIONALES PAR CATEGORIE DE MARCHANDISES

| COMMODITY CATEGORY<br>(version française à droite) | February<br>Février                        |                  |                  | March<br>Mars    |                  |                  | January to March<br>Janvier à Mars |                  |                  |
|----------------------------------------------------|--------------------------------------------|------------------|------------------|------------------|------------------|------------------|------------------------------------|------------------|------------------|
|                                                    | 1981                                       | 1982             | 1983             | 1981             | 1982             | 1983             | 1981                               | 1982             | 1983             |
|                                                    | thousands of dollars - milliers de dollars |                  |                  |                  |                  |                  |                                    |                  |                  |
| <b>Live Animals</b>                                | <b>15,126</b>                              | <b>25,907</b>    | <b>32,532</b>    | <b>17,646</b>    | <b>30,051</b>    | <b>34,167</b>    | <b>47,687</b>                      | <b>72,125</b>    | <b>99,806</b>    |
| <b>Food, Feed, Beverages and Tobacco</b>           |                                            |                  |                  |                  |                  |                  |                                    |                  |                  |
| <b>Meat and fish</b>                               |                                            |                  |                  |                  |                  |                  |                                    |                  |                  |
| Meat, fresh, chilled or frozen                     | 55,317                                     | 59,892           | 66,718           | 53,130           | 65,723           | 76,494           | 155,231                            | 168,805          | 203,109          |
| Other meat and meat preparations                   | 1,992                                      | 2,572            | 3,011            | 2,404            | 2,898            | 4,143            | 7,012                              | 7,731            | 9,900            |
| Fish, whole or dressed, fresh or frozen            | 17,653                                     | 16,627           | 18,443           | 20,757           | 14,459           | 17,604           | 58,602                             | 45,783           | 56,390           |
| Fish, fillets and blocks, fresh or frozen          | 37,880                                     | 22,362           | 37,653           | 44,809           | 39,663           | 44,365           | 111,941                            | 80,296           | 110,010          |
| Fish, preserved, except canned                     | 15,349                                     | 13,269           | 13,367           | 17,581           | 13,492           | 17,188           | 52,485                             | 38,417           | 39,801           |
| Fish, canned                                       | 12,282                                     | 11,227           | 8,848            | 8,223            | 13,785           | 14,958           | 32,347                             | 44,023           | 33,513           |
| Other fishery foods and feeds                      | 15,676                                     | 11,487           | 13,368           | 18,461           | 15,980           | 19,006           | 57,589                             | 41,976           | 55,740           |
| <b>Sub-Total</b>                                   | <b>156,150</b>                             | <b>137,436</b>   | <b>161,406</b>   | <b>165,365</b>   | <b>165,999</b>   | <b>193,758</b>   | <b>475,207</b>                     | <b>427,032</b>   | <b>508,463</b>   |
| Dairy produce, eggs and honey                      | 11,937                                     | 20,224           | 33,529           | 19,155           | 17,491           | 30,586           | 44,531                             | 52,730           | 73,660           |
| <b>Cereals and preparations</b>                    |                                            |                  |                  |                  |                  |                  |                                    |                  |                  |
| Barley                                             | 31,855                                     | 45,646           | 32,982           | 53,406           | 75,800           | 49,945           | 153,172                            | 190,228          | 134,665          |
| Wheat                                              | 193,886                                    | 204,657          | 226,334          | 192,779          | 270,583          | 301,188          | 599,292                            | 622,671          | 738,420          |
| Other cereals, unmilled                            | 13,128                                     | 16,271           | 3,890            | 14,181           | 13,796           | 5,793            | 64,150                             | 53,242           | 19,079           |
| Hard spring wheat flour                            | 7,182                                      | 7,835            | 12,446           | 9,567            | 8,356            | 8,208            | 20,885                             | 23,146           | 32,968           |
| Other cereals, milled                              | 15,075                                     | 9,139            | 11,189           | 11,400           | 12,929           | 8,510            | 36,597                             | 32,344           | 28,454           |
| Cereal preparations                                | 6,282                                      | 7,735            | 8,928            | 6,350            | 8,475            | 10,114           | 19,512                             | 22,984           | 26,660           |
| <b>Sub-Total</b>                                   | <b>267,407</b>                             | <b>291,282</b>   | <b>295,769</b>   | <b>284,084</b>   | <b>389,938</b>   | <b>383,758</b>   | <b>893,608</b>                     | <b>944,615</b>   | <b>980,247</b>   |
| Fruits and fruit preparations                      | 7,650                                      | 7,083            | 5,472            | 7,210            | 6,924            | 7,163            | 25,181                             | 23,396           | 21,644           |
| Vegetables and vegetable preparations              | 31,693                                     | 28,694           | 22,489           | 35,575           | 25,665           | 23,254           | 93,867                             | 85,286           | 68,565           |
| Sugar and sugar preparations                       | 7,026                                      | 7,141            | 9,843            | 5,567            | 5,564            | 12,223           | 24,705                             | 20,573           | 30,145           |
| Other foods and materials for food                 | 10,817                                     | 8,104            | 7,635            | 9,983            | 10,536           | 9,990            | 31,600                             | 32,174           | 25,821           |
| Oil seed cake and meal                             | 4,345                                      | 1,964            | 2,423            | 1,598            | 4,448            | 1,518            | 8,566                              | 7,082            | 5,199            |
| Other feeds of vegetable origin                    | 10,320                                     | 7,155            | 10,819           | 6,765            | 11,960           | 15,485           | 26,142                             | 25,828           | 33,953           |
| Other fodder and feeds                             | 6,092                                      | 10,727           | 6,761            | 9,649            | 7,990            | 10,153           | 21,885                             | 24,630           | 25,855           |
| Whisky                                             | 22,284                                     | 22,876           | 18,954           | 24,261           | 18,774           | 22,329           | 72,676                             | 67,580           | 63,658           |
| Other beverages                                    | 6,820                                      | 10,792           | 11,166           | 9,813            | 10,953           | 12,644           | 24,609                             | 30,230           | 35,142           |
| Tobacco                                            | 15,608                                     | 20,077           | 24,015           | 25,136           | 14,753           | 13,903           | 52,544                             | 45,106           | 50,308           |
| <b>Total</b>                                       | <b>558,150</b>                             | <b>573,554</b>   | <b>610,282</b>   | <b>604,161</b>   | <b>690,995</b>   | <b>736,764</b>   | <b>1,795,121</b>                   | <b>1,786,263</b> | <b>1,922,658</b> |
| <b>Crude Materials, Inedible</b>                   |                                            |                  |                  |                  |                  |                  |                                    |                  |                  |
| Raw hides and skins                                | 8,620                                      | 10,560           | 8,524            | 9,532            | 14,278           | 8,995            | 27,846                             | 35,484           | 29,716           |
| Fur skins undressed                                | 18,359                                     | 19,736           | 12,611           | 30,748           | 28,186           | 28,193           | 64,719                             | 68,229           | 54,245           |
| Other crude animal products                        | 1,999                                      | 3,095            | 3,020            | 1,785            | 2,956            | 3,251            | 5,487                              | 8,286            | 8,581            |
| Seeds for sowing                                   | 3,820                                      | 6,193            | 10,938           | 4,105            | 3,619            | 12,859           | 12,948                             | 15,128           | 30,083           |
| Flaxseed                                           | 21,434                                     | 4,529            | 8,396            | 13,352           | 12,094           | 6,765            | 52,279                             | 20,043           | 16,458           |
| Rapeseed                                           | 42,922                                     | 27,586           | 36,240           | 44,191           | 41,680           | 42,215           | 123,562                            | 106,438          | 105,215          |
| Other oil seeds, oil nuts and oil kernels          | 5,332                                      | 4,742            | 3,298            | 8,375            | 6,139            | 4,777            | 29,565                             | 17,775           | 11,945           |
| Other crude vegetable products                     | 8,178                                      | 8,830            | 8,429            | 8,459            | 11,412           | 15,738           | 23,423                             | 25,556           | 32,846           |
| Pulpwood                                           | 2,818                                      | 971              | 752              | 3,004            | 516              | 148              | 9,285                              | 2,035            | 1,448            |
| Pulpwood chips                                     | 7,440                                      | 9,417            | 12,054           | 8,618            | 9,923            | 7,053            | 24,757                             | 27,637           | 23,571           |
| Other crude wood products                          | 8,348                                      | 6,997            | 22,098           | 7,720            | 3,893            | 14,421           | 23,250                             | 20,020           | 48,312           |
| Textile and related fibres                         | 6,056                                      | 8,254            | 7,966            | 9,577            | 8,242            | 8,636            | 21,742                             | 22,576           | 23,812           |
| <b>Metal ores, concentrates and scrap</b>          |                                            |                  |                  |                  |                  |                  |                                    |                  |                  |
| Iron ores and concentrates                         | 61,867                                     | 67,797           | 22,039           | 59,936           | 61,487           | 49,296           | 187,857                            | 195,216          | 118,385          |
| Scrap iron and steel                               | 7,631                                      | 4,161            | 3,330            | 8,081            | 5,046            | 5,768            | 22,980                             | 14,218           | 11,921           |
| Aluminum ores, concentrates and scrap              | 10,457                                     | 6,461            | 5,829            | 11,779           | 8,100            | 7,498            | 31,048                             | 21,082           | 21,665           |
| Copper in ores, concentrates and scrap             | 37,492                                     | 25,920           | 19,988           | 48,886           | 46,618           | 31,684           | 131,364                            | 99,151           | 94,947           |
| Lead in ores, concentrates and scrap               | 7,907                                      | 1,879            | 2,199            | 9,355            | 4,717            | 6,361            | 19,841                             | 12,216           | 9,301            |
| Nickel in ores, concentrates and scrap             | 28,776                                     | 47,384           | 15,188           | 48,092           | 63,380           | 13,059           | 138,482                            | 134,361          | 29,709           |
| Precious metals in ores, conc. and scrap           | 58,769                                     | 27,340           | 43,677           | 54,715           | 20,592           | 30,188           | 137,199                            | 66,883           | 94,883           |
| Zinc in ores, concentrates and scrap               | 7,524                                      | 25,949           | 14,016           | 15,507           | 14,795           | 18,808           | 43,603                             | 46,030           | 34,613           |
| Radioactive ores and concentrates                  | 13,461                                     | 2,217            | 16,977           | 4,784            | 30,115           | 7,609            | 23,323                             | 32,576           | 37,360           |
| Other metals in ores, concentrates and scrap       | 33,541                                     | 31,476           | 11,558           | 47,188           | 33,197           | 22,891           | 120,181                            | 100,641          | 51,202           |
| <b>Sub-Total</b>                                   | <b>267,425</b>                             | <b>240,586</b>   | <b>154,800</b>   | <b>308,322</b>   | <b>288,047</b>   | <b>193,161</b>   | <b>855,878</b>                     | <b>722,373</b>   | <b>503,986</b>   |
| Crude petroleum                                    | 272,098                                    | 248,218          | 314,158          | 245,972          | 208,024          | 207,924          | 771,050                            | 705,966          | 790,178          |
| Natural gas                                        | 437,561                                    | 516,328          | 528,112          | 385,388          | 458,836          | 442,384          | 1,274,940                          | 1,446,999        | 1,501,166        |
| Coal and other crude bituminous substances         | 93,054                                     | 78,845           | 104,353          | 47,857           | 131,836          | 75,720           | 268,808                            | 320,504          | 295,619          |
| Asbestos, unmanufactured                           | 42,665                                     | 43,903           | 25,313           | 58,088           | 43,640           | 50,698           | 138,038                            | 119,398          | 111,140          |
| Sulphur                                            | 43,464                                     | 78,013           | 51,493           | 47,416           | 72,612           | 21,526           | 198,566                            | 212,937          | 108,561          |
| Other crude non-metallic minerals                  | 9,082                                      | 9,063            | 4,285            | 6,205            | 7,170            | 6,430            | 23,755                             | 38,064           | 16,570           |
| Other waste and scrap materials                    | 3,702                                      | 3,801            | 3,943            | 3,919            | 5,429            | 5,262            | 12,528                             | 12,492           | 12,997           |
| <b>Total</b>                                       | <b>1,304,379</b>                           | <b>1,329,668</b> | <b>1,320,783</b> | <b>1,252,633</b> | <b>1,358,533</b> | <b>1,156,157</b> | <b>3,962,426</b>                   | <b>3,947,940</b> | <b>3,726,447</b> |

\* Principal trading areas; see note 9 page 45.  
... Percentage change exceeds 999 percent.

TABLE X-3. DOMESTIC EXPORTS BY COMMODITY CATEGORY

TABLEAU X-3. EXPORTATIONS NATIONALES PAR CATEGORIE DE MARCHANDISES

| Percentage Variation<br>Pourcentage          |        | JANUARY TO MARCH            |                               | 1983                          |                |                                   |                                  | JANVIER A MARS                 |                                                | CATEGORIE DE MARCHANDISES<br><br>(English titles at left of table) |
|----------------------------------------------|--------|-----------------------------|-------------------------------|-------------------------------|----------------|-----------------------------------|----------------------------------|--------------------------------|------------------------------------------------|--------------------------------------------------------------------|
| Jan. to March<br>Jan. à Mars<br>82/81        | 83/82  | United States<br>Etats-Unis | United Kingdom<br>Royaume-Uni | Other E.E.C.<br>Autres C.E.E. | Japan<br>Japon | Other O.E.C.D.<br>Autres O.C.D.E. | Other America<br>Autres Amérique | Other Countries<br>Autres pays |                                                |                                                                    |
| thousands of dollars - milliers de dollars   |        |                             |                               |                               |                |                                   |                                  |                                |                                                |                                                                    |
| 51.2                                         | 38.3   | 92,194                      | 534                           | 2,456                         | 593            | 184                               | 731                              | 3,115                          | Animaux vivants                                |                                                                    |
| Aliments, provendes, boissons et tabacs      |        |                             |                               |                               |                |                                   |                                  |                                |                                                |                                                                    |
| Viandes et poissons                          |        |                             |                               |                               |                |                                   |                                  |                                |                                                |                                                                    |
| 8.7                                          | 20.3   | 124,507                     | 4,877                         | 5,676                         | 62,062         | 1,445                             | 3,673                            | 869                            | Viandes fraîches, réfrigérées ou congelées     |                                                                    |
| 10.2                                         | 28.0   | 7,460                       | 30                            | 158                           | 107            | 9                                 | 2,136                            | 1                              | Autres viandes et préparations de viande       |                                                                    |
| - 21.8                                       | 23.1   | 27,350                      | 2,235                         | 17,430                        | 5,058          | 3,190                             | 388                              | 740                            | Poissons frais ou congelés                     |                                                                    |
| - 28.2                                       | 37.0   | 98,995                      | 2,980                         | 4,779                         | 249            | 2,609                             | 354                              | 43                             | Filets, blocs de poisson frais ou congelés     |                                                                    |
| - 26.8                                       | 3.6    | 11,193                      | 51                            | 4,421                         | 20             | 9,839                             | 13,870                           | 407                            | Poisson en conserve, sauf en boîtes            |                                                                    |
| 36.0                                         | - 23.8 | 5,276                       | 17,349                        | 2,356                         | 4,407          | 1,266                             |                                  | 2,859                          | Poissons, en boîtes                            |                                                                    |
| - 27.1                                       | 32.7   | 38,937                      | 1,629                         | 7,984                         | 4,322          | 2,368                             | 14                               | 485                            | Autres produits de la pêche                    |                                                                    |
| - 10.1                                       | 19.0   | 313,717                     | 29,152                        | 42,804                        | 71,818         | 23,867                            | 21,702                           | 5,403                          | Sous-Total                                     |                                                                    |
| 18.4                                         | 39.6   | 8,098                       | 1,581                         | 3,410                         | 1,591          | 144                               | 13,151                           | 45,683                         | Produits laitiers, oeufs et miel               |                                                                    |
| Céréales et préparations                     |        |                             |                               |                               |                |                                   |                                  |                                |                                                |                                                                    |
| 24.1                                         | - 29.2 | 7,557                       |                               | 23,586                        | 28,741         | 21,697                            | 3,242                            | 49,843                         | Orge                                           |                                                                    |
| 3.9                                          | 18.5   | 7,237                       | 55,915                        | 25,153                        | 72,812         | 11                                | 79,627                           | 497,665                        | Blé                                            |                                                                    |
| - 17.0                                       | - 64.1 | 6,963                       | 135                           | 389                           | 4,248          | 826                               | 3,898                            | 2,620                          | Autres céréales, non moulues                   |                                                                    |
| 10.8                                         | 42.4   | 177                         |                               | 31                            | 13             | 151                               | 10,617                           | 21,979                         | Farine de blé dur du printemps                 |                                                                    |
| - 11.6                                       | - 12.0 | 8,096                       | 441                           | 10                            | 10,165         | 28                                | 8,802                            | 912                            | Autres céréales, moulues                       |                                                                    |
| 17.7                                         | 15.9   | 24,844                      | 465                           | 71                            | 148            | 430                               | 659                              | 43                             | Préparations céréalières                       |                                                                    |
| 5.7                                          | 3.7    | 54,876                      | 56,956                        | 49,241                        | 116,125        | 23,142                            | 106,845                          | 573,062                        | Sous-Total                                     |                                                                    |
| - 7.0                                        | - 7.4  | 9,136                       | 2,577                         | 3,482                         | 703            | 1,173                             | 464                              | 4,110                          | Fruits et préparations de fruits               |                                                                    |
| - 9.1                                        | - 19.6 | 28,210                      | 10,802                        | 6,702                         | 2,137          | 4,541                             | 12,505                           | 3,668                          | Légumes et préparations de légumes             |                                                                    |
| - 16.7                                       | 46.5   | 27,215                      | 353                           | 127                           | 163            | 305                               | 1,839                            | 144                            | Sucre et préparations à base de sucre          |                                                                    |
| 1.8                                          | - 19.7 | 11,536                      | 771                           | 989                           | 866            | 1,567                             | 5,293                            | 4,800                          | Autres aliments et matières pour aliments      |                                                                    |
| - 17.3                                       | - 26.6 | 3,940                       |                               | 186                           | 19             |                                   |                                  | 1,054                          | Tourteaux et farine oléagineux                 |                                                                    |
| - 1.2                                        | 31.4   | 11,598                      | 1,170                         | 2,170                         | 18,121         | 134                               | 738                              | 22                             | Autres provendes d'origine végétale            |                                                                    |
| 12.5                                         | 4.9    | 10,053                      | 2,776                         | 4,360                         | 2,965          | 1,609                             | 2,368                            | 1,722                          | Autres fourrages et provendes                  |                                                                    |
| - 7.0                                        | - 5.8  | 61,772                      | 471                           | 499                           | 302            | 242                               | 298                              | 73                             | Whisky                                         |                                                                    |
| 22.8                                         | 16.2   | 34,845                      | 1                             | 43                            | 1              | 4                                 | 222                              | 26                             | Autres boissons                                |                                                                    |
| - 14.1                                       | 11.5   | 5,764                       | 16,753                        | 4,594                         | 18             | 1,783                             | 1,425                            | 19,972                         | Tabac                                          |                                                                    |
| - 0.5                                        | 7.6    | 580,760                     | 123,363                       | 118,421                       | 214,997        | 58,530                            | 166,849                          | 659,739                        | Total                                          |                                                                    |
| Matières brutes, non comestibles             |        |                             |                               |                               |                |                                   |                                  |                                |                                                |                                                                    |
| 27.4                                         | - 16.2 | 4,006                       | 425                           | 6,790                         | 1,177          | 2,814                             |                                  | 14,504                         | Peaux et cuirs bruts                           |                                                                    |
| 5.4                                          | - 20.5 | 16,641                      | 3,429                         | 10,281                        | 137            | 22,376                            | 70                               | 1,312                          | Pelleteries, non apprêtées                     |                                                                    |
| 51.0                                         | 3.5    | 3,863                       | 185                           | 2,182                         | 847            | 1,038                             | 74                               | 393                            | Autres produits bruts d'origine animale        |                                                                    |
| 16.8                                         | 98.8   | 26,168                      | 948                           | 1,294                         | 211            | 1,316                             | 45                               | 101                            | Graines de semence                             |                                                                    |
| - 61.6                                       | - 17.8 | 3,038                       |                               | 4,304                         | 7,963          | 955                               |                                  | 198                            | Graine de lin                                  |                                                                    |
| - 13.8                                       | - 1.1  | 14                          |                               | 4,026                         | 98,886         | 2,283                             | 6                                |                                | Graine de colza                                |                                                                    |
| - 39.8                                       | - 32.8 | 5,631                       | 135                           | 1,285                         | 1,189          | 585                               | 131                              | 2,989                          | Autres graines, noix et amandes oléagineuses   |                                                                    |
| 9.1                                          | 28.5   | 28,878                      | 46                            | 486                           | 1,404          | 87                                | 78                               | 1,867                          | Autres matières végétales brutes               |                                                                    |
| - 78.0                                       | - 28.8 | 949                         |                               | 298                           | 200            |                                   |                                  |                                | Bois à pâte                                    |                                                                    |
| 11.6                                         | - 14.7 | 15,878                      |                               |                               | 7,692          |                                   |                                  |                                | Copeaux de bois à pâte                         |                                                                    |
| - 13.9                                       | 141.3  | 7,755                       |                               | 389                           | 25,015         | 18                                | 246                              | 14,888                         | Autres matières en bois brut                   |                                                                    |
| 3.8                                          | 5.4    | 7,732                       | 277                           | 298                           | 236            | 908                               | 1,151                            | 13,211                         | Fibres textiles et connexes                    |                                                                    |
| Minerais, concentrés et déchets métallifères |        |                             |                               |                               |                |                                   |                                  |                                |                                                |                                                                    |
| 3.9                                          | - 39.3 | 124                         | 54,989                        | 47,111                        | 11,022         | 1,555                             |                                  | 3,583                          | Minerais et concentrés de fer                  |                                                                    |
| - 38.1                                       | - 16.1 | 9,798                       |                               | 1,383                         | 443            |                                   | 9                                | 288                            | Déchets de fer et d'acier                      |                                                                    |
| - 32.1                                       | 2.7    | 19,082                      | 255                           | 309                           | 1,647          | 158                               | 150                              | 65                             | Minerais, concentrés et déchets d'aluminium    |                                                                    |
| - 24.5                                       | 4.2    | 22,169                      | 47                            | 2,142                         | 44,206         | 6,257                             | 2,572                            | 17,554                         | Minerais, concentrés et déchets de cuivre      |                                                                    |
| - 38.4                                       | - 23.8 | 889                         | 445                           | 7,810                         |                | 123                               |                                  | 35                             | Minerais, concentrés et déchets de plomb       |                                                                    |
| - 2.9                                        | - 77.8 | 4,964                       | 800                           | 1,761                         | 76             | 21,522                            | 171                              | 415                            | Minerais, concentrés et déchets de nickel      |                                                                    |
| - 51.2                                       | 41.8   | 28,221                      | 15,088                        | 22,749                        | 26,070         | 1,265                             |                                  | 1,490                          | Minerais, conc. et déchets de métaux précieux  |                                                                    |
| 5.5                                          | - 24.8 | 1,852                       | 803                           | 25,005                        | 6,834          |                                   |                                  | 120                            | Minerais, concentrés et déchets de zinc        |                                                                    |
| 39.6                                         | 14.6   | 24,467                      | 12,893                        |                               |                |                                   |                                  |                                | Minerais et concentrés radioactifs             |                                                                    |
| - 16.2                                       | - 49.1 | 9,554                       | 7,676                         | 24,733                        | 5,328          | 2,799                             | 360                              | 752                            | Autres minerais, conc. et déchets métallifères |                                                                    |
| - 15.6                                       | - 30.2 | 121,120                     | 92,996                        | 133,003                       | 95,626         | 33,679                            | 3,261                            | 24,302                         | Sous-Total                                     |                                                                    |
| - 8.4                                        | 11.9   | 790,178                     |                               |                               |                |                                   |                                  |                                | Pétrole brut                                   |                                                                    |
| 13.4                                         | 3.7    | 1,501,166                   |                               |                               |                |                                   |                                  |                                | Gaz naturel                                    |                                                                    |
| 19.2                                         | - 7.7  | 25,626                      |                               | 30,386                        | 175,323        |                                   | 8,309                            | 55,975                         | Charbon et substances bitumineuses brutes      |                                                                    |
| - 13.5                                       | - 6.9  | 15,471                      | 4,930                         | 25,910                        | 8,792          | 7,065                             | 8,346                            | 40,626                         | Amiante, non ouvré                             |                                                                    |
| 7.2                                          | - 49.0 | 15,279                      | 2,241                         | 5,738                         |                | 18,840                            | 13,532                           | 52,930                         | Soufre                                         |                                                                    |
| 60.2                                         | - 56.4 | 15,493                      | 22                            | 642                           | 40             | 36                                | 120                              | 217                            | Autres minéraux non métalliques bruts          |                                                                    |
| - 0.2                                        | 4.0    | 10,480                      | 1                             | 426                           | 894            | 71                                | 4                                | 1,121                          | Autres déchets et matières de rebut            |                                                                    |
| - 0.3                                        | - 5.6  | 2,615,366                   | 105,634                       | 227,738                       | 425,631        | 92,069                            | 35,374                           | 224,634                        | Total                                          |                                                                    |

\* Marchés principaux; voir note 9 page 45.

... La variation en pourcentage est en excès de 999 pourcent.

TABLE X-3. DOMESTIC EXPORTS BY COMMODITY CATEGORY

TABLEAU X-3. EXPORTATIONS NATIONALES PAR CATEGORIE DE MARCHANDISES

| COMMODITY CATEGORY<br>(version française à droite) | February<br>Février                        |                  |                  | March<br>Mars    |                  |                  | January to March<br>Janvier à Mars |                  |                  |
|----------------------------------------------------|--------------------------------------------|------------------|------------------|------------------|------------------|------------------|------------------------------------|------------------|------------------|
|                                                    | 1981                                       | 1982             | 1983             | 1981             | 1982             | 1983             | 1981                               | 1982             | 1983             |
|                                                    | thousands of dollars - milliers de dollars |                  |                  |                  |                  |                  |                                    |                  |                  |
| <b>Fabricated Materials, Inedible</b>              |                                            |                  |                  |                  |                  |                  |                                    |                  |                  |
| Leather and leather fabricated materials           | 3,504                                      | 2,838            | 2,497            | 3,400            | 3,991            | 3,141            | 10,006                             | 9,964            | 7,884            |
| <b>Wood and paper</b>                              |                                            |                  |                  |                  |                  |                  |                                    |                  |                  |
| Lumber, softwood                                   | 256,171                                    | 188,725          | 314,301          | 298,325          | 238,366          | 301,110          | 805,888                            | 603,781          | 889,217          |
| Lumber, hardwood                                   | 6,305                                      | 6,140            | 5,136            | 6,750            | 5,658            | 6,829            | 22,956                             | 17,370           | 18,329           |
| Shingles and shakes                                | 14,510                                     | 7,233            | 15,110           | 17,306           | 11,640           | 13,568           | 47,080                             | 26,481           | 42,018           |
| Other sawmill products                             | 1,326                                      | 884              | 1,156            | 1,501            | 1,027            | 1,477            | 4,204                              | 3,122            | 3,751            |
| Veneer                                             | 7,952                                      | 7,007            | 9,379            | 8,582            | 8,945            | 10,245           | 24,858                             | 22,711           | 28,084           |
| Plywood                                            | 12,273                                     | 7,507            | 10,345           | 18,713           | 17,680           | 25,233           | 43,687                             | 38,245           | 46,546           |
| Other wood fabricated materials                    | 16,177                                     | 13,543           | 17,012           | 19,750           | 14,685           | 22,085           | 54,881                             | 38,347           | 53,766           |
| Wood pulp and similar pulp                         | 303,244                                    | 272,375          | 222,244          | 355,636          | 352,465          | 265,594          | 1,010,086                          | 910,690          | 693,434          |
| Newsprint paper                                    | 326,321                                    | 359,946          | 282,227          | 356,639          | 409,638          | 318,620          | 1,021,393                          | 1,089,529        | 907,314          |
| Other paper for printing                           | 23,633                                     | 34,314           | 25,280           | 26,015           | 37,268           | 27,800           | 76,747                             | 102,527          | 82,516           |
| Paperboard                                         | 23,972                                     | 10,099           | 8,305            | 17,593           | 16,384           | 16,978           | 62,065                             | 36,335           | 38,871           |
| Other paper                                        | 30,046                                     | 26,577           | 31,215           | 33,075           | 33,610           | 41,562           | 94,923                             | 85,102           | 104,308          |
| <b>Sub-Total</b>                                   | <b>1,021,932</b>                           | <b>934,348</b>   | <b>941,711</b>   | <b>1,159,885</b> | <b>1,147,366</b> | <b>1,051,100</b> | <b>3,268,770</b>                   | <b>2,974,240</b> | <b>2,908,154</b> |
| <b>Textiles</b>                                    |                                            |                  |                  |                  |                  |                  |                                    |                  |                  |
| Yarn, thread, cordage, twine and rope              | 8,372                                      | 7,291            | 7,638            | 7,754            | 7,142            | 7,616            | 23,273                             | 21,270           | 20,922           |
| Cotton broad woven fabrics                         | 865                                        | 687              | 945              | 874              | 837              | 1,299            | 2,674                              | 2,106            | 3,381            |
| Other broad woven fabrics                          | 5,797                                      | 4,701            | 4,000            | 6,748            | 6,798            | 4,160            | 17,818                             | 16,716           | 11,641           |
| Other textile fabricated materials                 | 6,912                                      | 6,807            | 6,298            | 7,346            | 9,337            | 6,249            | 22,191                             | 23,265           | 17,833           |
| <b>Sub-Total</b>                                   | <b>21,946</b>                              | <b>19,486</b>    | <b>18,881</b>    | <b>22,722</b>    | <b>24,114</b>    | <b>19,323</b>    | <b>65,957</b>                      | <b>63,357</b>    | <b>53,777</b>    |
| Oils, fats, waxes, extracts and derivatives        | 12,804                                     | 17,530           | 15,740           | 13,145           | 23,589           | 17,358           | 46,479                             | 61,862           | 44,800           |
| <b>Chemicals</b>                                   |                                            |                  |                  |                  |                  |                  |                                    |                  |                  |
| Chemical elements                                  | 7,775                                      | 7,508            | 16,332           | 12,495           | 21,319           | 10,099           | 31,272                             | 45,224           | 43,223           |
| Other inorganic chemicals                          | 68,437                                     | 91,526           | 82,694           | 73,819           | 75,294           | 83,859           | 235,507                            | 233,137          | 232,521          |
| Organic chemicals                                  | 86,879                                     | 99,899           | 74,327           | 91,971           | 82,155           | 144,351          | 268,010                            | 255,843          | 301,449          |
| Fertilizers and fertilizer materials               | 120,415                                    | 89,478           | 109,620          | 141,952          | 102,294          | 100,081          | 387,706                            | 297,164          | 294,359          |
| Synthetic rubber and plastic materials             | 44,359                                     | 40,953           | 36,158           | 46,891           | 52,283           | 45,096           | 137,167                            | 135,706          | 121,671          |
| Plastics basic shapes and forms                    | 11,117                                     | 10,928           | 13,904           | 12,705           | 13,219           | 15,715           | 34,821                             | 35,553           | 43,011           |
| Other chemical products                            | 11,378                                     | 15,513           | 22,945           | 19,824           | 21,090           | 21,732           | 50,810                             | 57,843           | 65,052           |
| <b>Sub-Total</b>                                   | <b>350,360</b>                             | <b>355,805</b>   | <b>355,980</b>   | <b>399,657</b>   | <b>367,655</b>   | <b>420,934</b>   | <b>1,145,294</b>                   | <b>1,060,469</b> | <b>1,101,286</b> |
| Petroleum and coal products                        | 241,631                                    | 231,377          | 225,075          | 222,666          | 182,713          | 212,551          | 809,192                            | 671,315          | 672,707          |
| <b>Iron and steel</b>                              |                                            |                  |                  |                  |                  |                  |                                    |                  |                  |
| Ferro-alloys                                       | 3,925                                      | 5,393            | 3,362            | 4,959            | 5,479            | 2,820            | 14,121                             | 14,942           | 8,604            |
| Primary iron and steel                             | 25,098                                     | 14,092           | 12,490           | 46,510           | 13,143           | 25,118           | 84,923                             | 43,333           | 49,717           |
| Castings and forgings, steel                       | 14,994                                     | 17,057           | 12,406           | 18,560           | 16,576           | 12,260           | 48,633                             | 48,485           | 37,100           |
| Bars and rods, steel                               | 29,398                                     | 19,943           | 17,097           | 34,247           | 22,363           | 27,703           | 110,670                            | 59,705           | 62,881           |
| Plate, sheet and strip, steel                      | 49,078                                     | 34,511           | 31,091           | 60,206           | 37,475           | 36,054           | 160,457                            | 100,462          | 99,293           |
| Railway track material                             | 9,325                                      | 9,295            | 517              | 9,248            | 4,619            | 739              | 28,936                             | 16,404           | 2,689            |
| Other iron and steel and alloys                    | 61,572                                     | 52,818           | 25,258           | 72,982           | 65,742           | 33,287           | 187,920                            | 163,643          | 86,413           |
| <b>Sub-Total</b>                                   | <b>193,390</b>                             | <b>153,109</b>   | <b>102,221</b>   | <b>246,712</b>   | <b>165,398</b>   | <b>137,981</b>   | <b>635,660</b>                     | <b>446,975</b>   | <b>346,697</b>   |
| <b>Non-ferrous metals</b>                          |                                            |                  |                  |                  |                  |                  |                                    |                  |                  |
| Aluminum, including alloys                         | 139,800                                    | 103,952          | 119,738          | 142,058          | 137,689          | 139,875          | 403,368                            | 330,090          | 353,555          |
| Copper and alloys                                  | 59,684                                     | 68,741           | 35,542           | 69,094           | 64,620           | 54,358           | 168,286                            | 182,367          | 133,015          |
| Lead, including alloys                             | 12,282                                     | 8,194            | 6,571            | 9,259            | 11,860           | 6,027            | 30,751                             | 26,276           | 20,520           |
| Nickel and alloys                                  | 61,865                                     | 75,744           | 24,748           | 67,343           | 77,819           | 37,627           | 187,304                            | 206,212          | 90,013           |
| Precious metals, including alloys                  | 193,763                                    | 95,652           | 138,165          | 135,885          | 210,943          | 141,087          | 454,995                            | 438,038          | 478,690          |
| Zinc, including alloys                             | 51,827                                     | 42,153           | 32,059           | 43,482           | 40,161           | 47,976           | 130,129                            | 123,242          | 112,665          |
| Other non-ferrous metals and alloys                | 9,280                                      | 7,446            | 5,052            | 8,209            | 8,358            | 7,000            | 28,049                             | 24,573           | 16,368           |
| <b>Sub-Total</b>                                   | <b>528,500</b>                             | <b>401,880</b>   | <b>361,873</b>   | <b>475,330</b>   | <b>551,451</b>   | <b>433,951</b>   | <b>1,402,882</b>                   | <b>1,330,798</b> | <b>1,204,826</b> |
| Metal fabricated basic products                    | 44,884                                     | 46,134           | 46,840           | 52,502           | 51,615           | 49,678           | 141,974                            | 142,529          | 142,065          |
| Abrasive basic products                            | 11,424                                     | 12,211           | 10,152           | 13,738           | 12,196           | 11,965           | 36,483                             | 35,486           | 30,507           |
| Other non-metallic mineral basic products          | 19,981                                     | 17,629           | 17,462           | 20,748           | 18,982           | 18,725           | 64,348                             | 52,237           | 56,379           |
| Electricity                                        | 81,133                                     | 111,540          | 89,974           | 113,667          | 92,536           | 94,137           | 283,774                            | 312,430          | 279,785          |
| Other fabricated materials inedible                | 13,275                                     | 14,704           | 12,250           | 13,891           | 14,357           | 17,354           | 37,418                             | 40,945           | 40,258           |
| <b>Total</b>                                       | <b>2,544,763</b>                           | <b>2,318,590</b> | <b>2,200,656</b> | <b>2,758,064</b> | <b>2,655,961</b> | <b>2,488,198</b> | <b>7,948,238</b>                   | <b>7,202,607</b> | <b>6,889,125</b> |

\* Principal trading areas; see note 9 page 45.

... Percentage change exceeds 999 percent.



TABLE X-3. DOMESTIC EXPORTS BY COMMODITY CATEGORY

TABLEAU X-3. EXPORTATIONS NATIONALES PAR CATEGORIE DE MARCHANDISES

|                                            |        | JANUARY TO MARCH |                   |                  | 1983    |                    |                    |                    | JANVIER A MARS |  |  |  | CATEGORIE DE MARCHANDISES<br>(English titles at left of table) |
|--------------------------------------------|--------|------------------|-------------------|------------------|---------|--------------------|--------------------|--------------------|----------------|--|--|--|----------------------------------------------------------------|
| Percentage<br>Variation<br>Pourcentage     |        | United<br>States | United<br>Kingdom | Other<br>E.E.C.  | Japan   | Other<br>O.E.C.D.  | Other<br>America   | Other<br>Countries |                |  |  |  |                                                                |
| Jan. to March<br>Jan. à Mars               | 82/81  | Etats<br>-Unis   | Royaume<br>-Uni   | Autres<br>C.E.E. | Japon   | Autres<br>O.C.D.E. | Autres<br>Amérique | Autres<br>pays     |                |  |  |  |                                                                |
| thousands of dollars - milliers de dollars |        |                  |                   |                  |         |                    |                    |                    |                |  |  |  |                                                                |
|                                            |        |                  |                   |                  |         |                    |                    |                    |                |  |  |  | <b>Matières travaillées, non comestibles</b>                   |
| - 0.4                                      | - 20.8 | 6,775            | 470               | 21               | 11      | 13                 | 137                | 458                |                |  |  |  | Cuir et demi-produits en cuir                                  |
|                                            |        |                  |                   |                  |         |                    |                    |                    |                |  |  |  | <b>Bois et papier</b>                                          |
| - 25.0                                     | 47.2   | 650,899          | 38,635            | 33,996           | 102,701 | 13,002             | 3,723              | 46,261             |                |  |  |  | Bois d'oeuvre, résineux                                        |
| - 24.3                                     | 5.5    | 6,360            | 1,887             | 7,386            | 356     | 611                | 96                 | 1,631              |                |  |  |  | Bois d'oeuvre, feuillus                                        |
| - 43.7                                     | 58.6   | 41,101           | 129               | 661              | 12      | 100                | 15                 |                    |                |  |  |  | Bardeaux et bardeaux pour façade                               |
| - 25.7                                     | 20.1   | 3,474            | 125               | 145              | 4       |                    | 3                  |                    |                |  |  |  | Autres sciages                                                 |
| - 8.6                                      | 23.6   | 22,209           | 105               | 3,222            | 198     | 970                | 57                 | 1,323              |                |  |  |  | Placages                                                       |
| - 12.4                                     | 21.7   | 6,605            | 24,305            | 13,821           | 1,085   | 538                | 148                | 43                 |                |  |  |  | Contre-plaqué                                                  |
| - 30.1                                     | 40.2   | 46,398           | 3,348             | 2,131            | 86      | 324                | 821                | 658                |                |  |  |  | Autres demi-produits en bois                                   |
| - 9.8                                      | - 23.8 | 386,443          | 20,546            | 148,633          | 80,033  | 11,418             | 3,626              | 42,735             |                |  |  |  | Pâte de bois et pâte similaire                                 |
| 6.6                                        | - 16.7 | 742,333          | 73,433            | 19,837           | 1,131   | 5,626              | 44,387             | 20,566             |                |  |  |  | Papier journal                                                 |
| 33.5                                       | - 19.5 | 81,692           | 130               | 2                |         | 403                | 262                | 27                 |                |  |  |  | Autre papier à imprimerie                                      |
| - 41.4                                     | 6.9    | 15,064           | 5,324             | 7,273            | 3,922   | 981                | 4,496              | 1,811              |                |  |  |  | Carton                                                         |
| - 10.3                                     | 22.5   | 77,140           | 5,598             | 4,396            | 4,521   | 1,874              | 2,984              | 7,796              |                |  |  |  | Autre papier                                                   |
| - 9.0                                      | - 2.2  | 2,079,717        | 173,565           | 241,504          | 194,051 | 35,848             | 60,618             | 122,852            |                |  |  |  | <b>Sous-Total</b>                                              |
|                                            |        |                  |                   |                  |         |                    |                    |                    |                |  |  |  | <b>Textiles</b>                                                |
| - 8.6                                      | - 1.6  | 7,546            | 3,358             | 3,526            | 18      | 3,459              | 487                | 2,528              |                |  |  |  | Filés, fil, cordage, ficelle et corde                          |
| - 21.2                                     | 60.5   | 2,381            | 84                | 10               |         | 61                 | 214                | 631                |                |  |  |  | Tissus de coton larges                                         |
| - 6.1                                      | - 30.3 | 5,059            | 2,237             | 982              | 5       | 755                | 1,501              | 1,103              |                |  |  |  | Autres tissus larges                                           |
| 4.8                                        | - 23.3 | 8,497            | 1,164             | 587              | 391     | 1,732              | 2,625              | 2,836              |                |  |  |  | Autres demi-produits en matières textiles                      |
| - 3.9                                      | - 15.1 | 23,483           | 6,843             | 5,104            | 414     | 6,007              | 4,827              | 7,099              |                |  |  |  | <b>Sous-Total</b>                                              |
| 33.0                                       | - 27.5 | 5,692            | 980               | 6,407            | 3,089   | 654                | 2,355              | 25,624             |                |  |  |  | Huiles, mat. grasses, cires, extraits, dérivés                 |
|                                            |        |                  |                   |                  |         |                    |                    |                    |                |  |  |  | <b>Produits chimiques</b>                                      |
| 44.6                                       | - 4.4  | 21,500           | 16,447            | 2,729            | 1,103   | 296                | 715                | 433                |                |  |  |  | Eléments chimiques                                             |
| - 1.0                                      | - 0.2  | 198,124          | 820               | 25,459           | 3,429   | 2,566              | 1,291              | 831                |                |  |  |  | Autres produits chimiques inorganiques                         |
| - 4.5                                      | 17.8   | 168,956          | 3,275             | 50,032           | 41,484  | 11,102             | 7,348              | 19,253             |                |  |  |  | Produits chimiques organiques                                  |
| - 23.3                                     | - 0.9  | 223,029          | 107               | 1,573            | 20,059  | 5,007              | 3,795              | 40,788             |                |  |  |  | Engrais et matières fertilisantes                              |
| - 1.0                                      | - 10.3 | 67,747           | 4,427             | 4,922            | 3,606   | 7,172              | 10,717             | 23,081             |                |  |  |  | Caoutchouc synthétique et matières plastiques                  |
| 2.1                                        | 20.9   | 32,368           | 1,346             | 1,145            | 9       | 2,084              | 1,681              | 4,379              |                |  |  |  | Formes de base en matières plastiques                          |
| 13.8                                       | 12.4   | 46,578           | 554               | 10,401           | 67      | 901                | 3,145              | 3,407              |                |  |  |  | Autres produits chimiques                                      |
| - 7.4                                      | 3.8    | 758,302          | 26,975            | 96,262           | 69,756  | 29,128             | 28,691             | 92,172             |                |  |  |  | <b>Sous-Total</b>                                              |
| - 17.0                                     | 0.2    | 655,787          | 189               | 356              | 8,736   | 129                | 5,457              | 2,053              |                |  |  |  | Dérivés du pétrole et du charbon                               |
|                                            |        |                  |                   |                  |         |                    |                    |                    |                |  |  |  | <b>Fer et acier</b>                                            |
| 5.8                                        | - 42.4 | 5,181            | 58                | 180              | 2,925   |                    |                    | 261                |                |  |  |  | Ferro-alliages                                                 |
| - 48.9                                     | 14.7   | 38,362           |                   | 9,710            |         | 1,469              | 145                | 32                 |                |  |  |  | Fer et acier primaires                                         |
| - 0.3                                      | - 23.4 | 35,978           | 4                 | 167              |         | 111                | 822                | 18                 |                |  |  |  | Moulages et pièces forgées en acier                            |
| - 46.0                                     | 5.3    | 48,869           | 1,116             | 1,141            | 2       | 710                | 2,238              | 8,805              |                |  |  |  | Barres et liges en acier                                       |
| - 37.3                                     | - 1.1  | 78,541           | 136               | 1,126            | 467     | 1,297              | 13,817             | 3,908              |                |  |  |  | Tôles, feuilles et feuillards d'acier                          |
| - 43.3                                     | - 83.6 | 2,674            |                   |                  |         | 15                 |                    |                    |                |  |  |  | Matériel de voie ferrée                                        |
| - 12.9                                     | - 47.2 | 81,972           | 1,677             | 323              | 28      | 93                 | 1,421              | 900                |                |  |  |  | Autres fer, acier et alliages                                  |
| - 29.6                                     | - 22.4 | 291,576          | 2,991             | 12,647           | 3,422   | 3,694              | 18,443             | 13,923             |                |  |  |  | <b>Sous-Total</b>                                              |
|                                            |        |                  |                   |                  |         |                    |                    |                    |                |  |  |  | <b>Métaux non-ferreux</b>                                      |
| - 18.1                                     | 7.1    | 258,817          | 906               | 6,244            | 41,427  | 1,875              | 4,910              | 39,375             |                |  |  |  | Aluminium, y compris alliages                                  |
| 8.3                                        | - 27.0 | 81,692           | 23,457            | 21,194           | 15      | 3,304              | 2,309              | 1,044              |                |  |  |  | Cuivre et alliages                                             |
| - 14.5                                     | - 21.9 | 7,625            | 4,276             | 5,160            | 10      | 635                |                    | 2,814              |                |  |  |  | Plomb, y compris alliages                                      |
| 10.0                                       | - 56.3 | 45,589           | 1,700             | 23,907           | 4,702   | 305                | 2,089              | 11,722             |                |  |  |  | Nickel et alliages                                             |
| - 3.7                                      | 9.2    | 472,886          | 2,044             | 4                |         |                    | 3,756              |                    |                |  |  |  | Métaux précieux, y compris alliages                            |
| - 5.3                                      | - 8.5  | 69,202           | 6,077             | 3,467            | 350     | 1,651              | 2,000              | 29,919             |                |  |  |  | Zinc, y compris alliages                                       |
| - 12.4                                     | - 33.4 | 12,408           | 1,466             | 360              | 1,260   | 173                | 110                | 592                |                |  |  |  | Autres métaux non-ferreux et alliages                          |
| - 5.1                                      | - 9.4  | 948,219          | 39,927            | 60,336           | 47,764  | 7,941              | 15,174             | 85,465             |                |  |  |  | <b>Sous-Total</b>                                              |
| 0.3                                        | - 0.3  | 110,652          | 2,829             | 3,990            | 472     | 2,843              | 4,800              | 16,479             |                |  |  |  | Ouvrages de base en métal                                      |
| - 2.7                                      | - 14.0 | 28,551           | 122               | 642              | 489     | 502                | 67                 | 134                |                |  |  |  | Produits de base en abrasifs                                   |
| - 18.8                                     | 7.9    | 45,942           | 1,988             | 942              | 111     | 1,686              | 2,554              | 3,156              |                |  |  |  | Autres produits minéraux non-métal. de base                    |
| 10.0                                       | - 10.4 | 279,785          |                   |                  |         |                    |                    |                    |                |  |  |  | Electricité                                                    |
| 9.4                                        | - 1.6  | 31,992           | 621               | 2,121            | 102     | 1,250              | 1,174              | 2,999              |                |  |  |  | Autres matières travaillées, non comestibles                   |
| - 9.3                                      | - 4.3  | 5,266,473        | 257,501           | 430,331          | 328,417 | 89,694             | 144,297            | 372,413            |                |  |  |  | <b>Total</b>                                                   |

\* Marchés principaux; voir note 9 page 45.

... La variation en pourcentage est en excès de 999 pourcent.

TABLE X-3. DOMESTIC EXPORTS BY COMMODITY CATEGORY

TABLEAU X-3. EXPORTATIONS NATIONALES PAR CATEGORIE DE MARCHANDISES

| COMMODITY CATEGORY<br>(version française à droite) | February<br>Février |                  |                  | March<br>Mars    |                  |                  | January to March<br>Janvier à Mars |                   |                   |
|----------------------------------------------------|---------------------|------------------|------------------|------------------|------------------|------------------|------------------------------------|-------------------|-------------------|
|                                                    | 1981                | 1982             | 1983             | 1981             | 1982             | 1983             | 1981                               | 1982              | 1983              |
| thousands of dollars - milliers de dollars         |                     |                  |                  |                  |                  |                  |                                    |                   |                   |
| <b>End Products, Inedible</b>                      |                     |                  |                  |                  |                  |                  |                                    |                   |                   |
| <b>Industrial machinery</b>                        |                     |                  |                  |                  |                  |                  |                                    |                   |                   |
| Engines and turbines, general purpose              | 10,118              | 15,351           | 6,303            | 17,048           | 11,908           | 5,930            | 37,024                             | 55,733            | 18,847            |
| Electric generators and motors                     | 5,029               | 5,192            | 3,669            | 8,670            | 6,104            | 8,033            | 24,958                             | 21,044            | 21,026            |
| Other general purpose industrial machinery         | 29,330              | 36,728           | 26,482           | 39,245           | 35,797           | 29,975           | 102,263                            | 103,281           | 87,598            |
| Materials handling machinery and equipment         | 19,250              | 20,757           | 23,392           | 29,218           | 27,330           | 21,412           | 75,512                             | 67,519            | 83,545            |
| Drilling, excavating, mining machinery             | 39,968              | 54,389           | 20,191           | 58,359           | 72,051           | 29,446           | 150,231                            | 206,154           | 84,243            |
| Metalworking machinery                             | 13,981              | 28,988           | 11,556           | 18,870           | 33,480           | 16,206           | 51,327                             | 81,631            | 40,674            |
| Woodworking machinery and equipment                | 9,760               | 8,690            | 5,725            | 8,642            | 6,957            | 6,486            | 30,294                             | 24,192            | 20,642            |
| Construction machinery and equipment               | 7,786               | 12,623           | 5,614            | 11,145           | 19,359           | 11,850           | 30,712                             | 41,932            | 28,716            |
| Plastics industry machinery and equipment          | 10,387              | 12,546           | 11,860           | 12,472           | 13,671           | 17,558           | 32,087                             | 35,667            | 45,110            |
| Pulp and paper industries machinery                | 7,156               | 6,667            | 4,035            | 7,813            | 8,166            | 5,723            | 21,824                             | 27,028            | 13,727            |
| Other special industries machinery                 | 24,409              | 12,573           | 10,495           | 20,130           | 15,337           | 15,894           | 61,581                             | 37,658            | 37,806            |
| <b>Sub-Total</b>                                   | <b>177,173</b>      | <b>214,503</b>   | <b>129,323</b>   | <b>231,612</b>   | <b>250,161</b>   | <b>168,513</b>   | <b>617,813</b>                     | <b>701,839</b>    | <b>481,934</b>    |
| <b>Agricultural machinery and tractors</b>         |                     |                  |                  |                  |                  |                  |                                    |                   |                   |
| Soil preparation, seeding, fertilizing mach.       | 10,772              | 8,848            | 7,253            | 13,524           | 10,996           | 11,023           | 30,995                             | 30,000            | 21,946            |
| Combine reaper-threshers and parts                 | 17,925              | 9,475            | 4,706            | 19,255           | 25,808           | 12,107           | 51,880                             | 38,169            | 22,292            |
| Other haying and harvesting machinery              | 7,228               | 6,181            | 3,325            | 8,970            | 7,441            | 3,395            | 23,586                             | 17,277            | 9,829             |
| Other agricultural machinery and equipment         | 14,174              | 13,837           | 10,693           | 17,929           | 16,609           | 15,276           | 44,999                             | 43,584            | 38,601            |
| Tractors                                           | 16,927              | 24,216           | 11,533           | 25,285           | 21,170           | 9,100            | 60,690                             | 68,288            | 35,957            |
| <b>Sub-Total</b>                                   | <b>67,026</b>       | <b>62,556</b>    | <b>37,510</b>    | <b>84,962</b>    | <b>82,024</b>    | <b>50,901</b>    | <b>212,150</b>                     | <b>197,318</b>    | <b>128,625</b>    |
| <b>Transportation equipment</b>                    |                     |                  |                  |                  |                  |                  |                                    |                   |                   |
| Railway and street railway rolling stock           | 30,070              | 56,613           | 20,217           | 19,825           | 24,795           | 22,261           | 57,762                             | 98,891            | 85,670            |
| Passenger automobiles and chassis                  | 270,926             | 607,404          | 750,562          | 462,048          | 655,225          | 744,979          | 1,013,946                          | 1,588,491         | 2,078,936         |
| Trucks, truck tractors and chassis                 | 206,501             | 301,088          | 344,452          | 235,310          | 404,995          | 363,904          | 630,967                            | 907,155           | 973,784           |
| Other motor vehicles                               | 29,494              | 46,007           | 14,271           | 46,299           | 30,381           | 19,023           | 103,386                            | 107,148           | 48,883            |
| Motor vehicle engines and parts                    | 45,615              | 64,278           | 119,477          | 39,585           | 81,465           | 160,213          | 122,472                            | 184,626           | 347,741           |
| Motor vehicle parts, except engines                | 275,002             | 290,714          | 370,583          | 331,737          | 336,803          | 445,815          | 867,954                            | 876,458           | 1,152,415         |
| Ships, boats and parts                             | 9,814               | 11,881           | 6,804            | 15,021           | 11,348           | 8,160            | 34,339                             | 36,031            | 30,254            |
| Aircraft complete with engines                     | 17,746              | 34,863           | 30,097           | 12,936           | 89,843           | 49,400           | 37,690                             | 149,391           | 84,960            |
| Aircraft engines and parts                         | 47,988              | 41,374           | 42,138           | 53,327           | 56,215           | 49,723           | 148,088                            | 142,852           | 129,454           |
| Aircraft parts, except engines                     | 60,497              | 47,923           | 60,383           | 57,672           | 55,234           | 69,672           | 189,584                            | 166,742           | 166,270           |
| Other transportation equipment                     | 33,499              | 31,553           | 34,655           | 38,649           | 38,147           | 39,747           | 139,107                            | 100,559           | 114,403           |
| <b>Sub-Total</b>                                   | <b>1,027,151</b>    | <b>1,533,696</b> | <b>1,793,640</b> | <b>1,312,409</b> | <b>1,784,451</b> | <b>1,972,896</b> | <b>3,345,295</b>                   | <b>4,358,344</b>  | <b>5,212,769</b>  |
| Televisions, radios and phonographs                | 8,792               | 9,537            | 12,868           | 8,307            | 9,066            | 13,260           | 25,738                             | 27,434            | 35,777            |
| Other telecommunication and related equipment      | 96,905              | 116,608          | 104,734          | 94,288           | 107,599          | 124,523          | 277,297                            | 310,204           | 333,979           |
| <b>Other equipment and tools</b>                   |                     |                  |                  |                  |                  |                  |                                    |                   |                   |
| Heating and refrigeration equipment                | 11,062              | 12,354           | 11,664           | 12,488           | 13,816           | 13,786           | 33,293                             | 36,609            | 35,831            |
| Cooking equipment for food                         | 2,037               | 2,000            | 2,586            | 2,245            | 2,881            | 2,421            | 6,476                              | 6,800             | 6,813             |
| Electric lighting and distribution equipment       | 20,324              | 21,431           | 18,169           | 23,528           | 27,871           | 22,398           | 70,213                             | 67,896            | 57,540            |
| Navigation equipment and parts                     | 10,277              | 9,992            | 14,735           | 6,723            | 8,094            | 15,426           | 26,104                             | 27,022            | 42,805            |
| Other measuring, cont. lab. med. and opt. eqp      | 30,389              | 24,658           | 33,545           | 29,199           | 39,248           | 36,273           | 85,891                             | 92,357            | 93,687            |
| Hand tools and miscellaneous cutlery               | 6,605               | 3,737            | 2,785            | 5,565            | 4,313            | 4,794            | 17,796                             | 11,216            | 10,986            |
| Office machines and equipment                      | 58,869              | 67,290           | 65,475           | 63,384           | 79,835           | 73,857           | 171,227                            | 206,107           | 199,719           |
| Other equipment and tools                          | 34,731              | 37,904           | 39,559           | 43,296           | 43,203           | 46,785           | 114,506                            | 116,774           | 124,614           |
| <b>Sub-Total</b>                                   | <b>174,293</b>      | <b>179,366</b>   | <b>188,517</b>   | <b>186,427</b>   | <b>219,261</b>   | <b>215,741</b>   | <b>525,505</b>                     | <b>564,781</b>    | <b>571,996</b>    |
| Apparel and apparel accessories                    | 14,395              | 13,283           | 12,257           | 22,129           | 19,881           | 14,167           | 50,927                             | 48,152            | 38,546            |
| Footwear                                           | 2,324               | 1,991            | 1,809            | 1,916            | 2,058            | 2,439            | 5,849                              | 6,072             | 6,138             |
| Toys, games, sporting, recreation equipment        | 6,732               | 7,156            | 5,650            | 10,421           | 7,973            | 7,489            | 26,590                             | 22,610            | 18,064            |
| Other personal and household goods                 | 16,522              | 16,370           | 15,421           | 18,139           | 21,368           | 20,128           | 51,243                             | 50,637            | 49,880            |
| Medical and pharm. products, in dosage             | 5,834               | 7,314            | 10,476           | 7,440            | 8,412            | 11,395           | 20,205                             | 22,586            | 30,190            |
| Medical, ophthalmic and orthopaedic supplies       | 6,085               | 6,573            | 4,973            | 6,009            | 5,894            | 5,601            | 15,976                             | 18,038            | 16,198            |
| Printed matter                                     | 15,355              | 18,024           | 24,895           | 17,042           | 18,307           | 25,507           | 47,665                             | 52,919            | 73,637            |
| Photographic goods                                 | 18,940              | 16,049           | 18,803           | 18,236           | 17,582           | 22,848           | 51,069                             | 47,066            | 62,217            |
| Firearms, ammunition and ordnance                  | 3,630               | 2,689            | 4,222            | 3,495            | 1,546            | 3,146            | 8,287                              | 6,908             | 11,058            |
| Containers and closures                            | 11,838              | 15,779           | 18,205           | 14,780           | 20,536           | 20,946           | 37,713                             | 49,007            | 56,193            |
| Prefabricated buildings and structures             | 10,898              | 19,080           | 7,603            | 34,127           | 14,230           | 14,064           | 76,549                             | 50,059            | 29,144            |
| Other end products                                 | 22,028              | 65,408           | 36,753           | 36,417           | 67,786           | 78,799           | 154,961                            | 223,025           | 167,801           |
| <b>Total</b>                                       | <b>1,685,921</b>    | <b>2,305,983</b> | <b>2,427,659</b> | <b>2,108,157</b> | <b>2,658,134</b> | <b>2,772,364</b> | <b>5,550,832</b>                   | <b>6,756,999</b>  | <b>7,324,147</b>  |
| <b>Special Transactions, Trade</b>                 | <b>68,474</b>       | <b>24,070</b>    | <b>13,348</b>    | <b>81,441</b>    | <b>22,467</b>    | <b>18,294</b>    | <b>188,811</b>                     | <b>74,219</b>     | <b>50,751</b>     |
| <b>TOTAL, DOMESTIC EXPORTS</b>                     | <b>6,176,813</b>    | <b>6,577,771</b> | <b>6,605,261</b> | <b>6,822,101</b> | <b>7,416,140</b> | <b>7,205,944</b> | <b>19,493,116</b>                  | <b>19,840,154</b> | <b>20,012,935</b> |

\* Principal trading areas: see note 9 page 45.  
... Percentage change exceeds 999 percent.

TABLE X-3. DOMESTIC EXPORTS BY COMMODITY CATEGORY

TABLEAU X-3. EXPORTATIONS NATIONALES PAR CATEGORIE DE MARCHANDISES

| Percentage Variation<br>Pourcentage   | JANUARY TO MARCH<br>JANVIER A MARS |                               |                               | 1983                                       |                                   |                                  |                                | CATEGORIE DE MARCHANDISES<br>(English titles at left of table) |                                                 |
|---------------------------------------|------------------------------------|-------------------------------|-------------------------------|--------------------------------------------|-----------------------------------|----------------------------------|--------------------------------|----------------------------------------------------------------|-------------------------------------------------|
|                                       | United States<br>Etats-Unis        | United Kingdom<br>Royaume-Uni | Other E.E.C.<br>Autres C.E.E. | Japan<br>Japon                             | Other O.E.C.D.<br>Autres O.C.D.E. | Other America<br>Autres Amérique | Other Countries<br>Autres pays |                                                                |                                                 |
| Jan. to March<br>Jan. à Mars<br>82/81 |                                    |                               |                               |                                            |                                   |                                  |                                |                                                                |                                                 |
|                                       |                                    |                               |                               | thousands of dollars - milliers de dollars |                                   |                                  |                                |                                                                |                                                 |
|                                       |                                    |                               |                               |                                            |                                   |                                  |                                | <b>Produits finis, non comestibles</b>                         |                                                 |
|                                       |                                    |                               |                               |                                            |                                   |                                  |                                | <b>Machinerie industrielle</b>                                 |                                                 |
| 50.5                                  | - 66.1                             | 10,998                        | 495                           | 1,161                                      | 35                                | 761                              | 1,512                          | 3,885                                                          | Moteurs et turbines d'usage général             |
| - 15.6                                | 0.0                                | 15,398                        | 482                           | 156                                        | 31                                | 260                              | 2,662                          | 2,037                                                          | Génératrices et moteurs électriques             |
| 0.9                                   | - 15.1                             | 64,531                        | 1,825                         | 3,455                                      | 253                               | 2,378                            | 6,602                          | 8,554                                                          | Autres machines industrielles d'usage général   |
| - 10.5                                | 23.7                               | 65,970                        | 736                           | 1,702                                      | 2                                 | 1,628                            | 965                            | 12,543                                                         | Machines et équipement de manutention           |
| 37.2                                  | - 59.1                             | 47,879                        | 2,608                         | 3,340                                      | 1,853                             | 2,683                            | 12,489                         | 13,392                                                         | Excavatrices et foreuses pour mines             |
| 59.0                                  | - 50.1                             | 30,176                        | 1,034                         | 932                                        | 121                               | 2,646                            | 1,033                          | 4,731                                                          | Machines-outils, travail des métaux             |
| - 20.1                                | - 14.6                             | 12,084                        | 382                           | 4,928                                      | 75                                | 2,261                            | 175                            | 737                                                            | Machines et équipement à travailler le bois     |
| 36.5                                  | - 31.5                             | 14,150                        | 1,032                         | 1,757                                      | 8                                 | 1,300                            | 762                            | 9,707                                                          | Machines de construction et outillage           |
| 11.1                                  | 26.4                               | 35,080                        | 2,680                         | 2,405                                      | 2,443                             | 878                              | 841                            | 782                                                            | Machines et outils pour ind. des mat. plast.    |
| 23.8                                  | - 49.2                             | 9,484                         | 254                           | 186                                        | 229                               | 1,056                            | 361                            | 2,156                                                          | Machines pour industries de pâte et papier      |
| - 38.8                                | 0.3                                | 24,877                        | 1,223                         | 1,558                                      | 231                               | 1,830                            | 1,766                          | 6,322                                                          | Machines pour autres industries spéciales       |
| <b>13.6</b>                           | <b>- 31.3</b>                      | <b>330,626</b>                | <b>12,752</b>                 | <b>21,580</b>                              | <b>5,281</b>                      | <b>17,681</b>                    | <b>29,169</b>                  | <b>64,846</b>                                                  | <b>Sous-Total</b>                               |
|                                       |                                    |                               |                               |                                            |                                   |                                  |                                |                                                                | <b>Machines et tracteurs agricoles</b>          |
| - 3.2                                 | - 26.8                             | 17,874                        | 52                            | 99                                         |                                   | 1,087                            | 9                              | 2,826                                                          | Machines à préparer, ensemer. et amender le sol |
| - 26.4                                | - 41.6                             | 19,574                        | 1,772                         | 294                                        |                                   |                                  | 38                             | 614                                                            | Moissonneuses-batteuses et pièces               |
| - 26.7                                | - 43.1                             | 9,291                         | 78                            | 229                                        |                                   | 212                              |                                | 19                                                             | Autres machines de fenaison et de récolte       |
| - 3.1                                 | - 11.4                             | 33,248                        | 672                           | 430                                        | 486                               | 632                              | 427                            | 2,706                                                          | Autres machines et matériel agricoles           |
| 12.5                                  | - 47.3                             | 33,069                        | 547                           | 736                                        | 18                                | 1,123                            | 349                            | 115                                                            | Tracteurs                                       |
| <b>- 7.0</b>                          | <b>- 34.8</b>                      | <b>113,055</b>                | <b>3,121</b>                  | <b>1,787</b>                               | <b>504</b>                        | <b>3,053</b>                     | <b>824</b>                     | <b>6,280</b>                                                   | <b>Sous-Total</b>                               |
|                                       |                                    |                               |                               |                                            |                                   |                                  |                                |                                                                | <b>Matériel de transport</b>                    |
| 71.2                                  | - 13.3                             | 5,835                         |                               | 19                                         |                                   | 666                              | 44,339                         | 34,810                                                         | Matériel roulant de chemin de fer et tramway    |
| 56.6                                  | 30.8                               | 2,053,278                     | 12                            | 923                                        | 455                               | 1,365                            | 775                            | 22,129                                                         | Voitures particulières et châssis               |
| 43.7                                  | 7.3                                | 950,957                       | 50                            | 407                                        |                                   | 533                              | 479                            | 21,358                                                         | Camions, tracteurs routiers et châssis          |
| 3.6                                   | - 54.3                             | 37,884                        | 77                            | 117                                        |                                   | 920                              | 5,292                          | 4,594                                                          | Autres véhicules moteurs                        |
| 50.7                                  | 88.3                               | 342,012                       | 8                             | 85                                         |                                   | 104                              | 5,422                          | 110                                                            | Moteurs de véhicules auto et pièces             |
| 0.9                                   | 31.4                               | 1,104,143                     | 2,087                         | 5,777                                      | 2,027                             | 7,101                            | 25,949                         | 5,332                                                          | Pièces de véhicules auto sauf moteurs           |
| 4.9                                   | - 16.0                             | 20,251                        | 262                           | 327                                        | 149                               | 432                              | 7,517                          | 1,315                                                          | Navires, bateaux et pièces                      |
| 296.3                                 | - 43.1                             | 59,812                        |                               | 26                                         |                                   | 14,000                           |                                | 11,122                                                         | Avions complets y compris moteurs               |
| - 3.5                                 | - 9.3                              | 93,073                        | 5,819                         | 10,188                                     | 1,074                             | 5,439                            | 9,368                          | 4,493                                                          | Moteurs d'avions et leurs pièces                |
| - 12.0                                | - 0.2                              | 135,817                       | 3,035                         | 7,468                                      | 368                               | 3,427                            | 3,397                          | 12,758                                                         | Pièces d'avions, sauf moteurs                   |
| - 27.7                                | 13.7                               | 109,725                       | 273                           | 905                                        | 90                                | 572                              | 1,604                          | 1,234                                                          | Autre matériel de transport                     |
| <b>30.2</b>                           | <b>19.6</b>                        | <b>4,912,786</b>              | <b>11,623</b>                 | <b>26,243</b>                              | <b>4,162</b>                      | <b>34,558</b>                    | <b>104,142</b>                 | <b>119,256</b>                                                 | <b>Sous-Total</b>                               |
| 6.5                                   | 30.4                               | 30,179                        | 4,358                         | 227                                        | 7                                 | 378                              | 441                            | 186                                                            | Téléviseurs, radios et phonographes             |
| 11.8                                  | 7.6                                | 201,687                       | 13,320                        | 22,349                                     | 2,497                             | 24,863                           | 33,575                         | 35,688                                                         | Autre équipement et matériel de télécomm.       |
|                                       |                                    |                               |                               |                                            |                                   |                                  |                                |                                                                | <b>Autre matériel et outils</b>                 |
| 9.9                                   | - 2.1                              | 28,255                        | 1,559                         | 488                                        | 168                               | 632                              | 1,680                          | 3,048                                                          | Appareils de chauffage et de réfrigération      |
| 5.0                                   | 0.1                                | 3,995                         | 1,540                         | 257                                        | 6                                 | 338                              | 165                            | 511                                                            | Appareils de cuisson alimentaire                |
| - 3.3                                 | - 15.2                             | 36,821                        | 1,743                         | 3,397                                      | 150                               | 2,325                            | 7,141                          | 5,963                                                          | Matériel électrique d'éclairage et distrib.     |
| 3.5                                   | 58.4                               | 36,230                        | 1,548                         | 1,651                                      | 45                                | 671                              | 37                             | 2,623                                                          | Matériel de navigation et pièces                |
| 7.5                                   | 1.4                                | 54,339                        | 8,995                         | 12,442                                     | 1,648                             | 3,857                            | 3,001                          | 9,406                                                          | Autres inst. de mesure cont. lab. med. opt.     |
| - 36.9                                | - 2.0                              | 5,240                         | 1,254                         | 399                                        | 36                                | 515                              | 498                            | 3,044                                                          | Outils à main et coutellerie diverse            |
| 20.3                                  | - 3.1                              | 147,245                       | 7,533                         | 20,334                                     | 3,456                             | 8,865                            | 3,689                          | 8,598                                                          | Machines et matériel de bureau                  |
| 1.9                                   | 6.7                                | 103,256                       | 3,555                         | 5,264                                      | 196                               | 2,925                            | 4,471                          | 4,947                                                          | Autres matériel et outils                       |
| <b>7.4</b>                            | <b>1.2</b>                         | <b>415,381</b>                | <b>27,728</b>                 | <b>44,233</b>                              | <b>5,703</b>                      | <b>20,128</b>                    | <b>20,682</b>                  | <b>38,140</b>                                                  | <b>Sous-Total</b>                               |
| - 5.4                                 | - 19.9                             | 26,085                        | 1,137                         | 3,028                                      | 739                               | 4,418                            | 1,363                          | 1,776                                                          | Vêtements et accessoires vestimentaires         |
| 3.8                                   | 1.0                                | 4,277                         | 56                            | 1,309                                      | 21                                | 71                               | 257                            | 147                                                            | Chaussures                                      |
| - 14.9                                | - 20.1                             | 12,203                        | 1,649                         | 1,338                                      | 354                               | 1,385                            | 561                            | 574                                                            | Jouets, jeux et matériel de sport               |
| - 1.1                                 | - 1.5                              | 32,250                        | 2,303                         | 1,975                                      | 1,174                             | 3,686                            | 3,742                          | 4,749                                                          | Autres effets ménagers et personnels            |
| 11.7                                  | 33.6                               | 4,897                         | 717                           | 4,885                                      | 1,673                             | 1,674                            | 8,753                          | 7,592                                                          | Médicaments et produits pharm., en dose         |
| 12.9                                  | - 10.2                             | 8,011                         | 600                           | 2,623                                      | 736                               | 1,959                            | 1,274                          | 996                                                            | Fournitures médic. ophtalmiques et ortho.       |
| 11.0                                  | 39.1                               | 67,930                        | 1,328                         | 2,178                                      | 70                                | 446                              | 729                            | 957                                                            | Imprimés                                        |
| - 7.8                                 | 32.1                               | 54,013                        | 481                           | 6,656                                      | 324                               | 311                              | 175                            | 259                                                            | Articles photographiques                        |
| - 16.6                                | 60.0                               | 8,714                         | 74                            | 1,819                                      |                                   | 345                              | 100                            | 5                                                              | Armes à feu, munitions et artillerie            |
| 29.9                                  | 14.6                               | 48,244                        | 783                           | 1,052                                      | 45                                | 249                              | 5,112                          | 708                                                            | Récipients et fermetures                        |
| - 34.6                                | - 41.7                             | 22,318                        | 389                           | 2,556                                      | 48                                | 488                              | 858                            | 2,486                                                          | Bâtiments et structures préfabriqués            |
| 43.9                                  | - 24.7                             | 142,883                       | 3,358                         | 9,548                                      | 2,646                             | 3,661                            | 3,220                          | 2,485                                                          | Autres produits finis                           |
| <b>21.7</b>                           | <b>8.3</b>                         | <b>6,435,539</b>              | <b>85,775</b>                 | <b>155,387</b>                             | <b>25,984</b>                     | <b>119,355</b>                   | <b>214,976</b>                 | <b>287,131</b>                                                 | <b>Total</b>                                    |
| <b>- 60.7</b>                         | <b>- 31.6</b>                      | <b>40,638</b>                 | <b>1,171</b>                  | <b>241</b>                                 | <b>44</b>                         | <b>602</b>                       | <b>1,182</b>                   | <b>6,873</b>                                                   | <b>Transactions spéciales commerciales</b>      |
| <b>1.7</b>                            | <b>0.8</b>                         | <b>15,030,969</b>             | <b>573,977</b>                | <b>934,574</b>                             | <b>995,665</b>                    | <b>360,434</b>                   | <b>563,410</b>                 | <b>1,553,904</b>                                               | <b>TOTAL DES EXPORTATIONS NATIONALES</b>        |

\* Marchés principaux; voir note 9 page 45.

... La variation en pourcentage est en excès de 999 pourcent.



- A. **Sources of Statistics:** Canada's external trade statistics are tabulated from copies of administrative documents collected by Revenue Canada, Customs at its ports across Canada. The Customs Act requires that each time goods are imported into or exported from Canada a document be filed with Customs giving such descriptions of the goods and details of the transaction as are required for the purposes of Customs administration. It follows that the method of compilation of external trade statistics is determined and limited to some extent by Customs regulations and procedures. Where these affect the precise or consistent application of the statistical principles explained in the following section, their impact is described in qualitative terms only.

Statistics on trade in electricity and on exports of crude petroleum and natural gas cannot, for administrative reasons, be obtained from Customs documents. They are instead collected by the Manufacturing and Primary Industries Division of Statistics Canada, with important statistical consequences explained in Note 4 below.

Export statistics for shipments of less than \$2,500 from Quebec, Ontario, Manitoba and British Columbia to the United States are estimated on the basis of a 20 per cent sample. The size of this sample is at present in excess of 10,000 shipments per month. For further information, refer to the explanatory notes in the publication *Exports by Commodities* (cat. no. 65-004).

Effective January 1, 1982, the 10 per cent systematic sample of low valued import documents from the United States, as applied since January 1969 and revised in January 1975, has been discontinued. Presently, all shipments exceeding \$500 are processed and compiled by complete count, while the value of shipments below \$500 is estimated.

- B. **Concepts and Definitions Used in the Compilation of External Trade Statistics:** The most comprehensive set of principles for the compilation of trade statistics is to be found in *International Trade Statistics: Concepts and Definitions*, published by the United Nations Statistical Office (Series M, No. 52; New York, 1970). The following notes are both a summary of these principles and a description of the choices and exceptions made in the case of Canada's external trade statistics.
1. **System of Trade:** Canadian Statistics are tabulated according to the "general" system of trade. Thus *imports* include all goods which have crossed Canada's geographical boundary, whether they are entered through Customs for immediate consumption in Canada or stored in bonded Customs warehouses. *Domestic exports* include goods grown, extracted or manufactured in Canada (including goods of foreign origin which have been materially transformed in Canada). *Re-exports* are exports of goods of foreign origin which have not been materially transformed in Canada (including goods withdrawn for export from bonded Customs warehouses).

The trade statistics do not include exports to Canadian diplomatic or military posts abroad nor imports by foreign diplomatic or military posts in Canada because such posts are considered to be within the geographical boundary of the sponsor country. Purchases or sales of bunker supplies and stores for ships or aircraft engaged in international traffic, tourist purchases and settlers' effects are excluded for practical reasons. Goods which cross the Canadian border for convenience of transportation only are not included in trade statistics.

- A. **Sources des statistiques:** Les statistiques sur le commerce extérieur du Canada sont totalisées à partir des copies des documents administratifs recueillis par Revenu Canada (Douanes) dans ses bureaux de douane par tout le Canada. La Loi sur les douanes exige que chaque fois que des marchandises sont importées au Canada ou exportées du pays, une déclaration soit faite précisant la nature des marchandises et donnant le détail de l'opération commerciale d'après les besoins de la réglementation de l'administration douanière. Il s'ensuit que la méthode de production de statistiques sur le commerce extérieur est déterminée et limitée dans une certaine mesure par les règlements et les procédures des douanes. Lorsque ceux-ci nuisent à l'application précise ou uniforme des principes statistiques exposés dans la section suivante, leur incidence est décrite en termes qualitatifs seulement.

Les statistiques sur le commerce de l'énergie électrique et sur les exportations de pétrole brut et de gaz naturel ne peuvent, pour des raisons administratives, être tirées des documents de douane. Elles sont plutôt recueillies par la Division des industries manufacturières et primaires de Statistique Canada; les conséquences importantes sur le plan statistique sont expliquées à la note 4 ci-dessous.

Les chiffres d'exportation portant sur les livraisons avec une valeur inférieure à \$2,500 en provenance du Québec, de l'Ontario, du Manitoba et de la Colombie-Britannique vers les États-Unis sont préparés d'après un échantillon de 20 pour cent. Cet échantillon comprend actuellement plus de 10,000 envois par mois. Pour plus de renseignements, voir les notes explicatives dans la publication *Exportations par marchandises* (no. 65-004 au cat.).

À partir du 1er janvier 1982, l'échantillonnage systématique de 10 p. 100 du montant des marchandises de faible valeur importés des États-Unis, tel qu'appliqué depuis janvier 1969 et révisé en janvier 1975, a été discontinué. Présentement, pour toutes les livraisons dont la valeur excède \$500, le traitement et le calcul sont exhaustifs, alors que la valeur des livraisons inférieures à \$500 est estimée.

- B. **Concepts et définitions utilisés dans la production de statistiques sur le commerce extérieur:** L'ensemble le plus complet de principes directeurs pour la préparation de ces statistiques est présenté dans *Statistiques du commerce international: concepts et définitions*, publié par le Bureau de statistique des Nations Unies (série M, no 52, New York, 1970). Les notes suivantes résument ces principes et décrivent les choix et les exceptions dans le cas de la statistique du commerce extérieur du Canada.
1. **Système commercial:** Les statistiques canadiennes sont totalisées selon le système commercial "général". Ainsi, les *importations* comprennent tous les biens qui ont franchi les limites géographiques du Canada, qu'ils soient passés par les douanes pour être consommés immédiatement au Canada ou qu'ils aient été entreposés en douane. Les *exportations nationales* comprennent les biens cultivés, extraits ou fabriqués au Canada (y compris les biens d'origine étrangère qui ont été transformés au Canada). Les *réexportations* sont des exportations de biens d'origine étrangère qui n'ont pas été transformés matériellement au Canada (y compris les biens retirés des entrepôts de douane en vue de leur exportation).

La statistique du commerce ne prend pas en compte les exportations vers des missions diplomatiques ou militaires canadiennes à l'étranger ni les importations attribuables à des missions étrangères semblables au Canada, car on considère que ces missions ne se trouvent pas hors des limites géographiques du pays qui les a envoyées. Les achats ou les ventes d'approvisionnement de navires ou d'aéronefs affectés au transport international, les achats des touristes et les effets des migrants sont exclus pour des raisons pratiques. Les biens auxquels on fait franchir la frontière canadienne uniquement pour en faciliter le transport sont laissés hors compte.

2. **Coverage:** Merchandise trade includes only goods which add to or subtract from the stock of material resources in Canada as a result of their movement across the Canadian border. Consequently, goods intended to be returned to the exporting country after a short period of time are excluded from trade statistics (when this intention is apparent from the Customs documentation). Examples of such transactions are works of art loaned for exhibition, vehicles or horses exported to compete in races, and films exported for processing and return. Goods exported or imported for purposes of repair only are excluded from statistics, although payments or receipts for repairs are included in the trade statistics. Financial assets such as circulating coin, stocks and bonds are also excluded from the trade statistics.

3. **Valuation:** *Exports* are recorded at the values declared on export documents, which usually reflect the actual selling price or, in the case of non-arms-length transactions, the transfer price used for company accounting purposes. Most exports are valued at the place in Canada where they are laden aboard a carrier for export (e.g. mine, farm or factory) but a significant proportion of exports by water or air reflect values which include transportation charges to the port of export. Some overland shipments to the United States are recorded at a value which includes part or all of the transportation charges to the ultimate destination because such transportation charges cannot be identified and removed.

*Imports* are generally recorded at the values established for Customs duty purposes according to the provisions of the Customs Act. Customs values are identical to selling prices for most arms-length transactions. However, Customs values exceed company transfer prices for most transactions between affiliated firms. (Beginning in 1970, imports of automotive products from the United States have been recorded at company transfer prices rather than Customs values.) Import documents are required to show values which exclude all transportation charges. Some imports from the United States are however purchased on a "delivered" basis and their prices therefore reflect an allowance for transportation costs.

4. **Timing:** Until July 1979, statistics for a month included all shipments for which Custom documents were received at Statistics Canada up to, and including, the last working day of the month. Starting with data for August 1979, the closing of the statistical month is defined according to the last calendar day of the month, based, as closely as practicable, on the date of clearance from Customs. Individual shipments may not be recorded in statistics until some time after their arrival or departure because of administrative procedures which permit late filing of documents. Trade in electricity; exports of both crude petroleum and natural gas; and imports of "Swap Oil" from the United States for a given month are included in statistics for the following month because they are collected too late for inclusion in statistics for the month indicated.

5. **Trading Partner Attribution:** The country classification employed by the External Trade Division of Statistics Canada is designed for purposes of economic geography and therefore does not reflect the views or intentions of the government of Canada on international issues of recognition, sovereignty or jurisdiction.

*Exports* are attributed to the country which is the last known destination of the goods at the time of export. (Many primary products are shipped to entrepôt points, particularly in Europe, for re-exports to the ultimate destination which is unknown when the goods leave Canada.)

2. **Champ d'observation:** Le commerce de marchandises ne comprend que les biens dont le passage d'un côté à l'autre de la frontière canadienne augmente ou diminue le stock de ressources matérielles du Canada. Ainsi, les biens qui seront renvoyés dans le pays exportateur après un court laps de temps sont exclus de la statistique du commerce (lorsque cette intention se dégage des documents de douane). Citons à titre d'exemple les oeuvres d'art prêtées pour une exposition, les véhicules ou les chevaux exportés en vue d'une course, les films exportés pour être développés, puis retournés. Les biens exportés ou importés pour fins de réparation seulement ne sont pas pris en compte, bien que les paiements ou les recettes au titre des réparations soient portés dans la statistique du commerce. Des avoirs financiers comme le numéraire non périmé, les actions et les obligations sont également laissés hors compte.

3. **Évaluation:** Les *exportations* sont présentées selon les valeurs déclarées dans les documents d'exportation; il s'agit habituellement du prix de vente réel ou, dans le cas des opérations entre entreprises affiliées, du prix de transfert adopté par les sociétés à des fins comptables. La plupart des exportations sont évaluées au point du territoire du Canada (mine, ferme ou usine) où elles sont chargées et ainsi confiées à un transporteur en vue de leur exportation, mais une partie importante des exportations par eau ou par air se voit attribuer une valeur qui comprend les frais de transport vers le port d'exportation. Pour certaines livraisons par voie de terre vers les États-Unis, la valeur indiquée comprend en partie ou en totalité les frais de transport jusqu'à la destination ultime parce qu'on ne peut isoler et retrancher ces frais.

Les *importations* sont habituellement présentées selon les valeurs établies aux fins du prélèvement des droits de douane conformément aux dispositions de la Loi sur les douanes. Les valeurs des douanes sont identiques aux prix de vente dans le cas de la plupart des opérations entre parties indépendantes. Toutefois, les valeurs douanières dépassent les prix de transfert des sociétés dans le cas de la majorité des opérations entre entreprises affiliées. (À partir de 1970, les importations de produits de l'industrie automobile en provenance des États-Unis sont indiquées aux prix de transfert et non pas selon les valeurs fixées en douane.) Les valeurs déclarées dans les documents d'importation ne doivent pas comprendre les frais de transport. Certaines importations en provenance des États-Unis sont toutefois sur une base de livraison et leur prix englobe par conséquent les frais de transport.

4. **Période:** Jusqu'à juillet 1979, les statistiques d'un mois donné visaient toutes les livraisons pour lesquelles Statistique Canada avait reçu des documents de douane jusqu'au dernier jour ouvrable du mois. À partir du mois d'août 1979, la fin du mois statistique correspond au dernier jour du mois civil où s'effectue, dans la mesure du possible, le dédouanement. De diverses livraisons peuvent ne pas être prises en compte dès leur arrivée ou leur départ à cause de la procédure administrative qui donne lieu à une présentation tardive des documents. Le commerce d'énergie électrique; les exportations de pétrole brut et de gaz naturel; et les importations selon l'arrangement avec les États-Unis pour des échanges de pétrole brut d'un mois donné sont présentés dans les statistiques du mois suivant parce qu'on obtient les données trop tard pour qu'elles puissent faire partie des statistiques du mois de référence.

5. **Attribution des partenaires commerciaux:** La classification des pays utilisée par la Division du commerce extérieur de Statistique Canada a été conçue aux fins de la géographie économique et ne reflète donc pas l'opinion du Gouvernement du Canada relativement aux questions de reconnaissance, de souveraineté ou de compétence en matière internationale.

Les *exportations* sont attribuées au pays de dernière destination connue au moment de l'exportation. (De nombreux produits "primaires" sont expédiés vers des points d'entreposage, notamment en Europe, en vue de leur réexportation; la destination ultime de ces produits est inconnue lors qu'ils quittent le Canada.)

*Imports* are attributed to the country from which the goods were first consigned directly to Canada, whether or not this is the country of origin. An exception is made in the case of goods of Central or South American origin consigned to Canada from the United States; such imports are credited to the country of origin, except for "Swap Oil" from the United States which are credited to this country.

6. **Revisions of Statistics:** In this report, the statistics for the current month are preliminary and subject to revision at any time until the January report for the following year has been published. Data for the two years previous to the current year are subject to revision once each year. Any monthly commodity-/country figures revised at that time will be shown in the March issues of reports 65-004 and 65-007. *Statistical series are adjusted for seasonal variation using Census Method II (X-11 Variant); these adjustments are revised in the April issue of this publication.*
7. **Indexes of Price and Volume:** The price indexes in tables 3, 4, 5 and 6 are current-weighted and are calculated from price relatives based on 1971 = 100. The weights are trade quantities for the month, quarter or year to which the index refers and hence change from period to period. The volume index is derived by dividing a value index by the corresponding current-weighted price index. The resulting volume index is, therefore, weighted with fixed 1971 price weights. The price indicators selected are either commodity unit values calculated directly from the trade statistics or, particularly in the case of end products, price indexes obtained from other Canadian or foreign statistics.

An explanation of the methodology used to construct the indexes is contained in a reference paper entitled "The 1971-based Price and Volume Indexes of Canada's External Trade", published in December 1976 as a supplement to this publication (65-001).

Each year revised indexes for the three previous years are generally published in the April, May and June issues of the Summary of External Trade. Historical data was published for 1968-1974 in the June, July and August 1977 issues and for 1975 in the July, August and September 1978 issues. Most of the indexes are also available on CANSIM on a revised basis in matrices 3680, 3681, 3682, 3715, 3716, and 3717.

**Note:** Price and volume indexes are published about one month later than preliminary value data owing to data input availability and the additional processing required.

8. **Provincial Detail:** Export statistics by province of lading indicate the province in which the goods were first laden aboard a carrier for export, which may not in all cases represent the province in which the goods were grown, extracted or manufactured. Import statistics by province of clearance indicate the province in which the goods were cleared by Customs either for immediate consumption or for entry into a bonded Customs warehouse; this may not always coincide with the province in which the goods are consumed or enter the productive process.
9. **Principal trading areas:** The "principal trading areas" shown in some tables include groupings which are defined as follows:

**Other E.E.C.:** Belgium, Denmark, France, Germany (F.R.), Ireland, Italy, Luxembourg, Netherlands and Greece (effective January 1981). The United Kingdom is also a member of the E.E.C. but is shown separately because of the importance of its trade with Canada.

Les *importations* sont attribuées au pays de première consignation directe des biens au Canada, que ce soit ou non le pays d'origine. On déroge à cette règle dans le cas des biens ayant comme région d'origine l'Amérique centrale ou l'Amérique du sud et expédiés au Canada depuis les États-Unis; ces importations sont portées au crédit du pays d'origine, sauf pour les échanges de pétrole brut avec les États-Unis qui sont crédités à ce pays.

6. **Révision des statistiques:** Les statistiques publiées pour le mois d'observation sont provisoires et susceptibles d'être révisées ou rectifiées en tout temps jusqu'à la parution du bulletin de janvier de l'année suivante. Les données pour les deux années antérieures à l'année courante sont sujettes à révision une fois chaque année. Les chiffres mensuels par marchandise/pays qui seront rectifiés à ce moment-là paraîtront dans les éditions de mars des publications 65-004 et 65-007. *Les séries statistiques sont désaisonnalisées selon la Census Method II (Version X-11); ces ajustements font également l'objet d'une révision chaque année dans l'édition d'avril de cette publication.*
7. **Indices de prix et de volume:** Les indices de prix compris dans les tableaux 3, 4, 5 et 6 sont pondérés d'après les quantités mensuelles, trimestrielles ou annuelles du commerce correspondantes à la période de l'indice et sont calculés d'après des prix relatifs de base 1971 = 100. Par conséquent ces pondérations sont variables d'une période à l'autre. Les indices du volume sont calculés en divisant l'indice de la valeur par l'indice du prix correspondant. L'indice du volume obtenu est donc implicitement pondéré par les prix fixes de l'année 1971. Les prix relatifs sont dérivés ou des valeurs unitaires calculés directement des statistiques du commerce extérieur ou surtout pour les produits finis, des indices de prix obtenus d'autres sources canadiennes ou de l'étranger.

Des renseignements concernant la méthodologie employée dans le calcul des indices sont données dans un document de référence intitulé "Les indices de prix et de volume de base 1971 du commerce extérieur du Canada" publié en décembre 1976 sous forme de supplément à la présente publication (65-001).

Une fois l'an, on publie les indices révisés des trois années précédentes, généralement dans les numéros d'avril, mai et juin du Sommaire du commerce extérieur. Les données historiques pour les années 1968 à 1974 ont paru dans les numéros de juin, juillet et août 1977, et celles pour 1975, dans les numéros de juillet, août et septembre 1978. La plupart des indices révisés sont également offerts sur CANSIM, dans les matrices 3680, 3681, 3682, 3715, 3716 et 3717.

**Nota:** Les indices des prix et du volume sont publiés environ un mois plus tard que les données provisoires de valeur; celles-ci représentent en effet les données d'entrée qui, une fois traitées servent à construire les indices en cause.

8. **Statistiques provinciales:** Les statistiques des exportations par province de chargement indiquent la province où les biens ont d'abord été confiés à un transporteur en vue de leur exportation; il ne s'agit donc pas toujours de la province où les biens ont été cultivés, extraits ou fabriqués. Les statistiques des importations par province de dédouanement présentent la province où les biens ont passé la douane en vue d'une consommation immédiate ou de leur entreposage en douane; cette province peut différer de la province de consommation ou d'entrée dans l'activité productive.
9. **Marchés principaux:** Les "marchés principaux" apparaissant dans certains tableaux comprennent les groupements définis comme suit:

**Autres C.E.E.:** Allemagne (R.F.), Belgique, Danemark, France, Irlande, Italie, Luxembourg, Pays-Bas et Grèce (à partir de janvier 1981). Le Royaume-Uni est aussi membre de la C.E.E. mais il est séparé dans les statistiques à cause de son importance dans le commerce du Canada.

**Other O.E.C.D.:** Austria, Finland, Iceland, Norway, Portugal, Spain, Sweden, Switzerland, Turkey, Australia, New Zealand. (The E.E.C. countries, United States, Japan and Canada are also members of the O.E.C.D. — The Organization for Economic Cooperation and Development).

**Other America:** This group includes all countries and territories of North and South America (other than the United States and Canada) including Greenland, Bermuda and Puerto Rico.

10. **Sources of Further Information:** More detailed monthly, quarterly and annual trade statistics are published in the 65-xxx series of Statistics Canada publications. Detailed descriptions and indexes of the commodity classifications are also available. See the Statistics Canada publications catalogue for descriptions of the contents of the various publications. As a result of continuous research on trade statistics, additional reference materials are published from time to time. For example, *The Reconciliation of U.S.-Canada Trade Statistics*, published by the United States - Canada Trade Statistics Committee, is available on request from the address given below.

Questions concerning details of methods not covered by these notes should be addressed in writing to the Director, External Trade Division, Statistics Canada, Ottawa, Ontario K1A 0Z9.

**Autres O.C.D.E.:** Autriche, Espagne, Finlande, Islande, Norvège, Portugal, Suède, Suisse, Turquie, Australie, Nouvelle-Zélande. (Les pays membres de la C.E.E., les États-Unis, le Japon et le Canada sont aussi membres de l'O.C.D.E. — l'Organisation pour la coopération et le développement économique).

**Autres Amérique:** Cette catégorie comprend tous les pays et les territoires de l'Amérique du nord et du sud (sauf les États-Unis et le Canada), y compris le Groënland, les Bermudes et Porto Rico.

10. **Sources de renseignements supplémentaires:** Des statistiques mensuelles, trimestrielles et annuelles plus détaillées sur le commerce paraissent dans la série 65-xxx des publications de Statistique Canada. On peut également se procurer des descriptions détaillées et des index des classifications de marchandises. Veuillez consulter le catalogue des publications de Statistique Canada pour une description du contenu des diverses publications. La recherche continuelle dans le domaine de la statistique du commerce donne naissance de temps à autre à de nouveaux documents de référence. Ainsi, on peut obtenir à l'adresse mentionnée ci-dessous un document sur le rapprochement des statistiques du commerce États-Unis-Canada publié par le comité de la statistique du commerce États-Unis-Canada.

Toute question au sujet des méthodes employées doit être adressée par écrit au directeur de la Division du commerce extérieur, Statistique Canada, Ottawa, Ontario K1A 0Z9.



## SELECTED COMMODITY GROUPINGS (TABLE 3): M.C.C. CONTENTS

## GROUPES DE MARCHANDISES CHOISIS (TABLEAU 3): COMPOSITION EN TERMES DE LA C.M.I.

|                                            |                                                  |                                            |
|--------------------------------------------|--------------------------------------------------|--------------------------------------------|
| Meat, fresh, chilled or frozen             | 01101 - 01199                                    | Viande fraîche, réfrigérée ou congelée     |
| Fresh fruits                               | 07103 - 07189                                    | Fruits frais                               |
| Fresh vegetables                           | 09103 - 09199                                    | Légumes frais                              |
| Raw sugar                                  | 10119                                            | Sucre brut                                 |
| Cocoa, chocolate, coffee and tea           | 11110 - 11349                                    | Cacao, chocolat, café et thé               |
| Wool, cotton and man-made fibres           | 24209 - 24299 & 24410 - 24499<br>& 24617 - 24699 | Laine, coton et fibres artificielles       |
| Coal                                       | 26110 - 26189                                    | Charbon                                    |
| Crude petroleum                            | 26410                                            | Pétrole brut                               |
| Textile fabricated materials               | 36021 - 38999                                    | Ouvrages en matières textiles              |
| Chemicals and related products             | 40003 - 42999                                    | Produits chimiques et produits connexes    |
| Petroleum and coal products                | 43109 - 43997                                    | Dérivés du pétrole et du charbon           |
| Steel bars, plates, sheets and shapes      | 44403 - 44690                                    | Barres, tôles, feuilles et profilés, acier |
| Non ferrous metals                         | 45105 - 45999                                    | Métaux non-ferreux                         |
| Metal fabricated basic products            | 46113 - 46999                                    | Ouvrages de base en laminage               |
| Industrial machinery                       | 50119 - 52999                                    | Machinerie industrielle                    |
| Agricultural machinery, including tractors | 54109 - 55199                                    | Machinerie agricole y compris tracteurs    |
| Passenger automobiles and chassis          | 58101 - 58149                                    | Voitures particulières et châssis          |
| Trucks and other motor vehicles            | 58304 - 58799                                    | Camions et autres véhicules moteurs        |
| Motor vehicle engines and parts            | 58802 - 58849                                    | Moteurs de véhicules auto et pièces        |
| Motor vehicle parts, except engines        | 58909 - 58999                                    | Pièces de véhicules auto sauf moteurs      |
| Communication and related equipment        | 63419 - 63999                                    | Équipement et matériel de communication    |
| Office machines and equipment              | 77104 - 77199                                    | Machines et matériel de bureau             |
| Apparel and apparel accessories            | 78119 - 78999                                    | Vêtements et accessoires de vêtement       |

## SELECTED COMMODITY GROUPINGS (TABLE 4): X.C.C. CONTENTS.

## GROUPES DE MARCHANDISES CHOISIS (TABLEAU 4): COMPOSITION EN TERMES DE LA C.M.E.

|                                            |                       |                                              |
|--------------------------------------------|-----------------------|----------------------------------------------|
| Meat, fresh, chilled or frozen             | 01101 - 01199         | Viande fraîche, réfrigérée ou congelée       |
| Fish and fish preparations                 | 03106 - 04999         | Poissons et préparations de poissons         |
| Barley                                     | 06119                 | Orge                                         |
| Wheat                                      | 06161 - 06169         | Blé                                          |
| Rapeseed                                   | 21240                 | Graine de colza                              |
| Iron ores and concentrates                 | 25104 - 25116         | Minerais et concentrés de fer                |
| Copper in ores, concentrates and scrap     | 25310 - 25390         | Minerais, concentrés et déchets de cuivre    |
| Nickel in ores, concentrates and scrap     | 25520 - 25540         | Minerais, concentrés et déchets de nickel    |
| Crude petroleum                            | 26410                 | Pétrole brut                                 |
| Natural gas                                | 26431                 | Gaz naturel                                  |
| Coal and other crude bituminous substances | 26169 & 26189 & 26499 | Charbon et autres subst. bitumineuses brutes |
| Asbestos, unmanufactured                   | 27110 - 27140         | Amiante, non ouvré                           |
| Lumber                                     | 33106 - 33159         | Bois d'oeuvre                                |
| Wood pulp and similar pulp                 | 34019 - 34099         | Pâte de bois et pâtes similaires             |
| Newsprint paper                            | 35109                 | Papier journal                               |
| Fertilizers and fertilizer materials       | 41606 - 41699         | Engrais et matières fertilisantes            |
| Steel bars, rods, plates and sheets        | 44430 - 44599         | Barres, tiges, tôles et feuilles, acier      |
| Aluminum, including alloys                 | 45109 - 45149         | Aluminium, y compris alliages                |
| Copper and alloys                          | 45204 - 45299         | Cuivre et alliages                           |
| Nickel and alloys                          | 45415 & 45499         | Nickel et alliages                           |
| Industrial machinery                       | 50149 - 52998         | Machinerie industrielle                      |
| Agricultural machinery, including tractors | 54109 - 55199         | Machinerie agricole y compris tracteurs      |
| Passenger automobiles and chassis          | 58103 - 58149         | Voitures particulières et châssis            |
| Trucks and other motor vehicles            | 58304 - 58799         | Camions et autres véhicules moteurs          |
| Motor vehicle parts, including engines     | 58885 - 58999         | Pièces véhicules auto et moteurs             |

[REDACTED]



STATISTICS CANADA LIBRARY  
BIBLIOTHÈQUE STATISTIQUE CANADA



1010484848