


# Travel between Canada and other countries

JULY 1974

# Voyages entre le Canada et les autres pays

JUILLET 1974





STATISTICS CANADA — STATISTIQUE CANADA  
Financial Flows and Multinational Enterprises Division — Division des flux financiers et des entreprises multinationales

# TRAVEL BETWEEN CANADA AND OTHER COUNTRIES

---

## VOYAGES ENTRE LE CANADA ET LES AUTRES PAYS

JULY - 1974 - JUILLET

*Published by Authority of*  
The Minister of Industry, Trade and Commerce

---

*Publication autorisée par*  
le ministre de l'Industrie et du Commerce

October - 1974 - Octobre  
3-1401-502

Price—Prix: 55 cents  
\$5.50 a year—par année

Vol. 30—No. 7

Statistics Canada should be credited when republishing all or any part of this document  
Reproduction autorisée sous réserve d'indication de la source: Statistique Canada

Information Canada  
Ottawa



## TABLE OF CONTENTS

|                                      |      |
|--------------------------------------|------|
|                                      | Page |
| Review of International Travel ..... | 5    |
| Method of Collection .....           | 166  |
| Definition of Terms .....            | 167  |

### Chart

|  |   |
|--|---|
| 1. United States Resident Travellers Entering Canada and Remaining One or More Nights, 1973 and 1974 .....             | 8 |
| 2. Non-resident Travellers from Countries Other than the United States Entering Canada, 1973 and 1974 .....            | 8 |
| 3. Canadian Resident Travellers, Remaining One or More Nights, Re-entering from the United States, 1973 and 1974 ..... | 9 |
| 4. Canadian Resident Travellers Re-entering from Countries Other than the United States, 1973 and 1974 .....           | 9 |

### Section 1. Canada Totals

#### Table

|   |    |
|---|----|
| 1. Receipts and Payments on Travel Account .....                                      | 12 |
| 2. Summary - Number of International Travellers Entering or Returning to Canada ..... | 14 |
| 3A. Non-resident Travellers Entering Canada by Type of Transportation .....           | 16 |
| 3B. Non-resident Travellers Entering Canada by Country of Residence .....             | 18 |
| 3C. Resident Travellers Returning to Canada by Type of Transportation .....           | 22 |
| 3D. Number of Vehicles Travelling Between Canada and the United States .....          | 24 |

### Section 2. Provincial Detail

(See Tables 3A-3D for Canada Totals)

|                                     |     |
|-------------------------------------|-----|
| 4A - 4D. Newfoundland .....         | 28  |
| 5A - 5D. Prince Edward Island ..... | 38  |
| 6A - 6D. Nova Scotia .....          | 48  |
| 7A - 7D. New Brunswick .....        | 58  |
| 8A - 8D. Québec .....               | 68  |
| 9A - 9D. Ontario .....              | 78  |
| 10A - 10D. Manitoba .....           | 88  |
| 11A - 11D. Saskatchewan .....       | 98  |
| 12A - 12D. Alberta .....            | 108 |
| 13A - 13D. British Columbia .....   | 118 |
| 14A - 14D. Yukon .....              | 128 |

## TABLE DES MATIÈRES

|  |      |
|--|------|
|  | Page |
| Revue des voyages internationaux ..... | 5    |
| Méthode de collecte .....              | 166  |
| Définition des termes .....            | 167  |

### Graphique

|  |   |
|--|---|
| 1. Résidents des États-Unis entrant au Canada et séjournant une nuit ou plus, 1973 et 1974 ..                    | 8 |
| 2. Voyageurs non-résidents en provenance de pays autres que les États-Unis entrant au Canada, 1973 et 1974 ..... | 8 |
| 3. Résidents canadiens revenant des États-Unis après un séjour d'une nuit ou plus, 1973 et 1974 .....            | 9 |
| 4. Résidents canadiens revenant de pays autres que les États-Unis, 1973 et 1974 .....                            | 9 |

### Section 1. Totaux pour le Canada

#### Tableau

|   |    |
|---|----|
| 1. Recettes et paiements au compte des voyages .....                              | 12 |
| 2. Sommaire - Nombre de voyageurs internationaux entrant ou revenant au Canada .. | 14 |
| 3A. Voyageurs non résidents entrant au Canada, selon le moyen de transport .....  | 16 |
| 3B. Voyageurs non résidents entrant au Canada, selon le pays de résidence .....   | 18 |
| 3C. Voyageurs résidents revenant au Canada, selon le moyen de transport .....     | 22 |
| 3D. Nombre de véhicules voyageant entre le Canada et les États-Unis .....         | 24 |

### Section 2. Détails par province

(Les totaux du Canada figurent aux Tableaux 3A-3D)

|                                       |     |
|---------------------------------------|-----|
| 4A - 4D. Terre-Neuve .....            | 28  |
| 5A - 5D. Île-du-Prince-Édouard .....  | 38  |
| 6A - 6D. Nouvelle-Écosse .....        | 48  |
| 7A - 7D. Nouveau-Brunswick .....      | 58  |
| 8A - 8D. Québec .....                 | 68  |
| 9A - 9D. Ontario .....                | 78  |
| 10A - 10D. Manitoba .....             | 88  |
| 11A - 11D. Saskatchewan .....         | 98  |
| 12A - 12D. Alberta .....              | 108 |
| 13A - 13D. Colombie-Britannique ..... | 118 |
| 14A - 14D. Yukon .....                | 128 |

**TABLE OF CONTENTS – Concluded**

**TABLE DES MATIÈRES – fin**

**Section 3. Port of Entry Detail**

**Section 3. Bureau d'entrée**

| Table   | Page |
|---|------|
| 15. Number of Vehicles Travelling between Canada and the United States by Port of Entry . . . . .                       | 140  |
| 16. Number of Travellers Between Canada and Other Countries Classified by Type of Transportation and Port of Entry . .  | 146  |
| 17. Residents of Countries Other than the United States Entering Canada by Country of Residence and Port of Entry . . . | 160  |
| 18. Residents of Canada Returning from Countries Other than the United States by Port of Re-entry . . . . .             | 164  |

| Tableau  | Page |
|--|------|
| 15. Nombre de véhicules voyageant entre le Canada et les États-Unis, par bureau d'entrée . . . . .                     | 140  |
| 16. Nombre de voyageurs entre le Canada et les autres pays, par bureau d'entrée et moyen de transport . . . . .        | 146  |
| 17. Résidents de pays autres que les États-Unis, entrant au Canada, par pays de résidence et bureau d'entrée . . . . . | 160  |
| 18. Résidents du Canada revenant de pays autres que les États-Unis, par bureau de rentrée . . . . .                    | 164  |

**SYMBOLS**

The following standard symbols are used in Statistics Canada publications:

- . . figures not available.
- . . . figures not appropriate or not applicable.
- nil or zero.
- amount too small to be expressed.
- P preliminary figures.
- † revised figures.
- x confidential to meet secrecy requirements of the Statistics Act.

**SIGNES CONVENTIONNELS**

Les signes conventionnels suivants sont employés uniformément dans les publications de Statistique Canada:

- . . nombres indisponibles.
- . . . n'ayant pas lieu de figurer.
- néant ou zéro.
- nombres infimes.
- P nombres provisoires.
- † nombres rectifiés.
- x confidentiel en vertu des dispositions de la Loi sur la statistique relatives au secret.

## Review of International Travel

Cumulative statistics for January to July, 1974 show that 40.3 million international travellers entered Canada, a decline of 5% from last year. This aggregate comprises 20.4 million non-resident travellers, 17.9 million returning residents and 2.0 million in the "other travellers" category which includes immigrants, military personnel and crews.

United States visitors entering Canada in the first seven months this year numbered 19.7 million, 6.1% fewer than the previous year. The decline in visitors is entirely attributable to arrivals in the automobile category.

Visitors from countries other than the United States numbering 660,800, increased 10.0% from last year. The absolute growth in overseas visitor arrivals was evenly divided between overseas visitors entering direct and via the United States. The ratio of direct to via entries on a year-to-year basis in the first seven months changed only marginally.

Canadian residents returning from the United States numbered 17.0 million in the first seven months, down 5.7% from last year. This decline was most evident in the automobile category which exceeded the overall drop in re-entries from the United States. The proportion of the automobile decrease attributable to same day or one or more nights re-entries varied considerably on a month-to-month basis but overall a slightly higher proportion of the decline (53.2%) resulted from residents entering the United States and returning to Canada on the same day.

Canadian residents returning from countries other than the United States numbered 864,800, up 9.2% from last year. The growth in re-entries was particularly noticeable in the 'via the United States' category which accounted for 57.2% of the total increase in the first seven months of the year. The acceleration in Canadian residents re-entries from overseas countries via the United States on a year-to-year basis reduced the proportion of direct re-entries from 90.0% to 86.1% this year. This shift is in part attributable to the airport firemen's strike and uncertainties regarding the energy crisis earlier in the year.

### Non-resident travellers entering Canada

United States travellers entering Canada in July numbering 6.1 million, a drop of 8.8% from last year, represented almost one third of total United States traveller arrivals in the first seven months of the year, a proportion similar to last year's.

In the automobile category 5.2 million entries were recorded, down 10.3% from the previous year. This aggregate represents 85.6% of total United States arrivals in July, down from 87.1% a year ago. The decline in automobile arrivals in July represents 41% of the total automobile decline in the first seven months of the year. Length of stay statistics show that 58% of the July decline was the result of fewer travellers entering and leaving Canada on the same day.

Province of entry statistics for July show that the decline in same day travellers was most severe in Ontario which accounted for 47.7% of the drop, followed by New Brunswick 26.4%, and Quebec 10.9%. The most significant decreases in the one or more nights category were in New Brunswick which accounted

## Revue des Voyages Internationaux

Selon les statistiques cumulatives pendant la période de janvier à juin 1974 40.3 millions de voyageurs internationaux sont entrés au Canada, soit 5 % de moins que l'année précédente. Cet agrégat comprend 20.4 millions de voyageurs non résidents, 17.9 millions de voyageurs revenant au pays et 2.0 millions "d'autres voyageurs", dont les immigrants, les militaires et les équipages.

Les visiteurs U.S. qui sont entrés au Canada au cours des sept premiers mois de 1974 ont été au nombre de 19.7 millions, soit 6.1 % de moins que l'année précédente. Cette baisse est entièrement attribuable à la diminution du nombre d'arrivées en automobile.

Les visiteurs en provenance de pays autres que les Etats-Unis ont été au nombre de 660,800, ce qui représente une augmentation de 10.0 % par rapport à l'année précédente. Les visiteurs entrant directement au Canada et ceux entrant via les Etats-Unis ont contribué à parts égales à l'augmentation absolue du nombre d'arrivées d'outre-mer. Le rapport entre les entrées directes et les entrées via les Etats-Unis pour les sept premiers mois de l'année n'a pratiquement pas changé par rapport à l'année précédente.

Au cours des sept premiers mois de l'année, 17.0 millions de résidents canadiens sont revenus au pays en provenance des Etats-Unis, soit 5.7 % de moins que l'année précédente. Cette baisse s'est manifestée surtout dans la catégorie des rentrées par automobile, dont la diminution a été plus sensible que celle de l'ensemble des rentrées en provenance des Etats-Unis. Dans cette catégorie, le pourcentage de la diminution attribuable aux rentrées le même jour ou aux rentrées après un séjour d'une nuit ou plus a considérablement varié d'un mois à l'autre, mais dans l'ensemble, un pourcentage légèrement supérieur de la diminution (53.2 %) est attribuable aux résidents entrant aux Etats-Unis et revenant au Canada le même jour.

Les résidents canadiens rentrant au pays en provenance de pays autres que les Etats-Unis ont été au nombre de 864,800, soit 9.2 % de plus que l'année précédente. L'augmentation des rentrées a été observée surtout dans la catégorie "via les Etats-Unis", qui a compté pour 57.2 % de l'augmentation totale au cours des sept premiers mois de l'année. L'accroissement des rentrées via les Etats-Unis des résidents canadiens en provenance de pays d'outre-mer a fait baisser les rentrées directes à 86.1 % cette année, par rapport à 90 % l'année précédente. Ce changement est en partie attribuable à la grève des pompiers d'aéroport et à la situation incertaine provoquée par la crise de l'énergie au début de l'année.

### Voyageurs non résidents entrant au Canada

Les 6.1 millions de voyageurs U.S. qui sont entrés au Canada en juillet 1974, soit 8.8 % de moins que l'année précédente, représentaient près du tiers de l'ensemble des arrivées U.S. au cours des sept premiers mois de l'année, proportion semblable à celle de l'année précédente.

Le nombre/arrivées en automobile a été de 5.2 millions, soit 10.3 % de moins que l'année précédente. Cet agrégat représente 85.6 % de l'ensemble des arrivées U.S. en juillet, soit une baisse par rapport à l'année précédente (87.1 %). La baisse observée en juillet dans la catégorie des arrivées en automobile compte pour 41 % de la baisse totale de cette catégorie au cours des sept premiers mois de l'année. Les statistiques sur la durée du séjour indiquent que la diminution du nombre de voyageurs entrant au Canada et repartant le même jour compte pour 58 % de la baisse enregistrée en juillet.

Les statistiques de juillet sur la province d'entrée indiquent que la baisse du nombre de voyageurs entrant au Canada et repartant le même jour s'est manifestée surtout en Ontario, où elle compte pour 47.7 % de la diminution totale, tandis qu'au Nouveau-Brunswick et au Québec elle compte respectivement pour 26.4 % et 10.9 %. Les baisses les plus

for 35.2% of the drop, followed by Quebec 19.4% and Manitoba 15%. In contrast, Ontario accounted for only 3.2% of the total long-term automobile decline in July.

In the non-automobile category United States visitors entering by plane during July numbered 196,800, virtually unchanged from last year. Province of entry statistics show that 42.9% entered in Ontario, 23.3% in Quebec and 16.4% in British Columbia. In July, Quebec and British Columbia recorded increases in United States plane arrivals, 13.1 and 6.8% respectively, whereas Ontario recorded a decline of 6.7% from July last year.

In July United States travellers entering Canada by bus numbered 222,900, down 1.2% from July last year and attributable to fewer bus travellers entering and departing Canada on the same day.

Visitors from countries other than the United States in July numbered 223,900, a rise of 5.6% from last year. Overseas visitors entering direct accounted for 59.8% of total overseas arrivals, up slightly from last year. 70% of total overseas visitors entered Canada by plane as compared to 68% in July last year.

Country of residence statistics show that 68,600 visitors were residents of the United Kingdom, followed by Germany (28,900), the Netherlands (21,300), France (12,800) and Japan (9,700). Decreases were recorded in arrivals from the United Kingdom and Japan over July 1973, of which the United Kingdom recorded the most pronounced decline, 5.9%. Collectively the above mentioned countries accounted for 63.0% of total overseas arrivals, down from 65.7% a year earlier.

#### Resident travellers returning to Canada

Cumulative statistics for July show that 3.9 million Canadian residents returned from the United States, down 4.6% from last year. Canadian residents returning by automobile numbering 3.5 million, decreased 5.0% from July last year, and virtually accounted for the overall decline in travellers in July this year. About two-thirds of the automobile decline in July results from fewer residents entering the United States and re-entering Canada on the same day.

Province of re-entry statistics of Canadian resident automobile travellers show that 32.6% re-entered in Ontario, followed by Quebec 25.8%, and British Columbia 20.5%. All provinces with the exception of British Columbia recorded decreases in automobile re-entries in July. In British Columbia, where a 37.5% rise in one or more night automobile re-entries was recorded, the growth, in part at least, reflects the impact of Expo '74, being held in Spokane.

In the non-automobile category, Canadian residents returning from the United States by plane numbered 102,200, up 9.8% from July last year. Province of re-entry statistics show that 48.7% re-entered in Ontario, followed by Quebec 23.3% and British Columbia 16.4%. The most pronounced proportional growth in plane re-entries occurred in Alberta, 5.8% of aggregate re-entries by plane, up from 3.9% recorded in July 1973.

sensibles dans la catégorie d'une nuit ou plus ont été enregistrées au Nouveau-Brunswick (35.2%), au Québec (19.4%) et au Manitoba (15%). Par contre, l'Ontario rend compte de 3.2% seulement de la diminution totale observée dans la catégorie des entrées par automobile en vue d'un séjour prolongé.

Dans la catégorie "autres moyens de transport" le nombre de visiteurs U.S. entrant au Canada par avion s'est élevé à 196,800, chiffre pratiquement inchangé par rapport à l'année précédente. Les statistiques sur la province d'entrée indiquent que 42.9% des voyageurs sont entrés en Ontario, 23.3% au Québec et 16.4% en Colombie-Britannique. En juillet, le Québec et la Colombie-Britannique ont enregistré des hausses (respectivement de 13.1 et 6.8%) dans les arrivées U.S. en avion, tandis que l'Ontario a accusé une baisse de 6.7% dans cette catégorie par rapport à juillet de l'année précédente.

En juillet, les voyageurs U.S. entrant au Canada par autocar ont été au nombre de 222,900, soit 1.2% de moins qu'en juillet de l'année précédente. Cela est attribuable à la diminution du nombre de voyageurs par autocar entrant au Canada et repartant le même jour.

Le nombre de visiteurs en provenance de pays autres que les Etats-Unis s'est élevé en juillet, à 223,900, soit 5.6% de plus que l'année précédente. Les visiteurs d'outre-mer entrant directement au Canada ont compté pour 59.8% de l'ensemble des arrivées d'outre-mer, ce qui représente une légère augmentation par rapport à l'année précédente. Sur l'ensemble des visiteurs d'outre-mer entrés au Canada, 70% sont entrés en avion cette année, par rapport à 68% en juillet de l'année précédente.

Les statistiques sur le pays de résidence révèlent que 68,600 visiteurs étaient des résidents du Royaume-Uni, 28,900, de l'Allemagne, 21,300, des Pays-Bas, 12,800, de la France et 9,700, du Japon. Des baisses ont été enregistrées dans les arrivées du Royaume-Uni et du Japon par rapport à juillet 1973, la plus forte étant celle du Royaume-Uni (-5.9%). Au total, les pays susmentionnés ont compté pour 63.0% de l'ensemble des arrivées d'outre-mer, ce qui représente une baisse par rapport à l'année précédente (65.7%).

#### Voyageurs résidents revenant au Canada

Selon les statistiques cumulatives pour juillet, 3.9 millions de résidents canadiens sont rentrés au pays en provenance des Etats-Unis, soit 4.6% de moins que l'année précédente. Le nombre de résidents canadiens revenant en automobile a été de 3.5 millions, soit 5.0% de moins qu'en juillet de l'année précédente. Cette baisse rend compte presque à elle seule de la diminution totale du nombre de voyageurs en juillet 1974. Environ les deux tiers de celle-ci dans la catégorie des voyageurs par automobile sont attribuables à la diminution du nombre de résidents entrant aux Etats-Unis et revenant au Canada le même jour.

Selon les statistiques sur la province de rentrée 32.6% des résidents canadiens voyageant par automobile sont rentrés au pays en Ontario, 25.8% au Québec et 20.5% en Colombie-Britannique. En juillet, des baisses ont été enregistrées dans les rentrées en automobile dans toutes les provinces à l'exception de la Colombie-Britannique. En Colombie-Britannique, l'augmentation des rentrées après une absence d'une nuit ou plus (37.5%) reflète, du moins en partie, l'effet de l'Expo 74 tenue à Spokane.

Dans la catégorie "autres moyens de transport", les résidents canadiens revenant au pays par avion en provenance des Etats-Unis ont été au nombre de 102,200, soit 9.8% de plus qu'en juillet de l'année précédente. Selon les statistiques sur la province de rentrée, 48.7% d'entre eux sont rentrés en Ontario, 23.3%, au Québec et 16.4% en Colombie-Britannique. Proportionnellement, l'augmentation la plus forte dans les rentrées par avion a été enregistrée en Alberta (5.8% de l'agrégat des rentrées en avion, par rapport à 3.9% en juillet 1973).



Canadian residents returning from the United States in July by bus numbered 132,900, down 1.2% from last year. This decrease is entirely attributable to a 8.5% decline in same day bus re-entries.

Residents of Canada re-entering from countries other than the United States in July numbered 120,800, a decline of 2.7% from July 1973. The proportion of Canadian residents re-entering from overseas direct, 93% of the total, remains unchanged from last year.

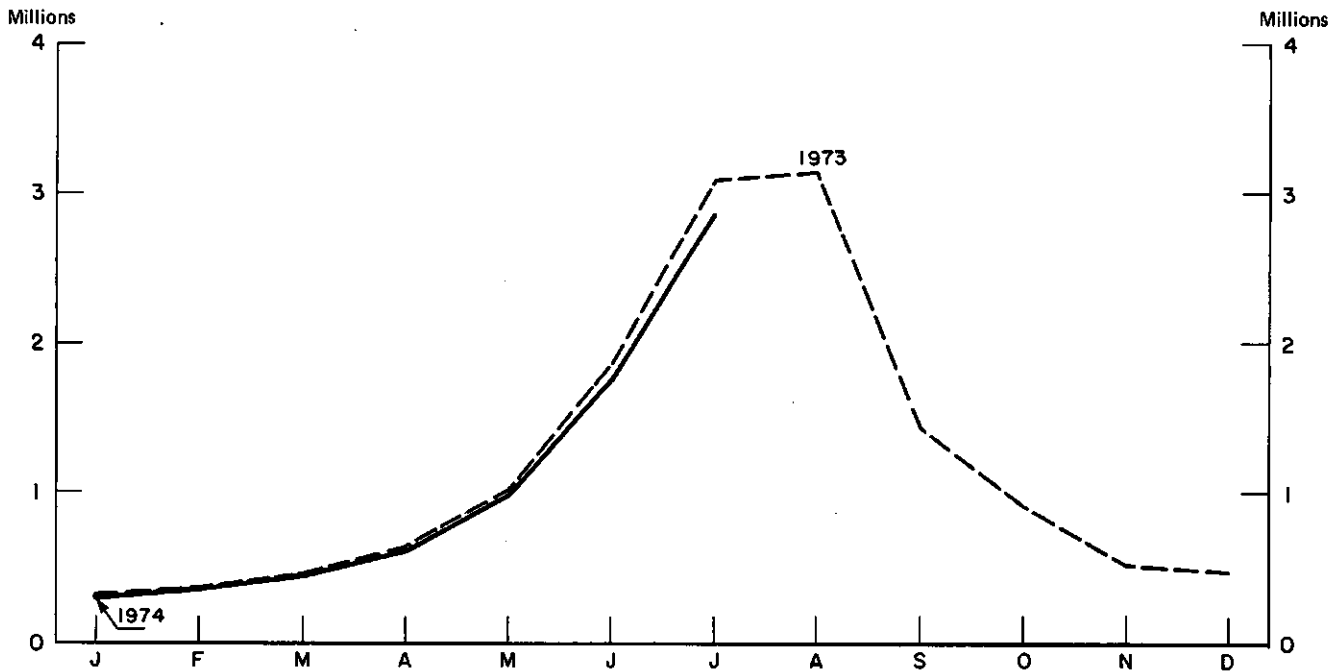
Province of re-entry statistics show that 43.5% of Canadian residents re-entering from overseas entered in Ontario, followed by Quebec 31.9%. These proportions compare with 45.0 and 33.5% respectively, recorded in July last year. The proportion of Canadian resident re-entries in British Columbia significantly increased from 6.4% in July 1973 to 8.1% in July this year.

Les résidents canadiens revenant au pays par autocar en provenance des Etats-Unis ont été, en juillet, au nombre de 132,900, soit 1.2 % de moins que l'année précédente. Cette diminution est entièrement attribuable à la baisse de 8.5 % enregistrée dans les rentrées par autocar le même jour.

Le nombre de résidents canadiens revenant au pays en provenance de pays autres que les Etats-Unis a été en juillet de 120,800, soit 2.7 % de moins qu'en juillet 1973. Le pourcentage des résidents canadiens revenant d'outre-mer directement, soit 93 % du total, reste inchangé par rapport à l'année précédente.

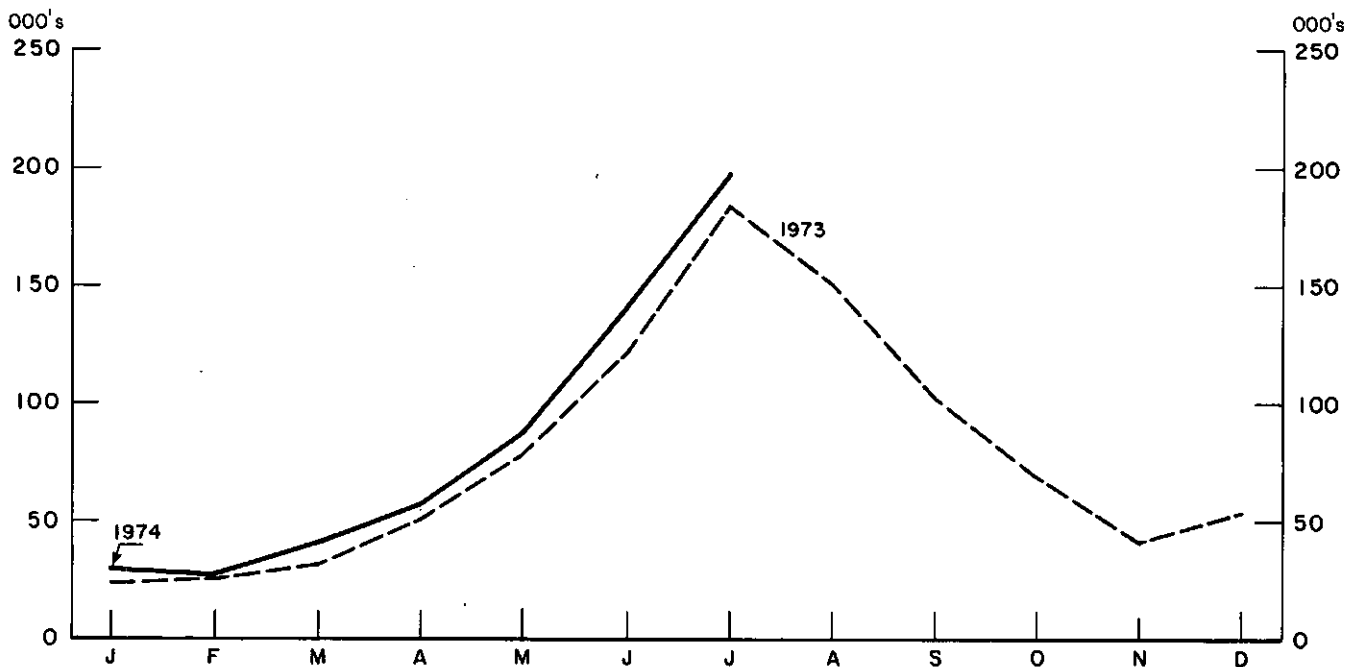
Les statistiques sur la province de rentrée indiquent que 43.5 % des résidents canadiens revenant d'outre-mer sont rentrés au pays en Ontario et 31.9 %, au Québec par rapport à 45.0 % et 33.5 % respectivement en juillet de l'année précédente. La proportion des rentrées des résidents canadiens en Colombie-Britannique a augmenté sensiblement, passant de 6.4 % en juillet 1973 à 8.1 % en juillet 1974.

**United States Resident Travellers Entering Canada and Remaining One or More Nights<sup>(1)</sup>, 1973 and 1974**  
**Résidents des États-Unis entrant au Canada et séjournant une nuit ou plus<sup>(1)</sup>, 1973 et 1974**



(1) Excludes same day automobile, bus and other travellers.  
 Sans les automobiles, les autocars et autres voyageurs du même jour.

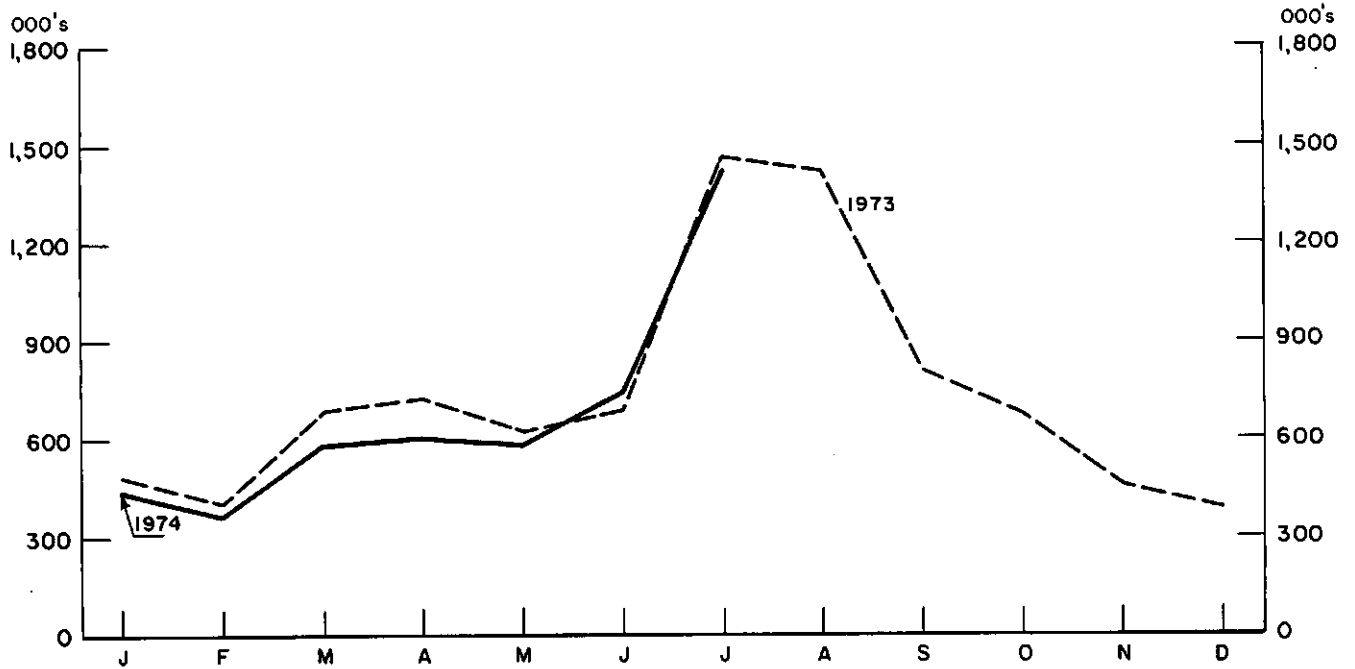
**Non-Resident Travellers<sup>(1)</sup> from Countries Other than the United States Entering Canada, 1973 and 1974**  
**Voyageurs<sup>(1)</sup> non résidents en provenance de pays autres que les États-Unis entrant au Canada, 1973 et 1974**



(1) Excludes same day land, via the United States.  
 Sans les voyages du même jour par moyens terrestres, via les États-Unis

**Canadian Resident Travellers, Remaining One or More Nights, (1) Re-entering from the United States 1973 and 1974**

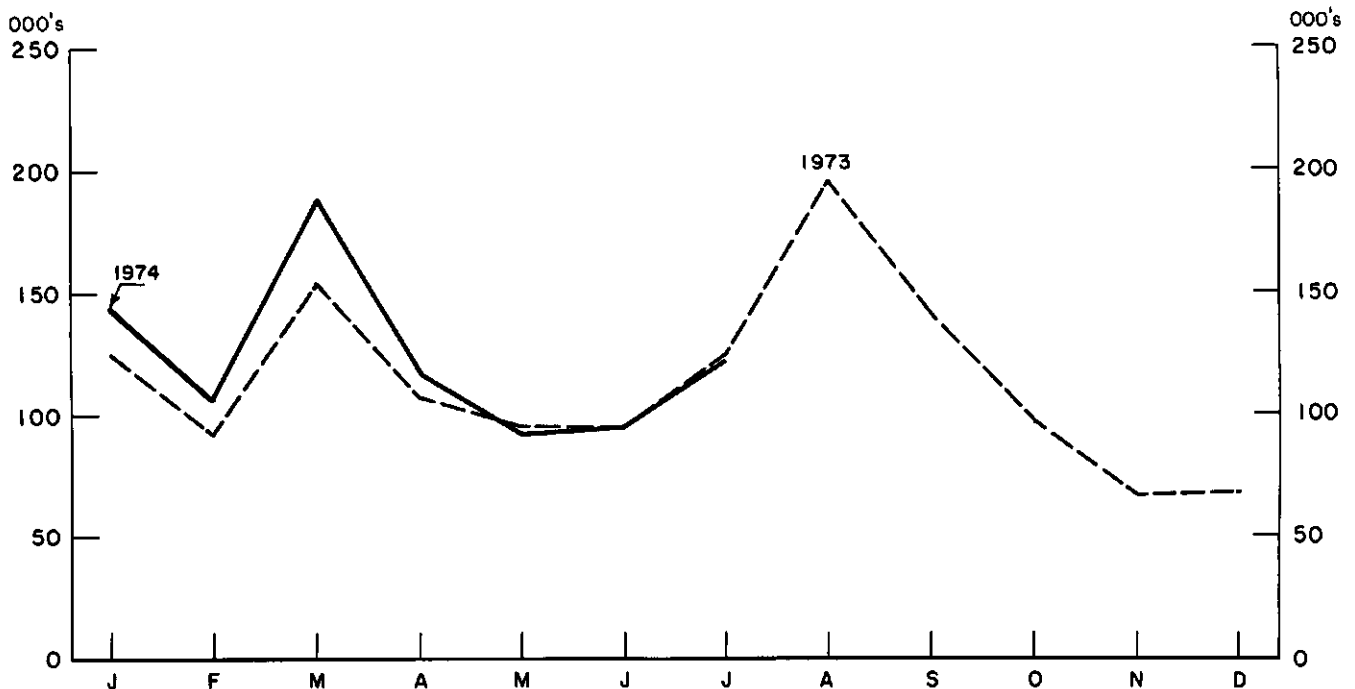
**Résidents canadiens revenant des États-Unis après un séjour d'une nuit ou plus(1), 1973 et 1974**




(1) Excludes same day automobile, bus and other travellers.  
Sans les automobiles, les autocars et autres voyageurs du même jour.

**Canadian Resident Travellers Re-entering from Countries Other than the United States, 1973 and 1974**

**Résidents canadiens revenant de pays autres que les États-Unis, 1973 et 1974**





**SECTION 1**

**CANADA TOTALS**



**TOTAUX POUR LE CANADA**

TABLE 1. Receipts and Payments on Travel Account, 1967-1974

| No. |                       | 1967                |       |       |      |       | 1968  |      |       |      |       |
|-----|-----------------------|---------------------|-------|-------|------|-------|-------|------|-------|------|-------|
|     |                       | I                   | II    | III   | IV   | Year  | I     | II   | III   | IV   | Year  |
|     |                       | millions of dollars |       |       |      |       |       |      |       |      |       |
|     | <u>Receipts</u>       |                     |       |       |      |       |       |      |       |      |       |
| 1   | United States .....   | 71                  | 301   | 647   | 145  | 1,164 | 69    | 203  | 485   | 109  | 866   |
| 2   | Other countries ..... | 11                  | 46    | 76    | 21   | 154   | 9     | 24   | 38    | 16   | 87    |
| 3   | Total .....           | 82                  | 347   | 723   | 166  | 1,318 | 78    | 227  | 523   | 125  | 953   |
|     | <u>Payments</u>       |                     |       |       |      |       |       |      |       |      |       |
| 4   | United States .....   | 141                 | 181   | 200   | 105  | 627   | 159   | 177  | 233   | 115  | 684   |
| 5   | Other countries ..... | 55                  | 65    | 98    | 50   | 268   | 52    | 65   | 127   | 54   | 298   |
| 6   | Total .....           | 196                 | 246   | 298   | 155  | 895   | 211   | 242  | 360   | 169  | 982   |
|     | <u>Balance</u>        |                     |       |       |      |       |       |      |       |      |       |
| 7   | United States .....   | - 70                | + 120 | + 447 | + 40 | + 537 | - 90  | + 26 | + 252 | - 6  | + 182 |
| 8   | Other countries ..... | - 44                | - 19  | - 22  | - 29 | - 114 | - 43  | - 41 | - 89  | - 38 | - 211 |
| 9   | Total .....           | - 114               | + 101 | + 425 | + 11 | + 423 | - 133 | - 15 | + 163 | - 44 | - 29  |
|     |                       | 1971                |       |       |      |       | 1972  |      |       |      |       |
|     |                       | millions of dollars |       |       |      |       |       |      |       |      |       |
|     | <u>Receipts</u>       |                     |       |       |      |       |       |      |       |      |       |
| 1   | United States .....   | 103                 | 253   | 576   | 160  | 1,092 | 87    | 241  | 543   | 152  | 1,023 |
| 2   | Other countries ..... | 15                  | 44    | 68    | 27   | 154   | 18    | 57   | 88    | 44   | 207   |
| 3   | Total .....           | 118                 | 297   | 644   | 187  | 1,246 | 105   | 298  | 631   | 196  | 1,230 |
|     | <u>Payments</u>       |                     |       |       |      |       |       |      |       |      |       |
| 4   | United States .....   | 216                 | 234   | 291   | 157  | 898   | 229   | 235  | 300   | 155  | 919   |
| 5   | Other countries ..... | 95                  | 127   | 228   | 100  | 550   | 104   | 131  | 209   | 101  | 545   |
| 6   | Total .....           | 311                 | 361   | 519   | 257  | 1,448 | 333   | 366  | 509   | 256  | 1,464 |
|     | <u>Balance</u>        |                     |       |       |      |       |       |      |       |      |       |
| 7   | United States .....   | - 113               | + 19  | + 285 | + 3  | + 194 | - 142 | + 6  | + 243 | - 3  | + 104 |
| 8   | Other countries ..... | - 80                | - 83  | - 160 | - 73 | - 396 | - 86  | - 74 | - 121 | - 57 | - 338 |
| 9   | Total .....           | - 193               | - 64  | + 125 | - 70 | - 202 | - 228 | - 68 | + 122 | - 60 | - 234 |

(1) Subject to revision.

Note: Figures include international passenger fares.

TABLEAU 1. Recettes et dépenses au compte des voyages, 1967-1974

| 1969                |      |       |      |       | 1970    |      |       |      |       | N <sup>o</sup>      |
|---------------------|------|-------|------|-------|---------|------|-------|------|-------|---------------------|
| I                   | II   | III   | IV   | Année | I       | II   | III   | IV   | Année |                     |
| millions de dollars |      |       |      |       |         |      |       |      |       |                     |
|                     |      |       |      |       |         |      |       |      |       | <u>Recettes</u>     |
| 72                  | 217  | 510   | 135  | 934   | 91      | 249  | 552   | 162  | 1,054 | États-Unis ..... 1  |
| 12                  | 30   | 51    | 20   | 113   | 17      | 45   | 65    | 25   | 152   | Autres pays ..... 2 |
| 84                  | 247  | 561   | 155  | 1,047 | 108     | 294  | 617   | 187  | 1,206 | Total ..... 3       |
|                     |      |       |      |       |         |      |       |      |       | <u>Dépenses</u>     |
| 205                 | 243  | 290   | 124  | 862   | 214     | 247  | 295   | 142  | 898   | États-Unis ..... 4  |
| 61                  | 94   | 163   | 81   | 399   | 96      | 132  | 220   | 76   | 524   | Autres pays ..... 5 |
| 266                 | 337  | 453   | 205  | 1,261 | 310     | 379  | 515   | 218  | 1,422 | Total ..... 6       |
|                     |      |       |      |       |         |      |       |      |       | <u>Solde</u>        |
| - 133               | - 26 | + 220 | + 11 | + 72  | - 123   | + 2  | + 257 | + 20 | + 156 | États-Unis ..... 7  |
| - 49                | - 64 | - 112 | - 61 | - 286 | - 79    | - 87 | - 155 | - 51 | - 372 | Autres pays ..... 8 |
| - 182               | - 90 | + 108 | - 50 | - 214 | - 202   | - 85 | + 102 | - 31 | - 216 | Total ..... 9       |
| 1973(1)             |      |       |      |       | 1974(1) |      |       |      |       |                     |
| millions de dollars |      |       |      |       |         |      |       |      |       |                     |
|                     |      |       |      |       |         |      |       |      |       | <u>Recettes</u>     |
| 102                 | 280  | 605   | 173  | 1,160 | 116     | 304  |       |      |       | États-Unis ..... 1  |
| 29                  | 79   | 126   | 52   | 286   | 34      | 91   |       |      |       | Autres pays ..... 2 |
| 131                 | 359  | 731   | 225  | 1,446 | 150     | 395  |       |      |       | Total ..... 3       |
|                     |      |       |      |       |         |      |       |      |       | <u>Dépenses</u>     |
| 291                 | 274  | 321   | 187  | 1,073 | 327     | 312  |       |      |       | États-Unis ..... 4  |
| 150                 | 153  | 232   | 134  | 669   | 198     | 169  |       |      |       | Autres pays ..... 5 |
| 441                 | 427  | 553   | 321  | 1,742 | 525     | 481  |       |      |       | Total ..... 6       |
|                     |      |       |      |       |         |      |       |      |       | <u>Solde</u>        |
| - 189               | + 6  | + 284 | - 14 | + 87  | - 211   | - 8  |       |      |       | États-Unis ..... 7  |
| - 121               | - 74 | - 106 | - 82 | - 383 | - 164   | - 78 |       |      |       | Autres pays ..... 8 |
| - 310               | - 68 | + 178 | - 96 | - 296 | - 375   | - 86 |       |      |       | Total ..... 9       |

(1) Chiffres sujets à rectification.

Nota: Ces chiffres comprennent le prix du transport des voyageurs internationaux.

TABLE 2. SUMMARY - Number of International Travellers Entering or Returning to Canada

| No.                            | Traveller category                   | J    | F         | M         | A         | M         | J         | Six months<br>-<br>Six mois |            |
|--------------------------------|--------------------------------------|------|-----------|-----------|-----------|-----------|-----------|-----------------------------|------------|
| <u>Non-resident travellers</u> |                                      |      |           |           |           |           |           |                             |            |
| 1                              | United States .....                  | 1973 | 1,481,597 | 1,469,114 | 1,822,610 | 2,279,916 | 2,946,503 | 4,308,219                   | 14,307,959 |
| 2                              |                                      | 1974 | 1,395,593 | 1,449,191 | 1,728,545 | 2,117,878 | 2,850,105 | 4,078,068                   | 13,619,380 |
| 3                              | Countries other than the U.S.A. .... | 1973 | 27,273    | 27,818    | 36,960    | 64,600    | 91,698    | 140,282                     | 388,631    |
| 4                              |                                      | 1974 | 33,233    | 30,070    | 45,339    | 68,636    | 101,613   | 158,022                     | 436,913    |
| 5                              | Entering direct .....                | 1973 | 13,309    | 15,887    | 19,412    | 29,372    | 47,747    | 87,535                      | 213,262    |
| 6                              |                                      | 1974 | 16,062    | 15,739    | 24,286    | 28,674    | 54,343    | 95,805                      | 234,909    |
| 7                              | Entering via the U.S.A. ....         | 1973 | 13,964    | 11,931    | 17,548    | 35,228    | 43,951    | 52,747                      | 175,369    |
| 8                              |                                      | 1974 | 17,171    | 14,331    | 21,053    | 39,962    | 47,270    | 62,217                      | 202,004    |
| 9                              | Total non-residents .....            | 1973 | 1,508,870 | 1,496,932 | 1,859,570 | 2,344,516 | 3,038,201 | 4,448,501                   | 14,696,590 |
| 10                             |                                      | 1974 | 1,428,826 | 1,479,261 | 1,773,884 | 2,186,514 | 2,951,718 | 4,236,090                   | 14,056,293 |
| <u>Residents of Canada</u>     |                                      |      |           |           |           |           |           |                             |            |
| 11                             | United States .....                  | 1973 | 1,889,309 | 1,755,008 | 2,330,862 | 2,584,222 | 2,592,834 | 2,806,323                   | 13,958,558 |
| 12                             |                                      | 1974 | 1,725,477 | 1,604,850 | 2,128,249 | 2,313,249 | 2,420,252 | 2,917,734                   | 13,109,811 |
| 13                             | Countries other than the U.S.A. .... | 1973 | 123,912   | 92,374    | 154,512   | 108,615   | 95,310    | 95,070                      | 667,793    |
| 14                             |                                      | 1974 | 144,350   | 107,090   | 189,838   | 116,121   | 91,412    | 95,253                      | 744,064    |
| 15                             | Returning direct .....               | 1973 | 109,819   | 80,974    | 136,062   | 95,804    | 87,258    | 87,761                      | 597,678    |
| 16                             |                                      | 1974 | 122,301   | 90,036    | 160,979   | 90,465    | 81,904    | 86,723                      | 632,408    |
| 17                             | Returning via the U.S.A. ....        | 1973 | 14,093    | 11,400    | 18,450    | 10,811    | 8,052     | 7,309                       | 70,115     |
| 18                             |                                      | 1974 | 22,049    | 17,054    | 28,859    | 25,656    | 9,508     | 8,530                       | 111,656    |
| 19                             | Total residents .....                | 1973 | 2,013,221 | 1,847,382 | 2,485,374 | 2,690,837 | 2,688,144 | 2,901,393                   | 14,626,351 |
| 20                             |                                      | 1974 | 1,869,827 | 1,711,940 | 2,318,087 | 2,429,370 | 2,511,664 | 3,012,987                   | 13,853,875 |
| <u>Other travellers</u>        |                                      |      |           |           |           |           |           |                             |            |
| 21                             |                                      | 1973 | 245,544   | 242,243   | 278,056   | 268,452   | 308,692   | 316,620                     | 1,659,607  |
| 22                             |                                      | 1974 | 271,964   | 257,579   | 296,138   | 280,396   | 301,718   | 312,699                     | 1,720,494  |
| <u>Grand total</u>             |                                      |      |           |           |           |           |           |                             |            |
| 23                             |                                      | 1973 | 3,767,635 | 3,586,557 | 4,623,000 | 5,303,805 | 6,035,037 | 7,666,514                   | 30,982,548 |
| 24                             |                                      | 1974 | 3,570,617 | 3,448,780 | 4,388,109 | 4,896,280 | 5,765,100 | 7,561,776                   | 29,630,662 |



TABLEAU 2. SOMMAIRE - Nombre de voyageurs internationaux entrant ou revenant au Canada

| J                              | A          | S         | O         | N         | D         | Year<br>-<br>Année | Catégorie de<br>voyageurs                 | N <sup>o</sup> |
|--------------------------------|------------|-----------|-----------|-----------|-----------|--------------------|---|----------------|
| <u>Voyageurs non résidents</u> |            |           |           |           |           |                    |   |                |
| 6,684,699<br>6,095,828         | 6,645,422  | 3,557,333 | 2,498,277 | 1,813,082 | 1,677,530 | 37,184,302         | 1973 États-Unis .....                     | 1              |
|                                |            |           |           |           |           |                    | 1974                                      | 2              |
| 212,089<br>223,869             | 179,051    | 123,748   | 90,865    | 52,608    | 57,852    | 1,104,844          | 1973 Pays autres que les États-Unis ..... | 3              |
|                                |            |           |           |           |           |                    | 1974                                      | 4              |
| 124,510<br>133,973             | 83,882     | 57,403    | 35,206    | 21,241    | 37,228    | 572,732            | 1973 Entrée directe .....                 | 5              |
|                                |            |           |           |           |           |                    | 1974                                      | 6              |
| 87,579<br>89,896               | 95,169     | 66,345    | 55,659    | 31,367    | 20,624    | 532,112            | 1973 Entrée via les États-Unis .....      | 7              |
|                                |            |           |           |           |           |                    | 1974                                      | 8              |
| 6,896,788<br>6,319,697         | 6,824,473  | 3,681,081 | 2,589,142 | 1,865,690 | 1,735,382 | 38,289,146         | 1973 Total, non-résidents .....           | 9              |
|                                |            |           |           |           |           |                    | 1974                                      | 10             |
| <u>Résidents du Canada</u>     |            |           |           |           |           |                    |   |                |
| 4,080,825<br>3,894,236         | 3,846,182  | 2,710,293 | 2,437,065 | 1,918,409 | 1,804,479 | 30,755,811         | 1973 États-Unis .....                     | 11             |
|                                |            |           |           |           |           |                    | 1974                                      | 12             |
| 124,046<br>120,755             | 195,267    | 141,699   | 96,970    | 66,450    | 68,022    | 1,360,247          | 1973 Pays autres que les États-Unis ..... | 13             |
|                                |            |           |           |           |           |                    | 1974                                      | 14             |
| 115,763<br>112,243             | 180,352    | 127,162   | 88,031    | 56,435    | 59,213    | 1,224,634          | 1973 Rentrée directe .....                | 15             |
|                                |            |           |           |           |           |                    | 1974                                      | 16             |
| 8,283<br>8,512                 | 14,915     | 14,537    | 8,939     | 10,015    | 8,809     | 135,613            | 1973 Rentrée via les États-Unis .....     | 17             |
|                                |            |           |           |           |           |                    | 1974                                      | 18             |
| 4,204,871<br>4,014,991         | 4,041,449  | 2,851,992 | 2,534,035 | 1,984,859 | 1,872,501 | 32,116,058         | 1973 Total, résidents .....               | 19             |
|                                |            |           |           |           |           |                    | 1974                                      | 20             |
| <u>Autres voyageurs</u>        |            |           |           |           |           |                    |   |                |
| 311,333<br>313,812             | 331,582    | 295,865   | 321,155   | 300,433   | 259,288   | 3,479,263          | 1973 .....                                | 21             |
|                                |            |           |           |           |           |                    | 1974 .....                                | 22             |
| <u>Total global</u>            |            |           |           |           |           |                    |   |                |
| 11,412,992<br>10,648,500       | 11,197,504 | 6,828,938 | 5,444,332 | 4,150,982 | 3,867,171 | 73,884,467         | 1973 .....                                | 23             |
|                                |            |           |           |           |           |                    | 1974 .....                                | 24             |

TABLE 3A. Non-resident Travellers Entering Canada by Type of Transportation

| No.   | Type of transportation            | J         | F         | M         | A         | M         | J         | Six months<br>Six mois |
|---|-----------------------------------|-----------|-----------|-----------|-----------|-----------|-----------|------------------------|
| Residents of the United States                      |                                   |           |           |           |           |           |           |                        |
| <u>Land</u>   |                                   |           |           |           |           |           |           |                        |
| 1   | Automobile ..... 1973             | 1,341,516 | 1,321,041 | 1,639,374 | 2,043,408 | 2,554,099 | 3,713,476 | 12,612,914             |
| 2   | ..... 1974                        | 1,241,186 | 1,277,351 | 1,523,928 | 1,869,344 | 2,419,899 | 3,411,996 | 11,743,704             |
| 3   | Same day ..... 1973               | 1,119,582 | 1,057,977 | 1,279,350 | 1,554,502 | 1,733,021 | 2,268,429 | 9,012,861              |
| 4   | ..... 1974                        | 1,036,504 | 1,034,026 | 1,220,373 | 1,428,788 | 1,703,173 | 2,099,888 | 8,522,752              |
| 5   | One night ..... 1973              | 64,246    | 67,797    | 92,682    | 111,737   | 141,277   | 267,939   | 725,678                |
| 6   | ..... 1974                        | 52,877    | 54,646    | 72,881    | 95,864    | 137,516   | 224,514   | 638,298                |
| 7   | Two or more nights ..... 1973     | 157,688   | 195,267   | 267,342   | 377,169   | 679,801   | 1,197,108 | 2,874,375              |
| 8   | ..... 1974                        | 151,805   | 188,679   | 230,674   | 344,692   | 579,210   | 1,087,594 | 2,582,654              |
| 9   | Bus ..... 1973                    | 49,678    | 59,004    | 73,452    | 100,728   | 183,635   | 190,399   | 656,896                |
| 10  | ..... 1974                        | 53,901    | 68,140    | 74,591    | 108,193   | 204,193   | 210,133   | 719,151                |
| 11  | Same day ..... 1973               | 26,757    | 31,125    | 36,322    | 51,587    | 93,848    | 96,716    | 336,355                |
| 12  | ..... 1974                        | 28,254    | 32,829    | 36,407    | 48,070    | 111,671   | 118,166   | 375,397                |
| 13  | One or more nights ..... 1973     | 22,921    | 27,879    | 37,130    | 49,141    | 89,787    | 93,683    | 320,541                |
| 14  | ..... 1974                        | 25,647    | 35,311    | 38,184    | 60,123    | 92,522    | 91,967    | 343,754                |
| 15  | Rail ..... 1973                   | 2,127     | 2,058     | 1,929     | 1,969     | 3,343     | 8,418     | 19,844                 |
| 16  | ..... 1974                        | 3,161     | 3,511     | 3,453     | 3,716     | 5,663     | 12,417    | 31,921                 |
| 17  | Other Methods ..... 1973          | 14,103    | 14,128    | 23,032    | 32,969    | 55,016    | 86,331    | 225,579                |
| 18  | ..... 1974                        | 13,029    | 13,185    | 17,157    | 29,755    | 51,865    | 81,270    | 206,261                |
| 19  | Total land ..... 1973             | 1,407,424 | 1,396,231 | 1,737,787 | 2,179,074 | 2,796,093 | 3,998,624 | 13,515,233             |
| 20  | ..... 1974                        | 1,311,277 | 1,362,187 | 1,619,129 | 2,011,008 | 2,681,620 | 3,715,816 | 12,701,037             |
| <u>Air</u>  |                                   |           |           |           |           |           |           |                        |
| 21  | Commercial ..... 1973             | 68,272    | 67,044    | 77,440    | 91,551    | 103,813   | 133,838   | 541,958                |
| 22  | ..... 1974                        | 78,855    | 80,931    | 102,091   | 96,722    | 120,301   | 161,819   | 640,719                |
| 23  | Private ..... 1973                | 5,776     | 5,596     | 6,611     | 7,940     | 13,893    | 22,525    | 62,341                 |
| 24  | ..... 1974                        | 5,348     | 5,936     | 6,682     | 8,864     | 15,308    | 22,270    | 64,408                 |
| 25  | Total air ..... 1973              | 74,048    | 72,640    | 84,051    | 99,491    | 117,706   | 156,363   | 604,299                |
| 26  | ..... 1974                        | 84,203    | 86,867    | 108,773   | 105,586   | 135,609   | 184,089   | 705,127                |
| <u>Marine</u>                                       |                                   |           |           |           |           |           |           |                        |
| 27  | Commercial ..... 1973             | 48        | 232       | 503       | 335       | 19,172    | 116,254   | 136,544                |
| 28  | ..... 1974                        | 61        | 47        | 371       | 372       | 17,979    | 139,657   | 158,487                |
| 29  | Private ..... 1973                | 77        | 11        | 269       | 1,016     | 13,532    | 36,978    | 51,883                 |
| 30  | ..... 1974                        | 52        | 90        | 272       | 912       | 14,897    | 38,506    | 54,729                 |
| 31  | Total marine ..... 1973           | 125       | 243       | 772       | 1,351     | 32,704    | 153,232   | 188,427                |
| 32  | ..... 1974                        | 113       | 137       | 643       | 1,284     | 32,876    | 178,163   | 213,216                |
| 33  | Total ..... 1973                  | 1,481,597 | 1,469,114 | 1,822,610 | 2,279,916 | 2,946,503 | 4,308,219 | 14,307,959             |
| 34  | ..... 1974                        | 1,395,593 | 1,449,191 | 1,728,545 | 2,117,878 | 2,850,105 | 4,078,068 | 13,619,380             |
| Residents of countries other than the United States |                                   |           |           |           |           |           |           |                        |
| <u>Land (via the U.S.A.)</u>                        |                                   |           |           |           |           |           |           |                        |
| 35  | Same day ..... 1973               | 3,231     | 2,751     | 5,593     | 14,049    | 15,418    | 17,530    | 58,572                 |
| 36  | ..... 1974                        | 3,393     | 2,805     | 4,619     | 11,766    | 13,746    | 17,484    | 53,813                 |
| 37  | One or more nights ..... 1973     | 3,367     | 2,970     | 4,108     | 10,307    | 14,960    | 18,039    | 53,751                 |
| 38  | ..... 1974                        | 4,448     | 3,530     | 5,845     | 13,199    | 14,602    | 21,549    | 63,173                 |
| 39  | Total land ..... 1973             | 6,598     | 5,721     | 9,701     | 24,356    | 30,378    | 35,569    | 112,323                |
| 40  | ..... 1974                        | 7,841     | 6,335     | 10,464    | 24,965    | 28,348    | 39,033    | 116,986                |
| <u>Air</u>  |                                   |           |           |           |           |           |           |                        |
| 41  | Entering direct ..... 1973        | 13,185    | 14,785    | 19,312    | 28,601    | 47,184    | 86,646    | 209,713                |
| 42  | ..... 1974                        | 16,033    | 15,702    | 24,209    | 28,217    | 53,712    | 93,907    | 231,780                |
| 43  | Entering via the U.S.A. .... 1973 | 6,591     | 5,794     | 7,819     | 10,551    | 13,487    | 17,144    | 61,386                 |
| 44  | ..... 1974                        | 9,330     | 7,994     | 10,464    | 14,991    | 18,838    | 22,924    | 84,541                 |
| 45  | Total air ..... 1973              | 19,776    | 20,579    | 27,131    | 39,152    | 60,671    | 103,790   | 271,099                |
| 46  | ..... 1974                        | 25,363    | 23,696    | 34,673    | 43,208    | 72,550    | 116,831   | 316,321                |
| <u>Marine</u>                                       |                                   |           |           |           |           |           |           |                        |
| 47  | Entering direct ..... 1973        | 124       | 1,102     | 100       | 771       | 563       | 889       | 3,549                  |
| 48  | ..... 1974                        | 29        | 37        | 77        | 457       | 631       | 1,898     | 3,129                  |
| 49  | Entering via the U.S.A. .... 1973 | 775       | 416       | 28        | 321       | 86        | 34        | 1,660                  |
| 50  | ..... 1974                        | -         | 2         | 125       | 6         | 84        | 260       | 477                    |
| 51  | Total marine ..... 1973           | 899       | 1,518     | 128       | 1,092     | 649       | 923       | 5,209                  |
| 52  | ..... 1974                        | 29        | 39        | 202       | 463       | 715       | 2,158     | 3,606                  |
| 53  | Total ..... 1973                  | 27,273    | 27,818    | 36,960    | 64,600    | 91,698    | 140,282   | 388,631                |
| 54  | ..... 1974                        | 33,233    | 30,070    | 45,339    | 68,636    | 101,613   | 158,022   | 436,913                |
| 55  | Grand total ..... 1973            | 1,508,870 | 1,496,932 | 1,859,570 | 2,344,516 | 3,038,201 | 4,448,501 | 14,696,590             |
| 56  | ..... 1974                        | 1,428,826 | 1,479,261 | 1,773,884 | 2,186,514 | 2,951,718 | 4,236,090 | 14,056,293             |

TABLEAU 3A. Voyageurs non résidents entrant au Canada, selon le moyen de transport

| J   | A         | S         | O         | N         | D         | Year<br>-<br>Année | Moyen de<br>transport            | N <sup>o</sup> |
|---|-----------|-----------|-----------|-----------|-----------|--------------------|----------------------------------|----------------|
| <b>Résidents des États-Unis</b>                     |           |           |           |           |           |                    |                                  |                |
|   |           |           |           |           |           |                    | <u>Par terre</u>                 |                |
| 5,819,568   | 5,765,699 | 3,134,861 | 2,218,572 | 1,631,117 | 1,515,627 | 32,698,358         | 1973 Automobile .....            | 1              |
| 5,218,696   |           |           |           |           |           |                    | 1974 .....                       | 2              |
| 3,376,888   | 3,258,455 | 2,000,340 | 1,490,634 | 1,227,746 | 1,165,963 | 21,532,887         | 1973 Même jour .....             | 3              |
| 3,028,643   |           |           |           |           |           |                    | 1974 .....                       | 4              |
| 400,500   | 417,936   | 222,698   | 150,998   | 93,864    | 74,979    | 2,086,653          | 1973 Une nuit .....              | 5              |
| 374,905   |           |           |           |           |           |                    | 1974 .....                       | 6              |
| 2,042,180   | 2,089,308 | 911,823   | 576,940   | 309,507   | 274,685   | 9,078,818          | 1973 Deux nuits ou plus .....    | 7              |
| 1,815,148   |           |           |           |           |           |                    | 1974 .....                       | 8              |
| 225,586   | 236,472   | 144,796   | 120,192   | 70,085    | 50,962    | 1,504,989          | 1973 Autocar .....               | 9              |
| 222,908   |           |           |           |           |           |                    | 1974 .....                       | 10             |
| 86,409  | 97,687    | 63,262    | 68,202    | 44,619    | 27,184    | 723,718            | 1973 Même jour .....             | 11             |
| 85,729  |           |           |           |           |           |                    | 1974 .....                       | 12             |
| 139,177   | 138,785   | 81,534    | 51,990    | 25,466    | 23,778    | 781,271            | 1973 Une nuit ou plus .....      | 13             |
| 139,179   |           |           |           |           |           |                    | 1974 .....                       | 14             |
| 12,733  | 11,022    | 7,651     | 2,951     | 2,540     | 3,109     | 59,850             | 1973 Chemin de fer .....         | 15             |
| 13,955  |           |           |           |           |           |                    | 1974 .....                       | 16             |
| 135,495   | 142,531   | 65,260    | 32,848    | 18,896    | 14,750    | 635,359            | 1973 Autres moyens .....         | 17             |
| 130,142   |           |           |           |           |           |                    | 1974 .....                       | 18             |
| 6,193,382   | 6,155,724 | 3,352,568 | 2,374,563 | 1,722,638 | 1,584,448 | 34,898,556         | 1973 Total, par terre .....      | 19             |
| 5,585,701   |           |           |           |           |           |                    | 1974 .....                       | 20             |
|   |           |           |           |           |           |                    | <u>Par air</u>                   |                |
| 172,667   | 166,599   | 120,819   | 105,955   | 82,793    | 87,685    | 1,278,476          | 1973 Commercial .....            | 21             |
| 173,373   |           |           |           |           |           |                    | 1974 .....                       | 22             |
| 23,220  | 24,582    | 16,450    | 12,678    | 6,751     | 5,123     | 151,145            | 1973 Privé .....                 | 23             |
| 23,460  |           |           |           |           |           |                    | 1974 .....                       | 24             |
| 195,887   | 191,181   | 137,269   | 118,633   | 89,544    | 92,808    | 1,429,621          | 1973 Total, par air .....        | 25             |
| 196,833   |           |           |           |           |           |                    | 1974 .....                       | 26             |
|   |           |           |           |           |           |                    | <u>Par mer</u>                   |                |
| 227,821   | 231,167   | 43,217    | 1,129     | 520       | 148       | 640,546            | 1973 Commercial .....            | 27             |
| 236,674   |           |           |           |           |           |                    | 1974 .....                       | 28             |
| 67,609  | 67,350    | 24,279    | 3,952     | 380       | 126       | 215,579            | 1973 Privé .....                 | 29             |
| 76,620  |           |           |           |           |           |                    | 1974 .....                       | 30             |
| 295,430   | 298,517   | 67,496    | 5,081     | 900       | 274       | 856,125            | 1973 Total, par mer .....        | 31             |
| 313,294   |           |           |           |           |           |                    | 1974 .....                       | 32             |
| 6,684,699   | 6,645,422 | 3,557,333 | 2,498,277 | 1,813,082 | 1,677,530 | 37,184,302         | 1973 Total .....                 | 33             |
| 6,095,828   |           |           |           |           |           |                    | 1974 .....                       | 34             |
| <b>Résidents des pays autres que les États-Unis</b> |           |           |           |           |           |                    |                                  |                |
|   |           |           |           |           |           |                    | <u>Par terre (via les É.-U.)</u> |                |
| 28,530  | 28,263    | 20,903    | 21,880    | 11,941    | 4,341     | 174,430            | 1973 Même jour .....             | 35             |
| 25,074  |           |           |           |           |           |                    | 1974 .....                       | 36             |
| 38,569  | 41,745    | 26,324    | 17,538    | 7,654     | 5,589     | 191,170            | 1973 Une nuit ou plus .....      | 37             |
| 40,245  |           |           |           |           |           |                    | 1974 .....                       | 38             |
| 67,099  | 70,008    | 47,227    | 39,418    | 19,595    | 9,930     | 365,600            | 1973 Total, par terre .....      | 39             |
| 65,319  |           |           |           |           |           |                    | 1974 .....                       | 40             |
|   |           |           |           |           |           |                    | <u>Par air</u>                   |                |
| 123,633   | 83,220    | 56,280    | 35,017    | 20,564    | 37,198    | 565,625            | 1973 Entrée directe .....        | 41             |
| 133,083   |           |           |           |           |           |                    | 1974 .....                       | 42             |
| 20,408  | 25,039    | 19,083    | 16,233    | 11,769    | 10,688    | 164,606            | 1973 Entrée via les É.U. ....    | 43             |
| 24,509  |           |           |           |           |           |                    | 1974 .....                       | 44             |
| 144,041   | 108,259   | 75,363    | 51,250    | 32,333    | 47,886    | 730,231            | 1973 Total, par air .....        | 45             |
| 157,592   |           |           |           |           |           |                    | 1974 .....                       | 46             |
|   |           |           |           |           |           |                    | <u>Par mer</u>                   |                |
| 877   | 662       | 1,123     | 189       | 677       | 30        | 7,107              | 1973 Entrée directe .....        | 47             |
| 890   |           |           |           |           |           |                    | 1974 .....                       | 48             |
| 72  | 122       | 35        | 8         | 3         | 6         | 1,906              | 1973 Entrée via les É.-U. ....   | 49             |
| 68  |           |           |           |           |           |                    | 1974 .....                       | 50             |
| 949   | 784       | 1,158     | 197       | 680       | 36        | 9,013              | 1973 Total, par mer .....        | 51             |
| 958   |           |           |           |           |           |                    | 1974 .....                       | 52             |
| 212,089   | 179,051   | 123,748   | 90,865    | 52,608    | 57,852    | 1,104,844          | 1973 Total .....                 | 53             |
| 223,869   |           |           |           |           |           |                    | 1974 .....                       | 54             |
| 6,896,788   | 6,824,473 | 3,681,081 | 2,589,142 | 1,865,690 | 1,735,382 | 38,289,146         | 1973 Total global .....          | 55             |
| 6,319,697   |           |           |           |           |           |                    | 1974 .....                       | 56             |

TABLE 3B. Non-Resident Travellers Entering Canada by Country of Residence(1) - Continued

| No.                     | Country of residence             |      | J      | F      | M      | A      | M      | J       | Six months<br>Six mois |
|-------------------------|----------------------------------|------|--------|--------|--------|--------|--------|---------|------------------------|
| <u>Europe</u>           |                                  |      |        |        |        |        |        |         |                        |
| 1                       | Austria .....                    | 1973 | 181    | 235    | 343    | 346    | 538    | 1,008   | 2,651                  |
| 2                       |                                  | 1974 | 169    | 237    | 258    | 756    | 827    | 1,205   | 3,452                  |
| 3                       | Azores .....                     | 1973 | -      | -      | -      | -      | -      | 1       | 1                      |
| 4                       |                                  | 1974 | -      | -      | -      | -      | -      | -       | -                      |
| 5                       | Belgium .....                    | 1973 | 297    | 507    | 416    | 977    | 1,187  | 1,753   | 5,137                  |
| 6                       |                                  | 1974 | 409    | 353    | 506    | 1,065  | 1,051  | 2,066   | 5,450                  |
| 7                       | Bulgaria .....                   | 1973 | 7      | 8      | 6      | 4      | 13     | 67      | 105                    |
| 8                       |                                  | 1974 | 5      | 8      | 7      | 11     | 8      | 74      | 113                    |
| 9                       | Czechoslovakia .....             | 1973 | 65     | 63     | 205    | 140    | 209    | 241     | 923                    |
| 10                      |                                  | 1974 | 71     | 66     | 160    | 122    | 402    | 480     | 1,301                  |
| 11                      | Denmark .....                    | 1973 | 223    | 236    | 364    | 594    | 666    | 2,119   | 4,202                  |
| 12                      |                                  | 1974 | 305    | 287    | 398    | 729    | 842    | 2,437   | 4,998                  |
| 13                      | Finland .....                    | 1973 | 109    | 214    | 209    | 373    | 404    | 1,514   | 2,823                  |
| 14                      |                                  | 1974 | 132    | 157    | 177    | 474    | 252    | 1,889   | 3,081                  |
| 15                      | France .....                     | 1973 | 1,880  | 2,206  | 2,674  | 4,374  | 6,002  | 8,687   | 25,823                 |
| 16                      |                                  | 1974 | 2,379  | 2,359  | 3,842  | 3,746  | 5,588  | 8,551   | 26,465                 |
| 17                      | Germany (Federal Republic) ..... | 1973 | 2,046  | 2,133  | 3,504  | 5,378  | 9,254  | 17,491  | 39,806                 |
| 18                      |                                  | 1974 | 2,704  | 2,452  | 5,035  | 6,948  | 10,381 | 17,265  | 44,785                 |
| 19                      | Greece .....                     | 1973 | 447    | 399    | 494    | 695    | 926    | 1,067   | 4,028                  |
| 20                      |                                  | 1974 | 611    | 606    | 786    | 867    | 1,210  | 1,356   | 5,436                  |
| 21                      | Hungary .....                    | 1973 | 90     | 57     | 136    | 86     | 204    | 1,171   | 1,744                  |
| 22                      |                                  | 1974 | 106    | 65     | 142    | 126    | 239    | 1,271   | 1,949                  |
| 23                      | Ireland (Republic) .....         | 1973 | 222    | 173    | 321    | 327    | 584    | 1,060   | 2,687                  |
| 24                      |                                  | 1974 | 226    | 195    | 270    | 362    | 629    | 1,291   | 2,973                  |
| 25                      | Italy .....                      | 1973 | 1,129  | 1,208  | 2,000  | 6,105  | 4,203  | 5,756   | 20,401                 |
| 26                      |                                  | 1974 | 1,382  | 1,229  | 2,181  | 3,566  | 4,244  | 5,530   | 18,132                 |
| 27                      | Malta .....                      | 1973 | 12     | 8      | 9      | 22     | 35     | 65      | 151                    |
| 28                      |                                  | 1974 | 7      | 11     | 7      | 13     | 36     | 23      | 99                     |
| 29                      | Netherlands, The .....           | 1973 | 731    | 834    | 1,071  | 1,808  | 4,445  | 10,350  | 19,239                 |
| 30                      |                                  | 1974 | 1,053  | 867    | 1,226  | 1,998  | 5,016  | 10,423  | 20,583                 |
| 31                      | Norway .....                     | 1973 | 249    | 254    | 336    | 369    | 570    | 1,029   | 2,807                  |
| 32                      |                                  | 1974 | 205    | 244    | 359    | 395    | 583    | 1,569   | 3,355                  |
| 33                      | Poland .....                     | 1973 | 126    | 155    | 531    | 818    | 693    | 881     | 3,204                  |
| 34                      |                                  | 1974 | 129    | 158    | 228    | 654    | 724    | 913     | 2,806                  |
| 35                      | Portugal .....                   | 1973 | 288    | 235    | 523    | 719    | 601    | 1,017   | 3,383                  |
| 36                      |                                  | 1974 | 250    | 309    | 512    | 541    | 745    | 996     | 3,353                  |
| 37                      | Rumania .....                    | 1973 | 39     | 39     | 22     | 26     | 46     | 54      | 226                    |
| 38                      |                                  | 1974 | 24     | 25     | 22     | 27     | 54     | 70      | 222                    |
| 39                      | Spain .....                      | 1973 | 661    | 376    | 403    | 3,179  | 1,220  | 1,554   | 7,393                  |
| 40                      |                                  | 1974 | 914    | 397    | 732    | 2,333  | 692    | 1,613   | 6,681                  |
| 41                      | Sweden .....                     | 1973 | 403    | 486    | 683    | 997    | 1,173  | 2,502   | 6,244                  |
| 42                      |                                  | 1974 | 752    | 596    | 912    | 1,262  | 1,422  | 2,950   | 7,894                  |
| 43                      | Switzerland .....                | 1973 | 478    | 716    | 878    | 1,248  | 1,932  | 2,415   | 7,667                  |
| 44                      |                                  | 1974 | 718    | 644    | 1,222  | 1,798  | 2,151  | 3,450   | 9,983                  |
| 45                      | Turkey .....                     | 1973 | 54     | 44     | 81     | 87     | 158    | 176     | 600                    |
| 46                      |                                  | 1974 | 59     | 58     | 90     | 104    | 193    | 266     | 770                    |
| 47                      | United Kingdom .....             | 1973 | 6,506  | 7,476  | 8,814  | 16,131 | 30,387 | 43,621  | 112,935                |
| 48                      |                                  | 1974 | 7,117  | 6,981  | 9,918  | 17,887 | 31,250 | 47,648  | 120,801                |
| 49                      | U.S.S.R. ....                    | 1973 | 95     | 176    | 170    | 107    | 124    | 189     | 861                    |
| 50                      |                                  | 1974 | 99     | 126    | 90     | 110    | 207    | 260     | 892                    |
| 51                      | Yugoslavia .....                 | 1973 | 247    | 169    | 393    | 279    | 390    | 870     | 2,348                  |
| 52                      |                                  | 1974 | 354    | 162    | 390    | 427    | 526    | 1,105   | 2,964                  |
| 53                      | Other .....                      | 1973 | 56     | 27     | 29     | 49     | 109    | 138     | 408                    |
| 54                      |                                  | 1974 | 90     | 30     | 62     | 82     | 112    | 239     | 615                    |
| 55                      | Total .....                      | 1973 | 16,641 | 18,434 | 24,615 | 45,238 | 66,073 | 106,796 | 277,797                |
| 56                      |                                  | 1974 | 20,270 | 18,622 | 29,534 | 46,403 | 69,384 | 114,940 | 299,153                |
| <u>Africa</u>           |                                  |      |        |        |        |        |        |         |                        |
| 57                      | Algeria .....                    | 1973 | 11     | 16     | 16     | 26     | 43     | 29      | 141                    |
| 58                      |                                  | 1974 | 30     | 27     | 25     | 43     | 60     | 91      | 276                    |
| 59                      | Egypt .....                      | 1973 | 35     | 40     | 46     | 80     | 62     | 243     | 506                    |
| 60                      |                                  | 1974 | 36     | 26     | 59     | 74     | 133    | 236     | 558                    |
| 61                      | Rhodesia .....                   | 1973 | 4      | 11     | 3      | 14     | 22     | 25      | 79                     |
| 62                      |                                  | 1974 | 6      | 3      | 6      | 10     | 28     | 30      | 83                     |
| 63                      | South Africa .....               | 1973 | 173    | 160    | 271    | 764    | 638    | 1,042   | 3,048                  |
| 64                      |                                  | 1974 | 327    | 231    | 327    | 510    | 888    | 1,265   | 3,548                  |
| 65                      | Other .....                      | 1973 | 327    | 337    | 378    | 638    | 959    | 1,287   | 3,926                  |
| 66                      |                                  | 1974 | 425    | 389    | 458    | 686    | 974    | 1,584   | 4,516                  |
| 67                      | Total .....                      | 1973 | 550    | 564    | 714    | 1,522  | 1,724  | 2,626   | 7,700                  |
| 68                      |                                  | 1974 | 824    | 676    | 869    | 1,323  | 2,083  | 3,206   | 8,981                  |
| <u>Asia (Continued)</u> |                                  |      |        |        |        |        |        |         |                        |
| 69                      | Bangladesh .....                 | 1973 | 3      | 5      | 17     | 10     | 13     | 25      | 73                     |
| 70                      |                                  | 1974 | 10     | 5      | 7      | 16     | 31     | 36      | 105                    |
| 71                      | China .....                      | 1973 | 17     | 42     | 37     | 35     | 61     | 97      | 289                    |
| 72                      |                                  | 1974 | -      | 10     | 4      | -      | 19     | 123     | 156                    |
| 73                      | Hong Kong .....                  | 1973 | 746    | 336    | 372    | 661    | 869    | 1,146   | 4,130                  |
| 74                      |                                  | 1974 | 711    | 466    | 677    | 707    | 1,148  | 1,553   | 5,262                  |
| 75                      | India .....                      | 1973 | 309    | 344    | 527    | 782    | 1,567  | 1,869   | 5,398                  |
| 76                      |                                  | 1974 | 420    | 381    | 633    | 1,097  | 1,878  | 2,635   | 7,044                  |

See footnote(s) at the end of the table.

TABLEAU 3B. Voyageurs non résidents entrant au Canada, selon le pays de résidence(1) - suite

| J                   | A       | S      | O      | N      | D      | Year<br>-<br>Année | Pays de<br>résidence                       | N <sup>o</sup> |
|---------------------|---------|--------|--------|--------|--------|--------------------|--|----------------|
| <u>Europe</u>       |         |        |        |        |        |                    |  |                |
| 1,857               | 1,097   | 634    | 644    | 637    | 322    | 7,842              | 1973 Autriche .....                        | 1              |
| 2,264               |         |        |        |        |        |                    | 1974 .....                                 | 2              |
| -                   | 1       | 2      | -      | -      | 1      | 5                  | 1973 Açores .....                          | 3              |
| 5,062               | 2,162   | 1,023  | 950    | 925    | 678    | 15,937             | 1974 Belgique .....                        | 4              |
| 4,369               |         |        |        |        |        |                    | 1973 Bulgarie .....                        | 5              |
| 14                  | 9       | 31     | 22     | 4      | 3      | 188                | 1974 .....                                 | 6              |
| 23                  |         |        |        |        |        |                    | 1973 Tchecoslovaquie .....                 | 7              |
| 175                 | 146     | 111    | 183    | 76     | 101    | 1,715              | 1974 .....                                 | 8              |
| 360                 |         |        |        |        |        |                    | 1973 Danemark .....                        | 9              |
| 2,574               | 1,199   | 935    | 1,304  | 573    | 485    | 11,272             | 1974 .....                                 | 10             |
| 2,226               |         |        |        |        |        |                    | 1973 Finlande .....                        | 11             |
| 1,667               | 714     | 237    | 472    | 271    | 247    | 6,431              | 1974 .....                                 | 12             |
| 1,603               |         |        |        |        |        |                    | 1973 France .....                          | 13             |
| 12,688              | 15,149  | 6,766  | 6,076  | 3,991  | 3,538  | 74,031             | 1974 .....                                 | 14             |
| 12,797              |         |        |        |        |        |                    | 1973 Allemagne (République fédérale) ..... | 15             |
| 25,726              | 17,889  | 13,914 | 12,571 | 6,425  | 4,344  | 120,675            | 1974 .....                                 | 16             |
| 28,908              |         |        |        |        |        |                    | 1973 Grèce .....                           | 17             |
| 1,147               | 1,070   | 1,421  | 1,123  | 827    | 1,208  | 10,824             | 1974 .....                                 | 18             |
| 1,279               |         |        |        |        |        |                    | 1973 Hongrie .....                         | 19             |
| 812                 | 422     | 224    | 171    | 86     | 330    | 3,789              | 1974 .....                                 | 20             |
| 1,408               |         |        |        |        |        |                    | 1973 Irlande (République) .....            | 21             |
| 1,122               | 1,247   | 1,291  | 780    | 302    | 344    | 7,773              | 1974 .....                                 | 22             |
| 1,412               |         |        |        |        |        |                    | 1973 Italie .....                          | 23             |
| 6,337               | 6,548   | 4,087  | 4,040  | 2,434  | 2,496  | 46,343             | 1974 .....                                 | 24             |
| 6,566               |         |        |        |        |        |                    | 1973 Malte .....                           | 25             |
| 549                 | 98      | 47     | 47     | 18     | 22     | 932                | 1974 .....                                 | 26             |
| 286                 |         |        |        |        |        |                    | 1973 Pays-Bas .....                        | 27             |
| 18,354              | 7,294   | 4,705  | 3,121  | 1,375  | 2,560  | 56,648             | 1974 .....                                 | 28             |
| 21,271              |         |        |        |        |        |                    | 1973 Norvège .....                         | 29             |
| 1,321               | 683     | 567    | 513    | 356    | 314    | 6,561              | 1974 .....                                 | 30             |
| 1,380               |         |        |        |        |        |                    | 1973 Pologne .....                         | 31             |
| 798                 | 626     | 632    | 401    | 606    | 240    | 6,507              | 1974 .....                                 | 32             |
| 951                 |         |        |        |        |        |                    | 1973 Portugal .....                        | 33             |
| 901                 | 1,008   | 704    | 667    | 425    | 683    | 7,771              | 1974 .....                                 | 34             |
| 1,059               |         |        |        |        |        |                    | 1973 Roumanie .....                        | 35             |
| 55                  | 186     | 74     | 51     | 32     | 31     | 655                | 1974 .....                                 | 36             |
| 62                  |         |        |        |        |        |                    | 1973 Espagne .....                         | 37             |
| 1,160               | 1,140   | 817    | 1,666  | 1,094  | 811    | 14,081             | 1974 .....                                 | 38             |
| 1,428               |         |        |        |        |        |                    | 1973 Suède .....                           | 39             |
| 2,713               | 1,300   | 1,488  | 1,622  | 930    | 845    | 15,142             | 1974 .....                                 | 40             |
| 2,593               |         |        |        |        |        |                    | 1973 Suisse .....                          | 41             |
| 3,510               | 2,549   | 2,191  | 2,499  | 1,084  | 1,071  | 20,571             | 1974 .....                                 | 42             |
| 4,215               |         |        |        |        |        |                    | 1973 Turquie .....                         | 43             |
| 382                 | 223     | 143    | 146    | 85     | 86     | 1,665              | 1974 .....                                 | 44             |
| 211                 |         |        |        |        |        |                    | 1973 Royaume-Uni .....                     | 45             |
| 72,845              | 61,748  | 42,321 | 23,610 | 11,345 | 17,315 | 342,119            | 1974 .....                                 | 46             |
| 68,551              |         |        |        |        |        |                    | 1973 U.R.S.S. ....                         | 47             |
| 116                 | 506     | 331    | 191    | 136    | 241    | 2,382              | 1974 .....                                 | 48             |
| 196                 |         |        |        |        |        |                    | 1973 Yougoslavie .....                     | 49             |
| 1,693               | 569     | 413    | 397    | 488    | 841    | 6,749              | 1974 .....                                 | 50             |
| 1,927               |         |        |        |        |        |                    | 1973 Autres .....                          | 51             |
| 160                 | 186     | 90     | 98     | 79     | 65     | 1,086              | 1974 .....                                 | 52             |
| 202                 |         |        |        |        |        |                    | 1973 Total .....                           | 53             |
| 163,738             | 125,769 | 85,199 | 63,365 | 34,604 | 39,222 | 789,694            | 1974 .....                                 | 54             |
| 167,547             |         |        |        |        |        |                    |  | 55             |
| <u>Afrique</u>      |         |        |        |        |        |                    |  |                |
| 101                 | 78      | 56     | 55     | 24     | 37     | 492                | 1973 Algérie .....                         | 57             |
| 84                  |         |        |        |        |        |                    | 1974 .....                                 | 58             |
| 538                 | 282     | 148    | 81     | 35     | 66     | 1,656              | 1973 Égypte .....                          | 59             |
| 552                 |         |        |        |        |        |                    | 1974 .....                                 | 60             |
| 26                  | 63      | 20     | 11     | 13     | 17     | 229                | 1973 Rhodésie .....                        | 61             |
| 29                  |         |        |        |        |        |                    | 1974 .....                                 | 62             |
| 987                 | 691     | 768    | 602    | 268    | 525    | 6,889              | 1973 Afrique du Sud .....                  | 63             |
| 1,156               |         |        |        |        |        |                    | 1974 .....                                 | 64             |
| 1,721               | 1,785   | 1,289  | 799    | 532    | 664    | 10,716             | 1973 Autres .....                          | 65             |
| 1,777               |         |        |        |        |        |                    | 1974 .....                                 | 66             |
| 3,373               | 2,899   | 2,281  | 1,548  | 872    | 1,309  | 19,982             | 1973 Total .....                           | 67             |
| 3,598               |         |        |        |        |        |                    | 1974 .....                                 | 68             |
| <u>Asie (suite)</u> |         |        |        |        |        |                    |  |                |
| 25                  | 35      | 49     | 27     | 22     | 13     | 244                | 1973 Bangladesh .....                      | 69             |
| 32                  |         |        |        |        |        |                    | 1974 .....                                 | 70             |
| 51                  | 51      | 26     | 22     | 35     | 19     | 493                | 1973 Chine .....                           | 71             |
| 119                 |         |        |        |        |        |                    | 1974 .....                                 | 72             |
| 1,814               | 3,399   | 1,960  | 690    | 594    | 1,239  | 13,826             | 1973 Hong-Kong .....                       | 73             |
| 2,232               |         |        |        |        |        |                    | 1974 .....                                 | 74             |
| 1,849               | 1,750   | 1,588  | 1,540  | 900    | 763    | 13,788             | 1973 Inde .....                            | 75             |
| 2,564               |         |        |        |        |        |                    | 1974 .....                                 | 76             |

Voir renvoi(s) à la fin du tableau.

TABLE 3B. Non-resident Travellers Entering Canada by Country of Residence(1) - Concluded

| No.   | Country of residence          | J         | F         | M         | A         | M         | J         | Six months<br>-<br>Six mois |            |
|---|-------------------------------|-----------|-----------|-----------|-----------|-----------|-----------|-----------------------------|------------|
| <u>Asia - Concluded</u>                             |                               |           |           |           |           |           |           |                             |            |
| 1   | Israel .....                  | 1973      | 359       | 335       | 567       | 719       | 834       | 1,677                       | 4,491      |
| 2   | 1974                          | 398       | 439       | 767       | 1,030     | 1,333     | 2,626     | 6,593                       |            |
| 3   | Japan .....                   | 1973      | 1,847     | 2,206     | 2,501     | 3,793     | 5,496     | 7,692                       | 23,535     |
| 4   | 1974                          | 2,374     | 2,377     | 3,293     | 4,872     | 6,083     | 7,927     | 26,926                      |            |
| 5   | Korea, South .....            | 1973      | 99        | 123       | 147       | 171       | 212       | 205                         | 957        |
| 6   | 1974                          | 106       | 84        | 184       | 169       | 270       | 331       | 1,144                       |            |
| 7   | Lebanon .....                 | 1973      | 66        | 47        | 64        | 105       | 120       | 198                         | 600        |
| 8   | 1974                          | 79        | 56        | 88        | 120       | 162       | 269       | 774                         |            |
| 9   | Pakistan .....                | 1973      | 80        | 79        | 113       | 123       | 208       | 248                         | 851        |
| 10  | 1974                          | 149       | 107       | 154       | 165       | 271       | 364       | 1,210                       |            |
| 11  | Philippines .....             | 1973      | 125       | 131       | 183       | 196       | 330       | 281                         | 1,246      |
| 12  | 1974                          | 145       | 154       | 171       | 306       | 385       | 532       | 1,693                       |            |
| 13  | Sri Lanka .....               | 1973      | 14        | 11        | 15        | 28        | 44        | 58                          | 170        |
| 14  | 1974                          | 16        | 13        | 44        | 40        | 45        | 65        | 223                         |            |
| 15  | Syria .....                   | 1973      | 12        | 6         | 7         | 27        | 14        | 22                          | 88         |
| 16  | 1974                          | 5         | 24        | 8         | 20        | 33        | 38        | 128                         |            |
| 17  | Taiwan .....                  | 1973      | 109       | 57        | 151       | 187       | 412       | 350                         | 1,266      |
| 18  | 1974                          | 164       | 71        | 194       | 173       | 553       | 544       | 1,499                       |            |
| 19  | Other .....                   | 1973      | 377       | 291       | 361       | 600       | 933       | 1,319                       | 3,881      |
| 20  | 1974                          | 463       | 368       | 553       | 726       | 1,308     | 1,812     | 5,230                       |            |
| 21  | Total .....                   | 1973      | 4,163     | 4,013     | 5,062     | 7,437     | 11,113    | 15,187                      | 46,975     |
| 22  | 1974                          | 5,040     | 4,555     | 6,777     | 9,441     | 13,319    | 18,855    | 57,987                      |            |
| <u>North America, Central America and Caribbean</u> |                               |           |           |           |           |           |           |                             |            |
| 23  | Antigua .....                 | 1973      | 21        | 12        | 38        | 46        | 66        | 60                          | 243        |
| 24  | 1974                          | 24        | 16        | 24        | 47        | 60        | 87        | 258                         |            |
| 25  | Bahamas .....                 | 1973      | 196       | 144       | 160       | 446       | 304       | 431                         | 1,681      |
| 26  | 1974                          | 164       | 177       | 169       | 344       | 367       | 575       | 1,796                       |            |
| 27  | Barbados .....                | 1973      | 95        | 71        | 133       | 240       | 351       | 415                         | 1,305      |
| 28  | 1974                          | 124       | 70        | 215       | 233       | 404       | 408       | 1,454                       |            |
| 29  | Bermuda .....                 | 1973      | 281       | 257       | 237       | 303       | 407       | 506                         | 1,991      |
| 30  | 1974                          | 313       | 293       | 303       | 281       | 463       | 550       | 2,203                       |            |
| 31  | Cuba .....                    | 1973      | 13        | 34        | 12        | 34        | 20        | 36                          | 149        |
| 32  | 1974                          | 17        | 20        | 33        | 46        | 36        | 41        | 193                         |            |
| 33  | Haiti .....                   | 1973      | 170       | 145       | 313       | 178       | 161       | 236                         | 1,203      |
| 34  | 1974                          | 110       | 108       | 184       | 154       | 236       | 292       | 1,084                       |            |
| 35  | Jamaica .....                 | 1973      | 428       | 505       | 663       | 1,074     | 1,119     | 1,510                       | 5,299      |
| 36  | 1974                          | 708       | 565       | 926       | 919       | 1,519     | 1,765     | 6,402                       |            |
| 37  | Mexico .....                  | 1973      | 597       | 557       | 905       | 1,644     | 2,388     | 2,059                       | 8,150      |
| 38  | 1974                          | 676       | 658       | 1,070     | 1,719     | 3,030     | 2,775     | 9,928                       |            |
| 39  | St. Pierre and Miquelon ..... | 1973      | 107       | 42        | 66        | 166       | 134       | 76                          | 591        |
| 40  | 1974                          | 102       | 90        | 110       | 57        | 175       | 227       | 761                         |            |
| 41  | Trinidad and Tobago .....     | 1973      | 285       | 235       | 345       | 584       | 639       | 855                         | 2,953      |
| 42  | 1974                          | 347       | 307       | 547       | 611       | 979       | 1,355     | 4,146                       |            |
| 43  | United States .....           | 1973      | 1,481,597 | 1,469,114 | 1,822,610 | 2,279,916 | 2,946,503 | 4,308,219                   | 14,307,959 |
| 44  | 1974                          | 1,395,593 | 1,449,191 | 1,728,545 | 2,117,878 | 2,850,105 | 4,078,068 | 13,619,380                  |            |
| 45  | Other .....                   | 1973      | 309       | 265       | 390       | 582       | 650       | 985                         | 3,181      |
| 46  | 1974                          | 458       | 462       | 522       | 686       | 1,025     | 1,216     | 4,369                       |            |
| 47  | Total .....                   | 1973      | 1,484,099 | 1,471,381 | 1,825,872 | 2,285,213 | 2,952,742 | 4,315,398                   | 14,334,705 |
| 48  | 1974                          | 1,398,636 | 1,451,957 | 1,732,648 | 2,122,975 | 2,858,399 | 4,087,359 | 13,651,974                  |            |
| <u>South America</u>                                |                               |           |           |           |           |           |           |                             |            |
| 49  | Argentina .....               | 1973      | 282       | 292       | 285       | 345       | 407       | 493                         | 2,104      |
| 50  | 1974                          | 308       | 264       | 281       | 389       | 561       | 601       | 2,404                       |            |
| 51  | Brazil .....                  | 1973      | 455       | 310       | 376       | 525       | 564       | 886                         | 3,116      |
| 52  | 1974                          | 590       | 476       | 397       | 571       | 919       | 971       | 3,924                       |            |
| 53  | Colombia .....                | 1973      | 129       | 102       | 188       | 212       | 283       | 401                         | 1,316      |
| 54  | 1974                          | 183       | 123       | 268       | 281       | 375       | 588       | 1,818                       |            |
| 55  | Guyana .....                  | 1973      | 131       | 136       | 227       | 278       | 264       | 331                         | 1,367      |
| 56  | 1974                          | 216       | 189       | 251       | 278       | 348       | 499       | 1,781                       |            |
| 57  | Venezuela .....               | 1973      | 145       | 90        | 172       | 246       | 329       | 320                         | 1,302      |
| 58  | 1974                          | 185       | 140       | 166       | 310       | 330       | 500       | 1,631                       |            |
| 59  | Other .....                   | 1973      | 462       | 496       | 634       | 591       | 964       | 945                         | 4,092      |
| 60  | 1974                          | 536       | 548       | 681       | 773       | 925       | 1,101     | 4,564                       |            |
| 61  | Total .....                   | 1973      | 1,604     | 1,426     | 1,883     | 2,197     | 2,811     | 3,376                       | 13,297     |
| 62  | 1974                          | 2,018     | 1,740     | 2,044     | 2,602     | 3,458     | 4,260     | 16,122                      |            |
| <u>Oceania and Other</u>                            |                               |           |           |           |           |           |           |                             |            |
| <u>Ocean Islands</u>                                |                               |           |           |           |           |           |           |                             |            |
| 63  | Australia .....               | 1973      | 1,301     | 857       | 1,098     | 2,201     | 2,751     | 3,725                       | 11,933     |
| 64  | 1974                          | 1,532     | 1,257     | 1,581     | 2,738     | 3,876     | 5,763     | 16,847                      |            |
| 65  | New Zealand .....             | 1973      | 465       | 220       | 269       | 620       | 857       | 1,256                       | 3,687      |
| 66  | 1974                          | 339       | 408       | 338       | 903       | 1,060     | 1,409     | 4,457                       |            |
| 67  | Other .....                   | 1973      | 47        | 37        | 57        | 88        | 130       | 137                         | 496        |
| 68  | 1974                          | 67        | 46        | 93        | 129       | 139       | 298       | 772                         |            |
| 69  | Total .....                   | 1973      | 1,813     | 1,114     | 1,424     | 2,909     | 3,738     | 5,118                       | 16,116     |
| 70  | 1974                          | 2,038     | 1,711     | 2,012     | 3,770     | 5,075     | 7,470     | 22,076                      |            |
| 71  | Grand total .....             | 1973      | 1,508,870 | 1,496,932 | 1,859,570 | 2,344,516 | 3,038,201 | 4,448,501                   | 14,696,590 |
| 72  | 1974                          | 1,428,826 | 1,479,261 | 1,773,884 | 2,186,514 | 2,951,718 | 4,236,090 | 14,056,293                  |            |

(1) Additional data are available by country on request.

TABLEAU JB. Voyageurs non résidents entrant au Canada, selon le pays de résidence(1) - fin

| J         | A         | S         | O         | N         | D         | Year<br>-<br>Année | Pays de<br>résidence                 | No |
|-----------|-----------|-----------|-----------|-----------|-----------|--------------------|--------------------------------------|----|
|           |           |           |           |           |           |                    | <u>Asie - fin</u>                    |    |
| 2,169     | 2,165     | 1,570     | 709       | 495       | 428       | 12,027             | 1973 Israël .....                    | 1  |
| 3,273     |           |           |           |           |           |                    | 1974 .....                           | 2  |
| 9,820     | 13,576    | 8,792     | 7,918     | 4,885     | 2,569     | 71,095             | 1973 Japon .....                     | 3  |
| 9,748     |           |           |           |           |           |                    | 1974 .....                           | 4  |
| 201       | 339       | 167       | 191       | 215       | 164       | 2,234              | 1973 Corée du Sud .....              | 5  |
| 391       |           |           |           |           |           |                    | 1974 .....                           | 6  |
| 276       | 309       | 231       | 136       | 93        | 124       | 1,769              | 1973 Liban .....                     | 7  |
| 363       |           |           |           |           |           |                    | 1974 .....                           | 8  |
| 387       | 416       | 392       | 272       | 216       | 171       | 2,705              | 1973 Pakistan .....                  | 9  |
| 353       |           |           |           |           |           |                    | 1974 .....                           | 10 |
| 335       | 490       | 400       | 355       | 248       | 243       | 3,317              | 1973 Philippines .....               | 11 |
| 513       |           |           |           |           |           |                    | 1974 .....                           | 12 |
| 65        | 85        | 67        | 45        | 31        | 28        | 491                | 1973 Sri Lanka .....                 | 13 |
| 53        |           |           |           |           |           |                    | 1974 .....                           | 14 |
| 39        | 45        | 36        | 16        | 32        | 10        | 266                | 1973 Syrie .....                     | 15 |
| 52        |           |           |           |           |           |                    | 1974 .....                           | 16 |
| 327       | 410       | 450       | 336       | 334       | 317       | 3,440              | 1973 Taiwan .....                    | 17 |
| 508       |           |           |           |           |           |                    | 1974 .....                           | 18 |
| 1,264     | 1,765     | 1,265     | 839       | 630       | 642       | 10,286             | 1973 Autres .....                    | 19 |
| 1,929     |           |           |           |           |           |                    | 1974 .....                           | 20 |
| 18,622    | 24,835    | 16,993    | 13,096    | 8,730     | 6,730     | 135,981            | 1973 Total .....                     | 21 |
| 22,130    |           |           |           |           |           |                    | 1974 .....                           | 22 |
|           |           |           |           |           |           |                    | <u>Amérique du Nord,</u>             |    |
|           |           |           |           |           |           |                    | <u>Amérique centrale et Antilles</u> |    |
| 99        | 103       | 108       | 76        | 61        | 51        | 741                | 1973 Antigua .....                   | 23 |
| 99        |           |           |           |           |           |                    | 1974 .....                           | 24 |
| 583       | 714       | 586       | 273       | 224       | 331       | 4,392              | 1973 Bahamas .....                   | 25 |
| 557       |           |           |           |           |           |                    | 1974 .....                           | 26 |
| 705       | 953       | 459       | 249       | 146       | 221       | 4,038              | 1973 Barbade .....                   | 27 |
| 1,239     |           |           |           |           |           |                    | 1974 .....                           | 28 |
| 906       | 1,564     | 836       | 454       | 468       | 954       | 7,173              | 1973 Bermudes .....                  | 29 |
| 1,020     |           |           |           |           |           |                    | 1974 .....                           | 30 |
| 51        | 44        | 48        | 124       | 17        | 27        | 460                | 1973 Cuba .....                      | 31 |
| 74        |           |           |           |           |           |                    | 1974 .....                           | 32 |
| 527       | 808       | 451       | 196       | 119       | 141       | 3,445              | 1973 Haïti .....                     | 33 |
| 565       |           |           |           |           |           |                    | 1974 .....                           | 34 |
| 3,054     | 2,875     | 2,739     | 1,214     | 741       | 1,086     | 17,008             | 1973 Jamaïque .....                  | 35 |
| 3,671     |           |           |           |           |           |                    | 1974 .....                           | 36 |
| 4,148     | 3,862     | 2,426     | 1,771     | 941       | 1,219     | 22,517             | 1973 Mexique .....                   | 37 |
| 4,820     |           |           |           |           |           |                    | 1974 .....                           | 38 |
| 210       | 132       | 173       | 36        | 69        | 152       | 1,363              | 1973 St. Pierre-et-Miquelon .....    | 39 |
| 269       |           |           |           |           |           |                    | 1974 .....                           | 40 |
| 3,353     | 2,880     | 1,837     | 707       | 584       | 699       | 13,013             | 1973 Trinité et Tobago .....         | 41 |
| 3,289     |           |           |           |           |           |                    | 1974 .....                           | 42 |
| 6,684,699 | 6,645,422 | 3,557,333 | 2,498,277 | 1,813,082 | 1,677,530 | 37,184,302         | 1973 États-Unis .....                | 43 |
| 6,095,828 |           |           |           |           |           |                    | 1974 .....                           | 44 |
| 1,339     | 1,253     | 1,031     | 632       | 556       | 661       | 8,653              | 1973 Autres .....                    | 45 |
| 1,474     |           |           |           |           |           |                    | 1974 .....                           | 46 |
| 6,699,674 | 6,660,610 | 3,568,027 | 2,504,009 | 1,817,008 | 1,683,072 | 37,267,105         | 1973 Total .....                     | 47 |
| 6,112,905 |           |           |           |           |           |                    | 1974 .....                           | 48 |
|           |           |           |           |           |           |                    | <u>Amérique du Sud</u>               |    |
| 577       | 559       | 419       | 434       | 277       | 232       | 4,602              | 1973 Argentine .....                 | 49 |
| 880       |           |           |           |           |           |                    | 1974 .....                           | 50 |
| 2,525     | 660       | 639       | 602       | 463       | 367       | 8,372              | 1973 Brésil .....                    | 51 |
| 2,309     |           |           |           |           |           |                    | 1974 .....                           | 52 |
| 532       | 617       | 431       | 392       | 230       | 292       | 3,810              | 1973 Colombie .....                  | 53 |
| 795       |           |           |           |           |           |                    | 1974 .....                           | 54 |
| 645       | 942       | 847       | 456       | 277       | 322       | 4,856              | 1973 Guyane .....                    | 55 |
| 708       |           |           |           |           |           |                    | 1974 .....                           | 56 |
| 553       | 699       | 470       | 297       | 213       | 363       | 3,897              | 1973 Venezuela .....                 | 57 |
| 575       |           |           |           |           |           |                    | 1974 .....                           | 58 |
| 1,159     | 1,278     | 1,023     | 798       | 686       | 611       | 9,647              | 1973 Autres .....                    | 59 |
| 1,102     |           |           |           |           |           |                    | 1974 .....                           | 60 |
| 5,991     | 4,755     | 3,829     | 2,979     | 2,146     | 2,187     | 35,184             | 1973 Total .....                     | 61 |
| 6,329     |           |           |           |           |           |                    | 1974 .....                           | 62 |
|           |           |           |           |           |           |                    | <u>Océanie et autres îles</u>        |    |
|           |           |           |           |           |           |                    | <u>océaniques</u>                    |    |
| 3,969     | 4,180     | 3,682     | 3,269     | 1,777     | 2,236     | 31,046             | 1973 Australie .....                 | 63 |
| 5,310     |           |           |           |           |           |                    | 1974 .....                           | 64 |
| 1,284     | 1,267     | 874       | 794       | 447       | 504       | 8,857              | 1973 Nouvelle-Zélande .....          | 65 |
| 1,708     |           |           |           |           |           |                    | 1974 .....                           | 66 |
| 137       | 158       | 196       | 82        | 106       | 122       | 1,297              | 1973 Autres .....                    | 67 |
| 170       |           |           |           |           |           |                    | 1974 .....                           | 68 |
| 5,390     | 5,605     | 4,752     | 4,145     | 2,330     | 2,862     | 41,200             | 1973 Total .....                     | 69 |
| 7,188     |           |           |           |           |           |                    | 1974 .....                           | 70 |
| 6,896,788 | 6,824,473 | 3,681,081 | 2,589,142 | 1,865,690 | 1,735,382 | 38,289,146         | 1973 Total global .....              | 71 |
| 6,319,697 |           |           |           |           |           |                    | 1974 .....                           | 72 |

(1) D'autres renseignements sont disponibles par pays, sur demande.

TABLE 3C. Resident Travellers Returning to Canada by Type of Transportation

| No.  | Type of transportation        | J    | F         | M         | A         | M         | J         | Six months<br>-<br>Six mois |            |
|--|-------------------------------|------|-----------|-----------|-----------|-----------|-----------|-----------------------------|------------|
| Returning from the United States(1)                      |                               |      |           |           |           |           |           |                             |            |
| <u>Land</u>  |                               |      |           |           |           |           |           |                             |            |
| 1  | Automobile .....              | 1973 | 1,623,922 | 1,517,348 | 2,019,205 | 2,280,529 | 2,308,274 | 2,459,787                   | 12,209,065 |
| 2  |                               | 1974 | 1,436,670 | 1,350,197 | 1,755,106 | 1,977,292 | 2,104,804 | 2,545,583                   | 11,169,652 |
| 3  | Same day .....                | 1973 | 1,316,322 | 1,265,655 | 1,547,221 | 1,744,964 | 1,827,011 | 1,942,311                   | 9,643,484  |
| 4  |                               | 1974 | 1,210,769 | 1,161,109 | 1,444,785 | 1,600,000 | 1,698,486 | 2,004,570                   | 9,119,719  |
| 5  | One night .....               | 1973 | 60,893    | 50,068    | 69,200    | 82,287    | 93,043    | 100,901                     | 456,392    |
| 6  |                               | 1974 | 48,290    | 45,662    | 57,167    | 68,152    | 80,157    | 111,592                     | 411,020    |
| 7  | Two or more nights .....      | 1973 | 246,707   | 201,625   | 402,784   | 453,278   | 338,220   | 416,575                     | 2,109,189  |
| 8  |                               | 1974 | 177,611   | 143,426   | 253,154   | 309,140   | 326,161   | 429,421                     | 1,638,913  |
| 9  | Bus .....                     | 1973 | 98,651    | 98,988    | 109,473   | 122,802   | 126,591   | 169,397                     | 726,002    |
| 10   |                               | 1974 | 98,385    | 95,732    | 122,834   | 137,322   | 146,632   | 169,686                     | 770,591    |
| 11   | Same day .....                | 1973 | 62,994    | 64,237    | 66,184    | 72,720    | 84,598    | 122,689                     | 473,422    |
| 12   |                               | 1974 | 60,370    | 63,159    | 66,620    | 73,479    | 95,784    | 122,851                     | 482,263    |
| 13   | One or more nights .....      | 1973 | 35,657    | 34,751    | 43,289    | 50,082    | 42,093    | 46,708                      | 252,580    |
| 14   |                               | 1974 | 38,015    | 18,029    | 56,214    | 63,843    | 50,848    | 46,835                      | 288,328    |
| 15   | Rail .....                    | 1973 | 1,573     | 1,087     | 1,597     | 2,488     | 1,125     | 981                         | 8,851      |
| 16   |                               | 1974 | 2,166     | 2,225     | 2,948     | 3,713     | 2,994     | 2,496                       | 16,542     |
| 17   | Other methods .....           | 1973 | 26,272    | 21,982    | 38,665    | 42,574    | 50,298    | 62,862                      | 242,653    |
| 18   |                               | 1974 | 23,657    | 18,029    | 27,737    | 37,241    | 43,776    | 58,533                      | 268,973    |
| 19   | Total land .....              | 1973 | 1,750,418 | 1,639,405 | 2,168,940 | 2,448,393 | 2,486,388 | 2,693,027                   | 13,186,571 |
| 20   |                               | 1974 | 1,560,878 | 1,466,183 | 1,908,625 | 2,155,568 | 2,298,271 | 2,776,298                   | 12,165,758 |
| <u>Air</u>   |                               |      |           |           |           |           |           |                             |            |
| 21   | Commercial .....              | 1973 | 135,152   | 111,816   | 157,532   | 130,105   | 97,790    | 82,500                      | 714,895    |
| 22   |                               | 1974 | 160,640   | 134,632   | 214,635   | 150,791   | 113,932   | 95,960                      | 870,590    |
| 23   | Private .....                 | 1973 | 3,709     | 3,701     | 4,284     | 5,040     | 5,148     | 5,425                       | 27,307     |
| 24   |                               | 1974 | 3,850     | 3,947     | 4,830     | 6,447     | 5,982     | 6,078                       | 31,134     |
| 25   | Total air .....               | 1973 | 138,861   | 115,517   | 161,816   | 135,145   | 102,938   | 87,925                      | 742,202    |
| 26   |                               | 1974 | 164,490   | 138,579   | 219,465   | 157,238   | 119,914   | 102,038                     | 901,724    |
| <u>Marine</u>  |                               |      |           |           |           |           |           |                             |            |
| 27   | Commercial .....              | 1973 | 19        | 68        | 60        | 364       | 2,308     | 22,385                      | 25,204     |
| 28   |                               | 1974 | -         | 2         | -         | 3         | 679       | 35,432                      | 36,116     |
| 29   | Private .....                 | 1973 | 11        | 18        | 46        | 320       | 1,200     | 2,986                       | 4,581      |
| 30   |                               | 1974 | 109       | 86        | 159       | 440       | 1,453     | 3,966                       | 6,213      |
| 31   | Total marine .....            | 1973 | 30        | 86        | 106       | 684       | 3,508     | 25,371                      | 29,785     |
| 32   |                               | 1974 | 109       | 88        | 159       | 443       | 2,132     | 39,398                      | 42,329     |
| 33   | Total .....                   | 1973 | 1,889,309 | 1,755,008 | 2,330,862 | 2,584,222 | 2,592,834 | 2,806,323                   | 13,958,558 |
| 34   |                               | 1974 | 1,725,477 | 1,604,850 | 2,128,249 | 2,313,249 | 2,420,252 | 2,917,734                   | 13,109,811 |
| Returning from countries other than the United States(2) |                               |      |           |           |           |           |           |                             |            |
| <u>Land (via the U.S.A.)</u>                             |                               |      |           |           |           |           |           |                             |            |
| 35   |                               | 1973 | 1,728     | 1,360     | 3,342     | 2,086     | 1,472     | 2,339                       | 12,327     |
| 36   |                               | 1974 | 2,096     | 1,473     | 4,131     | 5,221     | 1,051     | 1,851                       | 15,823     |
| <u>Air</u>   |                               |      |           |           |           |           |           |                             |            |
| 37   | Returning direct .....        | 1973 | 109,476   | 80,715    | 135,769   | 95,067    | 85,762    | 86,703                      | 593,492    |
| 38   |                               | 1974 | 122,247   | 90,016    | 160,882   | 89,925    | 80,800    | 85,247                      | 629,117    |
| 39   | Returning via the U.S.A. .... | 1973 | 12,233    | 9,815     | 14,606    | 8,709     | 6,380     | 4,906                       | 56,649     |
| 40   |                               | 1974 | 19,477    | 14,839    | 24,371    | 20,432    | 7,576     | 5,759                       | 92,454     |
| 41   | Total air .....               | 1973 | 121,709   | 90,530    | 150,375   | 103,776   | 92,142    | 91,609                      | 650,141    |
| 42   |                               | 1974 | 141,724   | 104,855   | 185,253   | 110,357   | 88,376    | 91,006                      | 721,571    |
| <u>Marine</u>  |                               |      |           |           |           |           |           |                             |            |
| 43   | Returning direct .....        | 1973 | 343       | 259       | 293       | 737       | 1,496     | 1,058                       | 4,186      |
| 44   |                               | 1974 | 54        | 20        | 97        | 540       | 1,104     | 1,476                       | 3,291      |
| 45   | Returning via the U.S.A. .... | 1973 | 132       | 225       | 502       | 16        | 200       | 64                          | 1,139      |
| 46   |                               | 1974 | 476       | 742       | 357       | 3         | 881       | 920                         | 3,379      |
| 47   | Total marine .....            | 1973 | 475       | 484       | 795       | 753       | 1,696     | 1,122                       | 5,325      |
| 48   |                               | 1974 | 530       | 762       | 454       | 543       | 1,985     | 2,396                       | 6,670      |
| 49   | Total .....                   | 1973 | 123,912   | 92,374    | 154,512   | 106,615   | 95,310    | 95,070                      | 667,793    |
| 50   |                               | 1974 | 144,350   | 107,090   | 189,838   | 116,121   | 91,412    | 95,253                      | 744,064    |
| 51   | Grand total .....             | 1973 | 2,013,221 | 1,847,382 | 2,485,374 | 2,690,837 | 2,688,144 | 2,901,393                   | 14,626,351 |
| 52   |                               | 1974 | 1,869,827 | 1,711,940 | 2,318,087 | 2,429,370 | 2,511,664 | 3,012,987                   | 13,853,875 |

(1) Continental United States and Alaska.

(2) Includes Hawaii, Puerto Rico, Philippines and other U.S. protectorates.



TABLEAU 3C. Voyageurs résidents revenant au Canada, selon le moyen de transport

| J  | A         | S         | O         | N         | D         | Year - Année | Moyen de transport               | Nº |
|--|-----------|-----------|-----------|-----------|-----------|--------------|----------------------------------|----|
| <b>Rentrée des États-Unis(1)</b>                     |           |           |           |           |           |              |                                  |    |
|  |           |           |           |           |           |              | <u>Par terre</u>                 |    |
| 3,702,371  | 3,461,175 | 2,439,516 | 2,173,991 | 1,685,808 | 1,583,726 | 27,255,652   | 1973 Automobile .....            | 1  |
| 3,516,047  |           |           |           |           |           |              | 1974 .....                       | 2  |
| 2,461,203  | 2,265,249 | 1,782,708 | 1,651,881 | 1,369,226 | 1,340,894 | 20,514,645   | 1973 Même jour .....             | 3  |
| 2,332,860  |           |           |           |           |           |              | 1974 .....                       | 4  |
| 184,555  | 177,833   | 110,834   | 88,428    | 66,452    | 52,498    | 1,136,992    | 1973 Une nuit .....              | 5  |
| 162,595  |           |           |           |           |           |              | 1974 .....                       | 6  |
| 1,056,613  | 1,018,093 | 545,974   | 433,682   | 250,130   | 190,334   | 5,604,015    | 1973 Deux nuits ou plus .....    | 7  |
| 1,020,592  |           |           |           |           |           |              | 1974 .....                       | 8  |
| 134,570  | 139,675   | 107,297   | 119,132   | 98,317    | 85,096    | 1,410,089    | 1973 Autocar .....               | 9  |
| 132,937  |           |           |           |           |           |              | 1974 .....                       | 10 |
| 79,594   | 81,061    | 67,871    | 74,629    | 67,081    | 57,700    | 901,358      | 1973 Même jour .....             | 11 |
| 72,800   |           |           |           |           |           |              | 1974 .....                       | 12 |
| 54,976   | 58,614    | 39,426    | 44,503    | 31,236    | 27,396    | 508,731      | 1973 Une nuit ou plus .....      | 13 |
| 60,137   |           |           |           |           |           |              | 1974 .....                       | 14 |
| 2,423  | 1,265     | 1,056     | 1,725     | 1,708     | 2,367     | 19,395       | 1973 Chemin de fer .....         | 15 |
| 4,046  |           |           |           |           |           |              | 1974 .....                       | 16 |
| 77,635   | 72,413    | 51,711    | 36,836    | 26,061    | 23,775    | 531,084      | 1973 Autres moyens .....         | 17 |
| 68,936   |           |           |           |           |           |              | 1974 .....                       | 18 |
| 3,916,999  | 3,674,528 | 2,599,580 | 2,331,684 | 1,811,894 | 1,694,964 | 29,216,220   | 1973 Total, par terre .....      | 19 |
| 3,721,966  |           |           |           |           |           |              | 1974 .....                       | 20 |
|  |           |           |           |           |           |              | <u>Par air</u>                   |    |
| 87,557   | 95,819    | 87,412    | 99,676    | 102,678   | 106,210   | 1,294,247    | 1973 Commercial .....            | 21 |
| 95,872   |           |           |           |           |           |              | 1974 .....                       | 22 |
| 5,484  | 5,924     | 4,883     | 4,607     | 3,668     | 3,100     | 54,973       | 1973 Privé .....                 | 23 |
| 6,294  |           |           |           |           |           |              | 1974 .....                       | 24 |
| 93,041   | 101,743   | 92,295    | 104,283   | 106,346   | 109,310   | 1,349,220    | 1973 Total, par air .....        | 25 |
| 102,166  |           |           |           |           |           |              | 1974 .....                       | 26 |
|  |           |           |           |           |           |              | <u>Par mer</u>                   |    |
| 61,724   | 61,208    | 14,690    | 283       | -         | -         | 163,109      | 1973 Commercial .....            | 27 |
| 59,932   |           |           |           |           |           |              | 1974 .....                       | 28 |
| 9,061  | 8,703     | 3,728     | 815       | 169       | 205       | 27,262       | 1973 Privé .....                 | 29 |
| 10,172   |           |           |           |           |           |              | 1974 .....                       | 30 |
| 70,785   | 69,911    | 18,418    | 1,098     | 169       | 205       | 190,371      | 1973 Total, par mer .....        | 31 |
| 70,104   |           |           |           |           |           |              | 1974 .....                       | 32 |
| 4,080,825  | 3,846,182 | 2,710,293 | 2,437,065 | 1,918,409 | 1,804,479 | 30,755,811   | 1973 Total .....                 | 33 |
| 3,894,236  |           |           |           |           |           |              | 1974 .....                       | 34 |
| <b>Rentrée des pays autres que les États-Unis(2)</b> |           |           |           |           |           |              |                                  |    |
|  |           |           |           |           |           |              | <u>Par terre (via les É.-U.)</u> |    |
| 1,927  | 2,068     | 4,445     | 1,336     | 1,489     | 505       | 24,097       | 1973 .....                       | 35 |
| 1,906  |           |           |           |           |           |              | 1974 .....                       | 36 |
|  |           |           |           |           |           |              | <u>Par air</u>                   |    |
| 111,851  | 176,761   | 125,817   | 87,607    | 55,988    | 59,172    | 1,210,688    | 1973 Rentrée directe .....       | 37 |
| 106,868  |           |           |           |           |           |              | 1974 .....                       | 38 |
| 6,353  | 12,844    | 10,085    | 7,603     | 8,526     | 8,304     | 110,364      | 1973 Rentrée via les É.-U. ....  | 39 |
| 6,577  |           |           |           |           |           |              | 1974 .....                       | 40 |
| 118,204  | 189,605   | 135,902   | 95,210    | 64,514    | 67,476    | 1,321,052    | 1973 Total, par air .....        | 41 |
| 113,445  |           |           |           |           |           |              | 1974 .....                       | 42 |
|  |           |           |           |           |           |              | <u>Par mer</u>                   |    |
| 3,912  | 3,591     | 1,345     | 424       | 447       | 41        | 13,946       | 1973 Rentrée directe .....       | 43 |
| 5,375  |           |           |           |           |           |              | 1974 .....                       | 44 |
| 3  | 3         | 7         | -         | -         | -         | 1,152        | 1973 Rentrée via les É.-U. ....  | 45 |
| 29   |           |           |           |           |           |              | 1974 .....                       | 46 |
| 3,915  | 3,594     | 1,352     | 424       | 447       | 41        | 15,098       | 1973 Total, par mer .....        | 47 |
| 5,404  |           |           |           |           |           |              | 1974 .....                       | 48 |
| 124,046  | 195,267   | 141,699   | 96,970    | 66,450    | 68,022    | 1,360,247    | 1973 Total .....                 | 49 |
| 120,755  |           |           |           |           |           |              | 1974 .....                       | 50 |
| 4,204,871  | 4,041,449 | 2,851,992 | 2,534,035 | 1,984,859 | 1,872,501 | 32,116,058   | 1973 Total global .....          | 51 |
| 4,104,991  |           |           |           |           |           |              | 1974 .....                       | 52 |

(1) États-Unis continentaux et Alaska.

(2) Comprend Hawaï, Porto Rico, Philippines et les autres protections des États-Unis.

TABLE 3D. Number of Vehicles Travelling Between Canada and the United States

| No.                    | Type of vehicle                |      | J         | F         | M         | A         | M         | J         | Six months<br>-<br>Six mois |
|------------------------|--------------------------------|------|-----------|-----------|-----------|-----------|-----------|-----------|-----------------------------|
| United States vehicles |                                |      |           |           |           |           |           |           |                             |
|                        | <u>Automobile</u>              |      |           |           |           |           |           |           |                             |
| 1                      | Same day .....                 | 1973 | 499,659   | 468,968   | 556,032   | 634,977   | 715,728   | 885,187   | 3,760,551                   |
| 2                      |                                | 1974 | 469,853   | 461,927   | 541,028   | 598,137   | 713,706   | 831,138   | 3,615,789                   |
| 3                      | One night .....                | 1973 | 28,607    | 28,723    | 39,138    | 44,960    | 59,035    | 101,239   | 301,702                     |
| 4                      |                                | 1974 | 23,553    | 24,189    | 31,637    | 39,465    | 58,236    | 93,153    | 270,233                     |
| 5                      | Two or more nights .....       | 1973 | 65,460    | 75,964    | 105,184   | 141,538   | 249,784   | 412,205   | 1,050,135                   |
| 6                      |                                | 1974 | 61,510    | 73,849    | 92,888    | 130,018   | 217,438   | 378,811   | 954,514                     |
| 7                      | Total .....                    | 1973 | 593,726   | 573,655   | 700,354   | 821,475   | 1,024,547 | 1,398,631 | 5,112,388                   |
| 8                      |                                | 1974 | 554,916   | 559,965   | 665,553   | 767,620   | 989,380   | 1,303,102 | 4,840,536                   |
| 9                      | Trucks used commercially ..... | 1973 | 68,613    | 65,804    | 74,751    | 69,480    | 79,288    | 76,610    | 434,546                     |
| 10                     |                                | 1974 | 73,443    | 70,230    | 80,505    | 78,093    | 79,802    | 78,830    | 460,903                     |
| 11                     | Other vehicles .....           | 1973 | 243       | 557       | 1,624     | 5,226     | 7,828     | 15,874    | 31,352                      |
| 12                     |                                | 1974 | 264       | 609       | 1,057     | 4,360     | 8,076     | 15,330    | 29,696                      |
| 13                     | Total .....                    | 1973 | 662,582   | 640,016   | 776,729   | 896,181   | 1,111,663 | 1,491,115 | 5,578,286                   |
| 14                     |                                | 1974 | 628,623   | 630,804   | 747,115   | 850,073   | 1,077,258 | 1,397,262 | 5,331,135                   |
| Canadian vehicles      |                                |      |           |           |           |           |           |           |                             |
|                        | <u>Automobile</u>              |      |           |           |           |           |           |           |                             |
| 15                     | Same day .....                 | 1973 | 624,460   | 603,313   | 716,576   | 779,780   | 822,046   | 849,030   | 4,395,205                   |
| 16                     |                                | 1974 | 593,900   | 563,035   | 676,622   | 736,557   | 781,480   | 869,616   | 4,221,210                   |
| 17                     | One night .....                | 1973 | 27,768    | 23,299    | 31,109    | 35,793    | 40,861    | 43,837    | 202,667                     |
| 18                     |                                | 1974 | 23,055    | 21,649    | 27,225    | 31,811    | 36,769    | 49,658    | 190,167                     |
| 19                     | Two or more nights .....       | 1973 | 90,643    | 77,477    | 142,528   | 165,114   | 144,390   | 152,595   | 772,747                     |
| 20                     |                                | 1974 | 65,783    | 56,895    | 92,252    | 117,410   | 124,267   | 157,095   | 613,702                     |
| 21                     | Total .....                    | 1973 | 742,871   | 704,089   | 890,213   | 980,687   | 1,007,297 | 1,045,462 | 5,370,619                   |
| 22                     |                                | 1974 | 682,738   | 641,579   | 796,099   | 885,778   | 942,516   | 1,076,369 | 5,025,079                   |
| 23                     | Trucks used commercially ..... | 1973 | 100,868   | 95,282    | 101,197   | 88,703    | 101,211   | 102,461   | 589,722                     |
| 24                     |                                | 1974 | 101,713   | 93,968    | 99,731    | 91,699    | 93,540    | 90,894    | 571,545                     |
| 25                     | Other vehicles .....           | 1973 | 608       | 1,115     | 3,618     | 8,722     | 11,717    | 17,030    | 42,810                      |
| 26                     |                                | 1974 | 589       | 981       | 1,688     | 6,304     | 10,552    | 17,693    | 37,807                      |
| 27                     | Total .....                    | 1973 | 844,347   | 800,486   | 995,028   | 1,078,112 | 1,120,225 | 1,164,953 | 6,003,151                   |
| 28                     |                                | 1974 | 785,040   | 736,528   | 897,518   | 983,781   | 1,046,608 | 1,184,956 | 5,634,431                   |
| Total vehicles         |                                |      |           |           |           |           |           |           |                             |
|                        | <u>Automobile</u>              |      |           |           |           |           |           |           |                             |
| 29                     | Same day .....                 | 1973 | 1,124,119 | 1,072,281 | 1,272,608 | 1,414,757 | 1,537,774 | 1,734,217 | 8,155,756                   |
| 30                     |                                | 1974 | 1,063,753 | 1,024,962 | 1,217,650 | 1,334,694 | 1,495,186 | 1,700,754 | 7,836,999                   |
| 31                     | One night .....                | 1973 | 56,375    | 52,022    | 70,247    | 80,753    | 99,896    | 145,076   | 504,369                     |
| 32                     |                                | 1974 | 46,608    | 45,838    | 58,862    | 71,276    | 95,005    | 142,811   | 460,400                     |
| 33                     | Two or more nights .....       | 1973 | 156,103   | 153,441   | 247,712   | 306,652   | 394,174   | 564,800   | 1,822,882                   |
| 34                     |                                | 1974 | 127,293   | 130,744   | 185,140   | 247,428   | 341,705   | 535,906   | 1,568,216                   |
| 35                     | Total .....                    | 1973 | 1,336,597 | 1,277,744 | 1,590,567 | 1,802,162 | 2,031,844 | 2,444,093 | 10,483,007                  |
| 36                     |                                | 1974 | 1,237,654 | 1,201,544 | 1,461,652 | 1,653,398 | 1,931,896 | 2,379,471 | 9,865,615                   |
| 37                     | Trucks used commercially ..... | 1973 | 169,481   | 161,086   | 175,948   | 158,183   | 180,499   | 179,071   | 1,024,268                   |
| 38                     |                                | 1974 | 175,156   | 164,198   | 180,236   | 169,792   | 173,342   | 169,724   | 1,032,448                   |
| 39                     | Other vehicles .....           | 1973 | 851       | 1,672     | 5,242     | 13,948    | 19,545    | 32,904    | 74,162                      |
| 40                     |                                | 1974 | 853       | 1,590     | 2,745     | 10,664    | 18,628    | 33,023    | 67,503                      |
| 41                     | Total .....                    | 1973 | 1,506,929 | 1,440,502 | 1,771,757 | 1,974,293 | 2,231,888 | 2,656,068 | 11,581,437                  |
| 42                     |                                | 1974 | 1,413,663 | 1,367,332 | 1,644,633 | 1,833,854 | 2,123,866 | 2,582,218 | 10,965,566                  |

TABLEAU 3D. Nombre de véhicules voyageant entre le Canada et les États-Unis

| J                        | A         | S         | O         | N         | D         | Year<br>-<br>Année | Genre de véhicule              | N <sup>o</sup> |
|--------------------------|-----------|-----------|-----------|-----------|-----------|--------------------|--------------------------------|----------------|
| Véhicules des États-Unis |           |           |           |           |           |                    |                                |                |
| <u>Automobile</u>        |           |           |           |           |           |                    |                                |                |
| 1,187,724<br>1,093,364   | 1,151,700 | 787,533   | 630,728   | 542,597   | 514,206   | 8,575,039          | 1973 Même jour .....           | 1              |
|                          |           |           |           |           |           |                    | 1974                           | 2              |
| 155,968<br>148,872       | 162,357   | 92,094    | 63,219    | 38,545    | 32,581    | 846,466            | 1973 Une nuit .....            | 3              |
|                          |           |           |           |           |           |                    | 1974                           | 4              |
| 661,803<br>605,925       | 689,678   | 350,202   | 223,811   | 121,812   | 104,230   | 3,201,671          | 1973 Deux nuits ou plus .....  | 5              |
|                          |           |           |           |           |           |                    | 1974                           | 6              |
| 2,005,495<br>1,848,161   | 2,003,735 | 1,229,829 | 917,758   | 702,954   | 651,017   | 12,623,176         | 1973 Total .....               | 7              |
|                          |           |           |           |           |           |                    | 1974                           | 8              |
| 70,392<br>75,134         | 75,594    | 74,466    | 87,016    | 81,953    | 63,967    | 887,934            | 1973 Camions commerciaux ..... | 9              |
|                          |           |           |           |           |           |                    | 1974                           | 10             |
| 23,176<br>23,983         | 21,342    | 9,164     | 3,145     | 712       | 239       | 89,130             | 1973 Autres véhicules .....    | 11             |
|                          |           |           |           |           |           |                    | 1974                           | 12             |
| 2,099,063<br>1,947,278   | 2,100,671 | 1,313,459 | 1,007,919 | 785,619   | 715,223   | 13,600,240         | 1973 Total .....               | 13             |
|                          |           |           |           |           |           |                    | 1974                           | 14             |
| Véhicules du Canada      |           |           |           |           |           |                    |                                |                |
| <u>Automobile</u>        |           |           |           |           |           |                    |                                |                |
| 972,181<br>944,908       | 923,617   | 781,116   | 762,489   | 660,346   | 633,340   | 9,128,294          | 1973 Même jour .....           | 15             |
|                          |           |           |           |           |           |                    | 1974                           | 16             |
| 73,988<br>68,256         | 72,085    | 47,796    | 38,637    | 30,025    | 24,819    | 490,017            | 1973 Une nuit .....            | 17             |
|                          |           |           |           |           |           |                    | 1974                           | 18             |
| 337,304<br>331,645       | 327,929   | 195,658   | 160,116   | 97,327    | 73,225    | 1,964,306          | 1973 Deux nuits ou plus .....  | 19             |
|                          |           |           |           |           |           |                    | 1974                           | 20             |
| 1,383,473<br>1,344,809   | 1,323,631 | 1,024,570 | 961,242   | 787,698   | 731,384   | 11,582,617         | 1973 Total .....               | 21             |
|                          |           |           |           |           |           |                    | 1974                           | 22             |
| 95,002<br>87,871         | 103,809   | 96,033    | 110,008   | 105,350   | 83,321    | 1,183,245          | 1973 Camions commerciaux ..... | 23             |
|                          |           |           |           |           |           |                    | 1974                           | 24             |
| 21,216<br>20,070         | 18,405    | 10,063    | 4,913     | 1,334     | 644       | 99,385             | 1973 Autres véhicules .....    | 25             |
|                          |           |           |           |           |           |                    | 1974                           | 26             |
| 1,499,691<br>1,452,750   | 1,445,845 | 1,130,666 | 1,076,163 | 894,382   | 815,349   | 12,865,247         | 1973 Total .....               | 27             |
|                          |           |           |           |           |           |                    | 1974                           | 28             |
| Total, véhicules         |           |           |           |           |           |                    |                                |                |
| <u>Automobile</u>        |           |           |           |           |           |                    |                                |                |
| 2,159,905<br>2,038,272   | 2,075,317 | 1,568,649 | 1,393,217 | 1,202,943 | 1,147,546 | 17,703,333         | 1973 Même jour .....           | 29             |
|                          |           |           |           |           |           |                    | 1974                           | 30             |
| 229,956<br>217,128       | 234,442   | 139,890   | 101,856   | 68,570    | 57,400    | 1,336,483          | 1973 Une nuit .....            | 31             |
|                          |           |           |           |           |           |                    | 1974                           | 32             |
| 999,107<br>937,570       | 1,017,607 | 545,860   | 383,927   | 219,139   | 177,455   | 5,165,977          | 1973 Deux nuits ou plus .....  | 33             |
|                          |           |           |           |           |           |                    | 1974                           | 34             |
| 3,388,968<br>3,192,970   | 3,327,366 | 2,254,399 | 1,879,000 | 1,490,652 | 1,382,401 | 24,205,793         | 1973 Total .....               | 35             |
|                          |           |           |           |           |           |                    | 1974                           | 36             |
| 165,394<br>163,005       | 179,403   | 170,499   | 197,024   | 187,303   | 147,288   | 2,071,179          | 1973 Camions commerciaux ..... | 37             |
|                          |           |           |           |           |           |                    | 1974                           | 38             |
| 44,392<br>44,053         | 39,747    | 19,227    | 8,058     | 2,046     | 883       | 188,515            | 1973 Autres véhicules .....    | 39             |
|                          |           |           |           |           |           |                    | 1974                           | 40             |
| 3,598,754<br>3,400,028   | 3,546,516 | 2,444,125 | 2,084,082 | 1,680,001 | 1,530,572 | 26,465,487         | 1973 Total .....               | 41             |
|                          |           |           |           |           |           |                    | 1974                           | 42             |



## **SECTION 2**

**PROVINCIAL DETAIL**

---

**DÉTAILS PAR PROVINCE**

TABLE 4A. Non-resident Travellers Entering Canada by Type of Transportation

| No.   | Type of transportation            | J     | F     | M     | A     | M     | J     | Six months<br>-<br>Six mois |
|---|-----------------------------------|-------|-------|-------|-------|-------|-------|-----------------------------|
| Residents of the United States                      |                                   |       |       |       |       |       |       |                             |
| <u>Land</u>   |                                   |       |       |       |       |       |       |                             |
| 1   | Automobile ..... 1973             | -     | -     | -     | -     | -     | -     | -                           |
| 2   | ..... 1974                        | -     | -     | -     | -     | -     | -     | -                           |
| 3   | Same day ..... 1973               | -     | -     | -     | -     | -     | -     | -                           |
| 4   | ..... 1974                        | -     | -     | -     | -     | -     | -     | -                           |
| 5   | One night ..... 1973              | -     | -     | -     | -     | -     | -     | -                           |
| 6   | ..... 1974                        | -     | -     | -     | -     | -     | -     | -                           |
| 7   | Two or more nights ..... 1973     | -     | -     | -     | -     | -     | -     | -                           |
| 8   | ..... 1974                        | -     | -     | -     | -     | -     | -     | -                           |
| 9   | Bus ..... 1973                    | -     | -     | -     | -     | -     | -     | -                           |
| 10  | ..... 1974                        | -     | -     | -     | -     | -     | -     | -                           |
| 11  | Same day ..... 1973               | -     | -     | -     | -     | -     | -     | -                           |
| 12  | ..... 1974                        | -     | -     | -     | -     | -     | -     | -                           |
| 13  | One or more nights ..... 1973     | -     | -     | -     | -     | -     | -     | -                           |
| 14  | ..... 1974                        | -     | -     | -     | -     | -     | -     | -                           |
| 15  | Rail ..... 1973                   | -     | -     | -     | -     | -     | -     | -                           |
| 16  | ..... 1974                        | -     | -     | -     | -     | -     | -     | -                           |
| 17  | Other Methods ..... 1973          | -     | -     | -     | -     | -     | -     | -                           |
| 18  | ..... 1974                        | -     | -     | -     | -     | -     | -     | -                           |
| 19  | Total land ..... 1973             | -     | -     | -     | -     | -     | -     | -                           |
| 20  | ..... 1974                        | -     | -     | -     | -     | -     | -     | -                           |
| <u>Air</u>  |                                   |       |       |       |       |       |       |                             |
| 21  | Commercial ..... 1973             | 780   | 20    | 1,210 | 449   | 317   | 490   | 3,266                       |
| 22  | ..... 1974                        | 486   | 441   | 618   | 775   | 487   | 921   | 3,728                       |
| 23  | Private ..... 1973                | 258   | 119   | 196   | 257   | 405   | 399   | 1,634                       |
| 24  | ..... 1974                        | 105   | 189   | 33    | 128   | 64    | 125   | 644                         |
| 25  | Total air ..... 1973              | 1,038 | 139   | 1,406 | 706   | 722   | 889   | 4,900                       |
| 26  | ..... 1974                        | 591   | 630   | 651   | 903   | 551   | 1,046 | 4,372                       |
| <u>Marine</u>                                       |                                   |       |       |       |       |       |       |                             |
| 27  | Commercial ..... 1973             | -     | 1     | -     | 12    | 12    | 30    | 55                          |
| 28  | ..... 1974                        | -     | -     | 5     | -     | 12    | 31    | 48                          |
| 29  | Private ..... 1973                | -     | -     | -     | -     | -     | 4     | 4                           |
| 30  | ..... 1974                        | -     | -     | -     | -     | -     | 4     | 4                           |
| 31  | Total marine ..... 1973           | -     | 1     | -     | 12    | 12    | 34    | 59                          |
| 32  | ..... 1974                        | -     | -     | 5     | -     | 12    | 35    | 52                          |
| 33  | Total ..... 1973                  | 1,038 | 140   | 1,406 | 718   | 734   | 923   | 4,959                       |
| 34  | ..... 1974                        | 591   | 630   | 656   | 903   | 563   | 1,081 | 4,424                       |
| Residents of countries other than the United States |                                   |       |       |       |       |       |       |                             |
| <u>Land (via the U.S.A.)</u>                        |                                   |       |       |       |       |       |       |                             |
| 35  | Same day ..... 1973               | -     | -     | -     | -     | -     | -     | -                           |
| 36  | ..... 1974                        | -     | -     | -     | -     | -     | -     | -                           |
| 37  | One or more nights ..... 1973     | -     | -     | -     | -     | -     | -     | -                           |
| 38  | ..... 1974                        | -     | -     | -     | -     | -     | -     | -                           |
| 39  | Total land ..... 1973             | -     | -     | -     | -     | -     | -     | -                           |
| 40  | ..... 1974                        | -     | -     | -     | -     | -     | -     | -                           |
| <u>Air</u>  |                                   |       |       |       |       |       |       |                             |
| 41  | Entering direct ..... 1973        | 328   | 660   | 972   | 456   | 679   | 1,299 | 4,394                       |
| 42  | ..... 1974                        | 873   | 325   | 362   | 358   | 690   | 1,244 | 3,852                       |
| 43  | Entering via the U.S.A. .... 1973 | 3     | 1     | 21    | 51    | 83    | 67    | 226                         |
| 44  | ..... 1974                        | 45    | 23    | 2     | 23    | 13    | 29    | 135                         |
| 45  | Total air ..... 1973              | 331   | 661   | 993   | 507   | 762   | 1,366 | 4,620                       |
| 46  | ..... 1974                        | 918   | 348   | 364   | 381   | 703   | 1,273 | 3,987                       |
| <u>Marine</u>                                       |                                   |       |       |       |       |       |       |                             |
| 47  | Entering direct ..... 1973        | 39    | 51    | 23    | 78    | 58    | 194   | 443                         |
| 48  | ..... 1974                        | 13    | 35    | 57    | 65    | 86    | 188   | 444                         |
| 49  | Entering via the U.S.A. .... 1973 | -     | -     | -     | -     | -     | -     | -                           |
| 50  | ..... 1974                        | -     | -     | -     | -     | -     | -     | -                           |
| 51  | Total marine ..... 1973           | 39    | 51    | 23    | 78    | 58    | 194   | 443                         |
| 52  | ..... 1974                        | 13    | 35    | 57    | 65    | 86    | 188   | 444                         |
| 53  | Total ..... 1973                  | 370   | 712   | 1,016 | 585   | 820   | 1,560 | 5,063                       |
| 54  | ..... 1974                        | 931   | 383   | 421   | 446   | 789   | 1,461 | 4,431                       |
| 55  | Grand total ..... 1973            | 1,408 | 852   | 2,422 | 1,303 | 1,554 | 2,483 | 10,022                      |
| 56  | ..... 1974                        | 1,522 | 1,013 | 1,077 | 1,349 | 1,352 | 2,542 | 8,855                       |

TABLEAU 4A. Voyageurs non résidents entrant au Canada, selon le moyen de transport

| J  | A     | S     | O     | N     | D     | Year<br>-<br>Année | Moyen de<br>transport            | N <sup>o</sup> |
|--|-------|-------|-------|-------|-------|--------------------|----------------------------------|----------------|
| Résidents des États-Unis                     |       |       |       |       |       |                    |                                  |                |
| -  | -     | -     | -     | -     | -     | -                  | <u>Par terre</u>                 |                |
| -  | -     | -     | -     | -     | -     | -                  | 1973 Automobile .....            | 1              |
| -  | -     | -     | -     | -     | -     | -                  | 1974 .....                       | 2              |
| -  | -     | -     | -     | -     | -     | -                  | 1973 Même jour .....             | 3              |
| -  | -     | -     | -     | -     | -     | -                  | 1974 .....                       | 4              |
| -  | -     | -     | -     | -     | -     | -                  | 1973 Une nuit .....              | 5              |
| -  | -     | -     | -     | -     | -     | -                  | 1974 .....                       | 6              |
| -  | -     | -     | -     | -     | -     | -                  | 1973 Deux nuits ou plus .....    | 7              |
| -  | -     | -     | -     | -     | -     | -                  | 1974 .....                       | 8              |
| -  | -     | -     | -     | -     | -     | -                  | 1973 Autocar .....               | 9              |
| -  | -     | -     | -     | -     | -     | -                  | 1974 .....                       | 10             |
| -  | -     | -     | -     | -     | -     | -                  | 1973 Même jour .....             | 11             |
| -  | -     | -     | -     | -     | -     | -                  | 1974 .....                       | 12             |
| -  | -     | -     | -     | -     | -     | -                  | 1973 Une nuit ou plus .....      | 13             |
| -  | -     | -     | -     | -     | -     | -                  | 1974 .....                       | 14             |
| -  | -     | -     | -     | -     | -     | -                  | 1973 Chemin de fer .....         | 15             |
| -  | -     | -     | -     | -     | -     | -                  | 1974 .....                       | 16             |
| -  | -     | -     | -     | -     | -     | -                  | 1973 Autres moyens .....         | 17             |
| -  | -     | -     | -     | -     | -     | -                  | 1974 .....                       | 18             |
| -  | -     | -     | -     | -     | -     | -                  | 1973 Total, par terre .....      | 19             |
| -  | -     | -     | -     | -     | -     | -                  | 1974 .....                       | 20             |
| 1,080  | 1,250 | 679   | 503   | 435   | 528   | 7,741              | <u>Par air</u>                   |                |
| 717  |       |       |       |       |       |                    | 1973 Commercial .....            | 21             |
| 440  | 328   | 307   | 761   | 213   | 249   | 3,932              | 1974 .....                       | 22             |
| 145  |       |       |       |       |       |                    | 1973 Privé .....                 | 23             |
|  |       |       |       |       |       |                    | 1974 .....                       | 24             |
| 1,520  | 1,578 | 986   | 1,264 | 648   | 777   | 11,673             | 1973 Total, par air .....        | 25             |
| 862  |       |       |       |       |       |                    | 1974 .....                       | 26             |
| 98   | 147   | 30    | 5     | 3     | 3     | 341                | <u>Par mer</u>                   |                |
| 115  |       |       |       |       |       |                    | 1973 Commercial .....            | 27             |
| 20   | -     | 5     | -     | -     | -     | 29                 | 1974 .....                       | 28             |
| 19   |       |       |       |       |       |                    | 1973 Privé .....                 | 29             |
|  |       |       |       |       |       |                    | 1974 .....                       | 30             |
| 118  | 147   | 35    | 5     | 3     | 3     | 370                | 1973 Total, par mer .....        | 31             |
| 134  |       |       |       |       |       |                    | 1974 .....                       | 32             |
| 1,638  | 1,725 | 1,021 | 1,269 | 651   | 780   | 12,043             | 1973 Total .....                 | 33             |
| 996  |       |       |       |       |       |                    | 1974 .....                       | 34             |
| Résidents des pays autres que les États-Unis |       |       |       |       |       |                    |                                  |                |
| -  | -     | -     | -     | -     | -     | -                  | <u>Par terre (via les É.-U.)</u> |                |
| -  | -     | -     | -     | -     | -     | -                  | 1973 Même jour .....             | 35             |
| -  | -     | -     | -     | -     | -     | -                  | 1974 .....                       | 36             |
| -  | -     | -     | -     | -     | -     | -                  | 1973 Une nuit ou plus .....      | 37             |
| -  | -     | -     | -     | -     | -     | -                  | 1974 .....                       | 38             |
| -  | -     | -     | -     | -     | -     | -                  | 1973 Total, par terre .....      | 39             |
| -  | -     | -     | -     | -     | -     | -                  | 1974 .....                       | 40             |
| 1,038  | 1,228 | 744   | 734   | 300   | 515   | 8,953              | <u>Par air</u>                   |                |
| 1,003  |       |       |       |       |       |                    | 1973 Entrée directe .....        | 41             |
| 101  | 35    | 26    | 26    | 45    | 7     | 466                | 1974 .....                       | 42             |
| 64   |       |       |       |       |       |                    | 1973 Entrée via les É.U. ....    | 43             |
|  |       |       |       |       |       |                    | 1974 .....                       | 44             |
| 1,139  | 1,263 | 770   | 760   | 345   | 522   | 9,419              | 1973 Total, par air .....        | 45             |
| 1,067  |       |       |       |       |       |                    | 1974 .....                       | 46             |
| 401  | 373   | 462   | 63    | 50    | 26    | 1,818              | <u>Par mer</u>                   |                |
| 371  |       |       |       |       |       |                    | 1973 Entrée directe .....        | 47             |
| -  | -     | -     | -     | -     | -     | -                  | 1974 .....                       | 48             |
| -  |       |       |       |       |       |                    | 1973 Entrée via les É.-U. ....   | 49             |
|  |       |       |       |       |       |                    | 1974 .....                       | 50             |
| 401  | 373   | 462   | 63    | 50    | 26    | 1,818              | 1973 Total, par mer .....        | 51             |
| 371  |       |       |       |       |       |                    | 1974 .....                       | 52             |
| 1,540  | 1,636 | 1,232 | 823   | 395   | 548   | 11,237             | 1973 Total .....                 | 53             |
| 1,438  |       |       |       |       |       |                    | 1974 .....                       | 54             |
| 3,178  | 3,361 | 2,253 | 2,092 | 1,046 | 1,328 | 23,280             | 1973 Total global .....          | 55             |
| 2,434  |       |       |       |       |       |                    | 1974 .....                       | 56             |

TABLE 4B. Non-Resident Travellers Entering Canada by Country of Residence(1) - Continued

| No.                     | Country of residence             |      | J   | F   | M   | A   | M   | J     | Six months<br>-<br>Six mois |
|-------------------------|----------------------------------|------|-----|-----|-----|-----|-----|-------|-----------------------------|
| <u>Europe</u>           |                                  |      |     |     |     |     |     |       |                             |
| 1                       | Austria .....                    | 1973 | -   | -   | -   | -   | -   | 11    | 11                          |
| 2                       | 1974                             |      | 3   | 2   | 1   | -   | -   | -     | 6                           |
| 3                       | Azores .....                     | 1973 | -   | -   | -   | -   | -   | -     | -                           |
| 4                       | 1974                             |      | -   | -   | -   | -   | -   | -     | -                           |
| 5                       | Belgium .....                    | 1973 | -   | 2   | 2   | -   | 4   | 7     | 15                          |
| 6                       | 1974                             |      | 3   | -   | 1   | 10  | 5   | 4     | 23                          |
| 7                       | Bulgaria .....                   | 1973 | -   | -   | -   | -   | -   | -     | -                           |
| 8                       | 1974                             |      | -   | -   | -   | -   | -   | -     | -                           |
| 9                       | Czechoslovakia .....             | 1973 | -   | -   | 25  | -   | -   | -     | 25                          |
| 10                      | 1974                             |      | 1   | -   | -   | -   | 2   | -     | 3                           |
| 11                      | Denmark .....                    | 1973 | 2   | 7   | -   | 2   | 3   | 13    | 27                          |
| 12                      | 1974                             |      | 8   | 2   | 1   | 16  | 17  | 13    | 57                          |
| 13                      | Finland .....                    | 1973 | -   | -   | -   | 10  | -   | -     | 1                           |
| 14                      | 1974                             |      | 2   | 5   | 2   | -   | 1   | -     | 10                          |
| 15                      | France .....                     | 1973 | 8   | 52  | 26  | 92  | 77  | 269   | 524                         |
| 16                      | 1974                             |      | 49  | 32  | 87  | 85  | 105 | 224   | 582                         |
| 17                      | Germany (Federal Republic) ..... | 1973 | 10  | 13  | 13  | 18  | 269 | 47    | 370                         |
| 18                      | 1974                             |      | 19  | 25  | 8   | 7   | 27  | 47    | 133                         |
| 19                      | Greece .....                     | 1973 | 4   | 3   | 21  | 5   | 2   | 3     | 38                          |
| 20                      | 1974                             |      | 7   | 1   | -   | -   | 5   | 7     | 20                          |
| 21                      | Hungary .....                    | 1973 | -   | -   | -   | 2   | -   | -     | 2                           |
| 22                      | 1974                             |      | -   | -   | -   | -   | 1   | -     | 1                           |
| 23                      | Ireland (Republic) .....         | 1973 | 26  | -   | -   | 2   | 12  | 20    | 60                          |
| 24                      | 1974                             |      | 3   | -   | -   | 4   | 2   | 15    | 24                          |
| 25                      | Italy .....                      | 1973 | 1   | 2   | 1   | 4   | 19  | 1     | 28                          |
| 26                      | 1974                             |      | 26  | 17  | 2   | 18  | 4   | 15    | 82                          |
| 27                      | Malta .....                      | 1973 | -   | -   | -   | -   | -   | -     | -                           |
| 28                      | 1974                             |      | -   | -   | -   | -   | -   | -     | -                           |
| 29                      | Netherlands, The .....           | 1973 | 9   | 9   | 16  | 23  | 28  | 51    | 136                         |
| 30                      | 1974                             |      | 4   | 5   | 11  | 7   | 14  | 176   | 217                         |
| 31                      | Norway .....                     | 1973 | 10  | 4   | 14  | 12  | 12  | 20    | 72                          |
| 32                      | 1974                             |      | 1   | 8   | 7   | 7   | 11  | 29    | 63                          |
| 33                      | Poland .....                     | 1973 | -   | -   | 353 | -   | 3   | -     | 356                         |
| 34                      | 1974                             |      | -   | -   | -   | -   | -   | -     | -                           |
| 35                      | Portugal .....                   | 1973 | 6   | 2   | 36  | 1   | 2   | 4     | 51                          |
| 36                      | 1974                             |      | 8   | 1   | 4   | 1   | 1   | -     | 15                          |
| 37                      | Rumania .....                    | 1973 | -   | -   | -   | -   | -   | -     | -                           |
| 38                      | 1974                             |      | 13  | -   | -   | -   | -   | -     | -                           |
| 39                      | Spain .....                      | 1973 | 15  | 1   | 9   | 3   | 16  | 1     | 14                          |
| 40                      | 1974                             |      | 213 | 4   | 3   | 8   | 13  | 268   | 312                         |
| 41                      | Sweden .....                     | 1973 | 2   | 3   | 5   | 3   | 9   | 15    | 37                          |
| 42                      | 1974                             |      | 3   | -   | 2   | 5   | 7   | 13    | 30                          |
| 43                      | Switzerland .....                | 1973 | -   | 1   | 5   | -   | 4   | 6     | 16                          |
| 44                      | 1974                             |      | -   | -   | 3   | 1   | 3   | 5     | 12                          |
| 45                      | Turkey .....                     | 1973 | -   | -   | 1   | -   | -   | -     | 1                           |
| 46                      | 1974                             |      | -   | -   | -   | 1   | -   | 1     | 2                           |
| 47                      | United Kingdom .....             | 1973 | 213 | 583 | 423 | 306 | 290 | 773   | 2,588                       |
| 48                      | 1974                             |      | 418 | 226 | 268 | 236 | 504 | 803   | 2,455                       |
| 49                      | U.S.S.R. ....                    | 1973 | -   | -   | -   | -   | -   | -     | -                           |
| 50                      | 1974                             |      | 27  | -   | -   | -   | -   | -     | 27                          |
| 51                      | Yugoslavia .....                 | 1973 | 2   | -   | -   | 1   | 4   | 1     | 8                           |
| 52                      | 1974                             |      | 1   | -   | 1   | -   | -   | -     | 2                           |
| 53                      | Other .....                      | 1973 | -   | -   | -   | 5   | 7   | -     | 12                          |
| 54                      | 1974                             |      | 67  | -   | -   | -   | -   | -     | 67                          |
| 55                      | Total .....                      | 1973 | 308 | 682 | 950 | 489 | 761 | 1,510 | 4,700                       |
| 56                      | 1974                             |      | 876 | 328 | 401 | 406 | 722 | 1,360 | 4,093                       |
| <u>Africa</u>           |                                  |      |     |     |     |     |     |       |                             |
| 57                      | Algeria .....                    | 1973 | -   | -   | 1   | -   | 1   | -     | 2                           |
| 58                      | 1974                             |      | -   | -   | -   | -   | 2   | -     | 2                           |
| 59                      | Egypt .....                      | 1973 | -   | 1   | -   | -   | -   | 1     | 2                           |
| 60                      | 1974                             |      | -   | -   | -   | -   | -   | -     | -                           |
| 61                      | Rhodesia .....                   | 1973 | -   | -   | -   | -   | -   | -     | -                           |
| 62                      | 1974                             |      | -   | -   | -   | -   | -   | -     | -                           |
| 63                      | South Africa .....               | 1973 | -   | -   | 3   | 8   | 6   | 1     | 18                          |
| 64                      | 1974                             |      | 2   | 2   | 2   | 2   | 3   | -     | 11                          |
| 65                      | Other .....                      | 1973 | 3   | 1   | 3   | 24  | 7   | 6     | 44                          |
| 66                      | 1974                             |      | 8   | 24  | 6   | 11  | 24  | 15    | 88                          |
| 67                      | Total .....                      | 1973 | 3   | 2   | 7   | 32  | 14  | 8     | 66                          |
| 68                      | 1974                             |      | 10  | 26  | 8   | 13  | 29  | 15    | 101                         |
| <u>Asia (Continued)</u> |                                  |      |     |     |     |     |     |       |                             |
| 69                      | Bangladesh .....                 | 1973 | -   | -   | 1   | 2   | -   | 1     | 4                           |
| 70                      | 1974                             |      | 1   | -   | -   | 5   | 1   | -     | 7                           |
| 71                      | China .....                      | 1973 | -   | -   | -   | -   | -   | -     | -                           |
| 72                      | 1974                             |      | -   | -   | -   | -   | -   | -     | -                           |
| 73                      | Hong Kong .....                  | 1973 | -   | -   | 1   | -   | 1   | 1     | 3                           |
| 74                      | 1974                             |      | -   | -   | -   | -   | 2   | -     | 2                           |
| 75                      | India .....                      | 1973 | 7   | 6   | 14  | 8   | 3   | 9     | 47                          |
| 76                      | 1974                             |      | 3   | 8   | 3   | 12  | 10  | 18    | 54                          |

See footnote(s) at the end of the table.



TABLEAU 4B. Voyageurs non résidents entrant au Canada, selon le pays de résidence(1) - suite

| J                   | A     | S     | O   | N   | D   | Year - Année | Pays de résidence                          | N <sup>o</sup> |
|---------------------|-------|-------|-----|-----|-----|--------------|--|----------------|
| <u>Europe</u>       |       |       |     |     |     |              |  |                |
| 4                   | 1     | 6     | 1   | 2   | -   | 25           | 1973 Autriche .....                        | 1              |
| 2                   | -     | -     | -   | -   | -   | -            | 1974 .....                                 | 2              |
| -                   | -     | -     | -   | -   | -   | -            | 1973 Açores .....                          | 3              |
| 7                   | 2     | 3     | -   | 2   | 1   | 30           | 1974 .....                                 | 4              |
| 3                   | -     | -     | -   | -   | -   | -            | 1973 Belgique .....                        | 5              |
| 1                   | -     | -     | -   | -   | -   | -            | 1974 .....                                 | 6              |
| 2                   | -     | -     | -   | -   | -   | 27           | 1973 Bulgarie .....                        | 7              |
| 6                   | -     | -     | -   | -   | -   | -            | 1974 .....                                 | 8              |
| 1                   | -     | -     | -   | -   | -   | -            | 1973 Tchécoslovaquie .....                 | 9              |
| 2                   | -     | -     | -   | -   | -   | -            | 1974 .....                                 | 10             |
| 6                   | 1     | 3     | 16  | 5   | 5   | 58           | 1973 Danemark .....                        | 11             |
| 1                   | -     | -     | -   | -   | -   | -            | 1974 .....                                 | 12             |
| 3                   | 4     | -     | -   | -   | -   | 17           | 1973 Finlande .....                        | 13             |
| 2                   | -     | -     | -   | -   | -   | -            | 1974 .....                                 | 14             |
| 505                 | 579   | 63    | 189 | 63  | 40  | 2,603        | 1973 France .....                          | 15             |
| 595                 | -     | -     | -   | -   | -   | -            | 1974 .....                                 | 16             |
| 58                  | 229   | 30    | 26  | 27  | 23  | 779          | 1973 Allemagne (République fédérale) ..... | 17             |
| 74                  | -     | -     | -   | -   | -   | -            | 1974 .....                                 | 18             |
| 1                   | 2     | 4     | -   | 19  | 10  | 78           | 1973 Grèce .....                           | 19             |
| 5                   | -     | -     | -   | -   | -   | -            | 1974 .....                                 | 20             |
| 1                   | -     | -     | -   | -   | -   | 2            | 1973 Hongrie .....                         | 21             |
| 6                   | -     | -     | -   | -   | -   | -            | 1974 .....                                 | 22             |
| 11                  | 4     | 2     | 9   | 2   | 1   | 89           | 1973 Irlande (République) .....            | 23             |
| 7                   | -     | -     | -   | -   | -   | -            | 1974 .....                                 | 24             |
| 13                  | 2     | 6     | 1   | 5   | 1   | 56           | 1973 Italie .....                          | 25             |
| -                   | -     | -     | -   | -   | -   | -            | 1974 .....                                 | 26             |
| -                   | -     | -     | -   | -   | -   | -            | 1973 Malte .....                           | 27             |
| 34                  | -     | -     | -   | -   | -   | -            | 1974 .....                                 | 28             |
| 37                  | 18    | 22    | 18  | 10  | 14  | 255          | 1973 Pays-Bas .....                        | 29             |
| 115                 | -     | -     | -   | -   | -   | -            | 1974 .....                                 | 30             |
| 12                  | 4     | 24    | 15  | 6   | 2   | 135          | 1973 Norvège .....                         | 31             |
| -                   | -     | -     | -   | -   | -   | -            | 1974 .....                                 | 32             |
| 1                   | -     | -     | -   | 3   | -   | 359          | 1973 Pologne .....                         | 33             |
| 4                   | 1     | 2     | 4   | 2   | 10  | 74           | 1974 .....                                 | 34             |
| -                   | -     | -     | -   | -   | -   | -            | 1973 Portugal .....                        | 35             |
| 6                   | 108   | -     | -   | -   | -   | 108          | 1974 .....                                 | 36             |
| 8                   | -     | -     | -   | -   | -   | -            | 1973 Roumanie .....                        | 37             |
| 9                   | 12    | 29    | 1   | 8   | 6   | 376          | 1974 .....                                 | 38             |
| 6                   | -     | -     | -   | -   | -   | -            | 1973 Espagne .....                         | 39             |
| 12                  | 3     | 13    | 10  | 3   | -   | 72           | 1974 .....                                 | 40             |
| 6                   | -     | -     | -   | -   | -   | -            | 1973 Suède .....                           | 41             |
| 1                   | 8     | 1     | 13  | 14  | 2   | 60           | 1974 .....                                 | 42             |
| 1                   | -     | -     | -   | -   | -   | 1            | 1973 Suisse .....                          | 43             |
| 607                 | -     | -     | -   | -   | -   | -            | 1974 .....                                 | 44             |
| 684                 | 554   | 369   | 392 | 166 | 374 | 5,127        | 1973 Turquie .....                         | 45             |
| -                   | -     | -     | -   | -   | -   | -            | 1974 .....                                 | 46             |
| -                   | -     | -     | -   | -   | 29  | 29           | 1973 Royaume-Uni .....                     | 47             |
| 1                   | -     | -     | -   | -   | -   | -            | 1974 .....                                 | 48             |
| 1                   | 29    | -     | -   | 1   | 2   | 40           | 1973 U.R.S.S. ....                         | 49             |
| 1                   | -     | -     | -   | -   | -   | -            | 1974 .....                                 | 50             |
| 1                   | 2     | -     | -   | -   | -   | 15           | 1973 Yougoslavie .....                     | 51             |
| 1                   | -     | -     | -   | -   | -   | -            | 1974 .....                                 | 52             |
| 1                   | -     | -     | -   | -   | -   | -            | 1973 Autres .....                          | 53             |
| 1                   | -     | -     | -   | -   | -   | -            | 1974 .....                                 | 54             |
| 1,472               | 1,563 | 1,127 | 695 | 338 | 520 | 10,415       | 1973 Total .....                           | 55             |
| 1,379               | -     | -     | -   | -   | -   | -            | 1974 .....                                 | 56             |
| <u>Afrique</u>      |       |       |     |     |     |              |  |                |
| 2                   | -     | -     | -   | 2   | -   | 6            | 1973 Algérie .....                         | 57             |
| -                   | -     | -     | -   | -   | -   | -            | 1974 .....                                 | 58             |
| 1                   | -     | -     | -   | -   | -   | 2            | 1973 Égypte .....                          | 59             |
| -                   | -     | -     | -   | -   | -   | -            | 1974 .....                                 | 60             |
| 2                   | 9     | 4     | 2   | 1   | 3   | 39           | 1973 Rhodésie .....                        | 61             |
| 1                   | -     | -     | -   | -   | -   | -            | 1974 .....                                 | 62             |
| 15                  | 5     | 7     | 3   | 11  | 7   | 92           | 1973 Afrique du Sud .....                  | 63             |
| 3                   | -     | -     | -   | -   | -   | -            | 1974 .....                                 | 64             |
| 19                  | 14    | 11    | 5   | 14  | 10  | 139          | 1973 Autres .....                          | 65             |
| 5                   | -     | -     | -   | -   | -   | -            | 1974 .....                                 | 66             |
| 19                  | 14    | 11    | 5   | 14  | 10  | 139          | 1973 Total .....                           | 67             |
| 5                   | -     | -     | -   | -   | -   | -            | 1974 .....                                 | 68             |
| <u>Asie (suite)</u> |       |       |     |     |     |              |  |                |
| 1                   | -     | 1     | -   | -   | -   | 6            | 1973 Bangladesh .....                      | 69             |
| -                   | -     | -     | -   | -   | -   | -            | 1974 .....                                 | 70             |
| -                   | -     | -     | -   | -   | -   | -            | 1973 Chine .....                           | 71             |
| -                   | 1     | 6     | 2   | -   | -   | 12           | 1974 .....                                 | 72             |
| 1                   | -     | -     | -   | -   | -   | -            | 1973 Hong-Kong .....                       | 73             |
| 14                  | 11    | 9     | 10  | 13  | 5   | 109          | 1974 .....                                 | 74             |
| 9                   | -     | -     | -   | -   | -   | -            | 1973 Inde .....                            | 75             |
| -                   | -     | -     | -   | -   | -   | -            | 1974 .....                                 | 76             |

Voir renvoi(s) à la fin du tableau.

TABLE 4B. Non-resident Travellers Entering Canada by Country of Residence(1) - Concluded

| No.   | Country of residence               | J     | F     | M     | A     | M     | J     | Six months<br>-<br>Six mois |
|---|------------------------------------|-------|-------|-------|-------|-------|-------|-----------------------------|
| <b>Asia - Concluded</b>                                 |                                    |       |       |       |       |       |       |                             |
| 1   | Israel ..... 1973                  | -     | -     | -     | -     | 2     | -     | 2                           |
| 2   | ..... 1974                         | -     | -     | -     | -     | 2     | 2     | 4                           |
| 3   | Japan ..... 1973                   | -     | 1     | -     | 3     | -     | -     | 4                           |
| 4   | ..... 1974                         | -     | -     | -     | 1     | -     | -     | 1                           |
| 5   | Korea, South ..... 1973            | -     | -     | -     | -     | -     | -     | -                           |
| 6   | ..... 1974                         | -     | -     | -     | -     | -     | 1     | 1                           |
| 7   | Lebanon ..... 1973                 | -     | -     | 4     | 1     | -     | 5     | 10                          |
| 8   | ..... 1974                         | -     | -     | -     | -     | -     | 1     | 1                           |
| 9   | Pakistan ..... 1973                | -     | 2     | 4     | 2     | 6     | 3     | 17                          |
| 10  | ..... 1974                         | -     | 5     | 4     | 2     | 3     | 5     | 19                          |
| 11  | Philippines ..... 1973             | -     | -     | 1     | -     | 6     | -     | 7                           |
| 12  | ..... 1974                         | -     | -     | -     | -     | -     | -     | -                           |
| 13  | Sri Lanka ..... 1973               | 1     | -     | -     | -     | 1     | -     | 2                           |
| 14  | ..... 1974                         | -     | -     | -     | -     | 4     | -     | 4                           |
| 15  | Syria ..... 1973                   | -     | -     | -     | -     | -     | -     | -                           |
| 16  | ..... 1974                         | -     | -     | -     | -     | -     | -     | -                           |
| 17  | Taiwan ..... 1973                  | 3     | -     | -     | -     | -     | -     | 3                           |
| 18  | ..... 1974                         | -     | -     | -     | -     | -     | -     | -                           |
| 19  | Other ..... 1973                   | 2     | 1     | 7     | 18    | 17    | 9     | 54                          |
| 20  | ..... 1974                         | 8     | 2     | 3     | 3     | 3     | 41    | 60                          |
| 21  | Total ..... 1973                   | 13    | 10    | 32    | 34    | 36    | 28    | 153                         |
| 22  | ..... 1974                         | 12    | 15    | 10    | 23    | 25    | 68    | 153                         |
| <b>North America, Central<br/>America and Caribbean</b> |                                    |       |       |       |       |       |       |                             |
| 23  | Antigua ..... 1973                 | -     | -     | -     | -     | -     | -     | -                           |
| 24  | ..... 1974                         | -     | -     | -     | -     | -     | -     | -                           |
| 25  | Bahamas ..... 1973                 | -     | -     | -     | -     | -     | -     | -                           |
| 26  | ..... 1974                         | -     | 2     | -     | -     | -     | -     | 2                           |
| 27  | Barbados ..... 1973                | -     | -     | -     | -     | -     | -     | -                           |
| 28  | ..... 1974                         | 4     | -     | -     | -     | -     | -     | 4                           |
| 29  | Bermuda ..... 1973                 | -     | -     | -     | -     | -     | -     | -                           |
| 30  | ..... 1974                         | -     | -     | -     | -     | -     | -     | -                           |
| 31  | Cuba ..... 1973                    | -     | -     | -     | -     | -     | -     | -                           |
| 32  | ..... 1974                         | -     | -     | -     | -     | -     | -     | -                           |
| 33  | Haiti ..... 1973                   | -     | -     | -     | -     | -     | -     | -                           |
| 34  | ..... 1974                         | -     | -     | -     | -     | -     | -     | -                           |
| 35  | Jamaica ..... 1973                 | -     | -     | -     | -     | -     | -     | -                           |
| 36  | ..... 1974                         | -     | -     | -     | -     | -     | -     | -                           |
| 37  | Mexico ..... 1973                  | -     | -     | -     | 1     | -     | -     | 1                           |
| 38  | ..... 1974                         | -     | -     | -     | -     | -     | -     | -                           |
| 39  | St. Pierre and Miquelon ..... 1973 | 39    | 15    | 8     | 26    | 1     | -     | 89                          |
| 40  | ..... 1974                         | 15    | -     | -     | -     | -     | -     | 15                          |
| 41  | Trinidad and Tobago ..... 1973     | 1     | -     | 2     | -     | 1     | -     | 4                           |
| 42  | ..... 1974                         | -     | 6     | -     | 1     | -     | -     | 7                           |
| 43  | United States ..... 1973           | 1,038 | 140   | 1,406 | 718   | 734   | 923   | 4,959                       |
| 44  | ..... 1974                         | 591   | 630   | 656   | 903   | 563   | 1,081 | 4,424                       |
| 45  | Other ..... 1973                   | -     | -     | 13    | -     | -     | 2     | 15                          |
| 46  | ..... 1974                         | -     | -     | -     | -     | 2     | -     | 2                           |
| 47  | Total ..... 1973                   | 1,078 | 155   | 1,429 | 745   | 736   | 925   | 5,068                       |
| 48  | ..... 1974                         | 610   | 638   | 656   | 904   | 565   | 1,081 | 4,454                       |
| <b>South America</b>                                    |                                    |       |       |       |       |       |       |                             |
| 49  | Argentina ..... 1973               | -     | -     | -     | -     | -     | -     | -                           |
| 50  | ..... 1974                         | -     | -     | -     | -     | -     | 1     | 1                           |
| 51  | Brazil ..... 1973                  | -     | -     | -     | -     | -     | -     | -                           |
| 52  | ..... 1974                         | -     | -     | 1     | -     | -     | -     | 1                           |
| 53  | Colombia ..... 1973                | -     | -     | -     | -     | -     | -     | -                           |
| 54  | ..... 1974                         | -     | -     | -     | -     | -     | -     | -                           |
| 55  | Guyana ..... 1973                  | 2     | -     | -     | -     | -     | -     | 2                           |
| 56  | ..... 1974                         | -     | -     | -     | -     | -     | 1     | 1                           |
| 57  | Venezuela ..... 1973               | -     | -     | -     | -     | -     | -     | -                           |
| 58  | ..... 1974                         | -     | -     | -     | -     | -     | -     | -                           |
| 59  | Other ..... 1973                   | -     | -     | -     | -     | -     | -     | -                           |
| 60  | ..... 1974                         | -     | -     | -     | -     | -     | -     | -                           |
| 61  | Total ..... 1973                   | 2     | -     | -     | -     | -     | -     | 2                           |
| 62  | ..... 1974                         | -     | -     | 1     | -     | -     | 2     | 3                           |
| <b>Oceania and Other<br/>Ocean Islands</b>              |                                    |       |       |       |       |       |       |                             |
| 63  | Australia ..... 1973               | 3     | 3     | 3     | 1     | 5     | 8     | 23                          |
| 64  | ..... 1974                         | 10    | 6     | 1     | 2     | 10    | 14    | 43                          |
| 65  | New Zealand ..... 1973             | 1     | -     | 1     | 2     | 2     | 4     | 10                          |
| 66  | ..... 1974                         | 3     | -     | -     | 1     | 1     | 1     | 6                           |
| 67  | Other ..... 1973                   | -     | -     | -     | -     | -     | -     | -                           |
| 68  | ..... 1974                         | 1     | -     | -     | -     | -     | 1     | 2                           |
| 69  | Total ..... 1973                   | 4     | 3     | 4     | 3     | 7     | 12    | 33                          |
| 70  | ..... 1974                         | 14    | 6     | 1     | 3     | 11    | 16    | 51                          |
| 71  | Grand total ..... 1973             | 1,408 | 852   | 2,422 | 1,303 | 1,554 | 2,483 | 10,022                      |
| 72  | ..... 1974                         | 1,522 | 1,013 | 1,077 | 1,349 | 1,352 | 2,542 | 8,855                       |

(1) Additional data are available by country on request.

TABLEAU 4B. Voyageurs non résidents entrant au Canada, selon le pays de résidence(1) - fin

| J     | A     | S     | O     | N     | D     | Year - Année | Pays de résidence                    | No |
|-------|-------|-------|-------|-------|-------|--------------|--------------------------------------|----|
|       |       |       |       |       |       |              | <u>Asie - fin</u>                    |    |
| -     | -     | -     | -     | -     | -     | 2            | 1973 Israël .....                    | 1  |
| -     | -     | -     | -     | -     | -     |              | 1974 .....                           | 2  |
| -     | -     | 1     | -     | -     | 1     | 6            | 1973 Japon .....                     | 3  |
| -     | -     | -     | -     | -     | -     |              | 1974 .....                           | 4  |
| -     | -     | -     | -     | -     | -     | -            | 1973 Corée du Sud .....              | 5  |
| -     | -     | -     | -     | -     | -     |              | 1974 .....                           | 6  |
| 8     | 2     | 1     | -     | 1     | 1     | 15           | 1973 Liban .....                     | 7  |
| 1     | -     | -     | -     | -     | -     |              | 1974 .....                           | 8  |
| 9     | 2     | 5     | 6     | 4     | 4     | 39           | 1973 Pakistan .....                  | 9  |
| 1     | -     | -     | -     | 5     | -     |              | 1974 .....                           | 10 |
| 1     | -     | -     | -     | -     | -     | 13           | 1973 Philippines .....               | 11 |
| -     | -     | -     | -     | -     | -     |              | 1974 .....                           | 12 |
| 3     | -     | 1     | 3     | 1     | 0     | 10           | 1973 Sri Lanka .....                 | 13 |
| -     | -     | -     | -     | -     | -     |              | 1974 .....                           | 14 |
| -     | -     | -     | -     | -     | -     | -            | 1973 Syrie .....                     | 15 |
| -     | -     | -     | -     | -     | -     |              | 1974 .....                           | 16 |
| 1     | -     | -     | -     | -     | -     | 3            | 1973 Taiwan .....                    | 17 |
| 7     | 13    | 9     | 2     | 9     | 4     | 98           | 1974 Autres .....                    | 18 |
| 3     | -     | -     | -     | -     | -     |              | 1973 .....                           | 19 |
|       |       |       |       |       |       |              | 1974 .....                           | 20 |
| 27    | 29    | 33    | 23    | 33    | 15    | 313          | 1973 Total .....                     | 21 |
| 31    | -     | -     | -     | -     | -     |              | 1974 .....                           | 22 |
|       |       |       |       |       |       |              | <u>Amérique du Nord</u>              |    |
|       |       |       |       |       |       |              | <u>Amérique centrale et Antilles</u> |    |
| -     | -     | -     | -     | 1     | -     | 1            | 1973 Antigua .....                   | 23 |
| -     | -     | -     | -     | -     | -     |              | 1974 .....                           | 24 |
| -     | -     | 32    | -     | -     | -     | 32           | 1973 Bahamas .....                   | 25 |
| -     | -     | -     | -     | -     | -     |              | 1974 .....                           | 26 |
| -     | -     | -     | -     | -     | 1     | 1            | 1973 Barbade .....                   | 27 |
| -     | -     | -     | -     | -     | -     |              | 1974 .....                           | 28 |
| -     | -     | -     | -     | -     | -     | -            | 1973 Bermudes .....                  | 29 |
| -     | -     | -     | -     | -     | -     |              | 1974 .....                           | 30 |
| -     | -     | -     | 92    | -     | -     | 92           | 1973 Cuba .....                      | 31 |
| -     | -     | -     | -     | -     | -     |              | 1974 .....                           | 32 |
| -     | -     | -     | -     | -     | -     | -            | 1973 Haïti .....                     | 33 |
| -     | -     | -     | -     | -     | -     |              | 1974 .....                           | 34 |
| -     | -     | -     | -     | -     | 1     | 1            | 1973 Jamaïque .....                  | 35 |
| -     | -     | -     | -     | -     | -     |              | 1974 .....                           | 36 |
| 11    | 16    | 7     | -     | -     | -     | 35           | 1973 Mexique .....                   | 37 |
| 1     | -     | -     | -     | -     | -     |              | 1974 .....                           | 38 |
| 8     | -     | -     | -     | -     | -     | 89           | 1973 St. Pierre-et-Miquelon .....    | 39 |
| 2     | -     | -     | -     | 2     | -     | 8            | 1974 Trinité et Tobago .....         | 40 |
| -     | -     | -     | -     | -     | -     |              | 1973 .....                           | 41 |
| 1,638 | 1,725 | 1,021 | 1,269 | 651   | 780   | 12,043       | 1974 États-Unis .....                | 42 |
| 996   | -     | -     | -     | -     | -     |              | 1973 .....                           | 43 |
| -     | -     | -     | -     | -     | -     | 15           | 1974 Autres .....                    | 44 |
| -     | -     | -     | -     | -     | -     |              | 1973 .....                           | 45 |
| 1,651 | 1,741 | 1,060 | 1,361 | 654   | 782   | 12,317       | 1973 Total .....                     | 47 |
| 1,005 | -     | -     | -     | -     | -     |              | 1974 .....                           | 48 |
|       |       |       |       |       |       |              | <u>Amérique du Sud</u>               |    |
| -     | -     | -     | -     | -     | -     | -            | 1973 Argentine .....                 | 49 |
| -     | -     | -     | -     | -     | -     |              | 1974 .....                           | 50 |
| -     | -     | -     | 1     | -     | -     | 1            | 1973 Brésil .....                    | 51 |
| -     | -     | -     | -     | -     | -     |              | 1974 .....                           | 52 |
| -     | -     | -     | -     | -     | -     | -            | 1973 Colombie .....                  | 53 |
| 1     | -     | -     | -     | -     | -     | 2            | 1974 Guyane .....                    | 54 |
| -     | -     | -     | -     | -     | -     |              | 1973 .....                           | 55 |
| -     | -     | -     | -     | -     | -     | -            | 1974 Venezuela .....                 | 56 |
| -     | -     | -     | -     | -     | -     |              | 1973 .....                           | 57 |
| -     | -     | -     | 2     | -     | -     | 2            | 1974 Autres .....                    | 58 |
| -     | -     | -     | -     | -     | -     |              | 1973 .....                           | 59 |
| -     | -     | -     | -     | -     | -     |              | 1974 .....                           | 60 |
| -     | -     | -     | 3     | -     | -     | 5            | 1973 Total .....                     | 61 |
| 1     | -     | -     | -     | -     | -     |              | 1974 .....                           | 62 |
|       |       |       |       |       |       |              | <u>Océanie et autres îles</u>        |    |
|       |       |       |       |       |       |              | <u>océaniques</u>                    |    |
| 6     | 11    | 18    | 4     | 3     | 1     | 66           | 1973 Australie .....                 | 63 |
| 8     | -     | -     | -     | -     | -     |              | 1974 .....                           | 64 |
| 3     | 3     | 4     | 1     | 3     | -     | 24           | 1973 Nouvelle-Zélande .....          | 65 |
| 4     | -     | -     | -     | -     | -     |              | 1974 .....                           | 66 |
| 1     | -     | -     | -     | -     | -     | 1            | 1973 Autres .....                    | 67 |
| -     | -     | -     | -     | -     | -     |              | 1974 .....                           | 68 |
| 9     | 14    | 22    | 5     | 7     | 1     | 91           | 1973 Total .....                     | 69 |
| 13    | -     | -     | -     | -     | -     |              | 1974 .....                           | 70 |
| 3,178 | 3,361 | 2,253 | 2,092 | 1,046 | 1,328 | 23,280       | 1973 Total global .....              | 71 |
| 2,434 | -     | -     | -     | -     | -     |              | 1974 .....                           | 72 |

(1) D'autres renseignements sont disponibles par pays, sur demande.

TABLE 4C. Resident Travellers Returning to Canada by Type of Transportation

| No.  | Type of transportation             | J     | F   | M   | A     | M     | J     | Six months<br>-<br>Six mois |
|--|------------------------------------|-------|-----|-----|-------|-------|-------|-----------------------------|
| Returning from the United States(1)                      |                                    |       |     |     |       |       |       |                             |
| <u>Land</u>  |                                    |       |     |     |       |       |       |                             |
| 1  | Automobile ..... 1973              | -     | -   | -   | -     | -     | -     | -                           |
| 2  | ..... 1974                         | -     | -   | -   | -     | -     | -     | -                           |
| 3  | Same day ..... 1973                | -     | -   | -   | -     | -     | -     | -                           |
| 4  | ..... 1974                         | -     | -   | -   | -     | -     | -     | -                           |
| 5  | One night ..... 1973               | -     | -   | -   | -     | -     | -     | -                           |
| 6  | ..... 1974                         | -     | -   | -   | -     | -     | -     | -                           |
| 7  | Two or more nights ..... 1973      | -     | -   | -   | -     | -     | -     | -                           |
| 8  | ..... 1974                         | -     | -   | -   | -     | -     | -     | -                           |
| 9  | Bus ..... 1973                     | -     | -   | -   | -     | -     | -     | -                           |
| 10   | ..... 1974                         | -     | -   | -   | -     | -     | -     | -                           |
| 11   | Same day ..... 1973                | -     | -   | -   | -     | -     | -     | -                           |
| 12   | ..... 1974                         | -     | -   | -   | -     | -     | -     | -                           |
| 13   | One or more nights ..... 1973      | -     | -   | -   | -     | -     | -     | -                           |
| 14   | ..... 1974                         | -     | -   | -   | -     | -     | -     | -                           |
| 15   | Rail ..... 1973                    | -     | -   | -   | -     | -     | -     | -                           |
| 16   | ..... 1974                         | -     | -   | -   | -     | -     | -     | -                           |
| 17   | Other methods ..... 1973           | -     | -   | -   | -     | -     | -     | -                           |
| 18   | ..... 1974                         | -     | -   | -   | -     | -     | -     | -                           |
| 19   | Total land ..... 1973              | -     | -   | -   | -     | -     | -     | -                           |
| 20   | ..... 1974                         | -     | -   | -   | -     | -     | -     | -                           |
| <u>Air</u>   |                                    |       |     |     |       |       |       |                             |
| 21   | Commercial ..... 1973              | 1     | -   | -   | 4     | 16    | 3     | 24                          |
| 22   | ..... 1974                         | -     | -   | -   | 241   | 377   | 1     | 619                         |
| 23   | Private ..... 1973                 | -     | -   | -   | -     | 10    | 3     | 13                          |
| 24   | ..... 1974                         | -     | 16  | 18  | 12    | 9     | 1     | 56                          |
| 25   | Total air ..... 1973               | 1     | -   | -   | 4     | 26    | 6     | 37                          |
| 26   | ..... 1974                         | -     | 16  | 18  | 253   | 386   | 2     | 675                         |
| <u>Marine</u>  |                                    |       |     |     |       |       |       |                             |
| 27   | Commercial ..... 1973              | -     | -   | -   | -     | -     | -     | -                           |
| 28   | ..... 1974                         | -     | -   | -   | -     | -     | -     | -                           |
| 29   | Private ..... 1973                 | -     | -   | -   | -     | -     | -     | -                           |
| 30   | ..... 1974                         | -     | -   | -   | -     | -     | -     | -                           |
| 31   | Total marine ..... 1973            | -     | -   | -   | -     | -     | -     | -                           |
| 32   | ..... 1974                         | -     | -   | -   | -     | -     | -     | -                           |
| 33   | Total ..... 1973                   | 1     | -   | -   | 4     | 26    | 6     | 37                          |
| 34   | ..... 1974                         | -     | 16  | 18  | 253   | 386   | 2     | 675                         |
| Returning from countries other than the United States(2) |                                    |       |     |     |       |       |       |                             |
| <u>Land (via the U.S.A.)</u>                             |                                    |       |     |     |       |       |       |                             |
| 35   | ..... 1973                         | -     | -   | -   | -     | -     | -     | -                           |
| 36   | ..... 1974                         | -     | -   | -   | -     | -     | -     | -                           |
| <u>Air</u>   |                                    |       |     |     |       |       |       |                             |
| 37   | Returning direct ..... 1973        | 873   | 294 | 968 | 1,144 | 1,261 | 1,085 | 5,605                       |
| 38   | ..... 1974                         | 1,082 | 265 | 768 | 1,021 | 1,384 | 962   | 5,482                       |
| 39   | Returning via the U.S.A. .... 1973 | -     | -   | -   | -     | 89    | 15    | 108                         |
| 40   | ..... 1974                         | 11    | 5   | -   | -     | -     | -     | 16                          |
| 41   | Total air ..... 1973               | 873   | 294 | 968 | 1,148 | 1,350 | 1,100 | 5,713                       |
| 42   | ..... 1974                         | 1,093 | 270 | 768 | 1,021 | 1,384 | 962   | 5,498                       |
| <u>Marine</u>  |                                    |       |     |     |       |       |       |                             |
| 43   | Returning direct ..... 1973        | 316   | 246 | 16  | 314   | 1,132 | 730   | 2,754                       |
| 44   | ..... 1974                         | 47    | 7   | 64  | 321   | 992   | 1,093 | 2,524                       |
| 45   | Returning via the U.S.A. .... 1973 | -     | -   | -   | 10    | -     | -     | 10                          |
| 46   | ..... 1974                         | -     | -   | -   | -     | -     | -     | -                           |
| 47   | Total marine ..... 1973            | 316   | 246 | 16  | 324   | 1,132 | 730   | 2,764                       |
| 48   | ..... 1974                         | 47    | 7   | 64  | 321   | 992   | 1,093 | 2,524                       |
| 49   | Total ..... 1973                   | 1,189 | 540 | 964 | 1,472 | 2,482 | 1,830 | 8,477                       |
| 50   | ..... 1974                         | 1,140 | 277 | 832 | 1,342 | 2,376 | 2,055 | 8,022                       |
| 51   | Grand total ..... 1973             | 1,190 | 540 | 964 | 1,476 | 2,508 | 1,836 | 8,514                       |
| 52   | ..... 1974                         | 1,140 | 293 | 850 | 1,595 | 2,762 | 2,057 | 8,697                       |

(1) Continental United States and Alaska.

(2) Includes Hawaii, Puerto Rico, Philippines and other U.S. protectorates.

TABLEAU 4C. Voyageurs résidents revenant au Canada, selon le moyen de transport

| J   | A     | S     | O     | N   | D   | Year<br>-<br>Année | Moyen de<br>transport            | N° |
|---|-------|-------|-------|-----|-----|--------------------|----------------------------------|----|
| Rentrée des États-Unis(1)                     |       |       |       |     |     |                    |                                  |    |
| -   | -     | -     | -     | -   | -   | -                  | 1973 Automobile .....            | 1  |
| -   | -     | -     | -     | -   | -   | -                  | 1974 .....                       | 2  |
| -   | -     | -     | -     | -   | -   | -                  | 1973 Même jour .....             | 3  |
| -   | -     | -     | -     | -   | -   | -                  | 1974 .....                       | 4  |
| -   | -     | -     | -     | -   | -   | -                  | 1973 Une nuit .....              | 5  |
| -   | -     | -     | -     | -   | -   | -                  | 1974 .....                       | 6  |
| -   | -     | -     | -     | -   | -   | -                  | 1973 Deux nuits ou plus .....    | 7  |
| -   | -     | -     | -     | -   | -   | -                  | 1974 .....                       | 8  |
| -   | -     | -     | -     | -   | -   | -                  | 1973 Autocar .....               | 9  |
| -   | -     | -     | -     | -   | -   | -                  | 1974 .....                       | 10 |
| -   | -     | -     | -     | -   | -   | -                  | 1973 Même jour .....             | 11 |
| -   | -     | -     | -     | -   | -   | -                  | 1974 .....                       | 12 |
| -   | -     | -     | -     | -   | -   | -                  | 1973 Une nuit ou plus .....      | 13 |
| -   | -     | -     | -     | -   | -   | -                  | 1974 .....                       | 14 |
| -   | -     | -     | -     | -   | -   | -                  | 1973 Chemin de fer .....         | 15 |
| -   | -     | -     | -     | -   | -   | -                  | 1974 .....                       | 16 |
| -   | -     | -     | -     | -   | -   | -                  | 1973 Autres moyens .....         | 17 |
| -   | -     | -     | -     | -   | -   | -                  | 1974 .....                       | 18 |
| -   | -     | -     | -     | -   | -   | -                  | 1973 Total, par terre .....      | 19 |
| -   | -     | -     | -     | -   | -   | -                  | 1974 .....                       | 20 |
|   |       |       |       |     |     |                    | <u>Par air</u>                   |    |
| 8   | 6     | -     | 1     | -   | -   | 39                 | 1973 Commercial .....            | 21 |
| 9   |       |       |       |     |     |                    | 1974 .....                       | 22 |
| 16  | 9     | 3     | 7     | 12  | 2   | 62                 | 1973 Privé .....                 | 23 |
| 14  |       |       |       |     |     |                    | 1974 .....                       | 24 |
| 26  | 15    | 3     | 8     | 12  | 2   | 101                | 1973 Total, par air .....        | 25 |
| 23  |       |       |       |     |     |                    | 1974 .....                       | 26 |
|   |       |       |       |     |     |                    | <u>Par mer</u>                   |    |
| -   | -     | -     | -     | -   | -   | -                  | 1973 Commercial .....            | 27 |
| -   | -     | -     | -     | -   | -   | -                  | 1974 .....                       | 28 |
| -   | -     | -     | -     | -   | -   | -                  | 1973 Privé .....                 | 29 |
| -   | -     | -     | -     | -   | -   | -                  | 1974 .....                       | 30 |
| -   | -     | -     | -     | -   | -   | -                  | 1973 Total, par mer .....        | 31 |
| -   | -     | -     | -     | -   | -   | -                  | 1974 .....                       | 32 |
| 24  | 15    | 3     | 8     | 12  | 2   | 101                | 1973 Total .....                 | 33 |
| 23  |       |       |       |     |     |                    | 1974 .....                       | 34 |
| Rentrée des pays autres que les États-Unis(2) |       |       |       |     |     |                    |                                  |    |
|   |       |       |       |     |     |                    | <u>Par terre (via les É.-U.)</u> |    |
| -   | -     | -     | -     | -   | -   | -                  | 1973 .....                       | 35 |
| -   | -     | -     | -     | -   | -   | -                  | 1974 .....                       | 36 |
|   |       |       |       |     |     |                    | <u>Par air</u>                   |    |
| 1,075   | 1,718 | 1,539 | 1,335 | 688 | 861 | 12,821             | 1973 Rentrée directe .....       | 37 |
| 1,156   |       |       |       |     |     |                    | 1974 .....                       | 38 |
| 18  | 1     | -     | 4     | 4   | 1   | 136                | 1973 Rentrée via les É.-U. ....  | 39 |
| 2   |       |       |       |     |     |                    | 1974 .....                       | 40 |
| 1,093   | 1,719 | 1,539 | 1,339 | 692 | 862 | 12,957             | 1973 Total, par air .....        | 41 |
| 1,158   |       |       |       |     |     |                    | 1974 .....                       | 42 |
|   |       |       |       |     |     |                    | <u>Par mer</u>                   |    |
| 2,107   | 2,241 | 724   | 167   | 53  | 37  | 8,083              | 1973 Rentrée directe .....       | 43 |
| 2,817   |       |       |       |     |     |                    | 1974 .....                       | 44 |
| -   | -     | -     | -     | -   | -   | 10                 | 1973 Rentrée via les É.-U. ....  | 45 |
| -   |       |       |       |     |     |                    | 1974 .....                       | 46 |
| 2,107   | 2,241 | 724   | 167   | 53  | 37  | 8,093              | 1973 Total, par mer .....        | 47 |
| 2,817   |       |       |       |     |     |                    | 1974 .....                       | 48 |
| 3,200   | 3,960 | 2,263 | 1,506 | 745 | 899 | 21,050             | 1973 Total .....                 | 49 |
| 3,975   |       |       |       |     |     |                    | 1974 .....                       | 50 |
| 3,224   | 3,975 | 2,266 | 1,514 | 757 | 901 | 21,151             | 1973 Total global .....          | 51 |
| 3,998   |       |       |       |     |     |                    | 1974 .....                       | 52 |

(1) États-Unis continentaux et Alaska.

(2) Comprend Hawaii, Porto Rico, Philippines et les autres protections des États-Unis.

TABLE 4D. Number of Vehicles Travelling Between Canada and the United States

| No.                    | Type of vehicle                |      | J | F | M | A | M | J | Six months<br>-<br>Six mois |
|------------------------|--------------------------------|------|---|---|---|---|---|---|-----------------------------|
| United States vehicles |                                |      |   |   |   |   |   |   |                             |
| <u>Automobile</u>      |                                |      |   |   |   |   |   |   |                             |
| 1                      | Same day .....                 | 1973 | - | - | - | - | - | - | -                           |
| 2                      |                                | 1974 | - | - | - | - | - | - | -                           |
| 3                      | One night .....                | 1973 | - | - | - | - | - | - | -                           |
| 4                      |                                | 1974 | - | - | - | - | - | - | -                           |
| 5                      | Two or more nights .....       | 1973 | - | - | - | - | - | - | -                           |
| 6                      |                                | 1974 | - | - | - | - | - | - | -                           |
| 7                      | Total .....                    | 1973 | - | - | - | - | - | - | -                           |
| 8                      |                                | 1974 | - | - | - | - | - | - | -                           |
| 9                      | Trucks used commercially ..... | 1973 | - | - | - | - | - | - | -                           |
| 10                     |                                | 1974 | - | - | - | - | - | - | -                           |
| 11                     | Other vehicles .....           | 1973 | - | - | - | - | - | - | -                           |
| 12                     |                                | 1974 | - | - | - | - | - | - | -                           |
| 13                     | Total .....                    | 1973 | - | - | - | - | - | - | -                           |
| 14                     |                                | 1974 | - | - | - | - | - | - | -                           |
| Canadian vehicles      |                                |      |   |   |   |   |   |   |                             |
| <u>Automobile</u>      |                                |      |   |   |   |   |   |   |                             |
| 15                     | Same day .....                 | 1973 | - | - | - | - | - | - | -                           |
| 16                     |                                | 1974 | - | - | - | - | - | - | -                           |
| 17                     | One night .....                | 1973 | - | - | - | - | - | - | -                           |
| 18                     |                                | 1974 | - | - | - | - | - | - | -                           |
| 19                     | Two or more nights .....       | 1973 | - | - | - | - | - | - | -                           |
| 20                     |                                | 1974 | - | - | - | - | - | - | -                           |
| 21                     | Total .....                    | 1973 | - | - | - | - | - | - | -                           |
| 22                     |                                | 1974 | - | - | - | - | - | - | -                           |
| 23                     | Trucks used commercially ..... | 1973 | - | - | - | - | - | - | -                           |
| 24                     |                                | 1974 | - | - | - | - | - | - | -                           |
| 25                     | Other vehicles .....           | 1973 | - | - | - | - | - | - | -                           |
| 26                     |                                | 1974 | - | - | - | - | - | - | -                           |
| 27                     | Total .....                    | 1973 | - | - | - | - | - | - | -                           |
| 28                     |                                | 1974 | - | - | - | - | - | - | -                           |
| Total vehicles         |                                |      |   |   |   |   |   |   |                             |
| <u>Automobile</u>      |                                |      |   |   |   |   |   |   |                             |
| 29                     | Same day .....                 | 1973 | - | - | - | - | - | - | -                           |
| 30                     |                                | 1974 | - | - | - | - | - | - | -                           |
| 31                     | One night .....                | 1973 | - | - | - | - | - | - | -                           |
| 32                     |                                | 1974 | - | - | - | - | - | - | -                           |
| 33                     | Two or more nights .....       | 1973 | - | - | - | - | - | - | -                           |
| 34                     |                                | 1974 | - | - | - | - | - | - | -                           |
| 35                     | Total .....                    | 1973 | - | - | - | - | - | - | -                           |
| 36                     |                                | 1974 | - | - | - | - | - | - | -                           |
| 37                     | Trucks used commercially ..... | 1973 | - | - | - | - | - | - | -                           |
| 38                     |                                | 1974 | - | - | - | - | - | - | -                           |
| 39                     | Other vehicles .....           | 1973 | - | - | - | - | - | - | -                           |
| 40                     |                                | 1974 | - | - | - | - | - | - | -                           |
| 41                     | Total .....                    | 1973 | - | - | - | - | - | - | -                           |
| 42                     |                                | 1974 | - | - | - | - | - | - | -                           |

TABLEAU 4B. Nombre de véhicules voyageant entre le Canada et les États-Unis

| J                        | A | S | O | N | D | Year<br>-<br>Année | Genre de véhicule                            | N <sup>o</sup> |
|--------------------------|---|---|---|---|---|--------------------|--|----------------|
| Véhicules des États-Unis |   |   |   |   |   |                    |  |                |
| -                        | - | - | - | - | - | -                  | 1973 Automobile<br>Même jour .....           | 1              |
| -                        | - | - | - | - | - | -                  | 1974 .....                                   | 2              |
| -                        | - | - | - | - | - | -                  | 1973 Automobile<br>Une nuit .....            | 3              |
| -                        | - | - | - | - | - | -                  | 1974 .....                                   | 4              |
| -                        | - | - | - | - | - | -                  | 1973 Automobile<br>Deux nuits ou plus .....  | 5              |
| -                        | - | - | - | - | - | -                  | 1974 .....                                   | 6              |
| -                        | - | - | - | - | - | -                  | 1973 Automobile<br>Total .....               | 7              |
| -                        | - | - | - | - | - | -                  | 1974 .....                                   | 8              |
| -                        | - | - | - | - | - | -                  | 1973 Automobile<br>Camions commerciaux ..... | 9              |
| -                        | - | - | - | - | - | -                  | 1974 .....                                   | 10             |
| -                        | - | - | - | - | - | -                  | 1973 Automobile<br>Autres véhicules .....    | 11             |
| -                        | - | - | - | - | - | -                  | 1974 .....                                   | 12             |
| -                        | - | - | - | - | - | -                  | 1973 Automobile<br>Total .....               | 13             |
| -                        | - | - | - | - | - | -                  | 1974 .....                                   | 14             |
| Véhicules du Canada      |   |   |   |   |   |                    |  |                |
| -                        | - | - | - | - | - | -                  | 1973 Automobile<br>Même jour .....           | 15             |
| -                        | - | - | - | - | - | -                  | 1974 .....                                   | 16             |
| -                        | - | - | - | - | - | -                  | 1973 Automobile<br>Une nuit .....            | 17             |
| -                        | - | - | - | - | - | -                  | 1974 .....                                   | 18             |
| -                        | - | - | - | - | - | -                  | 1973 Automobile<br>Deux nuits ou plus .....  | 19             |
| -                        | - | - | - | - | - | -                  | 1974 .....                                   | 20             |
| -                        | - | - | - | - | - | -                  | 1973 Automobile<br>Total .....               | 21             |
| -                        | - | - | - | - | - | -                  | 1974 .....                                   | 22             |
| -                        | - | - | - | - | - | -                  | 1973 Automobile<br>Camions commerciaux ..... | 23             |
| -                        | - | - | - | - | - | -                  | 1974 .....                                   | 24             |
| -                        | - | - | - | - | - | -                  | 1973 Automobile<br>Autres véhicules .....    | 25             |
| -                        | - | - | - | - | - | -                  | 1974 .....                                   | 26             |
| -                        | - | - | - | - | - | -                  | 1973 Automobile<br>Total .....               | 27             |
| -                        | - | - | - | - | - | -                  | 1974 .....                                   | 28             |
| Total, véhicules         |   |   |   |   |   |                    |  |                |
| -                        | - | - | - | - | - | -                  | 1973 Automobile<br>Même jour .....           | 29             |
| -                        | - | - | - | - | - | -                  | 1974 .....                                   | 30             |
| -                        | - | - | - | - | - | -                  | 1973 Automobile<br>Une nuit .....            | 31             |
| -                        | - | - | - | - | - | -                  | 1974 .....                                   | 32             |
| -                        | - | - | - | - | - | -                  | 1973 Automobile<br>Deux nuits ou plus .....  | 33             |
| -                        | - | - | - | - | - | -                  | 1974 .....                                   | 34             |
| -                        | - | - | - | - | - | -                  | 1973 Automobile<br>Total .....               | 35             |
| -                        | - | - | - | - | - | -                  | 1974 .....                                   | 36             |
| -                        | - | - | - | - | - | -                  | 1973 Automobile<br>Camions commerciaux ..... | 37             |
| -                        | - | - | - | - | - | -                  | 1974 .....                                   | 38             |
| -                        | - | - | - | - | - | -                  | 1973 Automobile<br>Autres véhicules .....    | 39             |
| -                        | - | - | - | - | - | -                  | 1974 .....                                   | 40             |
| -                        | - | - | - | - | - | -                  | 1973 Automobile<br>Total .....               | 41             |
| -                        | - | - | - | - | - | -                  | 1974 .....                                   | 42             |

TABLE 5A. Non-resident Travellers Entering Canada by Type of Transportation

| No.   | Type of transportation            | J  | F | M | A  | M | J  | Six months<br>-<br>Six mois |
|---|-----------------------------------|----|---|---|----|---|----|-----------------------------|
| Residents of the United States                      |                                   |    |   |   |    |   |    |                             |
| <u>Land</u>   |                                   |    |   |   |    |   |    |                             |
| 1   | Automobile ..... 1973             | -  | - | - | -  | - | -  | -                           |
| 2   | ..... 1974                        | -  | - | - | -  | - | -  | -                           |
| 3   | Same day ..... 1973               | -  | - | - | -  | - | -  | -                           |
| 4   | ..... 1974                        | -  | - | - | -  | - | -  | -                           |
| 5   | One night ..... 1973              | -  | - | - | -  | - | -  | -                           |
| 6   | ..... 1974                        | -  | - | - | -  | - | -  | -                           |
| 7   | Two or more nights ..... 1973     | -  | - | - | -  | - | -  | -                           |
| 8   | ..... 1974                        | -  | - | - | -  | - | -  | -                           |
| 9   | Bus ..... 1973                    | -  | - | - | -  | - | -  | -                           |
| 10  | ..... 1974                        | -  | - | - | -  | - | -  | -                           |
| 11  | Same day ..... 1973               | -  | - | - | -  | - | -  | -                           |
| 12  | ..... 1974                        | -  | - | - | -  | - | -  | -                           |
| 13  | One or more nights ..... 1973     | -  | - | - | -  | - | -  | -                           |
| 14  | ..... 1974                        | -  | - | - | -  | - | -  | -                           |
| 15  | Rail ..... 1973                   | -  | - | - | -  | - | -  | -                           |
| 16  | ..... 1974                        | -  | - | - | -  | - | -  | -                           |
| 17  | Other Methods ..... 1973          | -  | - | - | -  | - | -  | -                           |
| 18  | ..... 1974                        | -  | - | - | -  | - | -  | -                           |
| 19  | Total land ..... 1973             | -  | - | - | -  | - | -  | -                           |
| 20  | ..... 1974                        | -  | - | - | -  | - | -  | -                           |
| <u>Air</u>  |                                   |    |   |   |    |   |    |                             |
| 21  | Commercial ..... 1973             | -  | - | - | 5  | - | -  | 5                           |
| 22  | ..... 1974                        | -  | - | - | 8  | - | -  | 13                          |
| 23  | Private ..... 1973                | 11 | - | 5 | 8  | 4 | 23 | 51                          |
| 24  | ..... 1974                        | -  | - | - | 4  | 7 | 23 | 34                          |
| 25  | Total air ..... 1973              | 11 | - | 5 | 13 | 4 | 23 | 56                          |
| 26  | ..... 1974                        | -  | - | - | 4  | 7 | 23 | 34                          |
| <u>Marine</u>                                       |                                   |    |   |   |    |   |    |                             |
| 27  | Commercial ..... 1973             | -  | - | - | -  | - | -  | -                           |
| 28  | ..... 1974                        | -  | - | - | -  | - | -  | -                           |
| 29  | Private ..... 1973                | -  | - | - | -  | - | -  | -                           |
| 30  | ..... 1974                        | -  | - | - | -  | - | -  | -                           |
| 31  | Total marine ..... 1973           | -  | - | - | -  | - | -  | -                           |
| 32  | ..... 1974                        | -  | - | - | -  | - | -  | -                           |
| 33  | Total ..... 1973                  | 11 | - | 5 | 13 | 4 | 23 | 56                          |
| 34  | ..... 1974                        | -  | - | - | 4  | 7 | 23 | 34                          |
| Residents of countries other than the United States |                                   |    |   |   |    |   |    |                             |
| <u>Land (via the U.S.A.)</u>                        |                                   |    |   |   |    |   |    |                             |
| 35  | Same day ..... 1973               | -  | - | - | -  | - | -  | -                           |
| 36  | ..... 1974                        | -  | - | - | -  | - | -  | -                           |
| 37  | One or more nights ..... 1973     | -  | - | - | -  | - | -  | -                           |
| 38  | ..... 1974                        | -  | - | - | -  | - | -  | -                           |
| 39  | Total land ..... 1973             | -  | - | - | -  | - | -  | -                           |
| 40  | ..... 1974                        | -  | - | - | -  | - | -  | -                           |
| <u>Air</u>  |                                   |    |   |   |    |   |    |                             |
| 41  | Entering direct ..... 1973        | -  | - | - | -  | - | -  | -                           |
| 42  | ..... 1974                        | -  | - | - | -  | - | -  | -                           |
| 43  | Entering via the U.S.A. .... 1973 | -  | - | - | -  | - | -  | -                           |
| 44  | ..... 1974                        | -  | - | - | -  | - | -  | -                           |
| 45  | Total air ..... 1973              | -  | - | - | -  | - | -  | -                           |
| 46  | ..... 1974                        | -  | - | - | -  | - | -  | -                           |
| <u>Marine</u>                                       |                                   |    |   |   |    |   |    |                             |
| 47  | Entering direct ..... 1973        | -  | - | - | -  | - | -  | -                           |
| 48  | ..... 1974                        | -  | - | - | -  | - | -  | -                           |
| 49  | Entering via the U.S.A. .... 1973 | -  | - | - | -  | - | -  | -                           |
| 50  | ..... 1974                        | -  | - | - | -  | - | -  | -                           |
| 51  | Total marine ..... 1973           | -  | - | - | -  | - | -  | -                           |
| 52  | ..... 1974                        | -  | - | - | -  | - | -  | -                           |
| 53  | Total ..... 1973                  | -  | - | - | -  | - | -  | -                           |
| 54  | ..... 1974                        | -  | - | - | -  | - | -  | -                           |
| 55  | Grand total ..... 1973            | 11 | - | 5 | 13 | 4 | 23 | 56                          |
| 56  | ..... 1974                        | -  | - | - | 4  | 7 | 23 | 34                          |



TABLEAU 5A. Voyageurs non résidents entrant au Canada, selon le moyen de transport

| J   | A   | S     | O | N | D | Year<br>-<br>Année | Moyen de<br>transport            | N <sup>o</sup> |
|---|-----|-------|---|---|---|--------------------|----------------------------------|----------------|
| <b>Résidents des États-Unis</b>                     |     |       |   |   |   |                    |                                  |                |
| -   | -   | -     | - | - | - | -                  | <b>Par terre</b>                 |                |
| -   | -   | -     | - | - | - | -                  | 1973 Automobile .....            | 1              |
| -   | -   | -     | - | - | - | -                  | 1974 .....                       | 2              |
| -   | -   | -     | - | - | - | -                  | 1973 Même jour .....             | 3              |
| -   | -   | -     | - | - | - | -                  | 1974 .....                       | 4              |
| -   | -   | -     | - | - | - | -                  | 1973 Une nuit .....              | 5              |
| -   | -   | -     | - | - | - | -                  | 1974 .....                       | 6              |
| -   | -   | -     | - | - | - | -                  | 1973 Deux nuits ou plus .....    | 7              |
| -   | -   | -     | - | - | - | -                  | 1974 .....                       | 8              |
| -   | -   | -     | - | - | - | -                  | 1973 Autocar .....               | 9              |
| -   | -   | -     | - | - | - | -                  | 1974 .....                       | 10             |
| -   | -   | -     | - | - | - | -                  | 1973 Même jour .....             | 11             |
| -   | -   | -     | - | - | - | -                  | 1974 .....                       | 12             |
| -   | -   | -     | - | - | - | -                  | 1973 Une nuit ou plus .....      | 13             |
| -   | -   | -     | - | - | - | -                  | 1974 .....                       | 14             |
| -   | -   | -     | - | - | - | -                  | 1973 Chemin de fer .....         | 15             |
| -   | -   | -     | - | - | - | -                  | 1974 .....                       | 16             |
| -   | -   | -     | - | - | - | -                  | 1973 Autres moyens .....         | 17             |
| -   | -   | -     | - | - | - | -                  | 1974 .....                       | 18             |
| -   | -   | -     | - | - | - | -                  | 1973 Total, par terre .....      | 19             |
| -   | -   | -     | - | - | - | -                  | 1974 .....                       | 20             |
| -   | -   | -     | - | - | - | -                  | <b>Par air</b>                   |                |
| 64  | -   | -     | - | - | - | 69                 | 1973 Commercial .....            | 21             |
| -   | -   | -     | - | - | - | -                  | 1974 .....                       | 22             |
| 64  | 74  | -     | - | 6 | 2 | 197                | 1973 Privé .....                 | 23             |
| 62  | -   | -     | - | - | - | -                  | 1974 .....                       | 24             |
| 128   | 74  | -     | - | 6 | 2 | 266                | 1973 Total, par air .....        | 25             |
| 62  | -   | -     | - | - | - | -                  | 1974 .....                       | 26             |
| -   | -   | -     | - | - | - | -                  | <b>Par mer</b>                   |                |
| -   | 526 | 1,042 | - | - | - | 1,568              | 1973 Commercial .....            | 27             |
| 495   | -   | -     | - | - | - | -                  | 1974 .....                       | 28             |
| -   | -   | -     | - | - | - | -                  | 1973 Privé .....                 | 29             |
| 8   | -   | -     | - | - | - | -                  | 1974 .....                       | 30             |
| -   | 526 | 1,042 | - | - | - | 1,568              | 1973 Total, par mer .....        | 31             |
| 503   | -   | -     | - | - | - | -                  | 1974 .....                       | 32             |
| 128   | 600 | 1,042 | - | 6 | 2 | 1,834              | 1973 Total .....                 | 33             |
| 565   | -   | -     | - | - | - | -                  | 1974 .....                       | 34             |
| <b>Résidents des pays autres que les États-Unis</b> |     |       |   |   |   |                    |                                  |                |
| -   | -   | -     | - | - | - | -                  | <b>Par terre (via les É.-U.)</b> |                |
| -   | -   | -     | - | - | - | -                  | 1973 Même jour .....             | 35             |
| -   | -   | -     | - | - | - | -                  | 1974 .....                       | 36             |
| -   | -   | -     | - | - | - | -                  | 1973 Une nuit ou plus .....      | 37             |
| -   | -   | -     | - | - | - | -                  | 1974 .....                       | 38             |
| -   | -   | -     | - | - | - | -                  | 1973 Total, par terre .....      | 39             |
| -   | -   | -     | - | - | - | -                  | 1974 .....                       | 40             |
| -   | -   | -     | - | - | - | -                  | <b>Par air</b>                   |                |
| -   | -   | -     | - | - | - | -                  | 1973 Entrée directe .....        | 41             |
| -   | -   | -     | - | - | - | -                  | 1974 .....                       | 42             |
| -   | -   | -     | - | - | - | -                  | 1973 Entrée via les É.U. ....    | 43             |
| -   | -   | -     | - | - | - | -                  | 1974 .....                       | 44             |
| -   | -   | -     | - | - | - | -                  | 1973 Total, par air .....        | 45             |
| -   | -   | -     | - | - | - | -                  | 1974 .....                       | 46             |
| -   | -   | -     | - | - | - | -                  | <b>Par mer</b>                   |                |
| -   | -   | -     | - | - | - | -                  | 1973 Entrée directe .....        | 47             |
| -   | -   | -     | - | - | - | -                  | 1974 .....                       | 48             |
| -   | -   | -     | - | - | - | -                  | 1973 Entrée via les É.-U. ....   | 49             |
| -   | -   | -     | - | - | - | -                  | 1974 .....                       | 50             |
| -   | -   | -     | - | - | - | -                  | 1973 Total, par mer .....        | 51             |
| -   | -   | -     | - | - | - | -                  | 1974 .....                       | 52             |
| -   | -   | -     | - | - | - | -                  | 1973 Total .....                 | 53             |
| -   | -   | -     | - | - | - | -                  | 1974 .....                       | 54             |
| 128   | 600 | 1,042 | - | 6 | 2 | 1,834              | 1973 Total global .....          | 55             |
| 565   | -   | -     | - | - | - | -                  | 1974 .....                       | 56             |

TABLE 5B. Non-Resident Travellers Entering Canada by Country of Residence(1) - Continued

| No.                     | Country of residence                  | J | F | M | A | M | J | Six months<br>=<br>Six mois |
|-------------------------|---------------------------------------|---|---|---|---|---|---|-----------------------------|
| <u>Europe</u>           |                                       |   |   |   |   |   |   |                             |
| 1                       | Austria ..... 1973                    | - | - | - | - | - | - | -                           |
| 2                       | ..... 1974                            | - | - | - | - | - | - | -                           |
| 3                       | Azores ..... 1973                     | - | - | - | - | - | - | -                           |
| 4                       | ..... 1974                            | - | - | - | - | - | - | -                           |
| 5                       | Belgium ..... 1973                    | - | - | - | - | - | - | -                           |
| 6                       | ..... 1974                            | - | - | - | - | - | - | -                           |
| 7                       | Bulgaria ..... 1973                   | - | - | - | - | - | - | -                           |
| 8                       | ..... 1974                            | - | - | - | - | - | - | -                           |
| 9                       | Czechoslovakia ..... 1973             | - | - | - | - | - | - | -                           |
| 10                      | ..... 1974                            | - | - | - | - | - | - | -                           |
| 11                      | Denmark ..... 1973                    | - | - | - | - | - | - | -                           |
| 12                      | ..... 1974                            | - | - | - | - | - | - | -                           |
| 13                      | Finland ..... 1973                    | - | - | - | - | - | - | -                           |
| 14                      | ..... 1974                            | - | - | - | - | - | - | -                           |
| 15                      | France ..... 1973                     | - | - | - | - | - | - | -                           |
| 16                      | ..... 1974                            | - | - | - | - | - | - | -                           |
| 17                      | Germany (Federal Republic) ..... 1973 | - | - | - | - | - | - | -                           |
| 18                      | ..... 1974                            | - | - | - | - | - | - | -                           |
| 19                      | Greece ..... 1973                     | - | - | - | - | - | - | -                           |
| 20                      | ..... 1974                            | - | - | - | - | - | - | -                           |
| 21                      | Hungary ..... 1973                    | - | - | - | - | - | - | -                           |
| 22                      | ..... 1974                            | - | - | - | - | - | - | -                           |
| 23                      | Ireland (Republic) ..... 1973         | - | - | - | - | - | - | -                           |
| 24                      | ..... 1974                            | - | - | - | - | - | - | -                           |
| 25                      | Italy ..... 1973                      | - | - | - | - | - | - | -                           |
| 26                      | ..... 1974                            | - | - | - | - | - | - | -                           |
| 27                      | Malta ..... 1973                      | - | - | - | - | - | - | -                           |
| 28                      | ..... 1974                            | - | - | - | - | - | - | -                           |
| 29                      | Netherlands, The ..... 1973           | - | - | - | - | - | - | -                           |
| 30                      | ..... 1974                            | - | - | - | - | - | - | -                           |
| 31                      | Norway ..... 1973                     | - | - | - | - | - | - | -                           |
| 32                      | ..... 1974                            | - | - | - | - | - | - | -                           |
| 33                      | Poland ..... 1973                     | - | - | - | - | - | - | -                           |
| 34                      | ..... 1974                            | - | - | - | - | - | - | -                           |
| 35                      | Portugal ..... 1973                   | - | - | - | - | - | - | -                           |
| 36                      | ..... 1974                            | - | - | - | - | - | - | -                           |
| 37                      | Rumania ..... 1973                    | - | - | - | - | - | - | -                           |
| 38                      | ..... 1974                            | - | - | - | - | - | - | -                           |
| 39                      | Spain ..... 1973                      | - | - | - | - | - | - | -                           |
| 40                      | ..... 1974                            | - | - | - | - | - | - | -                           |
| 41                      | Sweden ..... 1973                     | - | - | - | - | - | - | -                           |
| 42                      | ..... 1974                            | - | - | - | - | - | - | -                           |
| 43                      | Switzerland ..... 1973                | - | - | - | - | - | - | -                           |
| 44                      | ..... 1974                            | - | - | - | - | - | - | -                           |
| 45                      | Turkey ..... 1973                     | - | - | - | - | - | - | -                           |
| 46                      | ..... 1974                            | - | - | - | - | - | - | -                           |
| 47                      | United Kingdom ..... 1973             | - | - | - | - | - | - | -                           |
| 48                      | ..... 1974                            | - | - | - | - | - | - | -                           |
| 49                      | U.S.S.R. .... 1973                    | - | - | - | - | - | - | -                           |
| 50                      | ..... 1974                            | - | - | - | - | - | - | -                           |
| 51                      | Yugoslavia ..... 1973                 | - | - | - | - | - | - | -                           |
| 52                      | ..... 1974                            | - | - | - | - | - | - | -                           |
| 53                      | Other ..... 1973                      | - | - | - | - | - | - | -                           |
| 54                      | ..... 1974                            | - | - | - | - | - | - | -                           |
| 55                      | Total ..... 1973                      | - | - | - | - | - | - | -                           |
| 56                      | ..... 1974                            | - | - | - | - | - | - | -                           |
| <u>Africa</u>           |                                       |   |   |   |   |   |   |                             |
| 57                      | Algeria ..... 1973                    | - | - | - | - | - | - | -                           |
| 58                      | ..... 1974                            | - | - | - | - | - | - | -                           |
| 59                      | Egypt ..... 1973                      | - | - | - | - | - | - | -                           |
| 60                      | ..... 1974                            | - | - | - | - | - | - | -                           |
| 61                      | Rhodesia ..... 1973                   | - | - | - | - | - | - | -                           |
| 62                      | ..... 1974                            | - | - | - | - | - | - | -                           |
| 63                      | South Africa ..... 1973               | - | - | - | - | - | - | -                           |
| 64                      | ..... 1974                            | - | - | - | - | - | - | -                           |
| 65                      | Other ..... 1973                      | - | - | - | - | - | - | -                           |
| 66                      | ..... 1974                            | - | - | - | - | - | - | -                           |
| 67                      | Total ..... 1973                      | - | - | - | - | - | - | -                           |
| 68                      | ..... 1974                            | - | - | - | - | - | - | -                           |
| <u>Asia (Continued)</u> |                                       |   |   |   |   |   |   |                             |
| 69                      | Bangladesh ..... 1973                 | - | - | - | - | - | - | -                           |
| 70                      | ..... 1974                            | - | - | - | - | - | - | -                           |
| 71                      | China ..... 1973                      | - | - | - | - | - | - | -                           |
| 72                      | ..... 1974                            | - | - | - | - | - | - | -                           |
| 73                      | Hong Kong ..... 1973                  | - | - | - | - | - | - | -                           |
| 74                      | ..... 1974                            | - | - | - | - | - | - | -                           |
| 75                      | India ..... 1973                      | - | - | - | - | - | - | -                           |
| 76                      | ..... 1974                            | - | - | - | - | - | - | -                           |

See footnote(s) at the end of the table.

TABLEAU 5B. Voyageurs non résidents entrant au Canada, selon le pays de résidence(1) - suite

| J | A | S | O | N | D | Year<br>-<br>Année | Pays de<br>résidence                  | N <sup>o</sup> |
|---|---|---|---|---|---|--------------------|---------------------------------------|----------------|
|   |   |   |   |   |   |                    | <u>Europe</u>                         |                |
| - | - | - | - | - | - | 1973               | Autriche .....                        | 1              |
| - | - | - | - | - | - | 1974               | .....                                 | 2              |
| - | - | - | - | - | - | 1973               | Açores .....                          | 3              |
| - | - | - | - | - | - | 1974               | .....                                 | 4              |
| - | - | - | - | - | - | 1973               | Belgique .....                        | 5              |
| - | - | - | - | - | - | 1974               | .....                                 | 6              |
| - | - | - | - | - | - | 1973               | Bulgarie .....                        | 7              |
| - | - | - | - | - | - | 1974               | .....                                 | 8              |
| - | - | - | - | - | - | 1973               | Tchécoslovaquie .....                 | 9              |
| - | - | - | - | - | - | 1974               | .....                                 | 10             |
| - | - | - | - | - | - | 1973               | Danemark .....                        | 11             |
| - | - | - | - | - | - | 1974               | .....                                 | 12             |
| - | - | - | - | - | - | 1973               | Finlande .....                        | 13             |
| - | - | - | - | - | - | 1974               | .....                                 | 14             |
| - | - | - | - | - | - | 1973               | France .....                          | 15             |
| - | - | - | - | - | - | 1974               | .....                                 | 16             |
| - | - | - | - | - | - | 1973               | Allemagne (République fédérale) ..... | 17             |
| - | - | - | - | - | - | 1974               | .....                                 | 18             |
| - | - | - | - | - | - | 1973               | Grèce .....                           | 19             |
| - | - | - | - | - | - | 1974               | .....                                 | 20             |
| - | - | - | - | - | - | 1973               | Hongrie .....                         | 21             |
| - | - | - | - | - | - | 1974               | .....                                 | 22             |
| - | - | - | - | - | - | 1973               | Irlande (République) .....            | 23             |
| - | - | - | - | - | - | 1974               | .....                                 | 24             |
| - | - | - | - | - | - | 1973               | Italie .....                          | 25             |
| - | - | - | - | - | - | 1974               | .....                                 | 26             |
| - | - | - | - | - | - | 1973               | Malte .....                           | 27             |
| - | - | - | - | - | - | 1974               | .....                                 | 28             |
| - | - | - | - | - | - | 1973               | Pays-Bas .....                        | 29             |
| - | - | - | - | - | - | 1974               | .....                                 | 30             |
| - | - | - | - | - | - | 1973               | Norvège .....                         | 31             |
| - | - | - | - | - | - | 1974               | .....                                 | 32             |
| - | - | - | - | - | - | 1973               | Pologne .....                         | 33             |
| - | - | - | - | - | - | 1974               | .....                                 | 34             |
| - | - | - | - | - | - | 1973               | Portugal .....                        | 35             |
| - | - | - | - | - | - | 1974               | .....                                 | 36             |
| - | - | - | - | - | - | 1973               | Roumanie .....                        | 37             |
| - | - | - | - | - | - | 1974               | .....                                 | 38             |
| - | - | - | - | - | - | 1973               | Espagne .....                         | 39             |
| - | - | - | - | - | - | 1974               | .....                                 | 40             |
| - | - | - | - | - | - | 1973               | Suède .....                           | 41             |
| - | - | - | - | - | - | 1974               | .....                                 | 42             |
| - | - | - | - | - | - | 1973               | Suisse .....                          | 43             |
| - | - | - | - | - | - | 1974               | .....                                 | 44             |
| - | - | - | - | - | - | 1973               | Turquie .....                         | 45             |
| - | - | - | - | - | - | 1974               | .....                                 | 46             |
| - | - | - | - | - | - | 1973               | Royaume-Uni .....                     | 47             |
| - | - | - | - | - | - | 1974               | .....                                 | 48             |
| - | - | - | - | - | - | 1973               | U. R. S. S. ....                      | 49             |
| - | - | - | - | - | - | 1974               | .....                                 | 50             |
| - | - | - | - | - | - | 1973               | Yougoslavie .....                     | 51             |
| - | - | - | - | - | - | 1974               | .....                                 | 52             |
| - | - | - | - | - | - | 1973               | Autres .....                          | 53             |
| - | - | - | - | - | - | 1974               | .....                                 | 54             |
| - | - | - | - | - | - | 1973               | Total .....                           | 55             |
| - | - | - | - | - | - | 1974               | .....                                 | 56             |
|   |   |   |   |   |   |                    | <u>Afrique</u>                        |                |
| - | - | - | - | - | - | 1973               | Algérie .....                         | 57             |
| - | - | - | - | - | - | 1974               | .....                                 | 58             |
| - | - | - | - | - | - | 1973               | Égypte .....                          | 59             |
| - | - | - | - | - | - | 1974               | .....                                 | 60             |
| - | - | - | - | - | - | 1973               | Rhodésie .....                        | 61             |
| - | - | - | - | - | - | 1974               | .....                                 | 62             |
| - | - | - | - | - | - | 1973               | Afrique du Sud .....                  | 63             |
| - | - | - | - | - | - | 1974               | .....                                 | 64             |
| - | - | - | - | - | - | 1973               | Autres .....                          | 65             |
| - | - | - | - | - | - | 1974               | .....                                 | 66             |
| - | - | - | - | - | - | 1973               | Total .....                           | 67             |
| - | - | - | - | - | - | 1974               | .....                                 | 68             |
|   |   |   |   |   |   |                    | <u>Asie (suite)</u>                   |                |
| - | - | - | - | - | - | 1973               | Bangladesh .....                      | 69             |
| - | - | - | - | - | - | 1974               | .....                                 | 70             |
| - | - | - | - | - | - | 1973               | Chine .....                           | 71             |
| - | - | - | - | - | - | 1974               | .....                                 | 72             |
| - | - | - | - | - | - | 1973               | Hong-Kong .....                       | 73             |
| - | - | - | - | - | - | 1974               | .....                                 | 74             |
| - | - | - | - | - | - | 1973               | Inde .....                            | 75             |
| - | - | - | - | - | - | 1974               | .....                                 | 76             |

Voir renvoi(s) à la fin du tableau.

TABLE 5B. Non-resident Travellers Entering Canada by Country of Residence(1) - Concluded

| No.   | Country of residence               | J  | F | M | A  | M | J  | Six months<br>-<br>Six mois |
|---|------------------------------------|----|---|---|----|---|----|-----------------------------|
| <u>Asia - Concluded</u>                                 |                                    |    |   |   |    |   |    |                             |
| 1   | Israel ..... 1973                  | -  | - | - | -  | - | -  | -                           |
| 2   | ..... 1974                         | -  | - | - | -  | - | -  | -                           |
| 3   | Japan ..... 1973                   | -  | - | - | -  | - | -  | -                           |
| 4   | ..... 1974                         | -  | - | - | -  | - | -  | -                           |
| 5   | Korea, South ..... 1973            | -  | - | - | -  | - | -  | -                           |
| 6   | ..... 1974                         | -  | - | - | -  | - | -  | -                           |
| 7   | Lebanon ..... 1973                 | -  | - | - | -  | - | -  | -                           |
| 8   | ..... 1974                         | -  | - | - | -  | - | -  | -                           |
| 9   | Pakistan ..... 1973                | -  | - | - | -  | - | -  | -                           |
| 10  | ..... 1974                         | -  | - | - | -  | - | -  | -                           |
| 11  | Philippines ..... 1973             | -  | - | - | -  | - | -  | -                           |
| 12  | ..... 1974                         | -  | - | - | -  | - | -  | -                           |
| 13  | Sri Lanka ..... 1973               | -  | - | - | -  | - | -  | -                           |
| 14  | ..... 1974                         | -  | - | - | -  | - | -  | -                           |
| 15  | Syria ..... 1973                   | -  | - | - | -  | - | -  | -                           |
| 16  | ..... 1974                         | -  | - | - | -  | - | -  | -                           |
| 17  | Taiwan ..... 1973                  | -  | - | - | -  | - | -  | -                           |
| 18  | ..... 1974                         | -  | - | - | -  | - | -  | -                           |
| 19  | Other ..... 1973                   | -  | - | - | -  | - | -  | -                           |
| 20  | ..... 1974                         | -  | - | - | -  | - | -  | -                           |
| 21  | Total ..... 1973                   | -  | - | - | -  | - | -  | -                           |
| 22  | ..... 1974                         | -  | - | - | -  | - | -  | -                           |
| <u>North America, Central<br/>America and Caribbean</u> |                                    |    |   |   |    |   |    |                             |
| 23  | Antigua ..... 1973                 | -  | - | - | -  | - | -  | -                           |
| 24  | ..... 1974                         | -  | - | - | -  | - | -  | -                           |
| 25  | Bahamas ..... 1973                 | -  | - | - | -  | - | -  | -                           |
| 26  | ..... 1974                         | -  | - | - | -  | - | -  | -                           |
| 27  | Barbados ..... 1973                | -  | - | - | -  | - | -  | -                           |
| 28  | ..... 1974                         | -  | - | - | -  | - | -  | -                           |
| 29  | Bermuda ..... 1973                 | -  | - | - | -  | - | -  | -                           |
| 30  | ..... 1974                         | -  | - | - | -  | - | -  | -                           |
| 31  | Cuba ..... 1973                    | -  | - | - | -  | - | -  | -                           |
| 32  | ..... 1974                         | -  | - | - | -  | - | -  | -                           |
| 33  | Haiti ..... 1973                   | -  | - | - | -  | - | -  | -                           |
| 34  | ..... 1974                         | -  | - | - | -  | - | -  | -                           |
| 35  | Jamaica ..... 1973                 | -  | - | - | -  | - | -  | -                           |
| 36  | ..... 1974                         | -  | - | - | -  | - | -  | -                           |
| 37  | Mexico ..... 1973                  | -  | - | - | -  | - | -  | -                           |
| 38  | ..... 1974                         | -  | - | - | -  | - | -  | -                           |
| 39  | St. Pierre and Miquelon ..... 1973 | -  | - | - | -  | - | -  | -                           |
| 40  | ..... 1974                         | -  | - | - | -  | - | -  | -                           |
| 41  | Trinidad and Tobago ..... 1973     | -  | - | - | -  | - | -  | -                           |
| 42  | ..... 1974                         | -  | - | - | -  | - | -  | -                           |
| 43  | United States ..... 1973           | 11 | - | 5 | 13 | 4 | 23 | 56                          |
| 44  | ..... 1974                         | -  | - | - | 4  | 7 | 23 | 34                          |
| 45  | Other ..... 1973                   | -  | - | - | -  | - | -  | -                           |
| 46  | ..... 1974                         | -  | - | - | -  | - | -  | -                           |
| 47  | Total ..... 1973                   | 11 | - | 5 | 13 | 4 | 23 | 56                          |
| 48  | ..... 1974                         | -  | - | - | 4  | 7 | 23 | 34                          |
| <u>South America</u>                                    |                                    |    |   |   |    |   |    |                             |
| 49  | Argentina ..... 1973               | -  | - | - | -  | - | -  | -                           |
| 50  | ..... 1974                         | -  | - | - | -  | - | -  | -                           |
| 51  | Brazil ..... 1973                  | -  | - | - | -  | - | -  | -                           |
| 52  | ..... 1974                         | -  | - | - | -  | - | -  | -                           |
| 53  | Colombia ..... 1973                | -  | - | - | -  | - | -  | -                           |
| 54  | ..... 1974                         | -  | - | - | -  | - | -  | -                           |
| 55  | Guyana ..... 1973                  | -  | - | - | -  | - | -  | -                           |
| 56  | ..... 1974                         | -  | - | - | -  | - | -  | -                           |
| 57  | Venezuela ..... 1973               | -  | - | - | -  | - | -  | -                           |
| 58  | ..... 1974                         | -  | - | - | -  | - | -  | -                           |
| 59  | Other ..... 1973                   | -  | - | - | -  | - | -  | -                           |
| 60  | ..... 1974                         | -  | - | - | -  | - | -  | -                           |
| 61  | Total ..... 1973                   | -  | - | - | -  | - | -  | -                           |
| 62  | ..... 1974                         | -  | - | - | -  | - | -  | -                           |
| <u>Oceania and Other<br/>Ocean Islands</u>              |                                    |    |   |   |    |   |    |                             |
| 63  | Australia ..... 1973               | -  | - | - | -  | - | -  | -                           |
| 64  | ..... 1974                         | -  | - | - | -  | - | -  | -                           |
| 65  | New Zealand ..... 1973             | -  | - | - | -  | - | -  | -                           |
| 66  | ..... 1974                         | -  | - | - | -  | - | -  | -                           |
| 67  | Other ..... 1973                   | -  | - | - | -  | - | -  | -                           |
| 68  | ..... 1974                         | -  | - | - | -  | - | -  | -                           |
| 69  | Total ..... 1973                   | -  | - | - | -  | - | -  | -                           |
| 70  | ..... 1974                         | -  | - | - | -  | - | -  | -                           |
| 71  | Grand total ..... 1973             | 11 | - | 5 | 13 | 4 | 23 | 56                          |
| 72  | ..... 1974                         | -  | - | - | 4  | 7 | 23 | 34                          |

(1) Additional data are available by country on request.

TABLEAU 5B. Voyageurs non résidents entrant au Canada, selon le pays de résidence(1) - fin

| J   | A   | S     | O | N | D | Year<br>-<br>Année | Pays de<br>résidence                                       | no |
|-----|-----|-------|---|---|---|--------------------|--|----|
|     |     |       |   |   |   |                    | <u>Asie - fin</u>  |    |
| -   | -   | -     | - | - | - | 1973               | Israël .....   | 1  |
| -   | -   | -     | - | - | - | 1974               | Israël .....   | 2  |
| -   | -   | -     | - | - | - | 1973               | Japon .....  | 3  |
| -   | -   | -     | - | - | - | 1974               | Japon .....  | 4  |
| -   | -   | -     | - | - | - | 1973               | Corée du Sud .....   | 5  |
| -   | -   | -     | - | - | - | 1974               | Corée du Sud .....   | 6  |
| -   | -   | -     | - | - | - | 1973               | Liban .....  | 7  |
| -   | -   | -     | - | - | - | 1974               | Liban .....  | 8  |
| -   | -   | -     | - | - | - | 1973               | Pakistan .....   | 9  |
| -   | -   | -     | - | - | - | 1974               | Pakistan .....   | 10 |
| -   | -   | -     | - | - | - | 1973               | Philippines .....  | 11 |
| -   | -   | -     | - | - | - | 1974               | Philippines .....  | 12 |
| -   | -   | -     | - | - | - | 1973               | Sri Lanka .....  | 13 |
| -   | -   | -     | - | - | - | 1974               | Sri Lanka .....  | 14 |
| -   | -   | -     | - | - | - | 1973               | Syrie .....  | 15 |
| -   | -   | -     | - | - | - | 1974               | Syrie .....  | 16 |
| -   | -   | -     | - | - | - | 1973               | Taiwan .....   | 17 |
| -   | -   | -     | - | - | - | 1974               | Taiwan .....   | 18 |
| -   | -   | -     | - | - | - | 1973               | Autres .....   | 19 |
| -   | -   | -     | - | - | - | 1974               | Autres .....   | 20 |
| -   | -   | -     | - | - | - | 1973               | Total .....  | 21 |
| -   | -   | -     | - | - | - | 1974               | Total .....  | 22 |
|     |     |       |   |   |   |                    | <u>Amérique du Nord,<br/>Amérique centrale et Antilles</u> |    |
| -   | -   | -     | - | - | - | 1973               | Antigua .....  | 23 |
| -   | -   | -     | - | - | - | 1974               | Antigua .....  | 24 |
| -   | -   | -     | - | - | - | 1973               | Bahamas .....  | 25 |
| -   | -   | -     | - | - | - | 1974               | Bahamas .....  | 26 |
| -   | -   | -     | - | - | - | 1973               | Berbade .....  | 27 |
| -   | -   | -     | - | - | - | 1974               | Berbade .....  | 28 |
| -   | -   | -     | - | - | - | 1973               | Bermudes .....   | 29 |
| -   | -   | -     | - | - | - | 1974               | Bermudes .....   | 30 |
| -   | -   | -     | - | - | - | 1973               | Cuba .....   | 31 |
| -   | -   | -     | - | - | - | 1974               | Cuba .....   | 32 |
| -   | -   | -     | - | - | - | 1973               | Haïti .....  | 33 |
| -   | -   | -     | - | - | - | 1974               | Haïti .....  | 34 |
| -   | -   | -     | - | - | - | 1973               | Jamaïque .....   | 35 |
| -   | -   | -     | - | - | - | 1974               | Jamaïque .....   | 36 |
| -   | -   | -     | - | - | - | 1973               | Mexique .....  | 37 |
| -   | -   | -     | - | - | - | 1974               | Mexique .....  | 38 |
| -   | -   | -     | - | - | - | 1973               | St. Pierre-et-Miquelon .....                               | 39 |
| -   | -   | -     | - | - | - | 1974               | St. Pierre-et-Miquelon .....                               | 40 |
| -   | -   | -     | - | - | - | 1973               | Trinité et Tobago .....                                    | 41 |
| -   | -   | -     | - | - | - | 1974               | Trinité et Tobago .....                                    | 42 |
| 128 | 600 | 1,042 | - | 6 | 2 | 1,834              | 1973 États-Unis .....                                      | 43 |
| 565 | -   | -     | - | - | - | -                  | 1974 États-Unis .....                                      | 44 |
| -   | -   | -     | - | - | - | -                  | 1973 Autres .....  | 45 |
| -   | -   | -     | - | - | - | -                  | 1974 Autres .....  | 46 |
| 128 | 600 | 1,042 | - | 6 | 2 | 1,834              | 1973 Total .....   | 47 |
| 565 | -   | -     | - | - | - | -                  | 1974 Total .....   | 48 |
|     |     |       |   |   |   |                    | <u>Amérique du Sud</u>                                     |    |
| -   | -   | -     | - | - | - | 1973               | Argentine .....  | 49 |
| -   | -   | -     | - | - | - | 1974               | Argentine .....  | 50 |
| -   | -   | -     | - | - | - | 1973               | Brésil .....   | 51 |
| -   | -   | -     | - | - | - | 1974               | Brésil .....   | 52 |
| -   | -   | -     | - | - | - | 1973               | Colombie .....   | 53 |
| -   | -   | -     | - | - | - | 1974               | Colombie .....   | 54 |
| -   | -   | -     | - | - | - | 1973               | Guyane .....   | 55 |
| -   | -   | -     | - | - | - | 1974               | Guyane .....   | 56 |
| -   | -   | -     | - | - | - | 1973               | Venezuela .....  | 57 |
| -   | -   | -     | - | - | - | 1974               | Venezuela .....  | 58 |
| -   | -   | -     | - | - | - | 1973               | Autres .....   | 59 |
| -   | -   | -     | - | - | - | 1974               | Autres .....   | 60 |
| -   | -   | -     | - | - | - | 1973               | Total .....  | 61 |
| -   | -   | -     | - | - | - | 1974               | Total .....  | 62 |
|     |     |       |   |   |   |                    | <u>Océanie et autres îles<br/>océaniques</u>               |    |
| -   | -   | -     | - | - | - | 1973               | Australie .....  | 63 |
| -   | -   | -     | - | - | - | 1974               | Australie .....  | 64 |
| -   | -   | -     | - | - | - | 1973               | Nouvelle-Zélande .....                                     | 65 |
| -   | -   | -     | - | - | - | 1974               | Nouvelle-Zélande .....                                     | 66 |
| -   | -   | -     | - | - | - | 1973               | Autres .....   | 67 |
| -   | -   | -     | - | - | - | 1974               | Autres .....   | 68 |
| -   | -   | -     | - | - | - | 1973               | Total .....  | 69 |
| -   | -   | -     | - | - | - | 1974               | Total .....  | 70 |
| 128 | 600 | 1,042 | - | 6 | 2 | 1,834              | 1973 Total global .....                                    | 71 |
| 565 | -   | -     | - | - | - | -                  | 1974 Total global .....                                    | 72 |

(1) D'autres renseignements sont disponibles par pays, sur demande.

TABLE 5C. Resident Travellers Returning to Canada by Type of Transportation

| No.  | Type of transportation             | J  | F | M   | A   | M | J | Six months<br>-<br>Six mois |
|--|------------------------------------|----|---|-----|-----|---|---|-----------------------------|
| Returning from the United States(1)                      |                                    |    |   |     |     |   |   |                             |
| <u>Land</u>  |                                    |    |   |     |     |   |   |                             |
| 1  | Automobile ..... 1973              | -  | - | -   | -   | - | - | -                           |
| 2  | ..... 1974                         | -  | - | -   | -   | - | - | -                           |
| 3  | Same day ..... 1973                | -  | - | -   | -   | - | - | -                           |
| 4  | ..... 1974                         | -  | - | -   | -   | - | - | -                           |
| 5  | One night ..... 1973               | -  | - | -   | -   | - | - | -                           |
| 6  | ..... 1974                         | -  | - | -   | -   | - | - | -                           |
| 7  | Two or more nights ..... 1973      | -  | - | -   | -   | - | - | -                           |
| 8  | ..... 1974                         | -  | - | -   | -   | - | - | -                           |
| 9  | Bus ..... 1973                     | -  | - | -   | -   | - | - | -                           |
| 10   | ..... 1974                         | -  | - | -   | -   | - | - | -                           |
| 11   | Same day ..... 1973                | -  | - | -   | -   | - | - | -                           |
| 12   | ..... 1974                         | -  | - | -   | -   | - | - | -                           |
| 13   | One or more nights ..... 1973      | -  | - | -   | -   | - | - | -                           |
| 14   | ..... 1974                         | -  | - | -   | -   | - | - | -                           |
| 15   | Rail ..... 1973                    | -  | - | -   | -   | - | - | -                           |
| 16   | ..... 1974                         | -  | - | -   | -   | - | - | -                           |
| 17   | Other methods ..... 1973           | -  | - | -   | -   | - | - | -                           |
| 18   | ..... 1974                         | -  | - | -   | -   | - | - | -                           |
| 19   | Total land ..... 1973              | -  | - | -   | -   | - | - | -                           |
| 20   | ..... 1974                         | -  | - | -   | -   | - | - | -                           |
| <u>Air</u>   |                                    |    |   |     |     |   |   |                             |
| 21   | Commercial ..... 1973              | -  | - | -   | 105 | - | - | 105                         |
| 22   | ..... 1974                         | -  | - | 108 | -   | - | - | 108                         |
| 23   | Private ..... 1973                 | -  | - | -   | 2   | - | - | 2                           |
| 24   | ..... 1974                         | -  | - | -   | -   | - | - | -                           |
| 25   | Total air ..... 1973               | -  | - | -   | 107 | - | - | 107                         |
| 26   | ..... 1974                         | -  | - | 108 | -   | - | - | 108                         |
| <u>Marine</u>  |                                    |    |   |     |     |   |   |                             |
| 27   | Commercial ..... 1973              | -  | - | -   | -   | - | - | -                           |
| 28   | ..... 1974                         | -  | - | -   | -   | - | - | -                           |
| 29   | Private ..... 1973                 | -  | - | -   | -   | - | - | -                           |
| 30   | ..... 1974                         | -  | - | -   | -   | - | - | -                           |
| 31   | Total marine ..... 1973            | -  | - | -   | -   | - | - | -                           |
| 32   | ..... 1974                         | -  | - | -   | -   | - | - | -                           |
| 33   | Total ..... 1973                   | -  | - | -   | 107 | - | - | 107                         |
| 34   | ..... 1974                         | -  | - | 108 | -   | - | - | 108                         |
| Returning from countries other than the United States(2) |                                    |    |   |     |     |   |   |                             |
| <u>Land (via the U.S.A.)</u>                             |                                    |    |   |     |     |   |   |                             |
| 35   | ..... 1973                         | -  | - | -   | -   | - | - | -                           |
| 36   | ..... 1974                         | -  | - | -   | -   | - | - | -                           |
| <u>Air</u>   |                                    |    |   |     |     |   |   |                             |
| 37   | Returning direct ..... 1973        | 63 | - | -   | 101 | - | - | 164                         |
| 38   | ..... 1974                         | 71 | - | -   | 210 | - | - | 281                         |
| 39   | Returning via the U.S.A. .... 1973 | -  | - | -   | -   | - | - | -                           |
| 40   | ..... 1974                         | -  | - | -   | -   | - | - | -                           |
| 41   | Total air ..... 1973               | 63 | - | -   | 101 | - | - | 164                         |
| 42   | ..... 1974                         | 71 | - | -   | 210 | - | - | 281                         |
| <u>Marine</u>  |                                    |    |   |     |     |   |   |                             |
| 43   | Returning direct ..... 1973        | -  | - | -   | -   | - | - | -                           |
| 44   | ..... 1974                         | -  | - | -   | -   | - | - | -                           |
| 45   | Returning via the U.S.A. .... 1973 | -  | - | -   | -   | - | - | -                           |
| 46   | ..... 1974                         | -  | - | -   | -   | - | - | -                           |
| 47   | Total marine ..... 1973            | -  | - | -   | -   | - | - | -                           |
| 48   | ..... 1974                         | -  | - | -   | -   | - | - | -                           |
| 49   | Total ..... 1973                   | 63 | - | -   | 101 | - | - | 164                         |
| 50   | ..... 1974                         | 71 | - | -   | 210 | - | - | 281                         |
| 51   | Grand total ..... 1973             | 63 | - | -   | 208 | - | - | 271                         |
| 52   | ..... 1974                         | 71 | - | 108 | 210 | - | - | 389                         |

(1) Continental United States and Alaska.

(2) Includes Hawaii, Puerto Rico, Philippines and other U.S. protectorates.

TABLEAU 5C. Voyageurs résidents revenant au Canada, selon le moyen de transport

| J   | A | S | O | N | D | Year<br>-<br>Année | Moyen de<br>transport            | Nº |
|---|---|---|---|---|---|--------------------|----------------------------------|----|
| Rentrée des États-Unis(1)                     |   |   |   |   |   |                    |                                  |    |
| -   | - | - | - | - | - | -                  | <u>Par terre</u>                 |    |
| -   | - | - | - | - | - | -                  | 1973 Automobile .....            | 1  |
| -   | - | - | - | - | - | -                  | 1974 .....                       | 2  |
| -   | - | - | - | - | - | -                  | 1973 Même jour .....             | 3  |
| -   | - | - | - | - | - | -                  | 1974 .....                       | 4  |
| -   | - | - | - | - | - | -                  | 1973 Une nuit .....              | 5  |
| -   | - | - | - | - | - | -                  | 1974 .....                       | 6  |
| -   | - | - | - | - | - | -                  | 1973 Deux nuits ou plus .....    | 7  |
| -   | - | - | - | - | - | -                  | 1974 .....                       | 8  |
| -   | - | - | - | - | - | -                  | 1973 Autocar .....               | 9  |
| -   | - | - | - | - | - | -                  | 1974 .....                       | 10 |
| -   | - | - | - | - | - | -                  | 1973 Même jour .....             | 11 |
| -   | - | - | - | - | - | -                  | 1974 .....                       | 12 |
| -   | - | - | - | - | - | -                  | 1973 Une nuit ou plus .....      | 13 |
| -   | - | - | - | - | - | -                  | 1974 .....                       | 14 |
| -   | - | - | - | - | - | -                  | 1973 Chemin de fer .....         | 15 |
| -   | - | - | - | - | - | -                  | 1974 .....                       | 16 |
| -   | - | - | - | - | - | -                  | 1973 Autres moyens .....         | 17 |
| -   | - | - | - | - | - | -                  | 1974 .....                       | 18 |
| -   | - | - | - | - | - | -                  | 1973 Total, par terre .....      | 19 |
| -   | - | - | - | - | - | -                  | 1974 .....                       | 20 |
| -   | - | - | - | - | - | -                  | <u>Par air</u>                   |    |
| -   | - | - | - | - | - | 105                | 1973 Commercial .....            | 21 |
| -   | - | - | - | - | - | -                  | 1974 .....                       | 22 |
| 2   | - | - | - | - | - | 2                  | 1973 Privé .....                 | 23 |
| -   | - | - | - | - | - | -                  | 1974 .....                       | 24 |
| -   | - | - | - | - | - | 107                | 1973 Total, par air .....        | 25 |
| 2   | - | - | - | - | - | -                  | 1974 .....                       | 26 |
| -   | - | - | - | - | - | -                  | <u>Par mer</u>                   |    |
| -   | - | - | - | - | - | -                  | 1973 Commercial .....            | 27 |
| 20  | - | - | - | - | - | -                  | 1974 .....                       | 28 |
| -   | - | - | - | - | - | -                  | 1973 Privé .....                 | 29 |
| -   | - | - | - | - | - | -                  | 1974 .....                       | 30 |
| -   | - | - | - | - | - | -                  | 1973 Total, par mer .....        | 31 |
| 20  | - | - | - | - | - | -                  | 1974 .....                       | 32 |
| -   | - | - | - | - | - | 107                | 1973 Total .....                 | 33 |
| 22  | - | - | - | - | - | -                  | 1974 .....                       | 34 |
| Rentrée des pays autres que les États-Unis(2) |   |   |   |   |   |                    |                                  |    |
| -   | - | - | - | - | - | -                  | <u>Par terre (via les É.-U.)</u> |    |
| -   | - | - | - | - | - | -                  | 1973 .....                       | 35 |
| -   | - | - | - | - | - | -                  | 1974 .....                       | 36 |
| -   | - | - | - | - | - | -                  | <u>Par air</u>                   |    |
| -   | - | - | - | - | - | 164                | 1973 Rentrée directe .....       | 37 |
| -   | - | - | - | - | - | -                  | 1974 .....                       | 38 |
| -   | - | - | - | - | - | -                  | 1973 Rentrée via les É.-U. ....  | 39 |
| -   | - | - | - | - | - | -                  | 1974 .....                       | 40 |
| -   | - | - | - | - | - | 164                | 1973 Total, par air .....        | 41 |
| -   | - | - | - | - | - | -                  | 1974 .....                       | 42 |
| -   | - | - | - | - | - | -                  | <u>Par mer</u>                   |    |
| -   | - | - | - | - | - | -                  | 1973 Rentrée directe .....       | 43 |
| -   | - | - | - | - | - | -                  | 1974 .....                       | 44 |
| -   | - | - | - | - | - | -                  | 1973 Rentrée via les É.-U. ....  | 45 |
| -   | - | - | - | - | - | -                  | 1974 .....                       | 46 |
| -   | - | - | - | - | - | -                  | 1973 Total, par mer .....        | 47 |
| -   | - | - | - | - | - | -                  | 1974 .....                       | 48 |
| -   | - | - | - | - | - | 164                | 1973 Total .....                 | 49 |
| -   | - | - | - | - | - | -                  | 1974 .....                       | 50 |
| -   | - | - | - | - | - | 271                | 1973 Total global .....          | 51 |
| 22  | - | - | - | - | - | -                  | 1974 .....                       | 52 |

(1) États-Unis continentaux et Alaska.

(2) Comprend Hawaï, Porto Rico, Philippines et les autres protections des États-Unis.

TABLE 5D. Number of Vehicles Travelling Between Canada and the United States

| No.                    | Type of vehicle                     | J | F | M | A | M | J | Six months<br>-<br>Six mois |
|------------------------|-------------------------------------|---|---|---|---|---|---|-----------------------------|
| United States vehicles |                                     |   |   |   |   |   |   |                             |
| <u>Automobile</u>      |                                     |   |   |   |   |   |   |                             |
| 1                      | Same day ..... 1973                 | - | - | - | - | - | - | -                           |
| 2                      | ..... 1974                          | - | - | - | - | - | - | -                           |
| 3                      | One night ..... 1973                | - | - | - | - | - | - | -                           |
| 4                      | ..... 1974                          | - | - | - | - | - | - | -                           |
| 5                      | Two or more nights ..... 1973       | - | - | - | - | - | - | -                           |
| 6                      | ..... 1974                          | - | - | - | - | - | - | -                           |
| 7                      | Total ..... 1973                    | - | - | - | - | - | - | -                           |
| 8                      | ..... 1974                          | - | - | - | - | - | - | -                           |
| 9                      | Trucks used commercially ..... 1973 | - | - | - | - | - | - | -                           |
| 10                     | ..... 1974                          | - | - | - | - | - | - | -                           |
| 11                     | Other vehicles ..... 1973           | - | - | - | - | - | - | -                           |
| 12                     | ..... 1974                          | - | - | - | - | - | - | -                           |
| 13                     | Total ..... 1973                    | - | - | - | - | - | - | -                           |
| 14                     | ..... 1974                          | - | - | - | - | - | - | -                           |
| Canadian vehicles      |                                     |   |   |   |   |   |   |                             |
| <u>Automobile</u>      |                                     |   |   |   |   |   |   |                             |
| 15                     | Same day ..... 1973                 | - | - | - | - | - | - | -                           |
| 16                     | ..... 1974                          | - | - | - | - | - | - | -                           |
| 17                     | One night ..... 1973                | - | - | - | - | - | - | -                           |
| 18                     | ..... 1974                          | - | - | - | - | - | - | -                           |
| 19                     | Two or more nights ..... 1973       | - | - | - | - | - | - | -                           |
| 20                     | ..... 1974                          | - | - | - | - | - | - | -                           |
| 21                     | Total ..... 1973                    | - | - | - | - | - | - | -                           |
| 22                     | ..... 1974                          | - | - | - | - | - | - | -                           |
| 23                     | Trucks used commercially ..... 1973 | - | - | - | - | - | - | -                           |
| 24                     | ..... 1974                          | - | - | - | - | - | - | -                           |
| 25                     | Other vehicles ..... 1973           | - | - | - | - | - | - | -                           |
| 26                     | ..... 1974                          | - | - | - | - | - | - | -                           |
| 27                     | Total ..... 1973                    | - | - | - | - | - | - | -                           |
| 28                     | ..... 1974                          | - | - | - | - | - | - | -                           |
| Total vehicles         |                                     |   |   |   |   |   |   |                             |
| <u>Automobile</u>      |                                     |   |   |   |   |   |   |                             |
| 29                     | Same day ..... 1973                 | - | - | - | - | - | - | -                           |
| 30                     | ..... 1974                          | - | - | - | - | - | - | -                           |
| 31                     | One night ..... 1973                | - | - | - | - | - | - | -                           |
| 32                     | ..... 1974                          | - | - | - | - | - | - | -                           |
| 33                     | Two or more nights ..... 1973       | - | - | - | - | - | - | -                           |
| 34                     | ..... 1974                          | - | - | - | - | - | - | -                           |
| 35                     | Total ..... 1973                    | - | - | - | - | - | - | -                           |
| 36                     | ..... 1974                          | - | - | - | - | - | - | -                           |
| 37                     | Trucks used commercially ..... 1973 | - | - | - | - | - | - | -                           |
| 38                     | ..... 1974                          | - | - | - | - | - | - | -                           |
| 39                     | Other vehicles ..... 1973           | - | - | - | - | - | - | -                           |
| 40                     | ..... 1974                          | - | - | - | - | - | - | -                           |
| 41                     | Total ..... 1973                    | - | - | - | - | - | - | -                           |
| 42                     | ..... 1974                          | - | - | - | - | - | - | -                           |



TABLEAU 5D. Nombre de véhicules voyageant entre le Canada et les États-Unis

| J                        | A | S | O | N | D | Year<br>-<br>Année | Genre de véhicule        | N <sup>o</sup> |
|--------------------------|---|---|---|---|---|--------------------|--------------------------|----------------|
| Véhicules des États-Unis |   |   |   |   |   |                    |                          |                |
| -                        | - | - | - | - | - | -                  | 1973 Automobile          | 1              |
| -                        | - | - | - | - | - | -                  | 1974                     | 2              |
| -                        | - | - | - | - | - | -                  | 1973 Une nuit            | 3              |
| -                        | - | - | - | - | - | -                  | 1974                     | 4              |
| -                        | - | - | - | - | - | -                  | 1973 Deux nuits ou plus  | 5              |
| -                        | - | - | - | - | - | -                  | 1974                     | 6              |
| -                        | - | - | - | - | - | -                  | 1973 Total               | 7              |
| -                        | - | - | - | - | - | -                  | 1974                     | 8              |
| -                        | - | - | - | - | - | -                  | 1973 Camions commerciaux | 9              |
| -                        | - | - | - | - | - | -                  | 1974                     | 10             |
| -                        | - | - | - | - | - | -                  | 1973 Autres véhicules    | 11             |
| -                        | - | - | - | - | - | -                  | 1974                     | 12             |
| -                        | - | - | - | - | - | -                  | 1973 Total               | 13             |
| -                        | - | - | - | - | - | -                  | 1974                     | 14             |
| Véhicules du Canada      |   |   |   |   |   |                    |                          |                |
| -                        | - | - | - | - | - | -                  | 1973 Automobile          | 15             |
| -                        | - | - | - | - | - | -                  | 1974                     | 16             |
| -                        | - | - | - | - | - | -                  | 1973 Une nuit            | 17             |
| -                        | - | - | - | - | - | -                  | 1974                     | 18             |
| -                        | - | - | - | - | - | -                  | 1973 Deux nuits ou plus  | 19             |
| -                        | - | - | - | - | - | -                  | 1974                     | 20             |
| -                        | - | - | - | - | - | -                  | 1973 Total               | 21             |
| -                        | - | - | - | - | - | -                  | 1974                     | 22             |
| -                        | - | - | - | - | - | -                  | 1973 Camions commerciaux | 23             |
| -                        | - | - | - | - | - | -                  | 1974                     | 24             |
| -                        | - | - | - | - | - | -                  | 1973 Autres véhicules    | 25             |
| -                        | - | - | - | - | - | -                  | 1974                     | 26             |
| -                        | - | - | - | - | - | -                  | 1973 Total               | 27             |
| -                        | - | - | - | - | - | -                  | 1974                     | 28             |
| Total, véhicules         |   |   |   |   |   |                    |                          |                |
| -                        | - | - | - | - | - | -                  | 1973 Automobile          | 29             |
| -                        | - | - | - | - | - | -                  | 1974                     | 30             |
| -                        | - | - | - | - | - | -                  | 1973 Une nuit            | 31             |
| -                        | - | - | - | - | - | -                  | 1974                     | 32             |
| -                        | - | - | - | - | - | -                  | 1973 Deux nuits ou plus  | 33             |
| -                        | - | - | - | - | - | -                  | 1974                     | 34             |
| -                        | - | - | - | - | - | -                  | 1973 Total               | 35             |
| -                        | - | - | - | - | - | -                  | 1974                     | 36             |
| -                        | - | - | - | - | - | -                  | 1973 Camions commerciaux | 37             |
| -                        | - | - | - | - | - | -                  | 1974                     | 38             |
| -                        | - | - | - | - | - | -                  | 1973 Autres véhicules    | 39             |
| -                        | - | - | - | - | - | -                  | 1974                     | 40             |
| -                        | - | - | - | - | - | -                  | 1973 Total               | 41             |
| -                        | - | - | - | - | - | -                  | 1974                     | 42             |

TABLE 6A. Non-resident Travellers Entering Canada by Type of Transportation

| No.   | Type of transportation            | J     | F     | M     | A     | M     | J      | Six months<br>-<br>Six mois |
|---|-----------------------------------|-------|-------|-------|-------|-------|--------|-----------------------------|
| Residents of the United States                      |                                   |       |       |       |       |       |        |                             |
| <u>Land</u>   |                                   |       |       |       |       |       |        |                             |
| 1   | Automobile ..... 1973             | 256   | 230   | 381   | 978   | 2,510 | 10,004 | 14,359                      |
| 2   | ..... 1974                        | 157   | 127   | 312   | 983   | 2,090 | 9,696  | 13,365                      |
| 3   | Same day ..... 1973               | -     | -     | -     | -     | -     | 16     | 16                          |
| 4   | ..... 1974                        | -     | -     | -     | -     | -     | -      | -                           |
| 5   | One night ..... 1973              | -     | -     | -     | -     | 71    | 260    | 331                         |
| 6   | ..... 1974                        | -     | -     | -     | 3     | -     | 122    | 125                         |
| 7   | Two or more nights ..... 1973     | 256   | 230   | 381   | 978   | 2,439 | 9,728  | 14,012                      |
| 8   | ..... 1974                        | 157   | 127   | 312   | 980   | 2,090 | 9,574  | 13,240                      |
| 9   | Bus ..... 1973                    | -     | -     | 30    | 224   | 79    | 799    | 1,132                       |
| 10  | ..... 1974                        | -     | -     | -     | 166   | 216   | 1,546  | 1,928                       |
| 11  | Same day ..... 1973               | -     | -     | -     | -     | -     | -      | -                           |
| 12  | ..... 1974                        | -     | -     | -     | -     | -     | 3      | 3                           |
| 13  | One or more nights ..... 1973     | -     | -     | 30    | 224   | 79    | 799    | 1,132                       |
| 14  | ..... 1974                        | -     | -     | -     | 166   | 216   | 1,543  | 1,925                       |
| 15  | Rail ..... 1973                   | -     | -     | -     | -     | -     | -      | -                           |
| 16  | ..... 1974                        | -     | -     | -     | -     | -     | -      | -                           |
| 17  | Other Methods ..... 1973          | 78    | 100   | 191   | 1,153 | 2,055 | 2,521  | 6,098                       |
| 18  | ..... 1974                        | 56    | 87    | 212   | 1,049 | 1,418 | 2,907  | 5,729                       |
| 19  | Total land ..... 1973             | 334   | 330   | 602   | 2,355 | 4,644 | 13,324 | 21,589                      |
| 20  | ..... 1974                        | 213   | 214   | 524   | 2,198 | 3,724 | 14,149 | 21,022                      |
| <u>Air</u>  |                                   |       |       |       |       |       |        |                             |
| 21  | Commercial ..... 1973             | 1,167 | 1,427 | 1,342 | 1,644 | 1,455 | 2,658  | 9,693                       |
| 22  | ..... 1974                        | 968   | 1,141 | 1,319 | 1,481 | 2,204 | 3,370  | 10,483                      |
| 23  | Private ..... 1973                | 51    | 75    | 162   | 281   | 167   | 219    | 955                         |
| 24  | ..... 1974                        | 94    | 76    | 94    | 66    | 139   | 200    | 669                         |
| 25  | Total air ..... 1973              | 1,218 | 1,502 | 1,504 | 1,925 | 1,622 | 2,877  | 10,648                      |
| 26  | ..... 1974                        | 1,062 | 1,217 | 1,413 | 1,547 | 2,343 | 3,570  | 11,152                      |
| <u>Marine</u>                                       |                                   |       |       |       |       |       |        |                             |
| 27  | Commercial ..... 1973             | 1     | -     | -     | -     | 153   | 1      | 155                         |
| 28  | ..... 1974                        | -     | 6     | -     | 1     | -     | 3      | 10                          |
| 29  | Private ..... 1973                | -     | -     | -     | -     | 3     | 38     | 41                          |
| 30  | ..... 1974                        | -     | 1     | -     | -     | 8     | 43     | 52                          |
| 31  | Total marine ..... 1973           | 1     | -     | -     | -     | 156   | 39     | 196                         |
| 32  | ..... 1974                        | -     | 7     | -     | 1     | 8     | 46     | 62                          |
| 33  | Total ..... 1973                  | 1,553 | 1,832 | 2,106 | 4,280 | 6,422 | 16,240 | 32,433                      |
| 34  | ..... 1974                        | 1,275 | 1,438 | 1,937 | 3,746 | 6,075 | 17,765 | 32,256                      |
| Residents of countries other than the United States |                                   |       |       |       |       |       |        |                             |
| <u>Land (via the U.S.A.)</u>                        |                                   |       |       |       |       |       |        |                             |
| 35  | Same day ..... 1973               | -     | -     | -     | -     | 6     | 8      | 14                          |
| 36  | ..... 1974                        | -     | -     | -     | -     | -     | 4      | 4                           |
| 37  | One or more nights ..... 1973     | 1     | 3     | 1     | 1     | 10    | 23     | 39                          |
| 38  | ..... 1974                        | -     | 4     | 7     | -     | 6     | 55     | 72                          |
| 39  | Total land ..... 1973             | 1     | 3     | 1     | 1     | 16    | 31     | 53                          |
| 40  | ..... 1974                        | -     | 4     | 7     | -     | 6     | 59     | 76                          |
| <u>Air</u>  |                                   |       |       |       |       |       |        |                             |
| 41  | Entering direct ..... 1973        | 331   | 403   | 372   | 511   | 673   | 1,114  | 3,404                       |
| 42  | ..... 1974                        | 373   | 400   | 498   | 380   | 1,117 | 1,405  | 4,173                       |
| 43  | Entering via the U.S.A. .... 1973 | 115   | 64    | 70    | 123   | 92    | 87     | 551                         |
| 44  | ..... 1974                        | 88    | 55    | 111   | 120   | 335   | 302    | 1,011                       |
| 45  | Total air ..... 1973              | 446   | 467   | 442   | 634   | 765   | 1,201  | 3,955                       |
| 46  | ..... 1974                        | 461   | 455   | 609   | 500   | 1,452 | 1,707  | 5,184                       |
| <u>Marine</u>                                       |                                   |       |       |       |       |       |        |                             |
| 47  | Entering direct ..... 1973        | 83    | 2     | -     | 7     | 11    | 45     | 148                         |
| 48  | ..... 1974                        | 6     | -     | -     | -     | 6     | 33     | 45                          |
| 49  | Entering via the U.S.A. .... 1973 | -     | -     | -     | -     | -     | -      | -                           |
| 50  | ..... 1974                        | -     | -     | -     | -     | -     | -      | -                           |
| 51  | Total marine ..... 1973           | 83    | 2     | -     | 7     | 11    | 45     | 148                         |
| 52  | ..... 1974                        | 6     | -     | -     | -     | 6     | 33     | 45                          |
| 53  | Total ..... 1973                  | 530   | 472   | 443   | 642   | 792   | 1,277  | 4,156                       |
| 54  | ..... 1974                        | 467   | 459   | 616   | 500   | 1,464 | 1,799  | 5,305                       |
| 55  | Grand total ..... 1973            | 2,083 | 2,304 | 2,549 | 4,922 | 7,214 | 17,517 | 36,589                      |
| 56  | ..... 1974                        | 1,742 | 1,897 | 2,553 | 4,246 | 7,539 | 19,564 | 37,541                      |

TABLEAU 6A. Voyageurs non résidents entrant au Canada, selon le moyen de transport

| J   | A      | S      | O     | N     | D     | Year<br>-<br>Année | Moyen de<br>transport            | N <sup>o</sup> |
|---|--------|--------|-------|-------|-------|--------------------|----------------------------------|----------------|
| <b>Résidents des États-Unis</b>                     |        |        |       |       |       |                    |                                  |                |
|   |        |        |       |       |       |                    | <u>Par terre</u>                 |                |
| 23,917  | 24,168 | 10,468 | 3,866 | 690   | 464   | 77,932             | 1973 Automobile .....            | 1              |
| 22,108  |        |        |       |       |       |                    | 1974 .....                       | 2              |
| 4   | 6      | 26     | 67    | -     | -     | 119                | 1973 Même jour .....             | 3              |
| 3   |        |        |       |       |       |                    | 1974 .....                       | 4              |
| 145   | 339    | 318    | 131   | -     | -     | 1,264              | 1973 Une nuit .....              | 5              |
| 176   |        |        |       |       |       |                    | 1974 .....                       | 6              |
| 23,768  | 23,823 | 10,124 | 3,668 | 690   | 464   | 76,549             | 1973 Deux nuits ou plus .....    | 7              |
| 21,929  |        |        |       |       |       |                    | 1974 .....                       | 8              |
| 3,206   | 2,020  | 1,319  | 457   | 3     | -     | 8,137              | 1973 Autocar .....               | 9              |
| 4,637   |        |        |       |       |       |                    | 1974 .....                       | 10             |
| 352   | 121    | -      | -     | -     | -     | 473                | 1973 Même jour .....             | 11             |
| -   |        |        |       |       |       |                    | 1974 .....                       | 12             |
| 2,854   | 1,899  | 1,319  | 457   | 3     | -     | 7,664              | 1973 Une nuit ou plus .....      | 13             |
| 4,637   |        |        |       |       |       |                    | 1974 .....                       | 14             |
| -   | -      | -      | -     | -     | -     | -                  | 1973 Chemin de fer .....         | 15             |
| -   |        |        |       |       |       |                    | 1974 .....                       | 16             |
| 5,784   | 7,539  | 4,136  | 1,494 | 210   | 176   | 25,437             | 1973 Autres moyens .....         | 17             |
| 5,693   |        |        |       |       |       |                    | 1974 .....                       | 18             |
| 32,907  | 33,727 | 15,923 | 5,817 | 903   | 640   | 111,506            | 1973 Total, par terre .....      | 19             |
| 32,438  |        |        |       |       |       |                    | 1974 .....                       | 20             |
|   |        |        |       |       |       |                    | <u>Par air</u>                   |                |
| 8,578   | 7,639  | 3,238  | 2,098 | 1,615 | 1,783 | 34,644             | 1973 Commercial .....            | 21             |
| 7,120   |        |        |       |       |       |                    | 1974 .....                       | 22             |
| 332   | 243    | 221    | 162   | 77    | 50    | 2,040              | 1973 Privé .....                 | 23             |
| 232   |        |        |       |       |       |                    | 1974 .....                       | 24             |
| 8,910   | 7,882  | 3,459  | 2,260 | 1,692 | 1,833 | 36,684             | 1973 Total, par air .....        | 25             |
| 7,352   |        |        |       |       |       |                    | 1974 .....                       | 26             |
|   |        |        |       |       |       |                    | <u>Par mer</u>                   |                |
| 570   | -      | 327    | -     | -     | -     | 1,052              | 1973 Commercial .....            | 27             |
| 3   |        |        |       |       |       |                    | 1974 .....                       | 28             |
| 944   | 76     | 33     | 4     | 14    | -     | 1,112              | 1973 Privé .....                 | 29             |
| 164   |        |        |       |       |       |                    | 1974 .....                       | 30             |
| 1,514   | 76     | 360    | 4     | 14    | -     | 2,164              | 1973 Total, par mer .....        | 31             |
| 167   |        |        |       |       |       |                    | 1974 .....                       | 32             |
| 43,331  | 41,685 | 19,742 | 8,081 | 2,609 | 2,473 | 150,354            | 1973 Total .....                 | 33             |
| 39,957  |        |        |       |       |       |                    | 1974 .....                       | 34             |
| <b>Résidents des pays autres que les États-Unis</b> |        |        |       |       |       |                    |                                  |                |
|   |        |        |       |       |       |                    | <u>Par terre (via les É.-U.)</u> |                |
| 14  | 43     | -      | 1     | -     | 1     | 73                 | 1973 Même jour .....             | 35             |
| 19  |        |        |       |       |       |                    | 1974 .....                       | 36             |
| 72  | 105    | 43     | 2     | -     | 11    | 272                | 1973 Une nuit ou plus .....      | 37             |
| 80  |        |        |       |       |       |                    | 1974 .....                       | 38             |
| 86  | 148    | 43     | 3     | -     | 12    | 345                | 1973 Total, par terre .....      | 39             |
| 99  |        |        |       |       |       |                    | 1974 .....                       | 40             |
|   |        |        |       |       |       |                    | <u>Par air</u>                   |                |
| 1,455   | 1,355  | 1,064  | 568   | 373   | 775   | 8,994              | 1973 Entrée directe .....        | 41             |
| 1,739   |        |        |       |       |       |                    | 1974 .....                       | 42             |
| 324   | 312    | 237    | 132   | 85    | 89    | 1,730              | 1973 Entrée via les É.U. ....    | 43             |
| 366   |        |        |       |       |       |                    | 1974 .....                       | 44             |
| 1,779   | 1,667  | 1,301  | 700   | 458   | 864   | 10,724             | 1973 Total, par air .....        | 45             |
| 2,105   |        |        |       |       |       |                    | 1974 .....                       | 46             |
|   |        |        |       |       |       |                    | <u>Par mer</u>                   |                |
| 59  | 7      | 32     | 6     | 3     | 4     | 259                | 1973 Entrée directe .....        | 47             |
| 30  |        |        |       |       |       |                    | 1974 .....                       | 48             |
| -   | -      | -      | -     | -     | -     | -                  | 1973 Entrée via les É.-U. ....   | 49             |
| -   |        |        |       |       |       |                    | 1974 .....                       | 50             |
| 59  | 7      | 32     | 6     | 3     | 4     | 259                | 1973 Total, par mer .....        | 51             |
| 30  |        |        |       |       |       |                    | 1974 .....                       | 52             |
| 1,924   | 1,822  | 1,376  | 709   | 461   | 880   | 11,328             | 1973 Total .....                 | 53             |
| 2,234   |        |        |       |       |       |                    | 1974 .....                       | 54             |
| 45,255  | 43,507 | 21,118 | 8,790 | 3,070 | 3,353 | 161,682            | 1973 Total global .....          | 55             |
| 42,191  |        |        |       |       |       |                    | 1974 .....                       | 56             |

TABLE 6B. Non-Resident Travellers Entering Canada by Country of Residence(1) - Continued

| No.                     | Country of residence             |      | J   | F   | M   | A   | M     | J     | Six months<br>-<br>Six mois |
|-------------------------|----------------------------------|------|-----|-----|-----|-----|-------|-------|-----------------------------|
| <u>Europe</u>           |                                  |      |     |     |     |     |       |       |                             |
| 1                       | Austria .....                    | 1973 | 1   | 1   | 1   | 6   | 3     | 3     | 15                          |
| 2                       |                                  | 1974 | -   | -   | -   | -   | 2     | 1     | 3                           |
| 3                       | Azores .....                     | 1973 | -   | -   | -   | -   | -     | -     | -                           |
| 4                       |                                  | 1974 | -   | -   | -   | -   | -     | -     | -                           |
| 5                       | Belgium .....                    | 1973 | 2   | 1   | 2   | 1   | 1     | 7     | 14                          |
| 6                       |                                  | 1974 | 6   | 4   | 1   | -   | 1     | 15    | 27                          |
| 7                       | Bulgaria .....                   | 1973 | -   | -   | -   | -   | -     | -     | -                           |
| 8                       |                                  | 1974 | -   | -   | -   | -   | -     | -     | -                           |
| 9                       | Czechoslovakia .....             | 1973 | -   | -   | -   | -   | -     | -     | -                           |
| 10                      |                                  | 1974 | 2   | -   | 2   | -   | -     | -     | 4                           |
| 11                      | Denmark .....                    | 1973 | 1   | -   | 1   | 2   | 3     | 5     | 12                          |
| 12                      |                                  | 1974 | 3   | 3   | 4   | 2   | 8     | 19    | 39                          |
| 13                      | Finland .....                    | 1973 | 1   | -   | 2   | -   | 1     | -     | 4                           |
| 14                      |                                  | 1974 | -   | -   | 1   | -   | 1     | 5     | 7                           |
| 15                      | France .....                     | 1973 | 31  | 33  | 5   | 8   | 61    | 187   | 325                         |
| 16                      |                                  | 1974 | 90  | 27  | 13  | 33  | 44    | 82    | 289                         |
| 17                      | Germany (Federal Republic) ..... | 1973 | 19  | 39  | 16  | 15  | 22    | 82    | 193                         |
| 18                      |                                  | 1974 | 7   | 44  | 18  | 20  | 26    | 64    | 179                         |
| 19                      | Greece .....                     | 1973 | 6   | 10  | 5   | 13  | 7     | 2     | 43                          |
| 20                      |                                  | 1974 | 2   | 3   | 4   | 7   | 7     | 15    | 38                          |
| 21                      | Hungary .....                    | 1973 | -   | 2   | -   | -   | 4     | 1     | 7                           |
| 22                      |                                  | 1974 | -   | -   | -   | 5   | -     | 1     | 6                           |
| 23                      | Ireland (Republic) .....         | 1973 | 1   | 3   | 1   | -   | 2     | 2     | 9                           |
| 24                      |                                  | 1974 | 1   | 1   | 3   | 3   | 19    | 7     | 34                          |
| 25                      | Italy .....                      | 1973 | 1   | 2   | -   | 2   | 3     | 9     | 17                          |
| 26                      |                                  | 1974 | -   | 5   | 20  | 2   | 12    | 15    | 54                          |
| 27                      | Malta .....                      | 1973 | -   | -   | -   | 2   | -     | -     | 2                           |
| 28                      |                                  | 1974 | -   | -   | -   | -   | -     | -     | -                           |
| 29                      | Netherlands, The .....           | 1973 | 10  | 14  | 6   | 16  | 50    | 99    | 195                         |
| 30                      |                                  | 1974 | 7   | 14  | 11  | 7   | 64    | 142   | 245                         |
| 31                      | Norway .....                     | 1973 | 11  | 4   | 4   | 6   | 12    | 26    | 63                          |
| 32                      |                                  | 1974 | 3   | 6   | -   | 5   | 20    | 43    | 77                          |
| 33                      | Poland .....                     | 1973 | -   | -   | -   | 2   | 1     | 1     | 4                           |
| 34                      |                                  | 1974 | -   | 3   | 1   | -   | 1     | -     | 5                           |
| 35                      | Portugal .....                   | 1973 | -   | 3   | -   | 3   | 5     | 5     | 16                          |
| 36                      |                                  | 1974 | 1   | 2   | 1   | 11  | 4     | 7     | 26                          |
| 37                      | Rumania .....                    | 1973 | -   | -   | -   | 1   | -     | 1     | 2                           |
| 38                      |                                  | 1974 | -   | -   | -   | -   | -     | -     | -                           |
| 39                      | Spain .....                      | 1973 | 15  | 12  | 14  | 14  | 30    | 11    | 96                          |
| 40                      |                                  | 1974 | 15  | 9   | 23  | 19  | 41    | 17    | 124                         |
| 41                      | Sweden .....                     | 1973 | 7   | 3   | 3   | 5   | 7     | 12    | 37                          |
| 42                      |                                  | 1974 | 3   | 3   | 2   | 7   | 10    | 37    | 62                          |
| 43                      | Switzerland .....                | 1973 | -   | 1   | 1   | -   | 2     | 7     | 11                          |
| 44                      |                                  | 1974 | 1   | 1   | 1   | 3   | 6     | 10    | 22                          |
| 45                      | Turkey .....                     | 1973 | 1   | -   | -   | -   | -     | 1     | 2                           |
| 46                      |                                  | 1974 | -   | -   | 2   | -   | -     | -     | 2                           |
| 47                      | United Kingdom .....             | 1973 | 232 | 213 | 260 | 290 | 332   | 555   | 1,882                       |
| 48                      |                                  | 1974 | 186 | 130 | 263 | 238 | 772   | 821   | 2,410                       |
| 49                      | U.S.S.R. ....                    | 1973 | -   | -   | -   | -   | 1     | -     | 1                           |
| 50                      |                                  | 1974 | -   | 1   | -   | -   | -     | 2     | 3                           |
| 51                      | Yugoslavia .....                 | 1973 | -   | 11  | -   | 1   | 3     | -     | 15                          |
| 52                      |                                  | 1974 | 3   | -   | 8   | -   | 1     | 1     | 13                          |
| 53                      | Other .....                      | 1973 | -   | -   | -   | -   | -     | -     | -                           |
| 54                      |                                  | 1974 | 1   | -   | -   | -   | 2     | 3     | 6                           |
| 55                      | Total .....                      | 1973 | 339 | 352 | 321 | 387 | 550   | 1,016 | 2,965                       |
| 56                      |                                  | 1974 | 331 | 256 | 378 | 362 | 1,041 | 1,307 | 3,675                       |
| <u>Africa</u>           |                                  |      |     |     |     |     |       |       |                             |
| 57                      | Algeria .....                    | 1973 | -   | -   | -   | -   | -     | -     | -                           |
| 58                      |                                  | 1974 | -   | -   | -   | -   | -     | -     | -                           |
| 59                      | Egypt .....                      | 1973 | -   | -   | -   | -   | -     | -     | -                           |
| 60                      |                                  | 1974 | -   | -   | 2   | -   | -     | -     | 2                           |
| 61                      | Rhodesia .....                   | 1973 | -   | 1   | -   | 1   | -     | -     | 2                           |
| 62                      |                                  | 1974 | -   | -   | -   | -   | -     | -     | -                           |
| 63                      | South Africa .....               | 1973 | -   | 8   | -   | 1   | 1     | 2     | 12                          |
| 64                      |                                  | 1974 | -   | 2   | 3   | 4   | 4     | 8     | 21                          |
| 65                      | Other .....                      | 1973 | 8   | 6   | 3   | 5   | 5     | 21    | 48                          |
| 66                      |                                  | 1974 | 2   | 12  | 12  | 6   | 27    | 6     | 65                          |
| 67                      | Total .....                      | 1973 | 8   | 15  | 3   | 7   | 6     | 23    | 62                          |
| 68                      |                                  | 1974 | 2   | 14  | 17  | 10  | 31    | 14    | 88                          |
| <u>Asia (Continued)</u> |                                  |      |     |     |     |     |       |       |                             |
| 69                      | Bangladesh .....                 | 1973 | -   | -   | -   | -   | -     | -     | -                           |
| 70                      |                                  | 1974 | -   | 1   | -   | -   | 1     | 1     | 3                           |
| 71                      | China .....                      | 1973 | -   | -   | -   | -   | -     | -     | -                           |
| 72                      |                                  | 1974 | -   | -   | -   | -   | -     | -     | -                           |
| 73                      | Hong Kong .....                  | 1973 | -   | -   | -   | -   | 1     | 6     | 7                           |
| 74                      |                                  | 1974 | -   | 2   | 2   | -   | 3     | 2     | 9                           |
| 75                      | India .....                      | 1973 | 5   | 8   | 3   | 3   | 13    | 10    | 42                          |
| 76                      |                                  | 1974 | 1   | 6   | 13  | 3   | 16    | 16    | 55                          |

See footnote(s) at the end of the table.

TABLEAU 5B. Voyageurs non résidents entrant au Canada, selon le pays de résidence(1) - suite

| J                   | A     | S   | O   | N   | D   | Year<br>-<br>Année | Pays de<br>résidence                       | N° |
|---------------------|-------|-----|-----|-----|-----|--------------------|--|----|
| <u>Europe</u>       |       |     |     |     |     |                    |  |    |
| 10                  | 4     | 3   | -   | -   | 1   | 33                 | 1973 Autriche .....                        | 1  |
| 8                   | -     | -   | -   | -   | -   | -                  | 1974 .....                                 | 2  |
| -                   | -     | -   | -   | -   | -   | -                  | 1973 Açores .....                          | 3  |
| -                   | -     | -   | -   | -   | -   | -                  | 1974 .....                                 | 4  |
| 16                  | 8     | 3   | 2   | 1   | 3   | 47                 | 1973 Belgique .....                        | 5  |
| 15                  | -     | -   | -   | -   | -   | -                  | 1974 .....                                 | 6  |
| 2                   | -     | -   | -   | -   | -   | 2                  | 1973 Bulgarie .....                        | 7  |
| 1                   | -     | -   | -   | -   | -   | -                  | 1974 .....                                 | 8  |
| -                   | -     | -   | -   | -   | -   | -                  | 1973 Tchécoslovaquie .....                 | 9  |
| 1                   | -     | -   | -   | -   | -   | -                  | 1974 .....                                 | 10 |
| 13                  | 9     | 8   | 7   | 2   | 1   | 52                 | 1973 Danemark .....                        | 11 |
| 17                  | -     | -   | -   | -   | -   | -                  | 1974 .....                                 | 12 |
| -                   | 10    | 5   | -   | 1   | -   | 20                 | 1973 Finlande .....                        | 13 |
| 15                  | -     | -   | -   | -   | -   | -                  | 1974 .....                                 | 14 |
| 118                 | 255   | 209 | 169 | 68  | 32  | 1,176              | 1973 France .....                          | 15 |
| 95                  | -     | -   | -   | -   | -   | -                  | 1974 .....                                 | 16 |
| 104                 | 73    | 46  | 19  | 18  | 19  | 472                | 1973 Allemagne (République fédérale) ..... | 17 |
| 117                 | -     | -   | -   | -   | -   | -                  | 1974 .....                                 | 18 |
| 8                   | 18    | 18  | 15  | 7   | 11  | 120                | 1973 Grèce .....                           | 19 |
| 11                  | -     | -   | -   | -   | -   | -                  | 1974 .....                                 | 20 |
| -                   | 4     | -   | -   | -   | -   | 11                 | 1973 Hongrie .....                         | 21 |
| 1                   | -     | -   | -   | -   | -   | -                  | 1974 .....                                 | 22 |
| 3                   | 9     | 7   | 5   | 3   | 4   | 40                 | 1973 Irlande (République) .....            | 23 |
| 9                   | -     | -   | -   | -   | -   | -                  | 1974 .....                                 | 24 |
| 15                  | 17    | 13  | 10  | 4   | 3   | 79                 | 1973 Italie .....                          | 25 |
| 11                  | -     | -   | -   | -   | -   | -                  | 1974 .....                                 | 26 |
| -                   | 1     | -   | -   | 1   | -   | 4                  | 1973 Malte .....                           | 27 |
| -                   | -     | -   | -   | -   | -   | -                  | 1974 .....                                 | 28 |
| 190                 | 53    | 39  | 13  | 13  | 12  | 515                | 1973 Pays-Bas .....                        | 29 |
| 98                  | -     | -   | -   | -   | -   | -                  | 1974 .....                                 | 30 |
| 22                  | 15    | 4   | 3   | 9   | 7   | 123                | 1973 Norvège .....                         | 31 |
| 29                  | -     | -   | -   | -   | -   | -                  | 1974 .....                                 | 32 |
| 2                   | 5     | -   | -   | -   | -   | 11                 | 1973 Pologne .....                         | 33 |
| 1                   | -     | -   | -   | -   | -   | -                  | 1974 .....                                 | 34 |
| 5                   | 3     | 4   | 1   | 5   | 10  | 44                 | 1973 Portugal .....                        | 35 |
| 2                   | -     | -   | -   | -   | -   | -                  | 1974 .....                                 | 36 |
| -                   | 1     | -   | -   | -   | -   | 3                  | 1973 Roumanie .....                        | 37 |
| -                   | -     | -   | -   | -   | -   | -                  | 1974 .....                                 | 38 |
| 15                  | 26    | 16  | 32  | 15  | 34  | 234                | 1973 Espagne .....                         | 39 |
| 7                   | -     | -   | -   | -   | -   | -                  | 1974 .....                                 | 40 |
| 15                  | 17    | 78  | 5   | 2   | 10  | 164                | 1973 Suède .....                           | 41 |
| 24                  | -     | -   | -   | -   | -   | -                  | 1974 .....                                 | 42 |
| 6                   | 15    | 4   | 3   | 2   | -   | 41                 | 1973 Suisse .....                          | 43 |
| 16                  | -     | -   | -   | -   | -   | -                  | 1974 .....                                 | 44 |
| 3                   | 5     | -   | 2   | -   | 1   | 13                 | 1973 Turquie .....                         | 45 |
| 1                   | -     | -   | -   | -   | -   | -                  | 1974 .....                                 | 46 |
| 753                 | 663   | 439 | 236 | 152 | 427 | 4,552              | 1973 Royaume-Uni .....                     | 47 |
| 1,064               | -     | -   | -   | -   | -   | -                  | 1974 .....                                 | 48 |
| -                   | -     | 1   | -   | -   | -   | 2                  | 1973 U.R.S.S. ....                         | 49 |
| -                   | -     | -   | -   | -   | -   | -                  | 1974 .....                                 | 50 |
| -                   | -     | 1   | -   | 1   | 1   | 18                 | 1973 Yougoslavie .....                     | 51 |
| 6                   | -     | -   | -   | -   | -   | -                  | 1974 .....                                 | 52 |
| 2                   | 4     | -   | -   | -   | -   | 6                  | 1973 Autres .....                          | 53 |
| -                   | -     | -   | -   | -   | -   | -                  | 1974 .....                                 | 54 |
| 1,302               | 1,215 | 898 | 522 | 304 | 576 | 7,782              | 1973 Total .....                           | 55 |
| 1,549               | -     | -   | -   | -   | -   | -                  | 1974 .....                                 | 56 |
| <u>Afrique</u>      |       |     |     |     |     |                    |  |    |
| -                   | 6     | -   | -   | -   | -   | 6                  | 1973 Algérie .....                         | 57 |
| -                   | -     | -   | -   | -   | -   | -                  | 1974 .....                                 | 58 |
| 11                  | 2     | 1   | -   | 1   | 1   | 16                 | 1973 Égypte .....                          | 59 |
| -                   | -     | -   | -   | -   | -   | -                  | 1974 .....                                 | 60 |
| -                   | 1     | -   | -   | -   | -   | 3                  | 1973 Rhodésie .....                        | 61 |
| 1                   | -     | -   | -   | -   | -   | -                  | 1974 .....                                 | 62 |
| 5                   | 6     | 21  | 3   | 1   | 9   | 57                 | 1973 Afrique du Sud .....                  | 63 |
| 8                   | -     | -   | -   | -   | -   | -                  | 1974 .....                                 | 64 |
| 15                  | 6     | 23  | 7   | 9   | 18  | 126                | 1973 Autres .....                          | 65 |
| 31                  | -     | -   | -   | -   | -   | -                  | 1974 .....                                 | 66 |
| 31                  | 21    | 45  | 10  | 11  | 28  | 208                | 1973 Total .....                           | 67 |
| 40                  | -     | -   | -   | -   | -   | -                  | 1974 .....                                 | 68 |
| <u>Asie (suite)</u> |       |     |     |     |     |                    |  |    |
| -                   | -     | -   | -   | 1   | -   | 1                  | 1973 Bangladesh .....                      | 69 |
| 1                   | -     | -   | -   | -   | -   | -                  | 1974 .....                                 | 70 |
| -                   | 3     | -   | -   | -   | -   | 3                  | 1973 Chine .....                           | 71 |
| -                   | -     | -   | -   | -   | -   | -                  | 1974 .....                                 | 72 |
| 2                   | 6     | 9   | 1   | -   | 1   | 26                 | 1973 Hong-Kong .....                       | 73 |
| 7                   | -     | -   | -   | -   | -   | -                  | 1974 .....                                 | 74 |
| 14                  | 23    | 19  | 16  | 7   | 7   | 128                | 1973 Inde .....                            | 75 |
| 15                  | -     | -   | -   | -   | -   | -                  | 1974 .....                                 | 76 |

Voir renvoi(s) à la fin du tableau.

TABLE 6B. Non-resident Travellers Entering Canada by Country of Residence(1) - Concluded

| No.   | Country of residence          | J     | F     | M     | A     | M     | J      | Six months<br>-<br>Six mois |
|---|-------------------------------|-------|-------|-------|-------|-------|--------|-----------------------------|
| <u>Asia - Concluded</u>                             |                               |       |       |       |       |       |        |                             |
| 1   | Israel .....                  | 1973  | -     | -     | 1     | 1     | 2      | 4                           |
| 2   | 1974                          | 1     | 1     | 2     | 1     | -     | -      | 5                           |
| 3   | Japan .....                   | 1973  | 4     | 6     | 1     | 6     | 8      | 41                          |
| 4   | 1974                          | 3     | 7     | 10    | 14    | 8     | 24     | 66                          |
| 5   | Korea, South .....            | 1973  | -     | -     | -     | -     | 1      | 1                           |
| 6   | 1974                          | -     | -     | 1     | -     | 1     | 1      | 3                           |
| 7   | Lebanon .....                 | 1973  | -     | 2     | 1     | 1     | 4      | 1                           |
| 8   | 1974                          | -     | 1     | 1     | 1     | 3     | 1      | 9                           |
| 9   | Pakistan .....                | 1973  | 3     | 5     | 2     | -     | 8      | 19                          |
| 10  | 1974                          | 2     | 3     | -     | 3     | 6     | 8      | 22                          |
| 11  | Philippines .....             | 1973  | 1     | -     | 1     | 1     | 2      | 5                           |
| 12  | 1974                          | -     | -     | -     | 1     | 7     | 5      | 13                          |
| 13  | Sri Lanka .....               | 1973  | -     | -     | -     | 1     | -      | 1                           |
| 14  | 1974                          | -     | -     | -     | -     | -     | 1      | 1                           |
| 15  | Syria .....                   | 1973  | -     | -     | -     | -     | -      | -                           |
| 16  | 1974                          | -     | -     | -     | -     | -     | -      | -                           |
| 17  | Taiwan .....                  | 1973  | 3     | 1     | 1     | -     | 3      | 11                          |
| 18  | 1974                          | 1     | -     | 1     | 1     | 5     | 12     | 20                          |
| 19  | Other .....                   | 1973  | 2     | 4     | 3     | 4     | 4      | 19                          |
| 20  | 1974                          | 2     | 4     | 5     | 3     | 19    | 7      | 40                          |
| 21  | Total .....                   | 1973  | 18    | 26    | 12    | 16    | 38     | 159                         |
| 22  | 1974                          | 10    | 25    | 38    | 27    | 69    | 77     | 246                         |
| <u>North America, Central America and Caribbean</u> |                               |       |       |       |       |       |        |                             |
| 23  | Antigua .....                 | 1973  | 1     | -     | -     | -     | 6      | 8                           |
| 24  | 1974                          | -     | -     | -     | 2     | -     | 2      | 4                           |
| 25  | Bahamas .....                 | 1973  | -     | -     | -     | 1     | -      | 4                           |
| 26  | 1974                          | -     | -     | -     | -     | -     | 3      | -                           |
| 27  | Barbados .....                | 1973  | 6     | 2     | 4     | -     | 1      | 16                          |
| 28  | 1974                          | 3     | 1     | 2     | 1     | 2     | 4      | 13                          |
| 29  | Bermuda .....                 | 1973  | 21    | 12    | 13    | 34    | 19     | 144                         |
| 30  | 1974                          | 10    | 31    | 20    | 3     | 40    | 48     | 152                         |
| 31  | Cuba .....                    | 1973  | 1     | -     | -     | -     | -      | 1                           |
| 32  | 1974                          | -     | -     | -     | -     | -     | -      | -                           |
| 33  | Haiti .....                   | 1973  | 1     | -     | -     | 2     | 4      | 10                          |
| 34  | 1974                          | 3     | 2     | 2     | 3     | 7     | 5      | 22                          |
| 35  | Jamaica .....                 | 1973  | 21    | 7     | 3     | 10    | 7      | 52                          |
| 36  | 1974                          | 1     | 6     | 5     | 5     | 12    | 10     | 39                          |
| 37  | Mexico .....                  | 1973  | 1     | 4     | 1     | 1     | 4      | 12                          |
| 38  | 1974                          | 1     | 1     | -     | -     | 3     | 8      | 13                          |
| 39  | St. Pierre and Miquelon ..... | 1973  | 60    | 23    | 54    | 139   | 126    | 470                         |
| 40  | 1974                          | 74    | 85    | 108   | 47    | 167   | 220    | 701                         |
| 41  | Trinidad and Tobago .....     | 1973  | 12    | 4     | 5     | 10    | 3      | 53                          |
| 42  | 1974                          | 4     | 6     | 8     | 9     | 8     | 12     | 47                          |
| 43  | United States .....           | 1973  | 1,553 | 1,832 | 2,106 | 4,280 | 6,422  | 32,433                      |
| 44  | 1974                          | 1,275 | 1,438 | 1,937 | 3,746 | 6,075 | 17,765 | 32,236                      |
| 45  | Other .....                   | 1973  | 9     | 10    | 13    | 6     | 7      | 56                          |
| 46  | 1974                          | 7     | 10    | 13    | 5     | 14    | 25     | 74                          |
| 47  | Total .....                   | 1973  | 1,586 | 1,894 | 2,199 | 4,483 | 6,596  | 33,259                      |
| 48  | 1974                          | 1,378 | 1,580 | 2,095 | 3,821 | 6,328 | 18,099 | 33,301                      |
| <u>South America</u>                                |                               |       |       |       |       |       |        |                             |
| 49  | Argentina .....               | 1973  | 2     | 1     | 2     | 1     | -      | 7                           |
| 50  | 1974                          | -     | 1     | -     | -     | 6     | 5      | 12                          |
| 51  | Brazil .....                  | 1973  | 1     | 6     | 1     | 1     | -      | 9                           |
| 52  | 1974                          | 1     | 3     | 5     | 1     | 3     | 5      | 18                          |
| 53  | Colombia .....                | 1973  | 4     | -     | 2     | 4     | 6      | 20                          |
| 54  | 1974                          | 2     | 5     | 9     | 6     | 12    | 13     | 47                          |
| 55  | Guyana .....                  | 1973  | 1     | -     | 1     | 5     | -      | 8                           |
| 56  | 1974                          | -     | 1     | -     | 2     | 4     | 3      | 10                          |
| 57  | Venezuela .....               | 1973  | -     | 1     | -     | 1     | 3      | 5                           |
| 58  | 1974                          | -     | -     | 4     | -     | 3     | -      | 7                           |
| 59  | Other .....                   | 1973  | 6     | 1     | 6     | 10    | 1      | 29                          |
| 60  | 1974                          | -     | 7     | 2     | 8     | 10    | 12     | 39                          |
| 61  | Total .....                   | 1973  | 14    | 9     | 12    | 22    | 10     | 78                          |
| 62  | 1974                          | 3     | 17    | 20    | 17    | 38    | 38     | 133                         |
| <u>Oceania and Other</u>                            |                               |       |       |       |       |       |        |                             |
| <u>Ocean Islands</u>                                |                               |       |       |       |       |       |        |                             |
| 63  | Australia .....               | 1973  | 17    | 6     | 2     | 4     | 13     | 52                          |
| 64  | 1974                          | 18    | 5     | 5     | 7     | 22    | 25     | 82                          |
| 65  | New Zealand .....             | 1973  | 1     | 2     | -     | 2     | 1      | 13                          |
| 66  | 1974                          | -     | -     | -     | 2     | 9     | 4      | 15                          |
| 67  | Other .....                   | 1973  | -     | -     | -     | 1     | -      | 1                           |
| 68  | 1974                          | -     | -     | -     | -     | 1     | -      | 1                           |
| 69  | Total .....                   | 1973  | 18    | 8     | 2     | 7     | 14     | 66                          |
| 70  | 1974                          | 18    | 5     | 5     | 9     | 32    | 29     | 98                          |
| 71  | Grand total .....             | 1973  | 2,083 | 2,304 | 2,549 | 4,922 | 7,214  | 36,589                      |
| 72  | 1974                          | 1,742 | 1,897 | 2,553 | 4,266 | 7,539 | 19,564 | 37,541                      |

(1) Additional data are available by country on request.

TABLEAU 6B. Voyageurs non résidents entrant au Canada, selon le pays de résidence(1) - fin

| J  | A      | S      | O     | N     | D     | Year<br>-<br>Année | Pays de<br>résidence              | No |
|--|--------|--------|-------|-------|-------|--------------------|-----------------------------------|----|
| <u>Asie - fin</u>  |        |        |       |       |       |                    |                                   |    |
| 6  | 4      | 7      | -     | 1     | -     | 22                 | 1973 Israël .....                 | 1  |
| 3  |        |        |       |       |       |                    | 1974 .....                        | 2  |
| 41   | 84     | 15     | 6     | 1     | 7     | 195                | 1973 Japon .....                  | 3  |
| 37   |        |        |       |       |       |                    | 1974 .....                        | 4  |
| 3  | 1      | -      | 10    | -     | -     | 15                 | 1973 Corée du Sud .....           | 5  |
| -  |        |        |       |       |       |                    | 1974 .....                        | 6  |
| 4  | 6      | 2      | -     | -     | 1     | 22                 | 1973 Liban .....                  | 7  |
| 5  |        |        |       |       |       |                    | 1974 .....                        | 8  |
| 6  | 7      | 2      | 8     | 2     | 1     | 45                 | 1973 Pakistan .....               | 9  |
| 6  |        |        |       |       |       |                    | 1974 .....                        | 10 |
| -  | 2      | 2      | -     | -     | 1     | 10                 | 1973 Philippines .....            | 11 |
| 2  |        |        |       |       |       |                    | 1974 .....                        | 12 |
| -  | 1      | 2      | -     | -     | -     | 4                  | 1973 Sri Lanka .....              | 13 |
| -  |        |        |       |       |       |                    | 1974 .....                        | 14 |
| -  | -      | -      | -     | -     | -     | -                  | 1973 Syrie .....                  | 15 |
| 2  | 9      | 3      | -     | 1     | 1     | 27                 | 1974 Taiwan .....                 | 16 |
| 18   |        |        |       |       |       |                    | 1973 Taiwan .....                 | 17 |
| 12   | 4      | 14     | 8     | 3     | 1     | 61                 | 1974 Autres .....                 | 18 |
| 12   |        |        |       |       |       |                    | 1973 Autres .....                 | 19 |
|  |        |        |       |       |       |                    | 1974 .....                        | 20 |
| 90   | 150    | 75     | 49    | 16    | 20    | 559                | 1973 Total .....                  | 21 |
| 106  |        |        |       |       |       |                    | 1974 .....                        | 22 |
| <u>Amérique du Nord,<br/>Amérique centrale et Antilles</u> |        |        |       |       |       |                    |                                   |    |
| 1  | 1      | 3      | -     | 1     | 1     | 15                 | 1973 Antigua .....                | 23 |
| 2  |        |        |       |       |       |                    | 1974 .....                        | 24 |
| 5  | 9      | -      | -     | -     | -     | 18                 | 1973 Bahamas .....                | 25 |
| 2  |        |        |       |       |       |                    | 1974 .....                        | 26 |
| 7  | 6      | 5      | 4     | 1     | 2     | 41                 | 1973 Barbade .....                | 27 |
| 7  |        |        |       |       |       |                    | 1974 .....                        | 28 |
| 77   | 105    | 65     | 37    | 20    | 56    | 504                | 1973 Bermudes .....               | 29 |
| 63   |        |        |       |       |       |                    | 1974 .....                        | 30 |
| 2  | -      | -      | -     | 1     | -     | 4                  | 1973 Cuba .....                   | 31 |
| -  |        |        |       |       |       |                    | 1974 .....                        | 32 |
| 7  | 11     | -      | 2     | 1     | -     | 31                 | 1973 Haïti .....                  | 33 |
| 7  |        |        |       |       |       |                    | 1974 .....                        | 34 |
| 16   | 16     | 8      | 14    | 2     | 8     | 116                | 1973 Jamaïque .....               | 35 |
| 17   |        |        |       |       |       |                    | 1974 .....                        | 36 |
| 10   | 5      | -      | -     | 1     | 2     | 30                 | 1973 Mexique .....                | 37 |
| 3  |        |        |       |       |       |                    | 1974 .....                        | 38 |
| 208  | 109    | 165    | 32    | 59    | 147   | 1,190              | 1973 St. Pierre-et-Miquelon ..... | 39 |
| 258  |        |        |       |       |       |                    | 1974 .....                        | 40 |
| 21   | 12     | 27     | 2     | 8     | 5     | 128                | 1973 Trinité et Tobago .....      | 41 |
| 25   |        |        |       |       |       |                    | 1974 .....                        | 42 |
| 43,331   | 41,685 | 19,742 | 8,081 | 2,609 | 2,473 | 150,354            | 1973 États-Unis .....             | 43 |
| 39,957   |        |        |       |       |       |                    | 1974 .....                        | 44 |
| 48   | 57     | 26     | 13    | 12    | 10    | 222                | 1973 Autres .....                 | 45 |
| 43   |        |        |       |       |       |                    | 1974 .....                        | 46 |
| 43,733   | 42,016 | 20,041 | 8,185 | 2,715 | 2,704 | 152,653            | 1973 Total .....                  | 47 |
| 40,384   |        |        |       |       |       |                    | 1974 .....                        | 48 |
| <u>Amérique du Sud</u>                                     |        |        |       |       |       |                    |                                   |    |
| 5  | 5      | 7      | 2     | 1     | 2     | 29                 | 1973 Argentine .....              | 49 |
| 6  |        |        |       |       |       |                    | 1974 .....                        | 50 |
| 9  | 8      | 3      | 1     | 1     | 1     | 32                 | 1973 Brésil .....                 | 51 |
| 18   |        |        |       |       |       |                    | 1974 .....                        | 52 |
| 18   | 12     | 12     | 2     | 5     | 3     | 72                 | 1973 Colombie .....               | 53 |
| 21   |        |        |       |       |       |                    | 1974 .....                        | 54 |
| 2  | 8      | 2      | -     | 4     | -     | 24                 | 1973 Guyane .....                 | 55 |
| 3  |        |        |       |       |       |                    | 1974 .....                        | 56 |
| 5  | 9      | 2      | 1     | -     | -     | 22                 | 1973 Venezuela .....              | 57 |
| 8  |        |        |       |       |       |                    | 1974 .....                        | 58 |
| 18   | 18     | 17     | 4     | 4     | 8     | 98                 | 1973 Autres .....                 | 59 |
| 22   |        |        |       |       |       |                    | 1974 .....                        | 60 |
| 57   | 60     | 43     | 10    | 15    | 14    | 277                | 1973 Total .....                  | 61 |
| 78   |        |        |       |       |       |                    | 1974 .....                        | 62 |
| <u>Océanie et autres îles<br/>océaniques</u>               |        |        |       |       |       |                    |                                   |    |
| 40   | 30     | 12     | 11    | 8     | 11    | 164                | 1973 Australie .....              | 63 |
| 20   |        |        |       |       |       |                    | 1974 .....                        | 64 |
| 2  | 14     | 4      | 3     | 1     | -     | 37                 | 1973 Nouvelle-Zélande .....       | 65 |
| 13   |        |        |       |       |       |                    | 1974 .....                        | 66 |
| -  | 1      | -      | -     | -     | -     | 2                  | 1973 Autres .....                 | 67 |
| 1  |        |        |       |       |       |                    | 1974 .....                        | 68 |
| 42   | 45     | 16     | 14    | 9     | 11    | 203                | 1973 Total .....                  | 69 |
| 34   |        |        |       |       |       |                    | 1974 .....                        | 70 |
| 45,255   | 43,507 | 21,118 | 8,790 | 3,070 | 3,353 | 161,682            | 1973 Total global .....           | 71 |
| 42,191   |        |        |       |       |       |                    | 1974 .....                        | 72 |

(1) D'autres renseignements sont disponibles par pays, sur demande.

TABLE 6C. Resident Travellers Returning to Canada by Type of Transportation

| No.                          | Type of transportation             | J  | F     | M     | A     | M     | J     | Six months<br>-<br>Six mois |
|------------------------------|------------------------------------|--|-------|-------|-------|-------|-------|-----------------------------|
|                              |                                    | Returning from the United States(1)                      |       |       |       |       |       |                             |
| <u>Land</u>                  |                                    |  |       |       |       |       |       |                             |
| 1                            | Automobile ..... 1973              | 203  | 102   | 364   | 404   | 550   | 1,171 | 2,794                       |
| 2                            | 1974                               | 92   | 87    | 197   | 324   | 410   | 1,095 | 2,205                       |
| 3                            | Same day ..... 1973                | -  | -     | -     | -     | -     | 6     | 6                           |
| 4                            | 1974                               | -  | -     | -     | -     | -     | -     | -                           |
| 5                            | One night ..... 1973               | 7  | -     | -     | -     | 34    | 38    | 79                          |
| 6                            | 1974                               | -  | 1     | -     | -     | -     | 27    | 28                          |
| 7                            | Two or more nights ..... 1973      | 196  | 102   | 364   | 404   | 516   | 1,127 | 2,709                       |
| 8                            | 1974                               | 92   | 86    | 197   | 324   | 410   | 1,068 | 2,177                       |
| 9                            | Bus ..... 1973                     | -  | -     | -     | -     | -     | 46    | 46                          |
| 10                           | 1974                               | -  | -     | 25    | -     | 23    | 125   | 173                         |
| 11                           | Same day ..... 1973                | -  | -     | -     | -     | -     | -     | -                           |
| 12                           | 1974                               | -  | -     | -     | -     | -     | -     | -                           |
| 13                           | One or more nights ..... 1973      | -  | -     | -     | -     | -     | 46    | 46                          |
| 14                           | 1974                               | -  | -     | 25    | -     | 23    | 125   | 173                         |
| 15                           | Rail ..... 1973                    | -  | -     | -     | -     | -     | -     | -                           |
| 16                           | 1974                               | -  | -     | -     | -     | -     | -     | -                           |
| 17                           | Other methods ..... 1973           | 84   | 27    | 153   | 88    | 338   | 344   | 1,034                       |
| 18                           | 1974                               | 38   | 50    | 115   | 76    | 111   | 193   | 583                         |
| 19                           | Total land ..... 1973              | 287  | 129   | 517   | 492   | 888   | 1,561 | 3,874                       |
| 20                           | 1974                               | 130  | 137   | 337   | 400   | 544   | 1,413 | 2,961                       |
| <u>Air</u>                   |                                    |  |       |       |       |       |       |                             |
| 21                           | Commercial ..... 1973              | 1,985  | 1,361 | 2,881 | 2,225 | 1,266 | 1,229 | 10,927                      |
| 22                           | 1974                               | 1,920  | 1,153 | 2,912 | 2,012 | 2,363 | 1,886 | 12,246                      |
| 23                           | Private ..... 1973                 | 17   | 6     | 127   | 74    | 3     | 33    | 260                         |
| 24                           | 1974                               | 132  | 12    | 21    | 3     | 14    | 26    | 208                         |
| 25                           | Total air ..... 1973               | 2,002  | 1,367 | 3,008 | 2,299 | 1,249 | 1,262 | 11,187                      |
| 26                           | 1974                               | 2,052  | 1,165 | 2,933 | 2,015 | 2,377 | 1,912 | 12,454                      |
| <u>Marine</u>                |                                    |  |       |       |       |       |       |                             |
| 27                           | Commercial ..... 1973              | 2  | 1     | 2     | 27    | -     | -     | 32                          |
| 28                           | 1974                               | -  | -     | -     | -     | -     | -     | 1                           |
| 29                           | Private ..... 1973                 | -  | 9     | -     | -     | -     | 1     | 36                          |
| 30                           | 1974                               | -  | 8     | -     | 10    | -     | 8     | 26                          |
| 31                           | Total marine ..... 1973            | 2  | 10    | 2     | 27    | -     | 27    | 68                          |
| 32                           | 1974                               | -  | 8     | -     | 10    | -     | 9     | 27                          |
| 33                           | Total ..... 1973                   | 2,291  | 1,506 | 3,527 | 2,818 | 2,137 | 2,850 | 15,129                      |
| 34                           | 1974                               | 2,182  | 1,310 | 3,270 | 2,425 | 2,921 | 3,334 | 15,442                      |
|                              |                                    | Returning from countries other than the United States(2) |       |       |       |       |       |                             |
| <u>Land (via the U.S.A.)</u> |                                    |  |       |       |       |       |       |                             |
| 35                           | 1973                               | -  | -     | -     | -     | -     | -     | -                           |
| 36                           | 1974                               | -  | -     | -     | -     | -     | -     | -                           |
| <u>Air</u>                   |                                    |  |       |       |       |       |       |                             |
| 37                           | Returning direct ..... 1973        | 1,129  | 1,285 | 3,597 | 2,385 | 1,474 | 1,449 | 11,319                      |
| 38                           | 1974                               | 1,676  | 1,472 | 4,707 | 2,150 | 1,965 | 1,502 | 13,472                      |
| 39                           | Returning via the U.S.A. .... 1973 | 34   | 28    | 33    | 33    | 22    | 8     | 158                         |
| 40                           | 1974                               | 12   | 9     | 11    | 7     | 9     | 2     | 50                          |
| 41                           | Total air ..... 1973               | 1,163  | 1,313 | 3,630 | 2,418 | 1,496 | 1,457 | 11,477                      |
| 42                           | 1974                               | 1,688  | 1,481 | 4,718 | 2,157 | 1,974 | 1,504 | 13,522                      |
| <u>Marine</u>                |                                    |  |       |       |       |       |       |                             |
| 43                           | Returning direct ..... 1973        | 23   | 7     | 276   | 243   | 141   | 11    | 701                         |
| 44                           | 1974                               | 4  | 5     | 2     | 31    | 2     | 87    | 131                         |
| 45                           | Returning via the U.S.A. .... 1973 | -  | -     | -     | -     | -     | -     | -                           |
| 46                           | 1974                               | -  | -     | -     | -     | -     | -     | -                           |
| 47                           | Total marine ..... 1973            | 23   | 7     | 276   | 243   | 141   | 11    | 701                         |
| 48                           | 1974                               | 4  | 5     | 2     | 31    | 2     | 87    | 131                         |
| 49                           | Total ..... 1973                   | 1,186  | 1,320 | 3,906 | 2,661 | 1,637 | 1,468 | 12,178                      |
| 50                           | 1974                               | 1,692  | 1,486 | 4,720 | 2,188 | 1,976 | 1,591 | 13,653                      |
| 51                           | Grand total ..... 1973             | 3,477  | 2,826 | 7,433 | 5,479 | 3,774 | 4,318 | 27,307                      |
| 52                           | 1974                               | 3,874  | 2,796 | 7,990 | 4,613 | 4,897 | 4,925 | 29,095                      |

(1) Continental United States and Alaska.

(2) Includes Hawaii, Puerto Rico, Philippines and other U.S. protectorates.



TABLEAU 6C. Voyageurs résidents revenant au Canada, selon le moyen de transport

| J   | A     | S     | O     | N     | D     | Year<br>-<br>Année | Moyen de<br>transport            | N° |
|---|-------|-------|-------|-------|-------|--------------------|----------------------------------|----|
| Rentrée des États-Unis(1)                     |       |       |       |       |       |                    |                                  |    |
|   |       |       |       |       |       |                    | <u>Par terre</u>                 |    |
| 2,645   | 2,252 | 1,283 | 902   | 291   | 188   | 10,355             | 1973 Automobile .....            | 1  |
| 2,385   | -     | 2     | -     | -     | -     | 8                  | 1974                             | 2  |
| -   | -     | -     | -     | -     | -     | -                  | 1973 Même jour .....             | 3  |
| 35  | 22    | 29    | 40    | -     | 15    | 220                | 1974                             | 4  |
| 25  | -     | -     | -     | -     | -     | -                  | 1973 Une nuit .....              | 5  |
| 2,610   | 2,230 | 1,252 | 862   | 291   | 173   | 10,127             | 1974                             | 6  |
| 2,360   | -     | -     | -     | -     | -     | -                  | 1973 Deux nuits ou plus .....    | 7  |
| -   | -     | -     | -     | -     | -     | -                  | 1974                             | 8  |
| 42  | 93    | -     | 61    | 3     | -     | 245                | 1973 Autocar .....               | 9  |
| 259   | -     | -     | -     | -     | -     | -                  | 1974                             | 10 |
| -   | -     | -     | -     | -     | -     | -                  | 1973 Même jour .....             | 11 |
| 36  | -     | -     | -     | -     | -     | -                  | 1974                             | 12 |
| 42  | 93    | -     | 61    | 3     | -     | 245                | 1973 Une nuit ou plus .....      | 13 |
| 223   | -     | -     | -     | -     | -     | -                  | 1974                             | 14 |
| -   | -     | -     | -     | -     | -     | -                  | 1973 Chemin de fer .....         | 15 |
| -   | -     | -     | -     | -     | -     | -                  | 1974                             | 16 |
| 646   | 616   | 594   | 227   | 84    | 112   | 3,313              | 1973 Autres moyens .....         | 17 |
| 427   | -     | -     | -     | -     | -     | -                  | 1974                             | 18 |
| 3,333   | 2,961 | 1,877 | 1,190 | 378   | 300   | 13,913             | 1973 Total, par terre .....      | 19 |
| 3,071   | -     | -     | -     | -     | -     | -                  | 1974                             | 20 |
|   |       |       |       |       |       |                    | <u>Par air</u>                   |    |
| 2,032   | 2,539 | 1,843 | 1,510 | 1,611 | 1,548 | 22,010             | 1973 Commercial .....            | 21 |
| 1,912   | -     | -     | -     | -     | -     | -                  | 1974                             | 22 |
| 76  | 12    | 101   | 34    | 11    | 110   | 604                | 1973 Privé .....                 | 23 |
| 36  | -     | -     | -     | -     | -     | -                  | 1974                             | 24 |
| 2,108   | 2,551 | 1,944 | 1,544 | 1,622 | 1,658 | 22,614             | 1973 Total, par air .....        | 25 |
| 1,948   | -     | -     | -     | -     | -     | -                  | 1974                             | 26 |
|   |       |       |       |       |       |                    | <u>Par mer</u>                   |    |
| -   | -     | -     | -     | -     | -     | 32                 | 1973 Commercial .....            | 27 |
| 2   | -     | -     | -     | -     | -     | -                  | 1974                             | 28 |
| 11  | 10    | 2     | 10    | 12    | -     | 81                 | 1973 Privé .....                 | 29 |
| 9   | -     | -     | -     | -     | -     | -                  | 1974                             | 30 |
| 11  | 10    | 2     | 10    | 12    | -     | 113                | 1973 Total, par mer .....        | 31 |
| 11  | -     | -     | -     | -     | -     | -                  | 1974                             | 32 |
| 5,432   | 5,522 | 3,823 | 2,744 | 2,012 | 1,958 | 36,640             | 1973 Total .....                 | 33 |
| 5,030   | -     | -     | -     | -     | -     | -                  | 1974                             | 34 |
| Rentrée des pays autres que les États-Unis(2) |       |       |       |       |       |                    |                                  |    |
|   |       |       |       |       |       |                    | <u>Par terre (via les É.-U.)</u> |    |
| -   | -     | -     | -     | -     | -     | -                  | 1973 .....                       | 35 |
| -   | -     | -     | -     | -     | -     | -                  | 1974 .....                       | 36 |
|   |       |       |       |       |       |                    | <u>Par air</u>                   |    |
| 2,071   | 3,421 | 2,411 | 1,007 | 1,056 | 1,105 | 22,390             | 1973 Rentrée directe .....       | 37 |
| 2,565   | -     | -     | -     | -     | -     | -                  | 1974                             | 38 |
| 26  | 33    | 25    | 3     | 9     | 7     | 261                | 1973 Rentrée via les É.-U. ....  | 39 |
| 22  | -     | -     | -     | -     | -     | -                  | 1974                             | 40 |
| 2,097   | 3,454 | 2,436 | 1,010 | 1,065 | 1,112 | 22,651             | 1973 Total, par air .....        | 41 |
| 2,587   | -     | -     | -     | -     | -     | -                  | 1974                             | 42 |
|   |       |       |       |       |       |                    | <u>Par mer</u>                   |    |
| 7   | 2     | 16    | 7     | 4     | 2     | 739                | 1973 Rentrée directe .....       | 43 |
| 9   | -     | -     | -     | -     | -     | -                  | 1974                             | 44 |
| -   | -     | -     | -     | -     | -     | -                  | 1973 Rentrée via les É.-U. ....  | 45 |
| -   | -     | -     | -     | -     | -     | -                  | 1974                             | 46 |
| 7   | 2     | 16    | 7     | 4     | 2     | 739                | 1973 Total, par mer .....        | 47 |
| 9   | -     | -     | -     | -     | -     | -                  | 1974                             | 48 |
| 2,104   | 3,456 | 2,452 | 1,017 | 1,069 | 1,114 | 23,390             | 1973 Total .....                 | 49 |
| 2,596   | -     | -     | -     | -     | -     | -                  | 1974                             | 50 |
| 7,556   | 8,978 | 6,275 | 3,761 | 3,081 | 3,072 | 60,030             | 1973 Total global .....          | 51 |
| 7,626   | -     | -     | -     | -     | -     | -                  | 1974                             | 52 |

(1) États-Unis continentaux et Alaska.

(2) Comprend Hawaii, Porto Rico, Philippines et les autres protections des États-Unis.

TABLE 6D. Number of Vehicles Travelling Between Canada and the United States

| No.                    | Type of vehicle                |      | J   | F   | M   | A   | M     | J     | Six months<br>-<br>Six mois |
|------------------------|--------------------------------|------|-----|-----|-----|-----|-------|-------|-----------------------------|
| United States vehicles |                                |      |     |     |     |     |       |       |                             |
| <u>Automobile</u>      |                                |      |     |     |     |     |       |       |                             |
| 1                      | Same day .....                 | 1973 | -   | -   | -   | -   | -     | 5     | 5                           |
| 2                      |                                | 1974 | -   | -   | -   | -   | -     | -     | -                           |
| 3                      | One night .....                | 1973 | -   | -   | -   | -   | 22    | 99    | 121                         |
| 4                      |                                | 1974 | -   | -   | -   | 1   | -     | 45    | 46                          |
| 5                      | Two or more nights .....       | 1973 | 114 | 95  | 168 | 378 | 1,029 | 3,651 | 5,435                       |
| 6                      |                                | 1974 | 66  | 60  | 145 | 387 | 887   | 3,611 | 5,156                       |
| 7                      | Total .....                    | 1973 | 114 | 95  | 168 | 378 | 1,051 | 3,755 | 5,561                       |
| 8                      |                                | 1974 | 66  | 60  | 145 | 388 | 887   | 3,656 | 5,202                       |
| 9                      | Trucks used commercially ..... | 1973 | 37  | 20  | 100 | 124 | 150   | 124   | 555                         |
| 10                     |                                | 1974 | 151 | 149 | 155 | 155 | 132   | 140   | 882                         |
| 11                     | Other vehicles .....           | 1973 | -   | -   | -   | 8   | 92    | 271   | 371                         |
| 12                     |                                | 1974 | -   | -   | 2   | 8   | 119   | 381   | 510                         |
| 13                     | Total .....                    | 1973 | 151 | 115 | 268 | 510 | 1,293 | 4,150 | 6,487                       |
| 14                     |                                | 1974 | 217 | 209 | 302 | 551 | 1,138 | 4,177 | 6,594                       |
| Canadian vehicles      |                                |      |     |     |     |     |       |       |                             |
| <u>Automobile</u>      |                                |      |     |     |     |     |       |       |                             |
| 15                     | Same day .....                 | 1973 | -   | -   | -   | -   | -     | 3     | 3                           |
| 16                     |                                | 1974 | -   | -   | -   | -   | -     | -     | -                           |
| 17                     | One night .....                | 1973 | 3   | -   | -   | -   | 11    | 16    | 30                          |
| 18                     |                                | 1974 | -   | 1   | -   | -   | -     | 9     | 10                          |
| 19                     | Two or more nights .....       | 1973 | 81  | 45  | 134 | 180 | 223   | 434   | 1,097                       |
| 20                     |                                | 1974 | 45  | 37  | 64  | 141 | 170   | 395   | 852                         |
| 21                     | Total .....                    | 1973 | 84  | 45  | 134 | 180 | 234   | 453   | 1,130                       |
| 22                     |                                | 1974 | 45  | 38  | 64  | 141 | 170   | 404   | 862                         |
| 23                     | Trucks used commercially ..... | 1973 | 104 | 97  | 137 | 115 | 169   | 155   | 777                         |
| 24                     |                                | 1974 | 107 | 78  | 93  | 106 | 91    | 135   | 610                         |
| 25                     | Other vehicles .....           | 1973 | -   | -   | 2   | -   | 17    | 14    | 33                          |
| 26                     |                                | 1974 | -   | -   | -   | -   | 1     | 31    | 32                          |
| 27                     | Total .....                    | 1973 | 188 | 142 | 273 | 295 | 420   | 622   | 1,940                       |
| 28                     |                                | 1974 | 152 | 116 | 157 | 247 | 262   | 570   | 1,504                       |
| Total vehicles         |                                |      |     |     |     |     |       |       |                             |
| <u>Automobile</u>      |                                |      |     |     |     |     |       |       |                             |
| 29                     | Same day .....                 | 1973 | -   | -   | -   | -   | -     | 8     | 8                           |
| 30                     |                                | 1974 | -   | -   | -   | -   | -     | -     | -                           |
| 31                     | One night .....                | 1973 | 3   | -   | -   | -   | 33    | 115   | 151                         |
| 32                     |                                | 1974 | -   | 1   | -   | 1   | -     | 54    | 56                          |
| 33                     | Two or more nights .....       | 1973 | 195 | 140 | 302 | 558 | 1,252 | 4,085 | 6,532                       |
| 34                     |                                | 1974 | 111 | 97  | 209 | 528 | 1,057 | 4,006 | 6,008                       |
| 35                     | Total .....                    | 1973 | 198 | 140 | 302 | 558 | 1,285 | 4,208 | 6,691                       |
| 36                     |                                | 1974 | 111 | 98  | 209 | 529 | 1,057 | 4,060 | 6,064                       |
| 37                     | Trucks used commercially ..... | 1973 | 141 | 117 | 237 | 239 | 319   | 279   | 1,332                       |
| 38                     |                                | 1974 | 258 | 227 | 248 | 261 | 223   | 275   | 1,492                       |
| 39                     | Other vehicles .....           | 1973 | -   | -   | 2   | 8   | 109   | 285   | 404                         |
| 40                     |                                | 1974 | -   | -   | 2   | 8   | 120   | 412   | 542                         |
| 41                     | Total .....                    | 1973 | 339 | 257 | 541 | 805 | 1,713 | 4,772 | 8,427                       |
| 42                     |                                | 1974 | 369 | 325 | 459 | 798 | 1,400 | 4,747 | 8,098                       |

TABLEAU 6D. Nombre de véhicules voyageant entre le Canada et les États-Unis

| J                        | A      | S     | O     | N   | D   | Year<br>—<br>Année | Genre de véhicule              | N <sup>o</sup> |
|--------------------------|--------|-------|-------|-----|-----|--------------------|--------------------------------|----------------|
| Véhicules des États-Unis |        |       |       |     |     |                    |                                |                |
|                          |        |       |       |     |     |                    | <u>Automobile</u>              |                |
| 1                        | 2      | 13    | 33    | —   | —   | 54                 | 1973 Même jour .....           | 1              |
| 2                        |        |       |       |     |     |                    | 1974                           | 2              |
| 48                       | 106    | 145   | 51    | —   | —   | 471                | 1973 Une nuit .....            | 3              |
| 65                       |        |       |       |     |     |                    | 1974                           | 4              |
| 8,173                    | 8,248  | 4,265 | 1,568 | 321 | 199 | 28,209             | 1973 Deux nuits ou plus .....  | 5              |
| 7,845                    |        |       |       |     |     |                    | 1974                           | 6              |
| 8,222                    | 8,356  | 4,423 | 1,652 | 321 | 199 | 28,734             | 1973 Total .....               | 7              |
| 7,912                    |        |       |       |     |     |                    | 1974                           | 8              |
| 110                      | 156    | 150   | 154   | 234 | 247 | 1,606              | 1973 Camions commerciaux ..... | 9              |
| 126                      |        |       |       |     |     |                    | 1974                           | 10             |
| 575                      | 860    | 143   | 20    | —   | —   | 1,969              | 1973 Autres véhicules .....    | 11             |
| 850                      |        |       |       |     |     |                    | 1974                           | 12             |
| 8,907                    | 9,372  | 4,716 | 1,826 | 555 | 446 | 32,309             | 1973 Total .....               | 13             |
| 8,888                    |        |       |       |     |     |                    | 1974                           | 14             |
| Véhicules du Canada      |        |       |       |     |     |                    |                                |                |
|                          |        |       |       |     |     |                    | <u>Automobile</u>              |                |
| —                        | —      | 1     | —     | —   | —   | 4                  | 1973 Même jour .....           | 15             |
| —                        |        |       |       |     |     |                    | 1974                           | 16             |
| 12                       | 11     | 15    | 16    | —   | 3   | 87                 | 1973 Une nuit .....            | 17             |
| 9                        |        |       |       |     |     |                    | 1974                           | 18             |
| 815                      | 775    | 491   | 331   | 129 | 70  | 3,708              | 1973 Deux nuits ou plus .....  | 19             |
| 793                      |        |       |       |     |     |                    | 1974                           | 20             |
| 827                      | 786    | 507   | 347   | 129 | 73  | 3,799              | 1973 Total .....               | 21             |
| 802                      |        |       |       |     |     |                    | 1974                           | 22             |
| 171                      | 150    | 129   | 122   | 126 | 157 | 1,632              | 1973 Camions commerciaux ..... | 23             |
| 124                      |        |       |       |     |     |                    | 1974                           | 24             |
| 17                       | 25     | 11    | —     | 1   | —   | 87                 | 1973 Autres véhicules .....    | 25             |
| 35                       |        |       |       |     |     |                    | 1974                           | 26             |
| 1,015                    | 961    | 647   | 469   | 256 | 230 | 5,518              | 1973 Total .....               | 27             |
| 961                      |        |       |       |     |     |                    | 1974                           | 28             |
| Total, véhicules         |        |       |       |     |     |                    |                                |                |
|                          |        |       |       |     |     |                    | <u>Automobile</u>              |                |
| 1                        | 2      | 14    | 33    | —   | —   | 58                 | 1973 Même jour .....           | 29             |
| 2                        |        |       |       |     |     |                    | 1974                           | 30             |
| 60                       | 117    | 160   | 67    | —   | 3   | 558                | 1973 Une nuit .....            | 31             |
| 74                       |        |       |       |     |     |                    | 1974                           | 32             |
| 8,988                    | 9,023  | 4,756 | 1,899 | 450 | 269 | 31,917             | 1973 Deux nuits ou plus .....  | 33             |
| 8,638                    |        |       |       |     |     |                    | 1974                           | 34             |
| 9,049                    | 9,142  | 4,930 | 1,999 | 450 | 272 | 32,533             | 1973 Total .....               | 35             |
| 8,714                    |        |       |       |     |     |                    | 1974                           | 36             |
| 281                      | 306    | 279   | 276   | 360 | 404 | 3,238              | 1973 Camions commerciaux ..... | 37             |
| 250                      |        |       |       |     |     |                    | 1974                           | 38             |
| 592                      | 885    | 154   | 20    | 1   | —   | 2,056              | 1973 Autres véhicules .....    | 39             |
| 885                      |        |       |       |     |     |                    | 1974                           | 40             |
| 9,922                    | 10,333 | 5,363 | 2,295 | 811 | 676 | 37,827             | 1973 Total .....               | 41             |
| 9,849                    |        |       |       |     |     |                    | 1974                           | 42             |

TABLE 7A. Non-resident Travellers Entering Canada by Type of Transportation

| No.   | Type of transportation            | J       | F       | M       | A       | M       | J       | Six months<br>-<br>Six mois |
|---|-----------------------------------|---------|---------|---------|---------|---------|---------|-----------------------------|
| Residents of the United States                      |                                   |         |         |         |         |         |         |                             |
| <u>Land</u>   |                                   |         |         |         |         |         |         |                             |
| 1   | Automobile ..... 1973             | 191,676 | 177,601 | 228,954 | 269,628 | 304,588 | 381,568 | 1,554,015                   |
| 2   | ..... 1974                        | 189,765 | 178,830 | 190,476 | 208,671 | 237,644 | 296,061 | 1,301,447                   |
| 3   | Same day ..... 1973               | 174,543 | 159,232 | 204,172 | 233,331 | 253,817 | 284,718 | 1,309,813                   |
| 4   | ..... 1974                        | 172,898 | 163,715 | 177,482 | 187,389 | 209,548 | 231,798 | 1,142,830                   |
| 5   | One night ..... 1973              | 3,507   | 3,568   | 4,351   | 4,928   | 6,354   | 9,102   | 31,810                      |
| 6   | ..... 1974                        | 3,501   | 2,787   | 2,366   | 3,134   | 3,783   | 6,401   | 21,972                      |
| 7   | Two or more nights ..... 1973     | 13,626  | 14,801  | 20,431  | 31,369  | 44,417  | 87,748  | 212,392                     |
| 8   | ..... 1974                        | 13,366  | 12,328  | 10,628  | 18,148  | 24,313  | 57,862  | 136,645                     |
| 9   | Bus ..... 1973                    | 716     | 1,284   | 1,345   | 1,155   | 2,208   | 3,017   | 9,725                       |
| 10  | ..... 1974                        | 910     | 1,776   | 1,106   | 1,047   | 2,992   | 3,127   | 10,958                      |
| 11  | Same day ..... 1973               | 427     | 842     | 778     | 642     | 1,162   | 1,914   | 5,765                       |
| 12  | ..... 1974                        | 425     | 1,038   | 586     | 705     | 1,729   | 1,550   | 6,033                       |
| 13  | One or more nights ..... 1973     | 289     | 442     | 567     | 513     | 1,046   | 1,103   | 3,960                       |
| 14  | ..... 1974                        | 485     | 738     | 520     | 342     | 1,263   | 1,577   | 4,925                       |
| 15  | Rail ..... 1973                   | -       | -       | -       | -       | -       | -       | -                           |
| 16  | ..... 1974                        | 22      | 33      | 23      | 117     | 18      | 47      | 260                         |
| 17  | Other Methods ..... 1973          | 4,035   | 4,112   | 6,111   | 8,265   | 8,540   | 12,165  | 43,228                      |
| 18  | ..... 1974                        | 3,273   | 3,363   | 3,666   | 5,633   | 7,157   | 10,105  | 33,197                      |
| 19  | Total land ..... 1973             | 196,427 | 182,997 | 236,410 | 279,048 | 315,336 | 396,750 | 1,606,968                   |
| 20  | ..... 1974                        | 193,970 | 184,002 | 195,271 | 215,468 | 247,811 | 309,340 | 1,345,862                   |
| <u>Air</u>  |                                   |         |         |         |         |         |         |                             |
| 21  | Commercial ..... 1973             | 761     | 451     | 693     | 798     | 1,297   | 1,527   | 5,527                       |
| 22  | ..... 1974                        | 708     | 778     | 826     | 946     | 602     | 928     | 4,788                       |
| 23  | Private ..... 1973                | 71      | 80      | 86      | 186     | 203     | 433     | 1,059                       |
| 24  | ..... 1974                        | 86      | 62      | 68      | 171     | 257     | 532     | 1,176                       |
| 25  | Total air ..... 1973              | 832     | 531     | 779     | 984     | 1,500   | 1,960   | 6,586                       |
| 26  | ..... 1974                        | 794     | 840     | 894     | 1,117   | 859     | 1,460   | 5,964                       |
| <u>Marine</u>                                       |                                   |         |         |         |         |         |         |                             |
| 27  | Commercial ..... 1973             | -       | 2       | 1       | -       | -       | -       | 3                           |
| 28  | ..... 1974                        | -       | -       | -       | -       | -       | -       | -                           |
| 29  | Private ..... 1973                | -       | -       | -       | 4       | 19      | 37      | 60                          |
| 30  | ..... 1974                        | -       | -       | 10      | 2       | 16      | 39      | 67                          |
| 31  | Total marine ..... 1973           | -       | 2       | 1       | 4       | 19      | 37      | 63                          |
| 32  | ..... 1974                        | -       | -       | 10      | 2       | 16      | 39      | 67                          |
| 33  | Total ..... 1973                  | 197,259 | 183,530 | 237,190 | 280,036 | 316,855 | 398,747 | 1,613,617                   |
| 34  | ..... 1974                        | 194,764 | 184,842 | 196,175 | 216,587 | 248,686 | 310,839 | 1,351,893                   |
| Residents of countries other than the United States |                                   |         |         |         |         |         |         |                             |
| <u>Land (via the U.S.A.)</u>                        |                                   |         |         |         |         |         |         |                             |
| 35  | Same day ..... 1973               | 1       | 4       | 1       | 5       | 27      | 56      | 94                          |
| 36  | ..... 1974                        | 2       | 2       | 11      | 4       | 14      | 57      | 90                          |
| 37  | One or more nights ..... 1973     | 9       | 11      | 14      | 19      | 34      | 105     | 192                         |
| 38  | ..... 1974                        | 10      | 6       | 8       | 20      | 36      | 114     | 194                         |
| 39  | Total land ..... 1973             | 10      | 15      | 15      | 24      | 61      | 161     | 286                         |
| 40  | ..... 1974                        | 12      | 8       | 19      | 24      | 50      | 171     | 284                         |
| <u>Air</u>  |                                   |         |         |         |         |         |         |                             |
| 41  | Entering direct ..... 1973        | -       | 2       | -       | -       | -       | -       | 2                           |
| 42  | ..... 1974                        | -       | -       | -       | 22      | -       | 50      | 72                          |
| 43  | Entering via the U.S.A. .... 1973 | 21      | 17      | 26      | 40      | 104     | 118     | 326                         |
| 44  | ..... 1974                        | 75      | 33      | 74      | 123     | 18      | 91      | 414                         |
| 45  | Total air ..... 1973              | 21      | 19      | 26      | 40      | 104     | 118     | 328                         |
| 46  | ..... 1974                        | 75      | 33      | 74      | 145     | 18      | 141     | 486                         |
| <u>Marine</u>                                       |                                   |         |         |         |         |         |         |                             |
| 47  | Entering direct ..... 1973        | -       | 1       | -       | -       | -       | -       | 1                           |
| 48  | ..... 1974                        | -       | -       | -       | -       | -       | 10      | 10                          |
| 49  | Entering via the U.S.A. .... 1973 | -       | 2       | 3       | -       | -       | -       | 5                           |
| 50  | ..... 1974                        | -       | -       | -       | -       | -       | -       | -                           |
| 51  | Total marine ..... 1973           | -       | 3       | 3       | -       | -       | -       | 6                           |
| 52  | ..... 1974                        | -       | -       | -       | -       | -       | 10      | 10                          |
| 53  | Total ..... 1973                  | 31      | 37      | 44      | 64      | 165     | 279     | 620                         |
| 54  | ..... 1974                        | 87      | 41      | 93      | 169     | 68      | 322     | 780                         |
| 55  | Grand total ..... 1973            | 197,290 | 183,567 | 237,234 | 280,100 | 317,020 | 399,026 | 1,614,237                   |
| 56  | ..... 1974                        | 194,851 | 184,883 | 196,268 | 216,756 | 248,754 | 311,161 | 1,352,673                   |

TABLEAU 7A. Voyageurs non résidents entrant au Canada, selon le moyen de transport

| J   | A       | S       | O       | N       | D       | Year<br>-<br>Année | Moyen de<br>transport          | N <sup>o</sup> |
|---|---------|---------|---------|---------|---------|--------------------|--------------------------------|----------------|
| <b>Résidents des États-Unis</b>                     |         |         |         |         |         |                    |                                |                |
| <u>Par terre</u>                                    |         |         |         |         |         |                    |                                |                |
| 599,990   | 558,074 | 357,242 | 309,567 | 251,556 | 248,469 | 3,878,913          | 1973 Automobile .....          | 1              |
| 418,923   |         |         |         |         |         |                    | 1974                           | 2              |
| 384,010   | 361,148 | 272,579 | 244,359 | 208,926 | 213,082 | 2,993,917          | 1973 Même jour .....           | 3              |
| 291,880   |         |         |         |         |         |                    | 1974                           | 4              |
| 19,134  | 20,083  | 10,604  | 8,694   | 6,264   | 6,065   | 102,654            | 1973 Une nuit .....            | 5              |
| 10,069  |         |         |         |         |         |                    | 1974                           | 6              |
| 196,846   | 176,843 | 74,059  | 56,514  | 36,366  | 29,322  | 782,342            | 1973 Deux nuits ou plus .....  | 7              |
| 116,974   |         |         |         |         |         |                    | 1974                           | 8              |
| 5,886   | 5,170   | 2,508   | 1,507   | 718     | 675     | 26,189             | 1973 Autocar .....             | 9              |
| 5,737   |         |         |         |         |         |                    | 1974                           | 10             |
| 1,343   | 1,131   | 886     | 751     | 503     | 485     | 10,864             | 1973 Même jour .....           | 11             |
| 1,182   |         |         |         |         |         |                    | 1974                           | 12             |
| 4,543   | 4,039   | 1,622   | 756     | 215     | 190     | 15,325             | 1973 Une nuit ou plus .....    | 13             |
| 4,555   |         |         |         |         |         |                    | 1974                           | 14             |
| 27  | 2       | 16      | 25      | 27      | 22      | 119                | 1973 Chemin de fer .....       | 15             |
| 34  |         |         |         |         |         |                    | 1974                           | 16             |
| 15,032  | 12,869  | 9,159   | 6,200   | 4,581   | 3,967   | 95,036             | 1973 Autres moyens .....       | 17             |
| 12,480  |         |         |         |         |         |                    | 1974                           | 18             |
| 620,935   | 576,115 | 368,925 | 317,299 | 256,882 | 253,133 | 4,000,257          | 1973 Total, par terre .....    | 19             |
| 437,174   |         |         |         |         |         |                    | 1974                           | 20             |
| <u>Par air</u>                                      |         |         |         |         |         |                    |                                |                |
| 997   | 120     | 864     | 1,169   | 870     | 1,037   | 10,584             | 1973 Commercial .....          | 21             |
| 1,174   |         |         |         |         |         |                    | 1974                           | 22             |
| 707   | 540     | 350     | 181     | 99      | 82      | 3,018              | 1973 Privé .....               | 23             |
| 685   |         |         |         |         |         |                    | 1974                           | 24             |
| 1,704   | 660     | 1,214   | 1,350   | 969     | 1,119   | 13,602             | 1973 Total, par air .....      | 25             |
| 1,859   |         |         |         |         |         |                    | 1974                           | 26             |
| <u>Par mer</u>                                      |         |         |         |         |         |                    |                                |                |
| -   | -       | -       | -       | 11      | -       | 14                 | 1973 Commercial .....          | 27             |
| -   |         |         |         |         |         |                    | 1974                           | 28             |
| 336   | 303     | 66      | 11      | -       | 9       | 785                | 1973 Privé .....               | 29             |
| 156   |         |         |         |         |         |                    | 1974                           | 30             |
| 336   | 303     | 66      | 11      | 11      | 9       | 799                | 1973 Total, par mer .....      | 31             |
| 156   |         |         |         |         |         |                    | 1974                           | 32             |
| 622,975   | 577,078 | 370,205 | 318,660 | 257,862 | 254,261 | 4,014,658          | 1973 Total .....               | 33             |
| 439,189   |         |         |         |         |         |                    | 1974                           | 34             |
| <b>Résidents des pays autres que les États-Unis</b> |         |         |         |         |         |                    |                                |                |
| <u>Par terre (via les É.-U.)</u>                    |         |         |         |         |         |                    |                                |                |
| 99  | 143     | 40      | 17      | 8       | 5       | 406                | 1973 Même jour .....           | 35             |
| 71  |         |         |         |         |         |                    | 1974                           | 36             |
| 249   | 306     | 120     | 43      | 24      | 11      | 945                | 1973 Une nuit ou plus .....    | 37             |
| 260   |         |         |         |         |         |                    | 1974                           | 38             |
| 348   | 449     | 160     | 60      | 32      | 16      | 1,351              | 1973 Total, par terre .....    | 39             |
| 331   |         |         |         |         |         |                    | 1974                           | 40             |
| <u>Par air</u>                                      |         |         |         |         |         |                    |                                |                |
| 15  | -       | 8       | 3       | -       | 1       | 29                 | 1973 Entrée directe .....      | 41             |
| 90  |         |         |         |         |         |                    | 1974                           | 42             |
| 39  | 4       | 87      | 143     | 96      | 87      | 782                | 1973 Entrée via les É.-U. .... | 43             |
| 51  |         |         |         |         |         |                    | 1974                           | 44             |
| 54  | 4       | 95      | 146     | 96      | 88      | 811                | 1973 Total, par air .....      | 45             |
| 141   |         |         |         |         |         |                    | 1974                           | 46             |
| <u>Par mer</u>                                      |         |         |         |         |         |                    |                                |                |
| -   | -       | 1       | 4       | 4       | -       | 10                 | 1973 Entrée directe .....      | 47             |
| -   |         |         |         |         |         |                    | 1974                           | 48             |
| -   | -       | -       | 4       | -       | -       | 9                  | 1973 Entrée via les É.-U. .... | 49             |
| -   |         |         |         |         |         |                    | 1974                           | 50             |
| -   | -       | 1       | 8       | 4       | -       | 19                 | 1973 Total, par mer .....      | 51             |
| -   |         |         |         |         |         |                    | 1974                           | 52             |
| 402   | 453     | 256     | 214     | 132     | 104     | 2,181              | 1973 Total .....               | 53             |
| 472   |         |         |         |         |         |                    | 1974                           | 54             |
| 623,377   | 577,531 | 370,461 | 318,874 | 257,994 | 254,365 | 4,016,839          | 1973 Total global .....        | 55             |
| 439,661   |         |         |         |         |         |                    | 1974                           | 56             |

TABLE 7B. Non-Resident Travellers Entering Canada by Country of Residence(1) - Continued

| No.                     | Country of residence             |      | J  | F  | M  | A   | M   | J   | Six months<br>-<br>Six mois |
|-------------------------|----------------------------------|------|----|----|----|-----|-----|-----|-----------------------------|
| <u>Europe</u>           |                                  |      |    |    |    |     |     |     |                             |
| 1                       | Austria .....                    | 1973 | -- | -- | 2  | --  | --  | --  | 2                           |
| 2                       |                                  | 1974 | -- | -- | -- | --  | --  | --  | --                          |
| 3                       | Azores .....                     | 1973 | -- | -- | -- | --  | --  | --  | --                          |
| 4                       |                                  | 1974 | -- | -- | -- | --  | --  | --  | --                          |
| 5                       | Belgium .....                    | 1973 | -- | -- | -- | --  | 2   | --  | 2                           |
| 6                       |                                  | 1974 | -- | -- | -- | --  | --  | 1   | 1                           |
| 7                       | Bulgaria .....                   | 1973 | -- | -- | -- | --  | --  | --  | --                          |
| 8                       |                                  | 1974 | -- | -- | -- | --  | --  | --  | --                          |
| 9                       | Czechoslovakia .....             | 1973 | -- | -- | 9  | --  | 1   | --  | 10                          |
| 10                      |                                  | 1974 | -- | -- | -- | --  | --  | --  | --                          |
| 11                      | Denmark .....                    | 1973 | -- | -- | -- | 1   | 3   | 1   | 5                           |
| 12                      |                                  | 1974 | -- | -- | -- | 1   | 1   | 9   | 11                          |
| 13                      | Finland .....                    | 1973 | -- | -- | -- | --  | 1   | 6   | 7                           |
| 14                      |                                  | 1974 | -- | -- | -- | --  | --  | 1   | 1                           |
| 15                      | France .....                     | 1973 | 3  | -- | 3  | 5   | 8   | 14  | 33                          |
| 16                      |                                  | 1974 | -- | 3  | 1  | 6   | 7   | 20  | 37                          |
| 17                      | Germany (Federal Republic) ..... | 1973 | 2  | 2  | 4  | 1   | 13  | 17  | 39                          |
| 18                      |                                  | 1974 | 4  | 1  | 7  | --  | 8   | 24  | 44                          |
| 19                      | Greece .....                     | 1973 | -- | -- | -- | --  | --  | 2   | 2                           |
| 20                      |                                  | 1974 | -- | -- | -- | --  | --  | --  | --                          |
| 21                      | Hungary .....                    | 1973 | -- | -- | -- | --  | --  | --  | --                          |
| 22                      |                                  | 1974 | -- | -- | -- | --  | --  | --  | --                          |
| 23                      | Ireland (Republic) .....         | 1973 | -- | -- | -- | --  | 4   | 2   | 6                           |
| 24                      |                                  | 1974 | -- | -- | -- | 1   | --  | --  | 1                           |
| 25                      | Italy .....                      | 1973 | -- | -- | 2  | --  | 1   | 7   | 10                          |
| 26                      |                                  | 1974 | -- | -- | 1  | --  | 2   | 3   | 6                           |
| 27                      | Malta .....                      | 1973 | -- | -- | -- | --  | 2   | --  | 2                           |
| 28                      |                                  | 1974 | -- | -- | -- | --  | --  | --  | --                          |
| 29                      | Netherlands, The .....           | 1973 | -- | 1  | -- | 1   | 1   | 10  | 13                          |
| 30                      |                                  | 1974 | 1  | -- | 2  | 2   | 1   | 11  | 17                          |
| 31                      | Norway .....                     | 1973 | 2  | 2  | 3  | 1   | 4   | 10  | 22                          |
| 32                      |                                  | 1974 | 3  | 4  | 2  | 1   | 1   | 2   | 13                          |
| 33                      | Poland .....                     | 1973 | -- | -- | -- | --  | --  | 1   | 2                           |
| 34                      |                                  | 1974 | -- | -- | -- | 1   | 1   | --  | 1                           |
| 35                      | Portugal .....                   | 1973 | -- | -- | -- | 1   | --  | --  | 1                           |
| 36                      |                                  | 1974 | -- | -- | -- | --  | --  | 3   | 4                           |
| 37                      | Rumania .....                    | 1973 | 1  | -- | -- | --  | --  | --  | --                          |
| 38                      |                                  | 1974 | -- | -- | -- | --  | --  | --  | --                          |
| 39                      | Spain .....                      | 1973 | -- | -- | -- | 15  | 7   | 16  | 38                          |
| 40                      |                                  | 1974 | -- | -- | -- | 2   | --  | 4   | 2                           |
| 41                      | Sweden .....                     | 1973 | -- | 3  | 3  | --  | 4   | 4   | 14                          |
| 42                      |                                  | 1974 | 1  | -- | 6  | --  | 2   | 11  | 20                          |
| 43                      | Switzerland .....                | 1973 | -- | 1  | -- | --  | 3   | 7   | 11                          |
| 44                      |                                  | 1974 | 1  | -- | 2  | 1   | 1   | 6   | 11                          |
| 45                      | Turkey .....                     | 1973 | -- | -- | -- | --  | --  | --  | --                          |
| 46                      |                                  | 1974 | -- | -- | -- | --  | --  | --  | --                          |
| 47                      | United Kingdom .....             | 1973 | 8  | 11 | 1  | 20  | 58  | 100 | 198                         |
| 48                      |                                  | 1974 | 53 | 23 | 52 | 99  | 26  | 128 | 381                         |
| 49                      | U.S.S.R. ....                    | 1973 | -- | -- | -- | --  | --  | --  | --                          |
| 50                      |                                  | 1974 | -- | -- | -- | --  | --  | --  | --                          |
| 51                      | Yugoslavia .....                 | 1973 | -- | -- | -- | --  | --  | --  | --                          |
| 52                      |                                  | 1974 | -- | -- | -- | --  | --  | --  | --                          |
| 53                      | Other .....                      | 1973 | -- | 1  | -- | --  | 10  | --  | 11                          |
| 54                      |                                  | 1974 | -- | -- | -- | --  | --  | --  | --                          |
| 55                      | Total .....                      | 1973 | 15 | 21 | 27 | 45  | 123 | 197 | 428                         |
| 56                      |                                  | 1974 | 64 | 31 | 73 | 114 | 49  | 219 | 550                         |
| <u>Africa</u>           |                                  |      |    |    |    |     |     |     |                             |
| 57                      | Algeria .....                    | 1973 | -- | -- | -- | --  | --  | --  | --                          |
| 58                      |                                  | 1974 | -- | -- | -- | --  | --  | --  | --                          |
| 59                      | Egypt .....                      | 1973 | -- | -- | -- | --  | --  | 1   | 1                           |
| 60                      |                                  | 1974 | -- | -- | -- | --  | --  | --  | --                          |
| 61                      | Rhodesia .....                   | 1973 | -- | -- | -- | --  | --  | --  | --                          |
| 62                      |                                  | 1974 | -- | -- | -- | --  | --  | --  | --                          |
| 63                      | South Africa .....               | 1973 | -- | -- | -- | --  | 1   | 4   | 5                           |
| 64                      |                                  | 1974 | -- | -- | -- | --  | --  | 3   | 3                           |
| 65                      | Other .....                      | 1973 | 3  | -- | -- | 4   | --  | 2   | 11                          |
| 66                      |                                  | 1974 | -- | -- | 2  | --  | --  | 1   | 3                           |
| 67                      | Total .....                      | 1973 | 3  | -- | -- | 4   | 3   | 7   | 17                          |
| 68                      |                                  | 1974 | -- | -- | 2  | --  | --  | 4   | 6                           |
| <u>Asia (Continued)</u> |                                  |      |    |    |    |     |     |     |                             |
| 69                      | Bangladesh .....                 | 1973 | -- | -- | -- | --  | --  | --  | --                          |
| 70                      |                                  | 1974 | -- | -- | -- | --  | --  | --  | --                          |
| 71                      | China .....                      | 1973 | -- | -- | -- | --  | --  | --  | --                          |
| 72                      |                                  | 1974 | -- | -- | -- | --  | --  | --  | --                          |
| 73                      | Hong Kong .....                  | 1973 | -- | -- | 3  | --  | --  | 3   | 6                           |
| 74                      |                                  | 1974 | -- | -- | -- | --  | --  | --  | --                          |
| 75                      | India .....                      | 1973 | 1  | 2  | 2  | 1   | 4   | 2   | 12                          |
| 76                      |                                  | 1974 | -- | 1  | 3  | 2   | 1   | 10  | 17                          |

See footnote(s) at the end of the table.

TABLEAU 7B. Voyageurs non résidents entrant au Canada, selon le pays de résidence(1) - suite

| J                   | A   | S   | O   | N  | D  | Year<br>-<br>Année | Pays de<br>résidence                       | N° |
|---------------------|-----|-----|-----|----|----|--------------------|--|----|
| <u>Europe</u>       |     |     |     |    |    |                    |  |    |
| 1                   | 3   | 3   | 1   | -  | 1  | 11                 | 1973 Autriche .....                        | 1  |
| 2                   | -   | -   | -   | -  | -  | -                  | 1974 .....                                 | 2  |
| -                   | -   | -   | -   | -  | -  | -                  | 1973 Açores .....                          | 3  |
| 8                   | 4   | -   | -   | 1  | 1  | 16                 | 1974 .....                                 | 4  |
| 3                   | -   | -   | -   | -  | -  | -                  | 1973 Belgique .....                        | 5  |
| -                   | -   | -   | -   | -  | -  | -                  | 1974 .....                                 | 6  |
| -                   | 2   | -   | -   | -  | -  | 12                 | 1973 Bulgarie .....                        | 7  |
| -                   | -   | -   | -   | -  | -  | -                  | 1974 .....                                 | 8  |
| 6                   | 14  | 3   | -   | -  | -  | 28                 | 1973 Tchecoslovaquie .....                 | 9  |
| 6                   | -   | -   | -   | -  | -  | -                  | 1974 .....                                 | 10 |
| 4                   | 1   | -   | -   | -  | 2  | 14                 | 1973 Danemark .....                        | 11 |
| 2                   | -   | -   | -   | -  | -  | -                  | 1974 .....                                 | 12 |
| 51                  | 75  | 25  | 8   | 9  | 9  | 210                | 1973 Finlande .....                        | 13 |
| 46                  | -   | -   | -   | -  | -  | -                  | 1974 .....                                 | 14 |
| 37                  | 43  | 21  | 9   | 8  | 6  | 163                | 1973 France .....                          | 15 |
| 47                  | -   | -   | -   | -  | -  | -                  | 1974 .....                                 | 16 |
| -                   | 1   | 5   | 3   | -  | -  | 11                 | 1973 Allemagne (République fédérale) ..... | 17 |
| 2                   | -   | -   | -   | -  | -  | -                  | 1974 .....                                 | 18 |
| 6                   | 2   | 4   | 1   | -  | 2  | 21                 | 1973 Grèce .....                           | 19 |
| 5                   | -   | -   | -   | -  | -  | -                  | 1974 .....                                 | 20 |
| 8                   | 4   | -   | 10  | -  | 2  | 34                 | 1973 Hongrie .....                         | 21 |
| 1                   | -   | -   | -   | -  | -  | 2                  | 1974 .....                                 | 22 |
| -                   | 7   | 5   | 6   | 1  | 4  | 59                 | 1973 Irlande (République) .....            | 23 |
| 23                  | -   | -   | -   | -  | -  | -                  | 1974 .....                                 | 24 |
| 26                  | 1   | 4   | 5   | 3  | 1  | 39                 | 1973 Italie .....                          | 25 |
| 3                   | -   | -   | -   | -  | -  | -                  | 1974 .....                                 | 26 |
| 2                   | -   | -   | -   | -  | -  | 2                  | 1973 Malte .....                           | 27 |
| 2                   | -   | -   | -   | -  | -  | -                  | 1974 .....                                 | 28 |
| 4                   | 7   | 5   | 6   | 1  | 4  | 59                 | 1973 Pays-Bas .....                        | 29 |
| -                   | -   | -   | -   | -  | -  | -                  | 1974 .....                                 | 30 |
| 21                  | 1   | 4   | 5   | 3  | 1  | 39                 | 1973 Norvège .....                         | 31 |
| 5                   | -   | -   | -   | -  | -  | -                  | 1974 .....                                 | 32 |
| 16                  | -   | -   | -   | -  | -  | 2                  | 1973 Pologne .....                         | 33 |
| 5                   | -   | -   | -   | -  | -  | -                  | 1974 .....                                 | 34 |
| 1                   | -   | -   | -   | -  | -  | 1                  | 1973 Portugal .....                        | 35 |
| 1                   | -   | -   | -   | -  | -  | -                  | 1974 .....                                 | 36 |
| 149                 | 195 | 101 | 92  | 49 | 21 | 805                | 1973 Roumanie .....                        | 37 |
| 221                 | -   | -   | -   | -  | -  | -                  | 1974 .....                                 | 38 |
| -                   | 2   | 2   | 2   | 1  | 2  | 47                 | 1973 Espagne .....                         | 39 |
| -                   | -   | -   | -   | -  | -  | -                  | 1974 .....                                 | 40 |
| 2                   | 11  | 2   | 10  | 3  | -  | 61                 | 1973 Suède .....                           | 41 |
| 5                   | -   | -   | -   | -  | -  | -                  | 1974 .....                                 | 42 |
| 16                  | 4   | 3   | 5   | 2  | 3  | 44                 | 1973 Suisse .....                          | 43 |
| 5                   | -   | -   | -   | -  | -  | -                  | 1974 .....                                 | 44 |
| 1                   | -   | -   | 4   | -  | -  | 5                  | 1973 Turquie .....                         | 45 |
| 1                   | -   | -   | -   | -  | -  | -                  | 1974 .....                                 | 46 |
| 335                 | 195 | 101 | 92  | 49 | 21 | 805                | 1973 Royaume-Uni .....                     | 47 |
| 382                 | -   | -   | -   | -  | -  | -                  | 1974 .....                                 | 48 |
| -                   | -   | -   | -   | -  | -  | -                  | 1973 U.R.S.S. ....                         | 49 |
| -                   | 2   | -   | -   | -  | -  | 2                  | 1974 .....                                 | 50 |
| -                   | -   | -   | -   | -  | -  | -                  | 1973 Yougoslavie .....                     | 51 |
| 1                   | -   | -   | -   | -  | -  | -                  | 1974 .....                                 | 52 |
| -                   | -   | 1   | -   | -  | -  | 13                 | 1973 Autres .....                          | 53 |
| -                   | -   | -   | -   | -  | -  | -                  | 1974 .....                                 | 54 |
| 335                 | 371 | 179 | 156 | 77 | 54 | 1,600              | 1973 Total .....                           | 55 |
| 382                 | -   | -   | -   | -  | -  | -                  | 1974 .....                                 | 56 |
| <u>Afrique</u>      |     |     |     |    |    |                    |  |    |
| -                   | -   | -   | -   | -  | -  | -                  | 1973 Algérie .....                         | 57 |
| -                   | -   | -   | -   | -  | -  | -                  | 1974 .....                                 | 58 |
| -                   | -   | -   | -   | -  | -  | 1                  | 1973 Égypte .....                          | 59 |
| -                   | 2   | -   | -   | 2  | -  | 4                  | 1974 .....                                 | 60 |
| -                   | -   | -   | -   | -  | -  | -                  | 1973 Rhodésie .....                        | 61 |
| 2                   | 1   | -   | -   | 6  | 4  | 18                 | 1974 .....                                 | 62 |
| 4                   | -   | -   | -   | -  | -  | -                  | 1973 Afrique du Sud .....                  | 63 |
| 2                   | 6   | 3   | -   | -  | 1  | 23                 | 1974 .....                                 | 64 |
| -                   | -   | -   | -   | -  | -  | -                  | 1973 Autres .....                          | 65 |
| 4                   | -   | -   | -   | -  | -  | -                  | 1974 .....                                 | 66 |
| 4                   | 9   | 3   | -   | 8  | 5  | 46                 | 1973 Total .....                           | 67 |
| 4                   | -   | -   | -   | -  | -  | -                  | 1974 .....                                 | 68 |
| <u>Asie (suite)</u> |     |     |     |    |    |                    |  |    |
| -                   | -   | -   | -   | -  | -  | -                  | 1973 Bangladesh .....                      | 69 |
| -                   | -   | -   | -   | -  | -  | -                  | 1974 .....                                 | 70 |
| -                   | -   | -   | -   | -  | -  | -                  | 1973 Chine .....                           | 71 |
| 1                   | -   | -   | -   | -  | -  | -                  | 1974 .....                                 | 72 |
| -                   | -   | 7   | -   | -  | 5  | 18                 | 1973 Hong-Kong .....                       | 73 |
| -                   | -   | -   | -   | -  | -  | -                  | 1974 .....                                 | 74 |
| 3                   | 6   | 10  | 7   | -  | 5  | 43                 | 1973 Inde .....                            | 75 |
| 11                  | -   | -   | -   | -  | -  | -                  | 1974 .....                                 | 76 |

Voir renvoi(s) à la fin du tableau.

TABLE 7B. Non-resident Travellers Entering Canada by Country of Residence(1) - Concluded

| No.   | Country of residence          |         | J       | F       | M       | A       | M       | J         | Six months<br>-<br>Six mois |
|---|-------------------------------|---------|---------|---------|---------|---------|---------|-----------|-----------------------------|
| <u>Asia - Concluded</u>                                 |                               |         |         |         |         |         |         |           |                             |
| 1   | Israel .....                  | 1973    | -       | -       | -       | -       | -       | -         | -                           |
| 2   | 1974                          | -       | -       | -       | -       | -       | -       | -         | -                           |
| 3   | Japan .....                   | 1973    | 2       | 3       | 1       | -       | 9       | 7         | 22                          |
| 4   | 1974                          | 1       | -       | 2       | 32      | 4       | 7       | 46        |                             |
| 5   | Korea, South .....            | 1973    | -       | -       | -       | -       | 1       | -         | 1                           |
| 6   | 1974                          | -       | -       | 1       | 2       | -       | -       | -         | 3                           |
| 7   | Lebanon .....                 | 1973    | -       | -       | -       | -       | -       | -         | -                           |
| 8   | 1974                          | -       | -       | -       | -       | -       | -       | -         | -                           |
| 9   | Pakistan .....                | 1973    | -       | -       | -       | -       | -       | 1         | 1                           |
| 10  | 1974                          | -       | -       | -       | 1       | 1       | 6       | 8         |                             |
| 11  | Philippines .....             | 1973    | -       | -       | -       | -       | -       | -         | -                           |
| 12  | 1974                          | -       | -       | -       | 1       | -       | 1       | 2         |                             |
| 13  | Sri Lanka .....               | 1973    | -       | -       | -       | -       | -       | -         | -                           |
| 14  | 1974                          | -       | -       | -       | -       | -       | -       | -         | -                           |
| 15  | Syria .....                   | 1973    | -       | -       | -       | -       | -       | -         | -                           |
| 16  | 1974                          | -       | -       | -       | -       | -       | -       | -         | -                           |
| 17  | Taiwan .....                  | 1973    | -       | 1       | -       | -       | 2       | 3         | 6                           |
| 18  | 1974                          | -       | -       | -       | -       | -       | -       | -         | -                           |
| 19  | Other .....                   | 1973    | -       | -       | -       | -       | 1       | -         | 1                           |
| 20  | 1974                          | 2       | -       | -       | -       | -       | -       | 2         | 4                           |
| 21  | Total .....                   | 1973    | 3       | 6       | 6       | 1       | 17      | 16        | 49                          |
| 22  | 1974                          | 3       | 1       | 6       | 38      | 6       | 26      | 80        |                             |
| <u>North America, Central<br/>America and Caribbean</u> |                               |         |         |         |         |         |         |           |                             |
| 23  | Antigua .....                 | 1973    | -       | -       | -       | -       | -       | -         | -                           |
| 24  | 1974                          | -       | -       | -       | -       | -       | -       | -         | -                           |
| 25  | Bahamas .....                 | 1973    | 1       | -       | -       | -       | -       | -         | 1                           |
| 26  | 1974                          | -       | -       | -       | -       | 1       | -       | -         | 1                           |
| 27  | Barbados .....                | 1973    | -       | -       | 1       | -       | -       | -         | 1                           |
| 28  | 1974                          | 1       | 2       | -       | -       | -       | -       | -         | 3                           |
| 29  | Bermuda .....                 | 1973    | 4       | 1       | -       | -       | 3       | -         | 8                           |
| 30  | 1974                          | -       | -       | 1       | 1       | 2       | 37      | 41        |                             |
| 31  | Cuba .....                    | 1973    | -       | -       | 3       | -       | -       | -         | 3                           |
| 32  | 1974                          | -       | -       | -       | -       | 2       | -       | -         | 2                           |
| 33  | Haiti .....                   | 1973    | -       | -       | -       | -       | -       | -         | -                           |
| 34  | 1974                          | -       | -       | -       | -       | 1       | -       | -         | 1                           |
| 35  | Jamaica .....                 | 1973    | -       | 1       | 4       | -       | 1       | 1         | 7                           |
| 36  | 1974                          | 1       | -       | 2       | -       | -       | 2       | 5         |                             |
| 37  | Mexico .....                  | 1973    | 1       | -       | -       | -       | -       | 3         | 3                           |
| 38  | 1974                          | -       | -       | -       | -       | -       | -       | -         | -                           |
| 39  | St. Pierre and Miquelon ..... | 1973    | -       | -       | -       | -       | -       | -         | -                           |
| 40  | 1974                          | -       | -       | -       | -       | -       | -       | -         | -                           |
| 41  | Trinidad and Tobago .....     | 1973    | 1       | 2       | -       | 2       | 1       | 7         | 3                           |
| 42  | 1974                          | 1       | 1       | 2       | -       | -       | -       | -         | 4                           |
| 43  | United States .....           | 1973    | 197,259 | 183,530 | 237,190 | 280,036 | 316,855 | 398,747   | 1,613,617                   |
| 44  | 1974                          | 194,764 | 184,842 | 196,175 | 216,587 | 248,686 | 310,839 | 1,351,893 |                             |
| 45  | Other .....                   | 1973    | 1       | -       | 1       | 2       | 3       | 28        | 35                          |
| 46  | 1974                          | 10      | -       | 1       | 2       | 2       | 11      | 26        |                             |
| 47  | Total .....                   | 1973    | 197,266 | 183,534 | 237,199 | 280,040 | 316,863 | 398,786   | 1,613,688                   |
| 48  | 1974                          | 194,777 | 184,845 | 196,181 | 216,590 | 248,694 | 310,889 | 1,351,976 |                             |
| <u>South America</u>                                    |                               |         |         |         |         |         |         |           |                             |
| 49  | Argentina .....               | 1973    | -       | 1       | -       | 1       | -       | 1         | 3                           |
| 50  | 1974                          | -       | 1       | 1       | -       | -       | 2       | 4         | 8                           |
| 51  | Brazil .....                  | 1973    | -       | -       | -       | -       | 1       | 3         | 4                           |
| 52  | 1974                          | 2       | -       | 2       | 2       | -       | -       | -         | 6                           |
| 53  | Colombia .....                | 1973    | -       | -       | -       | -       | -       | -         | -                           |
| 54  | 1974                          | -       | 2       | 1       | 2       | 1       | -       | -         | 6                           |
| 55  | Guyana .....                  | 1973    | -       | -       | -       | -       | -       | 2         | 2                           |
| 56  | 1974                          | -       | -       | -       | -       | -       | -       | -         | -                           |
| 57  | Venezuela .....               | 1973    | -       | -       | -       | 3       | -       | -         | 3                           |
| 58  | 1974                          | -       | -       | -       | -       | -       | -       | -         | -                           |
| 59  | Other .....                   | 1973    | -       | 2       | -       | -       | -       | 1         | 3                           |
| 60  | 1974                          | 2       | -       | 1       | 7       | -       | -       | 1         | 11                          |
| 61  | Total .....                   | 1973    | -       | 3       | -       | 4       | 1       | 7         | 15                          |
| 62  | 1974                          | 4       | 3       | 5       | 11      | 3       | 5       | 31        |                             |
| <u>Oceania and Other<br/>Ocean Islands</u>              |                               |         |         |         |         |         |         |           |                             |
| 63  | Australia .....               | 1973    | 3       | 1       | 2       | 3       | 10      | 12        | 31                          |
| 64  | 1974                          | 2       | 3       | 1       | 3       | 2       | 14      | 25        |                             |
| 65  | New Zealand .....             | 1973    | -       | 2       | -       | 3       | 1       | 1         | 7                           |
| 66  | 1974                          | 1       | -       | -       | -       | -       | 4       | 5         |                             |
| 67  | Other .....                   | 1973    | -       | -       | -       | -       | 2       | -         | 2                           |
| 68  | 1974                          | -       | -       | -       | -       | -       | -       | -         | -                           |
| 69  | Total .....                   | 1973    | 3       | 3       | 2       | 6       | 13      | 13        | 40                          |
| 70  | 1974                          | 3       | 3       | 1       | 3       | 2       | 18      | 30        |                             |
| 71  | Grand total .....             | 1973    | 197,290 | 183,567 | 237,234 | 280,100 | 317,020 | 399,026   | 1,614,237                   |
| 72  | 1974                          | 194,851 | 184,883 | 196,268 | 216,756 | 248,754 | 311,161 | 1,352,673 |                             |

(1) Additional data are available by country on request.



TABLEAU 7B. Voyageurs non résidents entrant au Canada, selon le pays de résidence(1) - fin

| J       | A       | S       | O       | N       | D       | Year<br>-<br>Année | Fays de<br>résidence                                       | No |
|---------|---------|---------|---------|---------|---------|--------------------|--|----|
|         |         |         |         |         |         |                    | <u>Asie - fin</u>  |    |
| 4       | 7       | -       | -       | -       | -       | 11                 | 1973 Israël .....  | 1  |
| 2       |         |         |         |         |         |                    | 1974 .....   | 2  |
| 11      | 21      | 11      | 15      | 10      | 6       | 96                 | 1973 Japon .....   | 3  |
| 12      |         |         |         |         |         |                    | 1974 .....   | 4  |
| 1       | -       | -       | -       | 2       | -       | 4                  | 1973 Corée du Sud .....                                    | 5  |
| -       | -       | -       | -       | 1       | -       | 1                  | 1974 Liban .....   | 6  |
| -       | -       | -       | -       | -       | -       |                    | 1973 .....   | 7  |
| -       | -       | -       | -       | -       | -       |                    | 1974 .....   | 8  |
| 6       | 1       | -       | -       | 18      | 1       | 21                 | 1973 Pakistan .....  | 9  |
| 3       | -       | 1       | -       | -       | -       | 4                  | 1974 Philippines .....                                     | 10 |
| 1       | -       | -       | 1       | -       | -       | 1                  | 1973 Sri Lanka .....                                       | 11 |
| -       | -       | -       | -       | -       | -       |                    | 1974 .....   | 12 |
| -       | -       | -       | -       | -       | -       |                    | 1973 Syrie .....   | 13 |
| -       | -       | -       | -       | -       | -       |                    | 1974 .....   | 14 |
| 1       | -       | -       | 1       | -       | 1       | 9                  | 1973 Taïwan .....  | 15 |
| -       | -       | -       | -       | -       | -       |                    | 1974 .....   | 16 |
| 1       | 3       | 2       | -       | -       | 3       | 10                 | 1973 Autres .....  | 17 |
| 2       |         |         |         |         |         |                    | 1974 .....   | 18 |
| 24      | 38      | 31      | 24      | 31      | 21      | 218                | 1973 Total .....   | 19 |
| 35      |         |         |         |         |         |                    | 1974 .....   | 20 |
|         |         |         |         |         |         |                    | <u>Amérique du Nord,<br/>Amérique centrale et Antilles</u> |    |
| -       | -       | -       | -       | -       | -       | -                  | 1973 Antigua .....   | 23 |
| -       | -       | -       | -       | -       | -       |                    | 1974 .....   | 24 |
| 1       | 3       | -       | 1       | -       | 1       | 6                  | 1973 Bahamas .....   | 25 |
| -       | -       | -       | -       | -       | -       |                    | 1974 .....   | 26 |
| -       | -       | 2       | -       | -       | -       | 3                  | 1973 Barbade .....   | 27 |
| -       | -       | -       | -       | -       | -       |                    | 1974 .....   | 28 |
| 1       | -       | 11      | 18      | 3       | 16      | 57                 | 1973 Bermudes .....  | 29 |
| 5       | -       | -       | -       | -       | -       | 4                  | 1974 Cuba .....  | 30 |
| 1       | -       | -       | -       | -       | -       |                    | 1973 Haïti .....   | 31 |
| -       | -       | -       | -       | -       | 1       | 1                  | 1974 Haïti .....   | 32 |
| -       | -       | -       | -       | -       | -       |                    | 1973 Jamaïque .....  | 33 |
| 1       | -       | 1       | -       | -       | -       | 8                  | 1974 Jamaïque .....  | 34 |
| 3       | -       | 11      | 1       | -       | -       | 18                 | 1973 Mexique .....   | 35 |
| 1       | -       | -       | -       | -       | -       |                    | 1974 .....   | 36 |
| -       | -       | -       | -       | -       | -       |                    | 1973 St. Pierre-et-Miquelon .....                          | 37 |
| -       | -       | -       | -       | -       | -       |                    | 1974 .....   | 38 |
| 1       | 4       | -       | 1       | -       | -       | 18                 | 1973 Trinité et Tobago .....                               | 39 |
| 622,975 | 577,078 | 370,205 | 318,660 | 257,862 | 254,261 | 4,014,658          | 1974 États-Unis .....                                      | 40 |
| 439,189 |         |         |         |         |         |                    | 1973 .....   | 41 |
| 4       | 2       | 4       | -       | -       | -       | 45                 | 1974 Autres .....  | 42 |
| 6       |         |         |         |         |         |                    | 1974 .....   | 43 |
| 622,984 | 577,087 | 370,234 | 318,681 | 257,865 | 254,279 | 4,014,818          | 1973 Total .....   | 44 |
| 439,205 |         |         |         |         |         |                    | 1974 .....   | 45 |
|         |         |         |         |         |         |                    | <u>Amérique du Sud</u>                                     |    |
| -       | -       | -       | -       | 3       | -       | 6                  | 1973 Argentine .....                                       | 49 |
| 2       | -       | -       | -       | -       | -       | 4                  | 1974 Brésil .....  | 50 |
| -       | -       | -       | -       | -       | -       |                    | 1973 Colombie .....  | 51 |
| 2       | -       | 1       | -       | -       | -       | 1                  | 1974 Colombie .....  | 52 |
| -       | -       | 1       | 1       | 1       | -       | 5                  | 1973 Guyane .....  | 53 |
| -       | -       | -       | -       | -       | -       |                    | 1974 .....   | 54 |
| -       | 2       | 1       | -       | 5       | -       | 11                 | 1973 Venezuela .....                                       | 55 |
| 5       | -       | -       | -       | -       | -       |                    | 1974 .....   | 56 |
| 11      | 5       | 1       | -       | -       | -       | 20                 | 1973 Autres .....  | 57 |
| 1       |         |         |         |         |         |                    | 1974 .....   | 58 |
| 11      | 7       | 4       | 1       | 9       | -       | 47                 | 1973 Total .....   | 59 |
| 12      |         |         |         |         |         |                    | 1974 .....   | 60 |
|         |         |         |         |         |         |                    | <u>Océanie et autres îles<br/>océaniques</u>               |    |
| 11      | 19      | 5       | 11      | 4       | 6       | 87                 | 1973 Australie .....                                       | 63 |
| 18      |         |         |         |         |         |                    | 1974 .....   | 64 |
| 5       | -       | 5       | 1       | -       | -       | 18                 | 1973 Nouvelle-Zélande .....                                | 65 |
| 5       | -       | -       | -       | -       | -       |                    | 1974 .....   | 66 |
| 3       | -       | -       | -       | -       | -       | 5                  | 1973 Autres .....  | 67 |
| -       |         |         |         |         |         |                    | 1974 .....   | 68 |
| 19      | 19      | 10      | 12      | 4       | 6       | 110                | 1973 Total .....   | 69 |
| 23      |         |         |         |         |         |                    | 1974 .....   | 70 |
| 623,377 | 577,531 | 370,461 | 318,874 | 257,994 | 254,365 | 4,016,839          | 1973 Total global .....                                    | 71 |
| 439,661 |         |         |         |         |         |                    | 1974 .....   | 72 |

(1) D'autres renseignements sont disponibles par pays, sur demande.

TABLE 7C. Resident Travellers Returning to Canada by Type of Transportation

| No.  | Type of transportation             | J       | F       | M       | A       | M       | J       | Six months<br>-<br>Six mois |
|--|------------------------------------|---------|---------|---------|---------|---------|---------|-----------------------------|
| Returning from the United States(1)                      |                                    |         |         |         |         |         |         |                             |
| <u>Land</u>  |                                    |         |         |         |         |         |         |                             |
| 1  | Automobile ..... 1973              | 331,659 | 309,035 | 420,049 | 450,553 | 491,046 | 528,163 | 2,530,505                   |
| 2  | ..... 1974                         | 315,351 | 295,142 | 355,255 | 379,514 | 422,557 | 447,641 | 2,215,460                   |
| 3  | Same day ..... 1973                | 312,557 | 293,551 | 389,099 | 413,300 | 452,022 | 485,154 | 2,345,683                   |
| 4  | ..... 1974                         | 298,444 | 281,959 | 339,508 | 359,429 | 398,998 | 419,720 | 2,098,058                   |
| 5  | One night ..... 1973               | 3,039   | 2,833   | 3,758   | 3,953   | 5,530   | 6,385   | 25,498                      |
| 6  | ..... 1974                         | 2,813   | 2,039   | 1,560   | 2,176   | 2,609   | 4,033   | 15,230                      |
| 7  | Two or more nights ..... 1973      | 16,063  | 12,651  | 27,192  | 33,300  | 33,494  | 36,624  | 159,324                     |
| 8  | ..... 1974                         | 14,094  | 11,144  | 14,187  | 17,909  | 20,950  | 23,888  | 102,172                     |
| 9  | Bus ..... 1973                     | 649     | 669     | 746     | 902     | 1,148   | 1,614   | 5,728                       |
| 10   | ..... 1974                         | 737     | 487     | 1,147   | 741     | 939     | 1,513   | 5,564                       |
| 11   | Same day ..... 1973                | 338     | 233     | 99      | 267     | 586     | 937     | 2,460                       |
| 12   | ..... 1974                         | 265     | 257     | 250     | 171     | 401     | 674     | 2,018                       |
| 13   | One or more nights ..... 1973      | 311     | 436     | 647     | 635     | 562     | 677     | 3,268                       |
| 14   | ..... 1974                         | 472     | 230     | 897     | 570     | 538     | 839     | 3,546                       |
| 15   | Rail ..... 1973                    | -       | -       | -       | -       | -       | -       | -                           |
| 16   | ..... 1974                         | 31      | 18      | 55      | 30      | 12      | 28      | 174                         |
| 17   | Other methods ..... 1973           | 7,744   | 7,629   | 13,544  | 15,652  | 17,610  | 23,003  | 85,182                      |
| 18   | ..... 1974                         | 6,816   | 6,753   | 8,500   | 11,679  | 15,209  | 20,202  | 69,159                      |
| 19   | Total land ..... 1973              | 340,052 | 317,333 | 434,339 | 467,107 | 509,804 | 552,780 | 2,621,415                   |
| 20   | ..... 1974                         | 322,935 | 302,400 | 364,957 | 391,964 | 438,717 | 469,384 | 2,290,357                   |
| <u>Air</u>   |                                    |         |         |         |         |         |         |                             |
| 21   | Commercial ..... 1973              | 904     | 617     | 970     | 947     | 1,282   | 1,048   | 5,768                       |
| 22   | ..... 1974                         | 1,062   | 912     | 1,589   | 1,672   | 336     | 452     | 6,023                       |
| 23   | Private ..... 1973                 | 112     | 71      | 78      | 105     | 114     | 113     | 593                         |
| 24   | ..... 1974                         | 76      | 88      | 129     | 153     | 130     | 129     | 705                         |
| 25   | Total air ..... 1973               | 1,016   | 688     | 1,048   | 1,052   | 1,396   | 1,161   | 6,361                       |
| 26   | ..... 1974                         | 1,138   | 1,000   | 1,718   | 1,825   | 466     | 581     | 6,728                       |
| <u>Marine</u>  |                                    |         |         |         |         |         |         |                             |
| 27   | Commercial ..... 1973              | -       | -       | -       | -       | -       | -       | -                           |
| 28   | ..... 1974                         | -       | -       | -       | -       | -       | -       | -                           |
| 29   | Private ..... 1973                 | -       | -       | -       | -       | 5       | 4       | 9                           |
| 30   | ..... 1974                         | -       | 12      | 13      | -       | 2       | -       | 27                          |
| 31   | Total marine ..... 1973            | -       | -       | -       | -       | 5       | 4       | 9                           |
| 32   | ..... 1974                         | -       | 12      | 13      | -       | 2       | -       | 27                          |
| 33   | Total ..... 1973                   | 341,068 | 318,021 | 435,387 | 468,159 | 511,205 | 553,945 | 2,627,785                   |
| 34   | ..... 1974                         | 324,073 | 303,412 | 366,688 | 393,789 | 439,185 | 469,965 | 2,297,112                   |
| Returning from countries other than the United States(2) |                                    |         |         |         |         |         |         |                             |
| <u>Land (via the U.S.A.)</u>                             |                                    |         |         |         |         |         |         |                             |
| 35   | ..... 1973                         | 6       | -       | -       | 3       | 8       | -       | 17                          |
| 36   | ..... 1974                         | 1       | 11      | 16      | 1       | -       | 5       | 34                          |
| <u>Air</u>   |                                    |         |         |         |         |         |         |                             |
| 37   | Returning direct ..... 1973        | -       | -       | 539     | -       | 107     | 31      | 677                         |
| 38   | ..... 1974                         | -       | -       | 122     | 507     | 2       | 71      | 702                         |
| 39   | Returning via the U.S.A. .... 1973 | 62      | 46      | 40      | 21      | 37      | 24      | 230                         |
| 40   | ..... 1974                         | 67      | 17      | 63      | 133     | 1       | 10      | 291                         |
| 41   | Total air ..... 1973               | 62      | 46      | 579     | 21      | 144     | 55      | 907                         |
| 42   | ..... 1974                         | 67      | 17      | 185     | 640     | 3       | 81      | 993                         |
| <u>Marine</u>  |                                    |         |         |         |         |         |         |                             |
| 43   | Returning direct ..... 1973        | -       | 2       | 1       | -       | -       | -       | 3                           |
| 44   | ..... 1974                         | -       | -       | -       | -       | -       | 2       | 2                           |
| 45   | Returning via the U.S.A. .... 1973 | -       | -       | -       | -       | -       | -       | -                           |
| 46   | ..... 1974                         | -       | -       | -       | -       | -       | -       | -                           |
| 47   | Total marine ..... 1973            | -       | 2       | 1       | -       | -       | -       | 3                           |
| 48   | ..... 1974                         | -       | -       | -       | -       | -       | 2       | 2                           |
| 49   | Total ..... 1973                   | 68      | 48      | 580     | 24      | 152     | 55      | 927                         |
| 50   | ..... 1974                         | 68      | 28      | 201     | 641     | 3       | 88      | 1,029                       |
| 51   | Grand total ..... 1973             | 341,136 | 318,069 | 435,967 | 468,183 | 511,357 | 554,000 | 2,628,712                   |
| 52   | ..... 1974                         | 324,141 | 303,440 | 366,889 | 394,430 | 439,188 | 470,053 | 2,298,141                   |

(1) Continental United States and Alaska.

(2) Includes Hawaii, Puerto Rico, Philippines and other U.S. protectorates.

TABLEAU 7C. Voyageurs résidents revenant au Canada, selon le moyen de transport

| J   | A       | S       | O       | N       | D       | Year<br>-<br>Année | Moyen de<br>transport           | Nº |
|---|---------|---------|---------|---------|---------|--------------------|---------------------------------|----|
| Rentrée des États-Unis(1)                     |         |         |         |         |         |                    |                                 |    |
| 633,751                                       | 629,075 | 502,699 | 480,282 | 411,934 | 400,063 | 5,588,309          | 1973 Automobile .....           | 1  |
| 512,278                                       |         |         |         |         |         |                    | 1974 .....                      | 2  |
| 535,237                                       | 523,741 | 441,286 | 421,423 | 369,983 | 373,764 | 5,011,117          | 1973 Même jour .....            | 3  |
| 449,847                                       |         |         |         |         |         |                    | 1974 .....                      | 4  |
| 16,022  | 17,320  | 9,265   | 7,565   | 6,149   | 4,642   | 86,461             | 1973 Une nuit .....             | 5  |
| 7,308   |         |         |         |         |         |                    | 1974 .....                      | 6  |
| 82,492  | 88,014  | 52,148  | 51,294  | 35,802  | 21,657  | 490,731            | 1973 Deux nuits ou plus .....   | 7  |
| 55,123  |         |         |         |         |         |                    | 1974 .....                      | 8  |
| 1,891   | 1,210   | 931     | 1,010   | 840     | 700     | 12,310             | 1973 Autocar .....              | 9  |
| 1,693   |         |         |         |         |         |                    | 1974 .....                      | 10 |
| 759   | 208     | 471     | 297     | 389     | 244     | 4,828              | 1973 Même jour .....            | 11 |
| 747   |         |         |         |         |         |                    | 1974 .....                      | 12 |
| 1,132   | 1,002   | 460     | 713     | 451     | 456     | 7,482              | 1973 Une nuit ou plus .....     | 13 |
| 946   |         |         |         |         |         |                    | 1974 .....                      | 14 |
| 15  | 6       | 15      | 15      | 11      | 5       | 67                 | 1973 Chemin de fer .....        | 15 |
| 21  |         |         |         |         |         |                    | 1974 .....                      | 16 |
| 24,007  | 21,563  | 17,565  | 11,783  | 8,291   | 6,996   | 175,387            | 1973 Autres moyens .....        | 17 |
| 20,218  |         |         |         |         |         |                    | 1974 .....                      | 18 |
| 659,664                                       | 651,854 | 521,210 | 493,090 | 421,076 | 407,764 | 5,776,073          | 1973 Total, par terre .....     | 19 |
| 534,210                                       |         |         |         |         |         |                    | 1974 .....                      | 20 |
| <u>Par air</u>                                |         |         |         |         |         |                    |                                 |    |
| 718   | 105     | 856     | 1,259   | 879     | 873     | 10,458             | 1973 Commercial .....           | 21 |
| 757   |         |         |         |         |         |                    | 1974 .....                      | 22 |
| 77  | 107     | 114     | 134     | 108     | 75      | 1,208              | 1973 Privé .....                | 23 |
| 118   |         |         |         |         |         |                    | 1974 .....                      | 24 |
| 795   | 212     | 970     | 1,393   | 987     | 948     | 11,666             | 1973 Total, par air .....       | 25 |
| 875   |         |         |         |         |         |                    | 1974 .....                      | 26 |
| <u>Par mer</u>                                |         |         |         |         |         |                    |                                 |    |
| -   | -       | -       | -       | -       | -       | -                  | 1973 Commercial .....           | 27 |
| -   |         |         |         |         |         |                    | 1974 .....                      | 28 |
| -   | 4       | 16      | 5       | -       | -       | 34                 | 1973 Privé .....                | 29 |
| 4   |         |         |         |         |         |                    | 1974 .....                      | 30 |
| -   | 4       | 16      | 5       | -       | -       | 34                 | 1973 Total, par mer .....       | 31 |
| 4   |         |         |         |         |         |                    | 1974 .....                      | 32 |
| 660,459                                       | 652,070 | 522,196 | 494,488 | 422,063 | 408,712 | 5,787,773          | 1973 Total .....                | 33 |
| 535,089                                       |         |         |         |         |         |                    | 1974 .....                      | 34 |
| Rentrée des pays autres que les États-Unis(2) |         |         |         |         |         |                    |                                 |    |
| <u>Par terre (via les É.-U.)</u>              |         |         |         |         |         |                    |                                 |    |
| 4   | 2       | -       | 16      | 1       | 6       | 46                 | 1973 .....                      | 35 |
| 15  |         |         |         |         |         |                    | 1974 .....                      | 36 |
| <u>Par air</u>                                |         |         |         |         |         |                    |                                 |    |
| 7   | -       | -       | 198     | -       | 115     | 997                | 1973 Rentrée directe .....      | 37 |
| 85  |         |         |         |         |         |                    | 1974 .....                      | 38 |
| 11  | -       | 18      | 28      | 20      | 25      | 332                | 1973 Rentrée via les É.-U. .... | 39 |
| -   |         |         |         |         |         |                    | 1974 .....                      | 40 |
| 18  | -       | 18      | 226     | 20      | 140     | 1,329              | 1973 Total, par air .....       | 41 |
| 85  |         |         |         |         |         |                    | 1974 .....                      | 42 |
| <u>Par mer</u>                                |         |         |         |         |         |                    |                                 |    |
| -   | -       | -       | 30      | -       | -       | 33                 | 1973 Rentrée directe .....      | 43 |
| -   |         |         |         |         |         |                    | 1974 .....                      | 44 |
| -   | -       | 3       | -       | -       | -       | 3                  | 1973 Rentrée via les É.-U. .... | 45 |
| -   |         |         |         |         |         |                    | 1974 .....                      | 46 |
| -   | -       | 3       | 30      | -       | -       | 36                 | 1973 Total, par mer .....       | 47 |
| -   |         |         |         |         |         |                    | 1974 .....                      | 48 |
| 22  | 2       | 21      | 272     | 21      | 146     | 1,411              | 1973 Total .....                | 49 |
| 100   |         |         |         |         |         |                    | 1974 .....                      | 50 |
| 660,481                                       | 652,072 | 522,217 | 494,760 | 422,084 | 408,858 | 5,789,184          | 1973 Total global .....         | 51 |
| 535,189                                       |         |         |         |         |         |                    | 1974 .....                      | 52 |

(1) États-Unis continentaux et Alaska.

(2) Comprend Hawaii, Porto Rico, Philippines et les autres protections des États-Unis.

TABLE 7D. Number of Vehicles Travelling Between Canada and the United States

| No.                    | Type of vehicle                |      | J       | F       | M       | A       | M       | J       | Six months<br>-<br>Six mois |
|------------------------|--------------------------------|------|---------|---------|---------|---------|---------|---------|-----------------------------|
| United States vehicles |                                |      |         |         |         |         |         |         |                             |
| <u>Automobile</u>      |                                |      |         |         |         |         |         |         |                             |
| 1                      | Same day .....                 | 1973 | 81,103  | 73,865  | 93,234  | 101,948 | 111,611 | 120,696 | 582,457                     |
| 2                      |                                | 1974 | 80,404  | 75,868  | 83,190  | 85,848  | 96,090  | 102,051 | 523,451                     |
| 3                      | One night .....                | 1973 | 1,567   | 1,591   | 1,961   | 2,148   | 2,737   | 3,768   | 13,772                      |
| 4                      |                                | 1974 | 1,520   | 1,243   | 1,123   | 1,455   | 1,740   | 2,650   | 9,731                       |
| 5                      | Two or more nights .....       | 1973 | 4,999   | 5,294   | 7,353   | 10,834  | 15,513  | 29,694  | 73,687                      |
| 6                      |                                | 1974 | 4,842   | 4,361   | 4,019   | 6,582   | 9,165   | 20,331  | 49,300                      |
| 7                      | Total .....                    | 1973 | 87,669  | 80,750  | 102,548 | 114,930 | 129,861 | 154,158 | 669,916                     |
| 8                      |                                | 1974 | 86,766  | 81,472  | 88,332  | 93,885  | 106,995 | 125,032 | 582,482                     |
| 9                      | Trucks used commercially ..... | 1973 | 3,580   | 3,990   | 4,317   | 3,927   | 4,947   | 5,226   | 25,987                      |
| 10                     |                                | 1974 | 5,534   | 4,510   | 4,871   | 4,675   | 5,005   | 6,092   | 30,687                      |
| 11                     | Other vehicles .....           | 1973 | 45      | 117     | 468     | 1,779   | 2,325   | 4,103   | 8,837                       |
| 12                     |                                | 1974 | 10      | 56      | 127     | 825     | 2,038   | 3,965   | 7,021                       |
| 13                     | Total .....                    | 1973 | 91,294  | 84,857  | 107,333 | 120,636 | 137,133 | 163,487 | 704,740                     |
| 14                     |                                | 1974 | 92,310  | 86,038  | 93,330  | 99,385  | 114,038 | 135,089 | 620,190                     |
| Canadian vehicles      |                                |      |         |         |         |         |         |         |                             |
| <u>Automobile</u>      |                                |      |         |         |         |         |         |         |                             |
| 15                     | Same day .....                 | 1973 | 144,177 | 135,845 | 173,533 | 179,743 | 198,318 | 206,073 | 1,037,689                   |
| 16                     |                                | 1974 | 139,850 | 132,339 | 154,904 | 161,210 | 178,481 | 180,987 | 947,771                     |
| 17                     | One night .....                | 1973 | 1,295   | 1,214   | 1,551   | 1,655   | 2,328   | 2,606   | 10,649                      |
| 18                     |                                | 1974 | 1,153   | 886     | 723     | 984     | 1,177   | 1,613   | 6,536                       |
| 19                     | Two or more nights .....       | 1973 | 5,991   | 4,868   | 9,753   | 11,694  | 11,930  | 13,167  | 57,403                      |
| 20                     |                                | 1974 | 5,244   | 4,343   | 5,323   | 6,583   | 7,759   | 8,850   | 38,102                      |
| 21                     | Total .....                    | 1973 | 151,463 | 141,927 | 184,837 | 193,092 | 212,576 | 221,846 | 1,105,741                   |
| 22                     |                                | 1974 | 146,247 | 137,568 | 160,950 | 168,777 | 187,417 | 191,450 | 992,409                     |
| 23                     | Trucks used commercially ..... | 1973 | 9,509   | 9,049   | 9,688   | 7,510   | 10,559  | 11,125  | 57,440                      |
| 24                     |                                | 1974 | 11,277  | 9,752   | 9,465   | 7,137   | 7,603   | 8,331   | 53,565                      |
| 25                     | Other vehicles .....           | 1973 | 77      | 108     | 1,528   | 3,861   | 5,159   | 7,655   | 18,368                      |
| 26                     |                                | 1974 | 109     | 113     | 417     | 1,990   | 4,819   | 7,450   | 14,898                      |
| 27                     | Total .....                    | 1973 | 161,049 | 151,084 | 196,053 | 204,443 | 228,294 | 240,626 | 1,181,549                   |
| 28                     |                                | 1974 | 157,633 | 147,433 | 170,832 | 177,904 | 199,839 | 207,231 | 1,060,872                   |
| Total vehicles         |                                |      |         |         |         |         |         |         |                             |
| <u>Automobile</u>      |                                |      |         |         |         |         |         |         |                             |
| 29                     | Same day .....                 | 1973 | 225,280 | 209,710 | 266,767 | 281,691 | 309,929 | 326,769 | 1,620,146                   |
| 30                     |                                | 1974 | 220,254 | 208,207 | 238,094 | 247,058 | 274,571 | 283,038 | 1,471,222                   |
| 31                     | One night .....                | 1973 | 2,862   | 2,805   | 3,512   | 3,803   | 5,065   | 6,374   | 24,421                      |
| 32                     |                                | 1974 | 2,673   | 2,129   | 1,846   | 2,439   | 2,917   | 4,263   | 16,267                      |
| 33                     | Two or more nights .....       | 1973 | 10,990  | 10,162  | 17,106  | 22,528  | 27,443  | 42,861  | 131,090                     |
| 34                     |                                | 1974 | 10,086  | 8,704   | 9,342   | 13,165  | 16,924  | 29,181  | 87,402                      |
| 35                     | Total .....                    | 1973 | 239,132 | 222,677 | 287,385 | 308,022 | 342,437 | 376,004 | 1,775,657                   |
| 36                     |                                | 1974 | 233,013 | 219,040 | 249,282 | 262,662 | 294,412 | 316,482 | 1,574,891                   |
| 37                     | Trucks used commercially ..... | 1973 | 13,089  | 13,039  | 14,005  | 11,437  | 15,506  | 16,351  | 83,427                      |
| 38                     |                                | 1974 | 16,811  | 14,262  | 14,336  | 11,812  | 12,608  | 14,423  | 84,252                      |
| 39                     | Other vehicles .....           | 1973 | 122     | 225     | 1,996   | 5,620   | 7,484   | 11,758  | 27,205                      |
| 40                     |                                | 1974 | 119     | 169     | 544     | 2,815   | 6,857   | 11,415  | 21,919                      |
| 41                     | Total .....                    | 1973 | 252,343 | 235,941 | 303,386 | 325,079 | 365,427 | 404,113 | 1,886,289                   |
| 42                     |                                | 1974 | 249,943 | 233,471 | 264,162 | 277,289 | 313,877 | 342,320 | 1,681,062                   |

TABEAU 7D. Nombre de véhicules voyageant entre le Canada et les États-Unis

| J                        | A       | S       | O       | N       | D       | Year<br>-<br>Année | Genre de véhicule              | N° |
|--------------------------|---------|---------|---------|---------|---------|--------------------|--------------------------------|----|
| Véhicules des États-Unis |         |         |         |         |         |                    |                                |    |
|                          |         |         |         |         |         |                    | <u>Automobile</u>              |    |
| 147,384                  | 141,227 | 114,580 | 106,781 | 93,876  | 94,336  | 1,280,641          | 1973 Même jour .....           | 1  |
| 119,004                  |         |         |         |         |         |                    | 1974                           | 2  |
| 7,044                    | 7,185   | 4,158   | 3,513   | 2,555   | 2,535   | 40,762             | 1973 Une nuit .....            | 3  |
| 3,936                    |         |         |         |         |         |                    | 1974                           | 4  |
| 62,013                   | 55,966  | 26,983  | 19,752  | 12,711  | 10,088  | 261,200            | 1973 Deux nuits ou plus .....  | 5  |
| 38,867                   |         |         |         |         |         |                    | 1974                           | 6  |
| 216,441                  | 204,378 | 145,721 | 130,046 | 109,142 | 106,959 | 1,582,603          | 1973 Total .....               | 7  |
| 161,807                  |         |         |         |         |         |                    | 1974                           | 8  |
| 5,826                    | 7,021   | 6,024   | 7,372   | 7,476   | 5,474   | 65,180             | 1973 Camions commerciaux ..... | 9  |
| 6,094                    |         |         |         |         |         |                    | 1974                           | 10 |
| 5,274                    | 4,435   | 1,937   | 803     | 187     | 28      | 21,501             | 1973 Autres véhicules .....    | 11 |
| 4,763                    |         |         |         |         |         |                    | 1974                           | 12 |
| 227,541                  | 215,834 | 153,682 | 138,221 | 116,805 | 112,461 | 1,669,284          | 1973 Total .....               | 13 |
| 172,664                  |         |         |         |         |         |                    | 1974                           | 14 |
| Véhicules du Canada      |         |         |         |         |         |                    |                                |    |
|                          |         |         |         |         |         |                    | <u>Automobile</u>              |    |
| 214,368                  | 212,602 | 188,335 | 185,461 | 167,678 | 166,331 | 2,172,464          | 1973 Même jour .....           | 15 |
| 186,178                  |         |         |         |         |         |                    | 1974                           | 16 |
| 5,538                    | 5,948   | 3,474   | 2,862   | 2,330   | 1,831   | 32,632             | 1973 Une nuit .....            | 17 |
| 2,647                    |         |         |         |         |         |                    | 1974                           | 18 |
| 26,332                   | 27,666  | 18,149  | 17,632  | 12,757  | 7,969   | 167,908            | 1973 Deux nuits ou plus .....  | 19 |
| 17,963                   |         |         |         |         |         |                    | 1974                           | 20 |
| 246,238                  | 246,216 | 209,958 | 205,955 | 182,765 | 176,131 | 2,373,004          | 1973 Total .....               | 21 |
| 206,788                  |         |         |         |         |         |                    | 1974                           | 22 |
| 12,060                   | 13,180  | 11,272  | 12,788  | 11,878  | 10,604  | 129,222            | 1973 Camions commerciaux ..... | 23 |
| 9,728                    |         |         |         |         |         |                    | 1974                           | 24 |
| 8,124                    | 6,927   | 4,035   | 2,021   | 483     | 85      | 40,043             | 1973 Autres véhicules .....    | 25 |
| 7,112                    |         |         |         |         |         |                    | 1974                           | 26 |
| 266,422                  | 266,323 | 225,265 | 220,764 | 195,126 | 186,820 | 2,542,269          | 1973 Total .....               | 27 |
| 223,628                  |         |         |         |         |         |                    | 1974                           | 28 |
| Total, véhicules         |         |         |         |         |         |                    |                                |    |
|                          |         |         |         |         |         |                    | <u>Automobile</u>              |    |
| 361,752                  | 353,829 | 302,915 | 292,242 | 261,554 | 260,667 | 3,453,105          | 1973 Même jour .....           | 29 |
| 305,182                  |         |         |         |         |         |                    | 1974                           | 30 |
| 12,582                   | 13,133  | 7,632   | 6,375   | 4,885   | 4,366   | 73,394             | 1973 Une nuit .....            | 31 |
| 6,583                    |         |         |         |         |         |                    | 1974                           | 32 |
| 88,345                   | 83,632  | 45,132  | 37,384  | 25,468  | 18,057  | 429,108            | 1973 Deux nuits ou plus .....  | 33 |
| 56,830                   |         |         |         |         |         |                    | 1974                           | 34 |
| 462,679                  | 450,594 | 355,679 | 336,001 | 291,907 | 283,090 | 3,955,607          | 1973 Total .....               | 35 |
| 368,595                  |         |         |         |         |         |                    | 1974                           | 36 |
| 17,886                   | 20,201  | 17,296  | 20,160  | 19,354  | 16,078  | 194,402            | 1973 Camions commerciaux ..... | 37 |
| 15,822                   |         |         |         |         |         |                    | 1974                           | 38 |
| 13,398                   | 11,362  | 5,972   | 2,824   | 670     | 113     | 61,544             | 1973 Autres véhicules .....    | 39 |
| 11,875                   |         |         |         |         |         |                    | 1974                           | 40 |
| 493,963                  | 482,157 | 378,947 | 358,985 | 311,931 | 299,281 | 4,211,553          | 1973 Total .....               | 41 |
| 396,292                  |         |         |         |         |         |                    | 1974                           | 42 |

TABLE 8A. Non-resident Travellers Entering Canada by Type of Transportation

| No.   | Type of transportation       | J    | F       | M       | A       | M       | J       | Six months<br>-<br>Six mois |           |
|---|------------------------------|------|---------|---------|---------|---------|---------|-----------------------------|-----------|
| Residents of the United States                      |                              |      |         |         |         |         |         |                             |           |
| <u>Land</u>   |                              |      |         |         |         |         |         |                             |           |
| 1   | Automobile .....             | 1973 | 152,345 | 165,808 | 197,906 | 216,982 | 253,440 | 320,269                     | 1,306,750 |
| 2   |                              | 1974 | 142,734 | 161,592 | 164,460 | 188,623 | 216,337 | 288,015                     | 1,161,761 |
| 3   | Same day .....               | 1973 | 111,410 | 107,699 | 136,068 | 137,359 | 157,234 | 175,181                     | 824,951   |
| 4   |                              | 1974 | 102,644 | 116,866 | 120,365 | 118,451 | 132,048 | 156,382                     | 746,756   |
| 5   | One night .....              | 1973 | 7,243   | 8,767   | 9,895   | 9,444   | 11,750  | 15,469                      | 62,568    |
| 6   |                              | 1974 | 5,350   | 5,045   | 6,069   | 7,169   | 8,766   | 12,421                      | 44,820    |
| 7   | Two or more nights .....     | 1973 | 33,692  | 49,342  | 51,943  | 70,179  | 84,456  | 129,619                     | 419,231   |
| 8   |                              | 1974 | 34,740  | 39,681  | 38,026  | 63,003  | 75,523  | 119,212                     | 370,185   |
| 9   | Bus .....                    | 1973 | 5,653   | 11,316  | 10,767  | 14,906  | 20,934  | 24,700                      | 88,276    |
| 10  |                              | 1974 | 8,375   | 16,670  | 10,970  | 21,525  | 23,309  | 29,295                      | 110,144   |
| 11  | Same day .....               | 1973 | 1,074   | 3,403   | 1,904   | 2,278   | 5,461   | 9,352                       | 23,472    |
| 12  |                              | 1974 | 1,348   | 4,028   | 1,562   | 2,780   | 4,369   | 10,140                      | 24,227    |
| 13  | One or more nights .....     | 1973 | 4,579   | 7,913   | 8,863   | 12,628  | 15,473  | 15,348                      | 64,804    |
| 14  |                              | 1974 | 7,027   | 12,642  | 9,408   | 18,745  | 18,940  | 19,155                      | 85,917    |
| 15  | Rail .....                   | 1973 | 1,701   | 1,598   | 1,481   | 1,508   | 1,395   | 2,001                       | 9,684     |
| 16  |                              | 1974 | 2,300   | 2,381   | 2,122   | 2,215   | 2,768   | 3,659                       | 15,445    |
| 17  | Other Methods .....          | 1973 | 3,492   | 3,253   | 4,047   | 4,290   | 5,050   | 6,381                       | 26,513    |
| 18  |                              | 1974 | 3,672   | 4,232   | 4,145   | 4,473   | 4,689   | 6,191                       | 27,402    |
| 19  | Total land .....             | 1973 | 163,191 | 181,975 | 214,201 | 237,686 | 280,819 | 353,351                     | 1,431,223 |
| 20  |                              | 1974 | 157,081 | 184,875 | 181,697 | 216,836 | 247,103 | 327,160                     | 1,314,752 |
| <u>Air</u>  |                              |      |         |         |         |         |         |                             |           |
| 21  | Commercial .....             | 1973 | 18,756  | 19,053  | 22,571  | 25,868  | 30,474  | 35,908                      | 152,630   |
| 22  |                              | 1974 | 23,493  | 24,151  | 30,917  | 26,359  | 32,973  | 43,328                      | 181,221   |
| 23  | Private .....                | 1973 | 982     | 925     | 1,184   | 1,171   | 1,367   | 1,924                       | 7,553     |
| 24  |                              | 1974 | 1,085   | 1,265   | 1,353   | 1,544   | 2,035   | 2,372                       | 9,654     |
| 25  | Total air .....              | 1973 | 19,738  | 19,978  | 23,755  | 27,039  | 31,841  | 37,832                      | 160,183   |
| 26  |                              | 1974 | 24,578  | 25,416  | 32,270  | 27,903  | 35,008  | 45,700                      | 190,875   |
| <u>Marine</u>                                       |                              |      |         |         |         |         |         |                             |           |
| 27  | Commercial .....             | 1973 | 4       | 2       | -       | 85      | 79      | 107                         | 277       |
| 28  |                              | 1974 | -       | -       | 9       | 4       | 58      | 184                         | 255       |
| 29  | Private .....                | 1973 | -       | -       | 61      | 226     | 554     | 1,071                       | 1,912     |
| 30  |                              | 1974 | -       | -       | -       | 50      | 348     | 1,105                       | 1,503     |
| 31  | Total marine .....           | 1973 | 4       | 2       | 61      | 311     | 633     | 1,178                       | 2,189     |
| 32  |                              | 1974 | -       | -       | 9       | 54      | 406     | 1,289                       | 1,758     |
| 33  | Total .....                  | 1973 | 182,933 | 201,955 | 238,017 | 265,036 | 313,293 | 392,361                     | 1,593,595 |
| 34  |                              | 1974 | 181,659 | 210,291 | 213,976 | 244,793 | 282,517 | 374,149                     | 1,507,385 |
| Residents of countries other than the United States |                              |      |         |         |         |         |         |                             |           |
| <u>Land (via the U.S.A.)</u>                        |                              |      |         |         |         |         |         |                             |           |
| 35  | Same day .....               | 1973 | 75      | 65      | 101     | 323     | 357     | 634                         | 1,555     |
| 36  |                              | 1974 | 108     | 145     | 132     | 278     | 318     | 646                         | 1,627     |
| 37  | One or more nights .....     | 1973 | 876     | 742     | 930     | 1,338   | 1,927   | 2,669                       | 8,482     |
| 38  |                              | 1974 | 1,010   | 725     | 1,023   | 1,821   | 2,481   | 3,453                       | 10,513    |
| 39  | Total land .....             | 1973 | 951     | 807     | 1,031   | 1,661   | 2,284   | 3,303                       | 10,037    |
| 40  |                              | 1974 | 1,118   | 870     | 1,155   | 2,099   | 2,799   | 4,099                       | 12,140    |
| <u>Air</u>  |                              |      |         |         |         |         |         |                             |           |
| 41  | Entering direct .....        | 1973 | 5,842   | 6,723   | 8,095   | 10,711  | 14,247  | 23,558                      | 69,176    |
| 42  |                              | 1974 | 7,325   | 7,269   | 11,003  | 9,003   | 14,172  | 25,255                      | 74,027    |
| 43  | Entering via the U.S.A. .... | 1973 | 1,657   | 1,719   | 2,301   | 3,098   | 3,875   | 4,360                       | 17,010    |
| 44  |                              | 1974 | 2,567   | 2,332   | 3,061   | 3,721   | 5,106   | 5,825                       | 22,612    |
| 45  | Total air .....              | 1973 | 7,499   | 8,442   | 10,396  | 13,809  | 18,122  | 27,918                      | 86,186    |
| 46  |                              | 1974 | 9,892   | 9,601   | 14,064  | 12,724  | 19,278  | 31,080                      | 96,639    |
| <u>Marine</u>                                       |                              |      |         |         |         |         |         |                             |           |
| 47  | Entering direct .....        | 1973 | 2       | 4       | 30      | 683     | 489     | 572                         | 1,780     |
| 48  |                              | 1974 | 1       | 1       | 2       | 321     | 264     | 505                         | 1,094     |
| 49  | Entering via the U.S.A. .... | 1973 | -       | -       | -       | 3       | 2       | 4                           | 9         |
| 50  |                              | 1974 | -       | -       | -       | -       | 6       | -                           | 6         |
| 51  | Total marine .....           | 1973 | 2       | 4       | 30      | 686     | 491     | 576                         | 1,789     |
| 52  |                              | 1974 | 1       | 1       | 2       | 321     | 270     | 505                         | 1,100     |
| 53  | Total .....                  | 1973 | 8,452   | 9,253   | 11,457  | 16,156  | 20,897  | 31,797                      | 98,012    |
| 54  |                              | 1974 | 11,011  | 10,472  | 15,221  | 15,144  | 22,347  | 35,684                      | 109,879   |
| 55  | Grand total .....            | 1973 | 191,385 | 211,208 | 249,474 | 281,192 | 334,190 | 424,158                     | 1,691,607 |
| 56  |                              | 1974 | 192,670 | 220,763 | 229,197 | 259,937 | 304,864 | 409,833                     | 1,617,264 |

TABLEAU 8A. Voyageurs non résidents entrant au Canada, selon le moyen de transport

| J   | A       | S       | O       | N       | D       | Year<br>-<br>Année | Moyen de<br>transport            | N <sup>o</sup> |
|---|---------|---------|---------|---------|---------|--------------------|----------------------------------|----------------|
| <b>Résidents des États-Unis</b>                     |         |         |         |         |         |                    |                                  |                |
|   |         |         |         |         |         |                    | <u>Par terre</u>                 |                |
| 543,755   | 573,020 | 318,955 | 277,958 | 188,546 | 177,177 | 3,386,161          | 1973 Automobile .....            | 1              |
| 456,881   |         |         |         |         |         |                    | 1974 .....                       | 2              |
| 243,321   | 245,133 | 172,302 | 152,919 | 123,862 | 112,690 | 1,875,178          | 1973 Même jour .....             | 3              |
| 205,599   |         |         |         |         |         |                    | 1974 .....                       | 4              |
| 24,162  | 24,309  | 15,056  | 13,054  | 8,637   | 6,680   | 154,466            | 1973 Une nuit .....              | 5              |
| 17,053  |         |         |         |         |         |                    | 1974 .....                       | 6              |
| 276,272   | 303,578 | 131,597 | 111,985 | 56,047  | 57,807  | 1,356,517          | 1973 Deux nuits ou plus .....    | 7              |
| 234,229   |         |         |         |         |         |                    | 1974 .....                       | 8              |
| 38,381  | 40,652  | 22,623  | 15,428  | 7,422   | 9,305   | 222,087            | 1973 Autocar .....               | 9              |
| 35,297  |         |         |         |         |         |                    | 1974 .....                       | 10             |
| 3,922   | 6,714   | 1,866   | 1,833   | 1,698   | 1,757   | 41,262             | 1973 Même jour .....             | 11             |
| 4,503   |         |         |         |         |         |                    | 1974 .....                       | 12             |
| 34,459  | 33,938  | 20,757  | 13,595  | 5,724   | 7,548   | 180,825            | 1973 Une nuit ou plus .....      | 13             |
| 30,794  |         |         |         |         |         |                    | 1974 .....                       | 14             |
| 2,677   | 1,390   | 1,434   | 1,605   | 1,483   | 1,839   | 20,112             | 1973 Chemin de fer .....         | 15             |
| 4,373   |         |         |         |         |         |                    | 1974 .....                       | 16             |
| 8,256   | 8,348   | 5,011   | 4,433   | 3,846   | 3,928   | 60,335             | 1973 Autres moyens .....         | 17             |
| 7,070   |         |         |         |         |         |                    | 1974 .....                       | 18             |
| 593,069   | 623,410 | 348,023 | 299,424 | 201,297 | 192,249 | 3,688,695          | 1973 Total, par terre .....      | 19             |
| 503,621   |         |         |         |         |         |                    | 1974 .....                       | 20             |
|   |         |         |         |         |         |                    | <u>Par air</u>                   |                |
| 38,071  | 45,421  | 33,901  | 30,820  | 23,073  | 23,455  | 347,371            | 1973 Commercial .....            | 21             |
| 43,496  |         |         |         |         |         |                    | 1974 .....                       | 22             |
| 2,564   | 2,344   | 1,968   | 1,805   | 1,028   | 934     | 18,196             | 1973 Privé .....                 | 23             |
| 2,446   |         |         |         |         |         |                    | 1974 .....                       | 24             |
| 40,635  | 47,765  | 35,869  | 32,625  | 24,101  | 24,389  | 365,567            | 1973 Total, par air .....        | 25             |
| 45,942  |         |         |         |         |         |                    | 1974 .....                       | 26             |
|   |         |         |         |         |         |                    | <u>Par mer</u>                   |                |
| 210   | 314     | 120     | 80      | 120     | -       | 1,121              | 1973 Commercial .....            | 27             |
| 202   |         |         |         |         |         |                    | 1974 .....                       | 28             |
| 2,821   | 2,319   | 842     | 295     | 9       | -       | 8,198              | 1973 Privé .....                 | 29             |
| 2,153   |         |         |         |         |         |                    | 1974 .....                       | 30             |
| 3,031   | 2,633   | 962     | 375     | 129     | -       | 9,319              | 1973 Total, par mer .....        | 31             |
| 2,355   |         |         |         |         |         |                    | 1974 .....                       | 32             |
| 636,735   | 673,808 | 384,854 | 332,424 | 225,527 | 216,638 | 4,063,581          | 1973 Total .....                 | 33             |
| 551,918   |         |         |         |         |         |                    | 1974 .....                       | 34             |
| <b>Résidents des pays autres que les États-Unis</b> |         |         |         |         |         |                    |                                  |                |
|   |         |         |         |         |         |                    | <u>Par terre (via les É.-U.)</u> |                |
| 1,088   | 1,539   | 647     | 441     | 140     | 94      | 5,504              | 1973 Même jour .....             | 35             |
| 1,167   |         |         |         |         |         |                    | 1974 .....                       | 36             |
| 5,522   | 7,433   | 3,811   | 2,389   | 968     | 995     | 29,600             | 1973 Une nuit ou plus .....      | 37             |
| 6,552   |         |         |         |         |         |                    | 1974 .....                       | 38             |
| 6,610   | 8,972   | 4,458   | 2,830   | 1,108   | 1,089   | 35,104             | 1973 Total, par terre .....      | 39             |
| 7,719   |         |         |         |         |         |                    | 1974 .....                       | 40             |
|   |         |         |         |         |         |                    | <u>Par air</u>                   |                |
| 24,645  | 21,426  | 14,396  | 13,998  | 9,273   | 13,091  | 166,005            | 1973 Entrée directe .....        | 41             |
| 28,513  |         |         |         |         |         |                    | 1974 .....                       | 42             |
| 4,203   | 5,124   | 4,771   | 4,459   | 3,246   | 2,886   | 41,699             | 1973 Entrée via les É.U. ....    | 43             |
| 5,186   |         |         |         |         |         |                    | 1974 .....                       | 44             |
| 28,848  | 26,550  | 19,167  | 18,457  | 12,519  | 15,977  | 207,704            | 1973 Total, par air .....        | 45             |
| 33,699  |         |         |         |         |         |                    | 1974 .....                       | 46             |
|   |         |         |         |         |         |                    | <u>Par mer</u>                   |                |
| 373   | 282     | 375     | 116     | 457     | -       | 3,383              | 1973 Entrée directe .....        | 47             |
| 489   |         |         |         |         |         |                    | 1974 .....                       | 48             |
| 5   | 2       | 9       | -       | 3       | -       | 28                 | 1973 Entrée via les É.-U. ....   | 49             |
| -   |         |         |         |         |         |                    | 1974 .....                       | 50             |
| 378   | 284     | 384     | 116     | 460     | -       | 3,411              | 1973 Total, par mer .....        | 51             |
| 489   |         |         |         |         |         |                    | 1974 .....                       | 52             |
| 35,836  | 35,806  | 24,009  | 21,403  | 14,087  | 17,066  | 246,219            | 1973 Total .....                 | 53             |
| 41,907  |         |         |         |         |         |                    | 1974 .....                       | 54             |
| 672,571   | 709,614 | 408,863 | 353,827 | 239,614 | 233,704 | 4,309,800          | 1973 Total global .....          | 55             |
| 593,825   |         |         |         |         |         |                    | 1974 .....                       | 56             |

TABLE 8B. Non-Resident Travellers Entering Canada by Country of Residence(1) - Continued

| No.                     | Country of residence             |      | J     | F     | M      | A      | M      | J      | Six months<br>-<br>Six mois |
|-------------------------|----------------------------------|------|-------|-------|--------|--------|--------|--------|-----------------------------|
| <u>Europe</u>           |                                  |      |       |       |        |        |        |        |                             |
| 1                       | Austria .....                    | 1973 | 62    | 112   | 181    | 184    | 205    | 442    | 1,186                       |
| 2                       |                                  | 1974 | 77    | 99    | 134    | 109    | 204    | 318    | 941                         |
| 3                       | Azores .....                     | 1973 | -     | -     | -      | -      | -      | -      | -                           |
| 4                       |                                  | 1974 | -     | -     | -      | -      | -      | -      | -                           |
| 5                       | Belgium .....                    | 1973 | 203   | 245   | 276    | 564    | 642    | 988    | 2,918                       |
| 6                       |                                  | 1974 | 287   | 233   | 371    | 458    | 617    | 1,219  | 3,185                       |
| 7                       | Bulgaria .....                   | 1973 | 7     | 3     | 6      | 4      | 8      | 59     | 87                          |
| 8                       |                                  | 1974 | 4     | 4     | 1      | 9      | 6      | 69     | 93                          |
| 9                       | Czechoslovakia .....             | 1973 | 43    | 46    | 142    | 110    | 155    | 181    | 677                         |
| 10                      |                                  | 1974 | 51    | 42    | 112    | 86     | 325    | 345    | 961                         |
| 11                      | Denmark .....                    | 1973 | 111   | 103   | 149    | 160    | 192    | 514    | 1,229                       |
| 12                      |                                  | 1974 | 178   | 157   | 204    | 145    | 258    | 586    | 1,528                       |
| 13                      | Finland .....                    | 1973 | 41    | 132   | 72     | 60     | 59     | 118    | 482                         |
| 14                      |                                  | 1974 | 52    | 72    | 43     | 63     | 72     | 103    | 405                         |
| 15                      | France .....                     | 1973 | 1,251 | 1,647 | 1,676  | 2,614  | 3,348  | 5,519  | 16,055                      |
| 16                      |                                  | 1974 | 1,680 | 1,852 | 2,816  | 1,963  | 3,009  | 6,040  | 17,360                      |
| 17                      | Germany (Federal Republic) ..... | 1973 | 664   | 734   | 974    | 1,125  | 1,735  | 2,662  | 7,894                       |
| 18                      |                                  | 1974 | 1,121 | 757   | 1,120  | 876    | 1,927  | 2,482  | 8,283                       |
| 19                      | Greece .....                     | 1973 | 302   | 234   | 281    | 545    | 521    | 642    | 2,525                       |
| 20                      |                                  | 1974 | 377   | 403   | 590    | 473    | 749    | 827    | 3,419                       |
| 21                      | Hungary .....                    | 1973 | 44    | 30    | 75     | 39     | 107    | 300    | 595                         |
| 22                      |                                  | 1974 | 50    | 35    | 77     | 49     | 95     | 240    | 546                         |
| 23                      | Ireland (Republic) .....         | 1973 | 83    | 100   | 137    | 150    | 283    | 535    | 1,288                       |
| 24                      |                                  | 1974 | 126   | 112   | 122    | 156    | 316    | 786    | 1,618                       |
| 25                      | Italy .....                      | 1973 | 325   | 363   | 576    | 777    | 794    | 1,361  | 4,196                       |
| 26                      |                                  | 1974 | 468   | 428   | 778    | 740    | 878    | 1,659  | 4,951                       |
| 27                      | Malta .....                      | 1973 | -     | -     | -      | 2      | 7      | 7      | 16                          |
| 28                      |                                  | 1974 | -     | 1     | 1      | 2      | 3      | 4      | 11                          |
| 29                      | Netherlands, The .....           | 1973 | 294   | 464   | 554    | 667    | 1,115  | 1,887  | 4,981                       |
| 30                      |                                  | 1974 | 396   | 400   | 584    | 614    | 588    | 1,064  | 3,646                       |
| 31                      | Norway .....                     | 1973 | 118   | 128   | 158    | 129    | 205    | 326    | 1,064                       |
| 32                      |                                  | 1974 | 122   | 118   | 171    | 118    | 241    | 360    | 1,130                       |
| 33                      | Poland .....                     | 1973 | 94    | 98    | 117    | 620    | 486    | 609    | 2,024                       |
| 34                      |                                  | 1974 | 93    | 108   | 141    | 553    | 477    | 603    | 1,975                       |
| 35                      | Portugal .....                   | 1973 | 196   | 198   | 328    | 428    | 299    | 636    | 2,085                       |
| 36                      |                                  | 1974 | 184   | 181   | 291    | 213    | 323    | 482    | 1,674                       |
| 37                      | Rumania .....                    | 1973 | 31    | 27    | 13     | 22     | 35     | 20     | 148                         |
| 38                      |                                  | 1974 | 5     | 19    | 15     | 19     | 35     | 45     | 138                         |
| 39                      | Spain .....                      | 1973 | 143   | 236   | 231    | 361    | 369    | 585    | 1,925                       |
| 40                      |                                  | 1974 | 201   | 228   | 285    | 405    | 341    | 707    | 2,167                       |
| 41                      | Sweden .....                     | 1973 | 201   | 248   | 258    | 311    | 355    | 542    | 1,915                       |
| 42                      |                                  | 1974 | 360   | 277   | 323    | 300    | 392    | 909    | 2,561                       |
| 43                      | Switzerland .....                | 1973 | 287   | 475   | 485    | 626    | 736    | 1,026  | 3,635                       |
| 44                      |                                  | 1974 | 419   | 368   | 693    | 795    | 1,034  | 1,680  | 4,989                       |
| 45                      | Turkey .....                     | 1973 | 34    | 31    | 28     | 41     | 66     | 62     | 262                         |
| 46                      |                                  | 1974 | 39    | 21    | 35     | 24     | 74     | 130    | 323                         |
| 47                      | United Kingdom .....             | 1973 | 1,380 | 1,376 | 1,761  | 2,776  | 4,092  | 5,179  | 16,564                      |
| 48                      |                                  | 1974 | 1,610 | 1,675 | 2,496  | 2,630  | 3,500  | 5,701  | 17,612                      |
| 49                      | U.S.S.R. ....                    | 1973 | 93    | 170   | 161    | 90     | 114    | 178    | 806                         |
| 50                      |                                  | 1974 | 60    | 95    | 83     | 91     | 195    | 243    | 767                         |
| 51                      | Yugoslavia .....                 | 1973 | 133   | 69    | 72     | 55     | 60     | 114    | 503                         |
| 52                      |                                  | 1974 | 57    | 58    | 51     | 66     | 100    | 140    | 475                         |
| 53                      | Other .....                      | 1973 | 6     | 11    | 16     | 18     | 29     | 46     | 126                         |
| 54                      |                                  | 1974 | 16    | 13    | 32     | 29     | 43     | 59     | 192                         |
| 55                      | Total .....                      | 1973 | 6,146 | 7,280 | 8,727  | 12,478 | 16,017 | 24,538 | 75,186                      |
| 56                      |                                  | 1974 | 8,033 | 7,756 | 11,569 | 10,989 | 15,802 | 26,801 | 80,950                      |
| <u>Africa</u>           |                                  |      |       |       |        |        |        |        |                             |
| 57                      | Algeria .....                    | 1973 | 10    | 15    | 13     | 21     | 40     | 28     | 127                         |
| 58                      |                                  | 1974 | 27    | 24    | 19     | 32     | 46     | 78     | 226                         |
| 59                      | Egypt .....                      | 1973 | 24    | 25    | 41     | 58     | 42     | 181    | 371                         |
| 60                      |                                  | 1974 | 25    | 22    | 35     | 50     | 118    | 171    | 421                         |
| 61                      | Rhodesia .....                   | 1973 | -     | 4     | 1      | 10     | 2      | 7      | 24                          |
| 62                      |                                  | 1974 | -     | 1     | 3      | 2      | 9      | 8      | 25                          |
| 63                      | South Africa .....               | 1973 | 44    | 39    | 64     | 156    | 126    | 305    | 734                         |
| 64                      |                                  | 1974 | 98    | 47    | 89     | 110    | 221    | 299    | 864                         |
| 65                      | Other .....                      | 1973 | 179   | 214   | 207    | 338    | 552    | 696    | 2,186                       |
| 66                      |                                  | 1974 | 235   | 211   | 289    | 306    | 476    | 831    | 2,348                       |
| 67                      | Total .....                      | 1973 | 257   | 297   | 326    | 583    | 762    | 1,217  | 3,442                       |
| 68                      |                                  | 1974 | 387   | 305   | 435    | 500    | 870    | 1,387  | 3,884                       |
| <u>Asia (Continued)</u> |                                  |      |       |       |        |        |        |        |                             |
| 69                      | Bangladesh .....                 | 1973 | 1     | 1     | 6      | 3      | 5      | 4      | 20                          |
| 70                      |                                  | 1974 | 8     | -     | 6      | 6      | 21     | 25     | 66                          |
| 71                      | China .....                      | 1973 | 7     | 20    | 10     | 21     | 33     | 14     | 105                         |
| 72                      |                                  | 1974 | -     | 9     | -      | -      | 2      | 17     | 28                          |
| 73                      | Hong Kong .....                  | 1973 | 30    | 13    | 21     | 41     | 65     | 77     | 247                         |
| 74                      |                                  | 1974 | 41    | 27    | 60     | 66     | 67     | 102    | 363                         |
| 75                      | India .....                      | 1973 | 72    | 68    | 122    | 174    | 271    | 401    | 1,108                       |
| 76                      |                                  | 1974 | 112   | 62    | 173    | 217    | 394    | 461    | 1,419                       |

See footnote(s) at the end of the table.



TABLEAU 8B. Voyageurs non résidents entrant au Canada, selon le pays de résidence(1) - suite

| J                   | A      | S      | O      | N      | D      | Year<br>-<br>Année | Pays de<br>résidence                       | N <sup>o</sup> |
|---------------------|--------|--------|--------|--------|--------|--------------------|--|----------------|
| <u>Europe</u>       |        |        |        |        |        |                    |  |                |
| 311                 | 262    | 207    | 165    | 358    | 112    | 2,601              | 1973 Autriche .....                        | 1              |
| 353                 | -      | -      | -      | -      | -      | -                  | 1974 .....                                 | 2              |
| -                   | -      | -      | -      | -      | -      | -                  | 1973 Açores .....                          | 3              |
| 1,964               | 999    | 469    | 528    | 344    | 526    | 7,748              | 1974 .....                                 | 4              |
| 1,719               | -      | -      | -      | -      | -      | -                  | 1973 Belgique .....                        | 5              |
| 8                   | 8      | 23     | 14     | 4      | 3      | 147                | 1974 .....                                 | 6              |
| 17                  | -      | -      | -      | -      | -      | -                  | 1973 Bulgarie .....                        | 7              |
| 104                 | 94     | 83     | 118    | 55     | 84     | 1,215              | 1974 .....                                 | 8              |
| 261                 | -      | -      | -      | -      | -      | -                  | 1973 Tchécoslovaquie .....                 | 9              |
| 329                 | 246    | 193    | 410    | 201    | 259    | 2,867              | 1974 .....                                 | 10             |
| 374                 | -      | -      | -      | -      | -      | -                  | 1973 Danemark .....                        | 11             |
| 59                  | 152    | 60     | 56     | 52     | 48     | 909                | 1974 .....                                 | 12             |
| 79                  | -      | -      | -      | -      | -      | -                  | 1973 Finlande .....                        | 13             |
| 7,059               | 8,188  | 3,636  | 3,323  | 2,357  | 2,680  | 43,298             | 1974 .....                                 | 14             |
| 8,164               | -      | -      | -      | -      | -      | -                  | 1973 France .....                          | 15             |
| 3,172               | 2,747  | 1,987  | 1,804  | 926    | 1,208  | 19,738             | 1974 .....                                 | 16             |
| 3,552               | -      | -      | -      | -      | -      | -                  | 1973 Allemagne (République fédérale) ..... | 17             |
| 557                 | 579    | 619    | 580    | 526    | 846    | 6,232              | 1974 .....                                 | 18             |
| 603                 | 188    | 123    | 84     | 56     | 87     | 1,309              | 1973 Grèce .....                           | 19             |
| 176                 | -      | -      | -      | -      | -      | -                  | 1974 .....                                 | 20             |
| 211                 | 451    | 290    | 335    | 127    | 177    | 3,059              | 1973 Hongrie .....                         | 21             |
| 391                 | -      | -      | -      | -      | -      | -                  | 1974 .....                                 | 22             |
| 547                 | 1,206  | 843    | 862    | 720    | 771    | 9,809              | 1973 Irlande (République) .....            | 23             |
| 1,211               | -      | -      | -      | -      | -      | -                  | 1974 .....                                 | 24             |
| 1,649               | 4      | 1      | 4      | 3      | 1      | 32                 | 1973 Italie .....                          | 25             |
| 3                   | -      | -      | -      | -      | -      | -                  | 1974 .....                                 | 26             |
| 2,216               | 1,076  | 992    | 1,079  | 517    | 829    | 11,690             | 1973 Malte .....                           | 27             |
| 2,234               | -      | -      | -      | -      | -      | -                  | 1974 .....                                 | 28             |
| 236                 | 217    | 180    | 176    | 118    | 130    | 2,121              | 1973 Pays-Bas .....                        | 29             |
| 302                 | -      | -      | -      | -      | -      | -                  | 1974 .....                                 | 30             |
| 544                 | 438    | 464    | 211    | 497    | 179    | 4,357              | 1973 Norvège .....                         | 31             |
| 689                 | -      | -      | -      | -      | -      | -                  | 1974 .....                                 | 32             |
| 413                 | 473    | 375    | 352    | 248    | 317    | 4,263              | 1973 Pologne .....                         | 33             |
| 498                 | -      | -      | -      | -      | -      | -                  | 1974 .....                                 | 34             |
| 27                  | 51     | 52     | 38     | 16     | 21     | 353                | 1973 Portugal .....                        | 35             |
| 42                  | -      | -      | -      | -      | -      | -                  | 1974 .....                                 | 36             |
| 492                 | 430    | 325    | 467    | 301    | 372    | 4,312              | 1973 Roumanie .....                        | 37             |
| 665                 | -      | -      | -      | -      | -      | -                  | 1974 .....                                 | 38             |
| 337                 | 310    | 355    | 336    | 377    | 326    | 3,956              | 1973 Espagne .....                         | 39             |
| 618                 | -      | -      | -      | -      | -      | -                  | 1974 .....                                 | 40             |
| 1,361               | 1,061  | 814    | 1,020  | 516    | 683    | 9,090              | 1973 Suède .....                           | 41             |
| 1,756               | -      | -      | -      | -      | -      | -                  | 1974 .....                                 | 42             |
| 62                  | 81     | 54     | 58     | 39     | 27     | 583                | 1973 Suisse .....                          | 43             |
| 87                  | -      | -      | -      | -      | -      | -                  | 1974 .....                                 | 44             |
| 5,914               | 6,230  | 4,268  | 4,012  | 2,260  | 3,033  | 42,281             | 1973 Turquie .....                         | 45             |
| 5,775               | -      | -      | -      | -      | -      | -                  | 1974 .....                                 | 46             |
| 111                 | 260    | 293    | 184    | 127    | 128    | 1,909              | 1973 Royaume-Uni .....                     | 47             |
| 183                 | -      | -      | -      | -      | -      | -                  | 1974 .....                                 | 48             |
| 110                 | 131    | 71     | 81     | 87     | 196    | 1,179              | 1973 U.R.S.S. ....                         | 49             |
| 141                 | -      | -      | -      | -      | -      | -                  | 1974 .....                                 | 50             |
| 51                  | 70     | 24     | 30     | 24     | 33     | 358                | 1973 Yougoslavie .....                     | 51             |
| 72                  | -      | -      | -      | -      | -      | -                  | 1974 .....                                 | 52             |
| 27,218              | 25,952 | 16,801 | 16,327 | 10,856 | 13,076 | 185,416            | 1973 Autres .....                          | 53             |
| 30,594              | -      | -      | -      | -      | -      | -                  | 1974 .....                                 | 54             |
| <u>Afrique</u>      |        |        |        |        |        |                    |  |                |
| 84                  | 56     | 52     | 38     | 18     | 31     | 406                | 1973 Algérie .....                         | 57             |
| 79                  | -      | -      | -      | -      | -      | -                  | 1974 .....                                 | 58             |
| 427                 | 202    | 119    | 56     | 28     | 41     | 1,244              | 1973 Égypte .....                          | 59             |
| 486                 | -      | -      | -      | -      | -      | -                  | 1974 .....                                 | 60             |
| 5                   | 11     | 6      | 1      | -      | 3      | 50                 | 1973 Rhodésie .....                        | 61             |
| 3                   | -      | -      | -      | -      | -      | -                  | 1974 .....                                 | 62             |
| 224                 | 211    | 157    | 137    | 86     | 148    | 1,697              | 1973 Afrique du Sud .....                  | 63             |
| 227                 | -      | -      | -      | -      | -      | -                  | 1974 .....                                 | 64             |
| 1,004               | 950    | 710    | 425    | 281    | 377    | 5,933              | 1973 Autres .....                          | 65             |
| 1,016               | -      | -      | -      | -      | -      | -                  | 1974 .....                                 | 66             |
| 1,744               | 1,430  | 1,044  | 657    | 413    | 600    | 9,330              | 1973 Total .....                           | 67             |
| 1,811               | -      | -      | -      | -      | -      | -                  | 1974 .....                                 | 68             |
| <u>Asie (suite)</u> |        |        |        |        |        |                    |  |                |
| 12                  | 17     | 26     | 12     | 6      | 11     | 104                | 1973 Bangladesh .....                      | 69             |
| 12                  | -      | -      | -      | -      | -      | -                  | 1974 .....                                 | 70             |
| 33                  | 20     | 11     | 7      | 13     | 7      | 196                | 1973 Chine .....                           | 71             |
| 19                  | -      | -      | -      | -      | -      | -                  | 1974 .....                                 | 72             |
| 107                 | 211    | 173    | 59     | 44     | 77     | 918                | 1973 Hong-Kong .....                       | 73             |
| 107                 | -      | -      | -      | -      | -      | -                  | 1974 .....                                 | 74             |
| 321                 | 383    | 357    | 240    | 130    | 147    | 2,686              | 1973 Inde .....                            | 75             |
| 529                 | -      | -      | -      | -      | -      | -                  | 1974 .....                                 | 76             |

Voir renvoi(s) à la fin du tableau.

TABLE 8B. Non-resident Travellers Entering Canada by Country of Residence(1) - Concluded

| No.   | Country of residence          | J       | F       | M       | A       | M       | J       | Six months<br>-<br>Six mois |
|---|-------------------------------|---------|---------|---------|---------|---------|---------|-----------------------------|
| <b>Asia - Concluded</b>                                 |                               |         |         |         |         |         |         |                             |
| 1   | Israel .....                  | 227     | 164     | 275     | 336     | 379     | 867     | 2,248                       |
| 2   | 1974 .....                    | 212     | 276     | 477     | 469     | 671     | 1,424   | 3,529                       |
| 3   | Japan .....                   | 205     | 282     | 265     | 318     | 495     | 741     | 2,306                       |
| 4   | 1974 .....                    | 190     | 205     | 283     | 378     | 535     | 611     | 2,202                       |
| 5   | Korea, South .....            | 2       | 14      | 18      | 25      | 19      | 27      | 105                         |
| 6   | 1974 .....                    | 10      | 24      | 27      | 32      | 23      | 53      | 169                         |
| 7   | Lebanon .....                 | 38      | 34      | 44      | 69      | 66      | 138     | 389                         |
| 8   | 1974 .....                    | 49      | 41      | 53      | 76      | 113     | 176     | 508                         |
| 9   | Pakistan .....                | 35      | 20      | 45      | 56      | 80      | 83      | 319                         |
| 10  | 1974 .....                    | 42      | 25      | 46      | 44      | 68      | 106     | 331                         |
| 11  | Philippines .....             | 17      | 16      | 34      | 16      | 32      | 41      | 156                         |
| 12  | 1974 .....                    | 30      | 21      | 25      | 31      | 46      | 78      | 231                         |
| 13  | Sri Lanka .....               | 3       | 3       | 3       | 19      | 10      | 18      | 56                          |
| 14  | 1974 .....                    | 6       | 1       | 18      | 15      | 13      | 17      | 72                          |
| 15  | Syria .....                   | 8       | 2       | 6       | 14      | 9       | 6       | 45                          |
| 16  | 1974 .....                    | 5       | 8       | 4       | 10      | 14      | 21      | 62                          |
| 17  | Taiwan .....                  | 18      | 3       | 10      | 13      | 41      | 39      | 118                         |
| 18  | 1974 .....                    | 18      | 15      | 16      | 19      | 30      | 59      | 157                         |
| 19  | Other .....                   | 181     | 59      | 97      | 116     | 198     | 446     | 1,097                       |
| 20  | 1974 .....                    | 171     | 102     | 167     | 196     | 372     | 428     | 1,436                       |
| 21  | Total .....                   | 838     | 699     | 956     | 1,221   | 1,703   | 2,902   | 8,319                       |
| 22  | 1974 .....                    | 894     | 816     | 1,355   | 1,559   | 2,371   | 3,578   | 10,573                      |
| <b>North America, Central<br/>America and Caribbean</b> |                               |         |         |         |         |         |         |                             |
| 23  | Antigua .....                 | 7       | 2       | 13      | 18      | 1       | 12      | 53                          |
| 24  | 1974 .....                    | 5       | 2       | 6       | 15      | 14      | 10      | 52                          |
| 25  | Bahamas .....                 | 27      | 15      | 52      | 29      | 43      | 38      | 204                         |
| 26  | 1974 .....                    | 25      | 29      | 33      | 20      | 45      | 54      | 206                         |
| 27  | Barbados .....                | 33      | 27      | 41      | 57      | 52      | 88      | 298                         |
| 28  | 1974 .....                    | 25      | 16      | 46      | 49      | 45      | 105     | 286                         |
| 29  | Bermuda .....                 | 39      | 54      | 64      | 88      | 99      | 100     | 444                         |
| 30  | 1974 .....                    | 72      | 43      | 89      | 56      | 71      | 88      | 419                         |
| 31  | Cuba .....                    | 11      | 12      | 2       | 30      | 14      | 16      | 85                          |
| 32  | 1974 .....                    | 15      | 14      | 18      | 39      | 28      | 32      | 146                         |
| 33  | Haiti .....                   | 80      | 40      | 82      | 106     | 84      | 159     | 551                         |
| 34  | 1974 .....                    | 76      | 84      | 129     | 97      | 138     | 207     | 731                         |
| 35  | Jamaica .....                 | 69      | 58      | 72      | 99      | 81      | 221     | 600                         |
| 36  | 1974 .....                    | 56      | 84      | 136     | 84      | 139     | 136     | 635                         |
| 37  | Mexico .....                  | 161     | 141     | 242     | 290     | 493     | 408     | 1,735                       |
| 38  | 1974 .....                    | 201     | 196     | 174     | 317     | 693     | 700     | 2,281                       |
| 39  | St. Pierre and Miquelon ..... | 8       | 4       | 3       | 1       | 5       | 7       | 28                          |
| 40  | 1974 .....                    | 9       | 5       | 2       | 4       | 8       | 7       | 35                          |
| 41  | Trinidad and Tobago .....     | 82      | 49      | 72      | 111     | 131     | 181     | 626                         |
| 42  | 1974 .....                    | 59      | 112     | 131     | 107     | 110     | 184     | 703                         |
| 43  | United States .....           | 182,933 | 201,955 | 238,017 | 265,036 | 313,293 | 392,361 | 1,593,595                   |
| 44  | 1974 .....                    | 181,659 | 210,291 | 213,976 | 244,793 | 282,517 | 374,149 | 1,507,385                   |
| 45  | Other .....                   | 105     | 85      | 161     | 210     | 268     | 378     | 1,207                       |
| 46  | 1974 .....                    | 210     | 226     | 235     | 246     | 473     | 439     | 1,829                       |
| 47  | Total .....                   | 183,555 | 202,442 | 238,821 | 266,075 | 314,564 | 393,969 | 1,599,426                   |
| 48  | 1974 .....                    | 182,412 | 211,102 | 214,975 | 245,827 | 284,281 | 376,111 | 1,514,708                   |
| <b>South America</b>                                    |                               |         |         |         |         |         |         |                             |
| 49  | Argentina .....               | 53      | 55      | 86      | 97      | 109     | 121     | 521                         |
| 50  | 1974 .....                    | 98      | 79      | 90      | 95      | 168     | 176     | 706                         |
| 51  | Brazil .....                  | 141     | 87      | 83      | 149     | 181     | 248     | 889                         |
| 52  | 1974 .....                    | 201     | 176     | 118     | 137     | 272     | 238     | 1,142                       |
| 53  | Colombia .....                | 35      | 28      | 61      | 65      | 95      | 117     | 401                         |
| 54  | 1974 .....                    | 77      | 55      | 84      | 92      | 128     | 189     | 625                         |
| 55  | Guyana .....                  | 11      | 19      | 33      | 41      | 21      | 39      | 164                         |
| 56  | 1974 .....                    | 28      | 29      | 40      | 44      | 29      | 79      | 249                         |
| 57  | Venezuela .....               | 53      | 40      | 72      | 89      | 99      | 131     | 484                         |
| 58  | 1974 .....                    | 101     | 51      | 67      | 101     | 134     | 172     | 626                         |
| 59  | Other .....                   | 105     | 96      | 132     | 118     | 230     | 265     | 946                         |
| 60  | 1974 .....                    | 119     | 139     | 174     | 189     | 304     | 286     | 1,211                       |
| 61  | Total .....                   | 398     | 325     | 467     | 559     | 735     | 921     | 3,405                       |
| 62  | 1974 .....                    | 624     | 529     | 573     | 658     | 1,035   | 1,140   | 4,559                       |
| <b>Oceania and Other<br/>Ocean Islands</b>              |                               |         |         |         |         |         |         |                             |
| 63  | Australia .....               | 131     | 131     | 152     | 236     | 342     | 502     | 1,494                       |
| 64  | 1974 .....                    | 269     | 229     | 238     | 332     | 432     | 661     | 2,161                       |
| 65  | New Zealand .....             | 51      | 24      | 19      | 31      | 50      | 92      | 267                         |
| 66  | 1974 .....                    | 46      | 26      | 45      | 61      | 57      | 112     | 347                         |
| 67  | Other .....                   | 9       | 10      | 6       | 9       | 17      | 17      | 68                          |
| 68  | 1974 .....                    | 5       | -       | 7       | 11      | 16      | 43      | 82                          |
| 69  | Total .....                   | 191     | 165     | 177     | 276     | 409     | 611     | 1,829                       |
| 70  | 1974 .....                    | 320     | 255     | 290     | 404     | 505     | 816     | 2,590                       |
| 71  | Grand total .....             | 191,385 | 211,208 | 249,474 | 281,192 | 334,190 | 424,158 | 1,691,607                   |
| 72  | 1974 .....                    | 192,670 | 220,763 | 229,197 | 259,937 | 304,864 | 409,833 | 1,617,264                   |

(1) Additional data are available by country on request.

TABLEAU 8B. Voyageurs non résidents entrant au Canada, selon le pays de résidence(1) - fin

| J       | A       | S       | O       | N       | D       | Year<br>-<br>Année | Pays de<br>résidence                 | NO |
|---------|---------|---------|---------|---------|---------|--------------------|--------------------------------------|----|
|         |         |         |         |         |         |                    | <u>Asie - fin</u>                    |    |
| 841     | 870     | 582     | 269     | 224     | 243     | 5,277              | 1973 Israël .....                    | 1  |
| 1,945   |         |         |         |         |         |                    | 1974 .....                           | 2  |
| 611     | 1,100   | 573     | 615     | 296     | 166     | 5,667              | 1973 Japon .....                     | 3  |
| 610     |         |         |         |         |         |                    | 1974 .....                           | 4  |
| 13      | 24      | 36      | 25      | 25      | 13      | 241                | 1973 Corée du Sud .....              | 5  |
| 29      |         |         |         |         |         |                    | 1974 .....                           | 6  |
| 186     | 195     | 124     | 90      | 55      | 82      | 1,121              | 1973 Liban .....                     | 7  |
| 259     |         |         |         |         |         |                    | 1974 .....                           | 8  |
| 124     | 130     | 106     | 78      | 61      | 54      | 872                | 1973 Pakistan .....                  | 9  |
| 107     |         |         |         |         |         |                    | 1974 .....                           | 10 |
| 38      | 49      | 65      | 40      | 62      | 23      | 433                | 1973 Philippines .....               | 11 |
| 85      |         |         |         |         |         |                    | 1974 .....                           | 12 |
| 16      | 14      | 14      | 13      | 9       | 1       | 123                | 1973 Sri Lanka .....                 | 13 |
| 12      |         |         |         |         |         |                    | 1974 .....                           | 14 |
| 26      | 27      | 24      | 12      | 24      | 7       | 165                | 1973 Syrie .....                     | 15 |
| 38      |         |         |         |         |         |                    | 1974 .....                           | 16 |
| 53      | 64      | 58      | 42      | 23      | 35      | 393                | 1973 Taïwan .....                    | 17 |
| 62      |         |         |         |         |         |                    | 1974 .....                           | 18 |
| 294     | 455     | 389     | 193     | 178     | 217     | 2,823              | 1973 Autres .....                    | 19 |
| 452     |         |         |         |         |         |                    | 1974 .....                           | 20 |
| 2,675   | 3,559   | 2,538   | 1,695   | 1,150   | 1,083   | 21,019             | 1973 Total .....                     | 21 |
| 4,266   |         |         |         |         |         |                    | 1974 .....                           | 22 |
|         |         |         |         |         |         |                    | <u>Amérique du Nord,</u>             |    |
|         |         |         |         |         |         |                    | <u>Amérique centrale et Antilles</u> |    |
| 20      | 9       | 13      | 18      | 6       | 8       | 127                | 1973 Antigua .....                   | 23 |
| 11      |         |         |         |         |         |                    | 1974 .....                           | 24 |
| 108     | 115     | 76      | 47      | 34      | 39      | 623                | 1973 Bahamas .....                   | 25 |
| 62      |         |         |         |         |         |                    | 1974 .....                           | 26 |
| 166     | 149     | 105     | 94      | 26      | 46      | 884                | 1973 Barbade .....                   | 27 |
| 164     |         |         |         |         |         |                    | 1974 .....                           | 28 |
| 171     | 227     | 167     | 121     | 80      | 277     | 1,487              | 1973 Bermudes .....                  | 29 |
| 123     |         |         |         |         |         |                    | 1974 .....                           | 30 |
| 28      | 28      | 45      | 27      | 12      | 13      | 238                | 1973 Cuba .....                      | 31 |
| 59      |         |         |         |         |         |                    | 1974 .....                           | 32 |
| 340     | 637     | 256     | 136     | 60      | 91      | 2,071              | 1973 Haïti .....                     | 33 |
| 395     |         |         |         |         |         |                    | 1974 .....                           | 34 |
| 215     | 225     | 147     | 125     | 72      | 71      | 1,455              | 1973 Jamaïque .....                  | 35 |
| 200     |         |         |         |         |         |                    | 1974 .....                           | 36 |
| 657     | 775     | 452     | 381     | 183     | 296     | 4,479              | 1973 Mexique .....                   | 37 |
| 1,068   |         |         |         |         |         |                    | 1974 .....                           | 38 |
| 2       | 14      | 6       | 4       | 8       | 4       | 66                 | 1973 St. Pierre-et-Miquelon .....    | 39 |
| 3       |         |         |         |         |         |                    | 1974 .....                           | 40 |
| 325     | 431     | 321     | 157     | 120     | 126     | 2,106              | 1973 Trinité et Tobago .....         | 41 |
| 272     |         |         |         |         |         |                    | 1974 .....                           | 42 |
| 636,735 | 673,808 | 384,854 | 332,424 | 225,527 | 216,638 | 4,063,581          | 1973 États-Unis .....                | 43 |
| 551,918 |         |         |         |         |         |                    | 1974 .....                           | 44 |
| 508     | 397     | 397     | 247     | 219     | 263     | 3,238              | 1973 Autres .....                    | 45 |
| 411     |         |         |         |         |         |                    | 1974 .....                           | 46 |
| 639,275 | 676,815 | 386,839 | 333,781 | 226,347 | 217,872 | 4,080,355          | 1973 Total .....                     | 47 |
| 554,686 |         |         |         |         |         |                    | 1974 .....                           | 48 |
|         |         |         |         |         |         |                    | <u>Amérique du Sud</u>               |    |
| 148     | 138     | 127     | 112     | 59      | 84      | 1,189              | 1973 Argentine .....                 | 49 |
| 254     |         |         |         |         |         |                    | 1974 .....                           | 50 |
| 299     | 203     | 169     | 182     | 145     | 172     | 2,059              | 1973 Brésil .....                    | 51 |
| 547     |         |         |         |         |         |                    | 1974 .....                           | 52 |
| 155     | 156     | 143     | 120     | 67      | 102     | 1,144              | 1973 Colombie .....                  | 53 |
| 205     |         |         |         |         |         |                    | 1974 .....                           | 54 |
| 60      | 97      | 116     | 43      | 44      | 23      | 547                | 1973 Guyane .....                    | 55 |
| 99      |         |         |         |         |         |                    | 1974 .....                           | 56 |
| 171     | 249     | 200     | 113     | 66      | 198     | 1,481              | 1973 Venezuela .....                 | 57 |
| 203     |         |         |         |         |         |                    | 1974 .....                           | 58 |
| 171     | 301     | 235     | 204     | 145     | 135     | 2,137              | 1973 Autres .....                    | 59 |
| 282     |         |         |         |         |         |                    | 1974 .....                           | 60 |
| 1,004   | 1,144   | 990     | 774     | 526     | 714     | 8,557              | 1973 Total .....                     | 61 |
| 1,590   |         |         |         |         |         |                    | 1974 .....                           | 62 |
|         |         |         |         |         |         |                    | <u>Océanie et autres îles</u>        |    |
|         |         |         |         |         |         |                    | <u>océaniques</u>                    |    |
| 516     | 555     | 541     | 474     | 256     | 272     | 4,108              | 1973 Australie .....                 | 63 |
| 745     |         |         |         |         |         |                    | 1974 .....                           | 64 |
| 115     | 131     | 92      | 114     | 54      | 65      | 838                | 1973 Nouvelle-Zélande .....          | 65 |
| 98      |         |         |         |         |         |                    | 1974 .....                           | 66 |
| 24      | 28      | 18      | 5       | 12      | 22      | 177                | 1973 Autres .....                    | 67 |
| 35      |         |         |         |         |         |                    | 1974 .....                           | 68 |
| 655     | 714     | 651     | 593     | 322     | 359     | 5,123              | 1973 Total .....                     | 69 |
| 878     |         |         |         |         |         |                    | 1974 .....                           | 70 |
| 672,571 | 709,614 | 408,863 | 353,827 | 239,614 | 233,704 | 4,309,800          | 1973 Total global .....              | 71 |
| 593,825 |         |         |         |         |         |                    | 1974 .....                           | 72 |

(1) D'autres renseignements sont disponibles par pays, sur demande.

TABLE 8C. Resident Travellers Returning to Canada by Type of Transportation

| No.  | Type of transportation        | J    | F       | M       | A       | M       | J       | Six months - Six mois |           |
|--|-------------------------------|------|---------|---------|---------|---------|---------|-----------------------|-----------|
| Returning from the United States(1)                      |                               |      |         |         |         |         |         |                       |           |
| <u>Land</u>  |                               |      |         |         |         |         |         |                       |           |
| 1  | Automobile .....              | 1973 | 209,192 | 179,228 | 241,868 | 307,492 | 343,942 | 505,915               | 1,787,637 |
| 2  |                               | 1974 | 160,275 | 147,767 | 175,289 | 236,640 | 296,307 | 504,727               | 1,521,005 |
| 3  | Same day .....                | 1973 | 139,431 | 126,299 | 172,685 | 208,957 | 241,392 | 320,284               | 1,209,048 |
| 4  |                               | 1974 | 115,623 | 109,876 | 129,172 | 169,915 | 210,166 | 320,142               | 1,054,894 |
| 5  | One night .....               | 1973 | 9,827   | 8,579   | 9,558   | 13,341  | 16,856  | 25,857                | 84,018    |
| 6  |                               | 1974 | 5,943   | 5,509   | 6,821   | 8,171   | 13,129  | 25,804                | 65,377    |
| 7  | Two or more nights .....      | 1973 | 59,934  | 44,350  | 59,625  | 85,194  | 85,694  | 159,774               | 494,571   |
| 8  |                               | 1974 | 38,709  | 32,382  | 39,296  | 58,554  | 73,012  | 158,781               | 400,734   |
| 9  | Bus .....                     | 1973 | 12,836  | 12,477  | 12,645  | 14,653  | 12,080  | 20,352                | 85,043    |
| 10   |                               | 1974 | 12,789  | 10,754  | 14,093  | 26,374  | 27,945  | 29,842                | 121,797   |
| 11   | Same day .....                | 1973 | 4,811   | 5,452   | 5,385   | 2,674   | 4,063   | 10,600                | 32,985    |
| 12   |                               | 1974 | 3,380   | 4,405   | 4,165   | 12,467  | 19,276  | 19,680                | 63,373    |
| 13   | One or more nights .....      | 1973 | 8,025   | 7,025   | 7,260   | 11,979  | 8,017   | 9,752                 | 52,058    |
| 14   |                               | 1974 | 9,409   | 6,349   | 9,928   | 13,907  | 8,669   | 10,162                | 58,424    |
| 15   | Rail .....                    | 1973 | 1,132   | 511     | 1,037   | 1,687   | 481     | 370                   | 5,218     |
| 16   |                               | 1974 | 1,142   | 1,185   | 1,028   | 1,932   | 1,172   | 744                   | 7,203     |
| 17   | Other methods .....           | 1973 | 3,490   | 3,172   | 4,430   | 5,601   | 7,152   | 9,124                 | 32,969    |
| 18   |                               | 1974 | 3,767   | 3,247   | 3,800   | 5,424   | 6,268   | 9,968                 | 32,474    |
| 19   | Total land .....              | 1973 | 226,650 | 195,388 | 259,980 | 329,433 | 363,655 | 535,761               | 1,910,867 |
| 20   |                               | 1974 | 177,973 | 162,953 | 194,210 | 270,370 | 331,692 | 407,712               | 1,682,479 |
| <u>Air</u>   |                               |      |         |         |         |         |         |                       |           |
| 21   | Commercial .....              | 1973 | 38,422  | 29,798  | 42,755  | 34,345  | 23,073  | 21,168                | 189,561   |
| 22   |                               | 1974 | 46,865  | 35,606  | 57,990  | 38,992  | 27,392  | 23,260                | 230,105   |
| 23   | Private .....                 | 1973 | 691     | 590     | 803     | 895     | 831     | 731                   | 4,541     |
| 24   |                               | 1974 | 697     | 647     | 795     | 981     | 897     | 900                   | 4,917     |
| 25   | Total air .....               | 1973 | 39,113  | 30,388  | 43,558  | 35,240  | 23,904  | 21,899                | 194,102   |
| 26   |                               | 1974 | 47,562  | 36,253  | 58,785  | 39,973  | 28,289  | 24,160                | 235,022   |
| <u>Marine</u>  |                               |      |         |         |         |         |         |                       |           |
| 27   | Commercial .....              | 1973 | -       | -       | -       | -       | -       | -                     | -         |
| 28   |                               | 1974 | -       | -       | -       | -       | -       | -                     | -         |
| 29   | Private .....                 | 1973 | -       | -       | 8       | 18      | 149     | 938                   | 1,113     |
| 30   |                               | 1974 | -       | -       | -       | 7       | 110     | 799                   | 916       |
| 31   | Total marine .....            | 1973 | -       | -       | 8       | 18      | 149     | 938                   | 1,113     |
| 32   |                               | 1974 | -       | -       | -       | 7       | 110     | 799                   | 916       |
| 33   | Total .....                   | 1973 | 265,763 | 225,776 | 303,546 | 364,691 | 387,708 | 558,598               | 2,106,082 |
| 34   |                               | 1974 | 225,535 | 199,206 | 252,995 | 310,350 | 360,091 | 570,240               | 1,918,417 |
| Returning from countries other than the United States(2) |                               |      |         |         |         |         |         |                       |           |
| <u>Land (via the U.S.A.)</u>                             |                               |      |         |         |         |         |         |                       |           |
| 35   |                               | 1973 | 399     | 383     | 572     | 345     | 101     | 1,017                 | 2,817     |
| 36   |                               | 1974 | 1,060   | 355     | 199     | 49      | 77      | 304                   | 2,044     |
| <u>Air</u>   |                               |      |         |         |         |         |         |                       |           |
| 37   | Returning direct .....        | 1973 | 36,425  | 23,504  | 38,466  | 33,662  | 29,866  | 31,618                | 193,541   |
| 38   |                               | 1974 | 43,166  | 27,683  | 50,812  | 28,126  | 26,470  | 29,385                | 205,642   |
| 39   | Returning via the U.S.A. .... | 1973 | 3,567   | 3,369   | 4,076   | 1,727   | 1,323   | 1,158                 | 15,220    |
| 40   |                               | 1974 | 4,328   | 3,025   | 6,134   | 3,927   | 1,629   | 1,369                 | 20,412    |
| 41   | Total air .....               | 1973 | 39,992  | 26,873  | 42,542  | 35,389  | 31,189  | 32,776                | 208,761   |
| 42   |                               | 1974 | 47,494  | 30,708  | 56,946  | 32,053  | 28,099  | 30,754                | 226,054   |
| <u>Marine</u>  |                               |      |         |         |         |         |         |                       |           |
| 43   | Returning direct .....        | 1973 | 4       | 4       | -       | 176     | 161     | 316                   | 661       |
| 44   |                               | 1974 | 1       | 8       | 11      | 71      | 99      | 294                   | 484       |
| 45   | Returning via the U.S.A. .... | 1973 | -       | -       | -       | -       | 2       | -                     | 2         |
| 46   |                               | 1974 | -       | -       | -       | -       | -       | -                     | -         |
| 47   | Total marine .....            | 1973 | 4       | 4       | -       | 176     | 163     | 316                   | 663       |
| 48   |                               | 1974 | 1       | 8       | 11      | 71      | 99      | 294                   | 484       |
| 49   | Total .....                   | 1973 | 40,395  | 27,260  | 43,114  | 35,910  | 31,453  | 34,109                | 212,241   |
| 50   |                               | 1974 | 48,555  | 31,071  | 57,156  | 32,173  | 28,275  | 31,352                | 228,582   |
| 51   | Grand total .....             | 1973 | 306,158 | 253,036 | 346,660 | 400,601 | 419,161 | 592,707               | 2,318,323 |
| 52   |                               | 1974 | 274,090 | 230,277 | 310,151 | 342,523 | 388,366 | 601,592               | 2,146,999 |

(1) Continental United States and Alaska.

(2) Includes Hawaii, Puerto Rico, Philippines and other U.S. protectorates.

TABLEAU 8C. Voyageurs résidents revenant au Canada, selon le moyen de transport

| J   | A       | S       | O       | N       | D       | Year<br>-<br>Année | Moyen de<br>transport            | No |
|---|---------|---------|---------|---------|---------|--------------------|----------------------------------|----|
| Rentrée des États-Unis(1)                     |         |         |         |         |         |                    |                                  |    |
| 979,178                                       | 734,392 | 431,994 | 315,628 | 198,101 | 164,331 | 4,611,261          | 1973 Automobile .....            | 1  |
| 906,167                                       |         |         |         |         |         |                    | 1974 .....                       | 2  |
| 464,000                                       | 354,832 | 241,638 | 204,084 | 139,240 | 122,041 | 2,734,883          | 1973 Même jour .....             | 3  |
| 424,312                                       |         |         |         |         |         |                    | 1974 .....                       | 4  |
| 47,188  | 36,814  | 23,482  | 15,819  | 9,388   | 6,768   | 223,477            | 1973 Une nuit .....              | 5  |
| 37,840  |         |         |         |         |         |                    | 1974 .....                       | 6  |
| 467,990                                       | 342,746 | 166,874 | 95,725  | 49,473  | 35,522  | 1,652,901          | 1973 Deux nuits ou plus .....    | 7  |
| 444,015                                       |         |         |         |         |         |                    | 1974 .....                       | 8  |
| 31,275  | 27,795  | 14,820  | 12,206  | 8,002   | 9,670   | 188,811            | 1973 Autocar .....               | 9  |
| 33,080  |         |         |         |         |         |                    | 1974 .....                       | 10 |
| 10,127  | 8,747   | 4,368   | 4,370   | 2,019   | 2,623   | 65,239             | 1973 Même jour .....             | 11 |
| 11,480  |         |         |         |         |         |                    | 1974 .....                       | 12 |
| 21,148  | 19,048  | 10,452  | 7,836   | 5,983   | 7,047   | 123,572            | 1973 Une nuit ou plus .....      | 13 |
| 21,600  |         |         |         |         |         |                    | 1974 .....                       | 14 |
| 867   | 274     | 460     | 937     | 494     | 728     | 8,978              | 1973 Chemin de fer .....         | 15 |
| 831   |         |         |         |         |         |                    | 1974 .....                       | 16 |
| 11,124  | 9,792   | 6,652   | 5,024   | 3,791   | 3,495   | 72,847             | 1973 Autres moyens .....         | 17 |
| 10,209  |         |         |         |         |         |                    | 1974 .....                       | 18 |
| 1,024,444                                     | 772,253 | 453,926 | 333,795 | 210,388 | 178,224 | 4,881,897          | 1973 Total, par terre .....      | 19 |
| 950,287                                       |         |         |         |         |         |                    | 1974 .....                       | 20 |
|   |         |         |         |         |         |                    | <u>Par air</u>                   |    |
| 22,970  | 24,000  | 21,622  | 23,899  | 26,112  | 27,522  | 335,686            | 1973 Commercial .....            | 21 |
| 22,768  |         |         |         |         |         |                    | 1974 .....                       | 22 |
| 887   | 790     | 821     | 711     | 660     | 443     | 8,853              | 1973 Privé .....                 | 23 |
| 1,014   |         |         |         |         |         |                    | 1974 .....                       | 24 |
| 23,857  | 24,790  | 22,443  | 24,610  | 26,772  | 27,965  | 344,539            | 1973 Total, par air .....        | 25 |
| 23,782  |         |         |         |         |         |                    | 1974 .....                       | 26 |
|   |         |         |         |         |         |                    | <u>Par mer</u>                   |    |
| 29  | 2       | 4       | -       | -       | -       | 35                 | 1973 Commercial .....            | 27 |
| 43  |         |         |         |         |         |                    | 1974 .....                       | 28 |
| 3,289   | 2,443   | 1,063   | 324     | 1       | -       | 8,233              | 1973 Privé .....                 | 29 |
| 2,663   |         |         |         |         |         |                    | 1974 .....                       | 30 |
| 3,318   | 2,445   | 1,067   | 324     | 1       | -       | 8,268              | 1973 Total, par mer .....        | 31 |
| 2,706   |         |         |         |         |         |                    | 1974 .....                       | 32 |
| 1,049,619                                     | 799,488 | 477,436 | 358,729 | 237,161 | 206,189 | 5,234,704          | 1973 Total .....                 | 33 |
| 976,775                                       |         |         |         |         |         |                    | 1974 .....                       | 34 |
| Rentrée des pays autres que les États-Unis(2) |         |         |         |         |         |                    |                                  |    |
|   |         |         |         |         |         |                    | <u>Par terre (via les É.-U.)</u> |    |
| 243   | 306     | 6       | 62      | 260     | 109     | 3,803              | 1973 .....                       | 35 |
| 135   |         |         |         |         |         |                    | 1974 .....                       | 36 |
|   |         |         |         |         |         |                    | <u>Par air</u>                   |    |
| 38,764  | 65,121  | 45,489  | 33,970  | 20,002  | 17,618  | 414,505            | 1973 Rentrée directe .....       | 37 |
| 35,829  |         |         |         |         |         |                    | 1974 .....                       | 38 |
| 1,704   | 3,044   | 2,436   | 1,365   | 1,636   | 2,160   | 27,565             | 1973 Rentrée via les É.-U. ....  | 39 |
| 1,677   |         |         |         |         |         |                    | 1974 .....                       | 40 |
| 40,468  | 68,165  | 47,925  | 35,335  | 21,638  | 19,778  | 442,070            | 1973 Total, par air .....        | 41 |
| 37,506  |         |         |         |         |         |                    | 1974 .....                       | 42 |
|   |         |         |         |         |         |                    | <u>Par mer</u>                   |    |
| 1,736   | 1,347   | 132     | 212     | 154     | -       | 4,242              | 1973 Rentrée directe .....       | 43 |
| 2,543   |         |         |         |         |         |                    | 1974 .....                       | 44 |
| 1   | 1       | 4       | -       | -       | -       | 8                  | 1973 Rentrée via les É.-U. ....  | 45 |
| 29  |         |         |         |         |         |                    | 1974 .....                       | 46 |
| 1,737   | 1,348   | 136     | 212     | 154     | -       | 4,250              | 1973 Total, par mer .....        | 47 |
| 2,572   |         |         |         |         |         |                    | 1974 .....                       | 48 |
| 42,448  | 69,819  | 48,067  | 35,609  | 22,052  | 19,887  | 450,123            | 1973 Total .....                 | 49 |
| 40,213  |         |         |         |         |         |                    | 1974 .....                       | 50 |
| 1,092,067                                     | 869,307 | 525,503 | 394,338 | 259,213 | 226,076 | 5,684,827          | 1973 Total global .....          | 51 |
| 1,016,988                                     |         |         |         |         |         |                    | 1974 .....                       | 52 |

(1) États-Unis continentaux et Alaska.

(2) Comprend Hawaii, Porto Rico, Philippines et les autres protections des États-Unis.

TABLE 8D. Number of Vehicles Travelling Between Canada and the United States

| No.                    | Type of vehicle                |      | J       | F       | M       | A       | M       | J       | Six months<br>-<br>Six mois |
|------------------------|--------------------------------|------|---------|---------|---------|---------|---------|---------|-----------------------------|
| United States vehicles |                                |      |         |         |         |         |         |         |                             |
|                        | <u>Automobile</u>              |      |         |         |         |         |         |         |                             |
| 1                      | Same day .....                 | 1973 | 47,405  | 45,291  | 56,514  | 55,929  | 63,957  | 67,755  | 336,851                     |
| 2                      |                                | 1974 | 44,719  | 49,797  | 52,136  | 49,965  | 55,926  | 62,352  | 314,895                     |
| 3                      | One night .....                | 1973 | 3,167   | 3,511   | 4,126   | 3,921   | 4,838   | 6,078   | 25,641                      |
| 4                      |                                | 1974 | 2,200   | 2,104   | 2,526   | 2,885   | 3,656   | 4,941   | 18,312                      |
| 5                      | Two or more nights .....       | 1973 | 13,609  | 17,720  | 19,957  | 25,664  | 31,948  | 46,586  | 155,484                     |
| 6                      |                                | 1974 | 13,320  | 14,302  | 14,996  | 22,885  | 28,498  | 42,762  | 136,763                     |
| 7                      | Total .....                    | 1973 | 64,181  | 66,522  | 80,597  | 85,514  | 100,743 | 120,419 | 517,976                     |
| 8                      |                                | 1974 | 60,239  | 66,203  | 69,658  | 75,735  | 88,080  | 110,055 | 469,970                     |
| 9                      | Trucks used commercially ..... | 1973 | 13,652  | 13,175  | 13,070  | 11,269  | 13,652  | 12,478  | 77,296                      |
| 10                     |                                | 1974 | 14,094  | 13,406  | 14,746  | 12,716  | 13,238  | 11,997  | 80,197                      |
| 11                     | Other vehicles .....           | 1973 | 13      | 126     | 283     | 644     | 1,094   | 1,861   | 4,021                       |
| 12                     |                                | 1974 | 44      | 387     | 289     | 631     | 716     | 2,097   | 4,164                       |
| 13                     | Total .....                    | 1973 | 77,846  | 79,823  | 93,950  | 97,427  | 115,489 | 134,758 | 599,293                     |
| 14                     |                                | 1974 | 74,377  | 79,996  | 84,693  | 89,082  | 102,034 | 124,149 | 554,331                     |
| Canadian vehicles      |                                |      |         |         |         |         |         |         |                             |
|                        | <u>Automobile</u>              |      |         |         |         |         |         |         |                             |
| 15                     | Same day .....                 | 1973 | 59,237  | 54,693  | 71,808  | 83,016  | 95,644  | 118,016 | 482,414                     |
| 16                     |                                | 1974 | 51,693  | 48,606  | 56,283  | 71,496  | 85,873  | 117,876 | 431,827                     |
| 17                     | One night .....                | 1973 | 4,020   | 3,447   | 3,913   | 5,211   | 6,709   | 9,925   | 33,225                      |
| 18                     |                                | 1974 | 2,567   | 2,421   | 2,893   | 3,369   | 5,218   | 9,890   | 26,358                      |
| 19                     | Two or more nights .....       | 1973 | 21,261  | 16,116  | 21,775  | 30,097  | 31,003  | 55,088  | 175,340                     |
| 20                     |                                | 1974 | 14,233  | 12,456  | 14,900  | 21,283  | 26,862  | 53,806  | 143,540                     |
| 21                     | Total .....                    | 1973 | 84,518  | 74,256  | 97,496  | 118,324 | 133,356 | 183,029 | 690,979                     |
| 22                     |                                | 1974 | 68,493  | 63,483  | 74,076  | 96,148  | 117,953 | 181,572 | 601,725                     |
| 23                     | Trucks used commercially ..... | 1973 | 26,479  | 24,692  | 20,934  | 14,711  | 16,828  | 18,088  | 121,732                     |
| 24                     |                                | 1974 | 23,415  | 22,616  | 20,424  | 14,758  | 14,573  | 14,108  | 109,894                     |
| 25                     | Other vehicles .....           | 1973 | 4       | 85      | 338     | 1,198   | 2,145   | 3,717   | 7,487                       |
| 26                     |                                | 1974 | 15      | 82      | 140     | 1,023   | 1,567   | 4,568   | 7,395                       |
| 27                     | Total .....                    | 1973 | 111,001 | 99,033  | 118,768 | 134,233 | 152,329 | 204,834 | 820,198                     |
| 28                     |                                | 1974 | 91,923  | 86,181  | 94,640  | 111,929 | 134,093 | 200,248 | 719,014                     |
| Total vehicles         |                                |      |         |         |         |         |         |         |                             |
|                        | <u>Automobile</u>              |      |         |         |         |         |         |         |                             |
| 29                     | Same day .....                 | 1973 | 106,642 | 99,984  | 128,322 | 138,945 | 159,601 | 185,771 | 819,265                     |
| 30                     |                                | 1974 | 96,412  | 98,403  | 108,419 | 121,461 | 141,799 | 180,228 | 746,722                     |
| 31                     | One night .....                | 1973 | 7,187   | 6,958   | 8,039   | 9,132   | 11,547  | 16,003  | 58,866                      |
| 32                     |                                | 1974 | 4,767   | 4,525   | 5,419   | 6,254   | 8,874   | 14,831  | 44,670                      |
| 33                     | Two or more nights .....       | 1973 | 34,870  | 33,836  | 41,732  | 55,761  | 62,951  | 101,674 | 330,824                     |
| 34                     |                                | 1974 | 27,553  | 26,758  | 29,896  | 44,168  | 55,360  | 96,568  | 280,303                     |
| 35                     | Total .....                    | 1973 | 148,699 | 140,778 | 178,093 | 203,838 | 234,099 | 303,448 | 1,208,955                   |
| 36                     |                                | 1974 | 128,732 | 129,686 | 143,734 | 171,883 | 206,033 | 291,627 | 1,071,695                   |
| 37                     | Trucks used commercially ..... | 1973 | 40,131  | 37,867  | 34,004  | 25,980  | 30,480  | 30,566  | 199,028                     |
| 38                     |                                | 1974 | 37,509  | 36,022  | 35,170  | 27,474  | 27,811  | 26,105  | 190,091                     |
| 39                     | Other vehicles .....           | 1973 | 17      | 211     | 621     | 1,842   | 3,239   | 5,578   | 11,508                      |
| 40                     |                                | 1974 | 59      | 469     | 429     | 1,654   | 2,283   | 6,665   | 11,559                      |
| 41                     | Total .....                    | 1973 | 188,847 | 178,856 | 212,718 | 231,660 | 267,818 | 339,592 | 1,419,491                   |
| 42                     |                                | 1974 | 166,300 | 166,177 | 179,333 | 201,011 | 236,127 | 324,397 | 1,273,345                   |

TABLEAU 8D. Nombre de véhicules voyageant entre le Canada et les États-Unis

| J                        | A       | S       | O       | N       | D       | Year<br>—<br>Année | Genre de véhicule              | N <sup>o</sup> |
|--------------------------|---------|---------|---------|---------|---------|--------------------|--------------------------------|----------------|
| Véhicules des États-Unis |         |         |         |         |         |                    |                                |                |
|                          |         |         |         |         |         |                    | <u>Automobile</u>              |                |
| 85,192                   | 85,460  | 66,462  | 62,020  | 52,479  | 47,837  | 736,301            | 1973 Même jour .....           | 1              |
| 73,738                   |         |         |         |         |         |                    | 1974                           | 2              |
| 8,877                    | 8,722   | 5,962   | 5,165   | 3,641   | 2,776   | 60,784             | 1973 Une nuit .....            | 3              |
| 6,304                    |         |         |         |         |         |                    | 1974                           | 4              |
| 90,509                   | 100,941 | 49,698  | 42,342  | 21,846  | 20,829  | 481,649            | 1973 Deux nuits ou plus .....  | 5              |
| 79,292                   |         |         |         |         |         |                    | 1974                           | 6              |
| 184,578                  | 195,123 | 122,122 | 109,527 | 77,966  | 71,442  | 1,278,734          | 1973 Total .....               | 7              |
| 159,334                  |         |         |         |         |         |                    | 1974                           | 8              |
| 12,922                   | 15,652  | 14,212  | 14,561  | 14,312  | 11,506  | 160,461            | 1973 Camions commerciaux ..... | 9              |
| 12,963                   |         |         |         |         |         |                    | 1974                           | 10             |
| 3,069                    | 2,758   | 1,216   | 666     | 94      | 35      | 11,859             | 1973 Autres véhicules .....    | 11             |
| 2,835                    |         |         |         |         |         |                    | 1974                           | 12             |
| 200,569                  | 213,533 | 137,550 | 124,754 | 92,372  | 82,983  | 1,451,054          | 1973 Total .....               | 13             |
| 175,132                  |         |         |         |         |         |                    | 1974                           | 14             |
| Véhicules du Canada      |         |         |         |         |         |                    |                                |                |
|                          |         |         |         |         |         |                    | <u>Automobile</u>              |                |
| 153,372                  | 123,861 | 92,003  | 82,245  | 61,387  | 54,088  | 1,049,370          | 1973 Même jour .....           | 15             |
| 143,289                  |         |         |         |         |         |                    | 1974                           | 16             |
| 17,271                   | 13,930  | 9,067   | 6,306   | 4,037   | 2,928   | 86,764             | 1973 Une nuit .....            | 17             |
| 13,919                   |         |         |         |         |         |                    | 1974                           | 18             |
| 143,876                  | 108,489 | 56,676  | 34,824  | 19,664  | 13,718  | 552,587            | 1973 Deux nuits ou plus .....  | 19             |
| 138,589                  |         |         |         |         |         |                    | 1974                           | 20             |
| 314,519                  | 246,280 | 157,746 | 123,375 | 85,088  | 70,734  | 1,688,721          | 1973 Total .....               | 21             |
| 295,797                  |         |         |         |         |         |                    | 1974                           | 22             |
| 19,617                   | 24,412  | 20,885  | 22,662  | 22,738  | 17,778  | 249,824            | 1973 Camions commerciaux ..... | 23             |
| 16,619                   |         |         |         |         |         |                    | 1974                           | 24             |
| 4,767                    | 3,585   | 1,858   | 830     | 103     | 47      | 18,677             | 1973 Autres véhicules .....    | 25             |
| 4,532                    |         |         |         |         |         |                    | 1974                           | 26             |
| 338,903                  | 274,277 | 180,489 | 146,867 | 107,929 | 88,559  | 1,957,222          | 1973 Total .....               | 27             |
| 316,948                  |         |         |         |         |         |                    | 1974                           | 28             |
| Total, véhicules         |         |         |         |         |         |                    |                                |                |
|                          |         |         |         |         |         |                    | <u>Automobile</u>              |                |
| 238,564                  | 209,321 | 158,465 | 144,265 | 113,866 | 101,925 | 1,785,671          | 1973 Même jour .....           | 29             |
| 217,027                  |         |         |         |         |         |                    | 1974                           | 30             |
| 26,148                   | 22,652  | 15,029  | 11,471  | 7,678   | 5,704   | 147,548            | 1973 Une nuit .....            | 31             |
| 20,223                   |         |         |         |         |         |                    | 1974                           | 32             |
| 234,385                  | 209,430 | 106,374 | 77,166  | 41,510  | 34,547  | 1,034,236          | 1973 Deux nuits ou plus .....  | 33             |
| 217,881                  |         |         |         |         |         |                    | 1974                           | 34             |
| 499,097                  | 441,403 | 279,868 | 232,902 | 163,054 | 142,176 | 2,967,455          | 1973 Total .....               | 35             |
| 455,131                  |         |         |         |         |         |                    | 1974                           | 36             |
| 32,539                   | 40,064  | 35,097  | 37,223  | 37,050  | 29,284  | 410,285            | 1973 Camions commerciaux ..... | 37             |
| 29,582                   |         |         |         |         |         |                    | 1974                           | 38             |
| 7,836                    | 6,343   | 3,074   | 1,496   | 197     | 82      | 30,536             | 1973 Autres véhicules .....    | 39             |
| 7,367                    |         |         |         |         |         |                    | 1974                           | 40             |
| 539,472                  | 487,810 | 318,039 | 271,621 | 200,301 | 171,542 | 3,408,276          | 1973 Total .....               | 41             |
| 492,080                  |         |         |         |         |         |                    | 1974                           | 42             |

TABLE 9A. Non-resident Travellers Entering Canada by Type of Transportation

| No.   | Type of transportation       |      | J       | F       | M         | A         | M         | J         | Six months<br>-<br>Six mois |
|---|------------------------------|------|---------|---------|-----------|-----------|-----------|-----------|-----------------------------|
| Residents of the United States                      |                              |      |         |         |           |           |           |           |                             |
| <u>Land</u>   |                              |      |         |         |           |           |           |           |                             |
| 1   | Automobile .....             | 1973 | 819,694 | 771,493 | 947,106   | 1,281,786 | 1,633,020 | 2,441,527 | 7,894,626                   |
| 2   |                              | 1974 | 748,421 | 757,119 | 936,325   | 1,216,505 | 1,636,518 | 2,281,492 | 7,576,380                   |
| 3   | Same day .....               | 1973 | 706,547 | 652,411 | 768,852   | 1,013,591 | 1,133,088 | 1,585,626 | 5,860,115                   |
| 4   |                              | 1974 | 647,715 | 639,232 | 774,437   | 968,254   | 1,184,553 | 1,485,051 | 5,693,242                   |
| 5   | One night .....              | 1973 | 39,415  | 37,392  | 54,280    | 75,166    | 94,723    | 179,036   | 480,012                     |
| 6   |                              | 1974 | 31,850  | 32,766  | 44,371    | 64,696    | 99,018    | 164,203   | 436,904                     |
| 7   | Two or more nights .....     | 1973 | 73,732  | 81,690  | 123,974   | 193,029   | 405,209   | 676,865   | 1,554,499                   |
| 8   |                              | 1974 | 68,856  | 91,121  | 117,517   | 183,555   | 352,947   | 632,238   | 1,446,234                   |
| 9   | Bus .....                    | 1973 | 35,715  | 37,897  | 48,578    | 70,757    | 131,088   | 138,609   | 462,644                     |
| 10  |                              | 1974 | 35,643  | 40,108  | 49,018    | 71,146    | 152,318   | 145,987   | 494,220                     |
| 11  | Same day .....               | 1973 | 21,774  | 22,743  | 29,063    | 43,370    | 73,961    | 79,094    | 270,005                     |
| 12  |                              | 1974 | 22,447  | 23,737  | 29,334    | 39,590    | 95,287    | 100,351   | 310,746                     |
| 13  | One or more nights .....     | 1973 | 13,941  | 15,154  | 19,515    | 27,387    | 57,127    | 59,515    | 192,639                     |
| 14  |                              | 1974 | 13,196  | 16,371  | 19,684    | 31,556    | 57,031    | 45,636    | 183,474                     |
| 15  | Rail .....                   | 1973 | 112     | 69      | 125       | 183       | 219       | 321       | 1,029                       |
| 16  |                              | 1974 | 269     | 325     | 289       | 434       | 333       | 526       | 2,176                       |
| 17  | Other Methods .....          | 1973 | 4,023   | 3,906   | 8,178     | 13,827    | 18,341    | 35,165    | 83,440                      |
| 18  |                              | 1974 | 3,837   | 3,140   | 5,000     | 12,886    | 21,032    | 31,068    | 76,963                      |
| 19  | Total land .....             | 1973 | 859,544 | 813,365 | 1,003,987 | 1,366,553 | 1,782,668 | 2,615,622 | 8,441,739                   |
| 20  |                              | 1974 | 788,170 | 800,692 | 990,632   | 1,300,971 | 1,810,201 | 2,459,073 | 8,149,739                   |
| <u>Air</u>  |                              |      |         |         |           |           |           |           |                             |
| 21  | Commercial .....             | 1973 | 35,450  | 35,034  | 39,709    | 47,710    | 51,289    | 60,596    | 269,788                     |
| 22  |                              | 1974 | 39,764  | 40,968  | 50,754    | 53,240    | 62,050    | 75,556    | 322,332                     |
| 23  | Private .....                | 1973 | 2,949   | 2,943   | 3,113     | 3,580     | 7,837     | 12,177    | 32,599                      |
| 24  |                              | 1974 | 2,699   | 2,837   | 3,363     | 4,206     | 8,558     | 11,610    | 33,273                      |
| 25  | Total air .....              | 1973 | 38,399  | 37,977  | 42,822    | 51,290    | 59,126    | 72,773    | 302,387                     |
| 26  |                              | 1974 | 42,463  | 43,805  | 54,117    | 57,446    | 70,608    | 87,166    | 355,605                     |
| <u>Marine</u>                                       |                              |      |         |         |           |           |           |           |                             |
| 27  | Commercial .....             | 1973 | -       | 26      | 38        | -         | 16,120    | 108,828   | 125,012                     |
| 28  |                              | 1974 | -       | -       | -         | -         | 16,660    | 133,807   | 150,467                     |
| 29  | Private .....                | 1973 | -       | -       | 24        | 269       | 10,533    | 31,923    | 42,749                      |
| 30  |                              | 1974 | 10      | -       | 1         | 263       | 12,244    | 33,041    | 45,559                      |
| 31  | Total marine .....           | 1973 | -       | 26      | 62        | 269       | 26,653    | 140,751   | 167,761                     |
| 32  |                              | 1974 | 10      | -       | 1         | 263       | 28,904    | 166,848   | 196,026                     |
| 33  | Total .....                  | 1973 | 897,943 | 851,368 | 1,046,871 | 1,418,112 | 1,868,447 | 2,829,146 | 8,911,887                   |
| 34  |                              | 1974 | 830,643 | 844,497 | 1,044,750 | 1,358,680 | 1,909,713 | 2,713,087 | 8,701,370                   |
| Residents of countries other than the United States |                              |      |         |         |           |           |           |           |                             |
| <u>Land (via the U.S.A.)</u>                        |                              |      |         |         |           |           |           |           |                             |
| 35  | Same day .....               | 1973 | 2,972   | 2,471   | 5,101     | 13,310    | 14,292    | 15,775    | 53,921                      |
| 36  |                              | 1974 | 3,033   | 2,521   | 4,278     | 11,207    | 12,709    | 15,285    | 49,033                      |
| 37  | One or more nights .....     | 1973 | 2,017   | 1,798   | 2,594     | 8,054     | 11,124    | 11,882    | 37,469                      |
| 38  |                              | 1974 | 2,656   | 1,903   | 3,878     | 9,406     | 9,515     | 13,153    | 40,511                      |
| 39  | Total land .....             | 1973 | 4,989   | 4,269   | 7,695     | 21,364    | 25,416    | 27,657    | 91,390                      |
| 40  |                              | 1974 | 5,689   | 4,424   | 8,156     | 20,613    | 22,224    | 28,438    | 89,544                      |
| <u>Air</u>  |                              |      |         |         |           |           |           |           |                             |
| 41  | Entering direct .....        | 1973 | 4,594   | 4,677   | 7,162     | 12,094    | 23,283    | 43,174    | 94,984                      |
| 42  |                              | 1974 | 5,269   | 5,167   | 8,431     | 14,432    | 26,966    | 46,448    | 106,713                     |
| 43  | Entering via the U.S.A. .... | 1973 | 3,439   | 2,979   | 3,974     | 5,196     | 6,404     | 8,107     | 30,099                      |
| 44  |                              | 1974 | 4,467   | 3,905   | 4,904     | 6,732     | 9,195     | 11,058    | 40,261                      |
| 45  | Total air .....              | 1973 | 8,033   | 7,656   | 11,136    | 17,290    | 29,687    | 51,281    | 125,083                     |
| 46  |                              | 1974 | 9,736   | 9,072   | 13,335    | 21,164    | 36,161    | 57,506    | 146,974                     |
| <u>Marine</u>                                       |                              |      |         |         |           |           |           |           |                             |
| 47  | Entering direct .....        | 1973 | -       | -       | -         | -         | 5         | -         | 5                           |
| 48  |                              | 1974 | -       | -       | -         | -         | -         | -         | -                           |
| 49  | Entering via the U.S.A. .... | 1973 | -       | 1       | 8         | -         | 2         | -         | 11                          |
| 50  |                              | 1974 | -       | -       | -         | -         | -         | 10        | 10                          |
| 51  | Total marine .....           | 1973 | -       | 1       | 8         | -         | 7         | -         | 16                          |
| 52  |                              | 1974 | -       | -       | -         | -         | -         | 10        | 10                          |
| 53  | Total .....                  | 1973 | 13,022  | 11,926  | 18,839    | 38,654    | 55,110    | 78,938    | 216,489                     |
| 54  |                              | 1974 | 15,425  | 13,496  | 21,491    | 41,777    | 58,385    | 85,954    | 236,528                     |
| 55  | Grand total .....            | 1973 | 910,965 | 863,294 | 1,065,710 | 1,456,766 | 1,923,557 | 2,908,084 | 9,128,376                   |
| 56  |                              | 1974 | 846,068 | 857,993 | 1,066,241 | 1,400,457 | 1,968,098 | 2,799,041 | 8,937,898                   |



TABLEAU 9A. Voyageurs non résidents entrant au Canada, selon le moyen de transport

| J   | A         | S         | O         | N         | D       | Year - Année | Moyen de transport               | N <sup>o</sup> |
|---|-----------|-----------|-----------|-----------|---------|--------------|----------------------------------|----------------|
| <b>Résidents des États-Unis</b>                     |           |           |           |           |         |              |                                  |                |
|   |           |           |           |           |         |              | <u>Par terre</u>                 |                |
| 3,732,731   | 3,779,218 | 1,984,514 | 1,316,181 | 959,293   | 882,083 | 20,548,646   | 1973 Automobile .....            | 1              |
| 3,558,731   |           |           |           |           |         |              | 1974                             | 2              |
| 2,415,415   | 2,341,038 | 1,343,952 | 929,502   | 764,174   | 712,014 | 14,366,210   | 1973 Même jour .....             | 3              |
| 2,249,283   |           |           |           |           |         |              | 1974                             | 4              |
| 292,101   | 306,726   | 157,835   | 100,451   | 48,945    | 45,399  | 1,431,469    | 1973 Une nuit .....              | 5              |
| 287,197   |           |           |           |           |         |              | 1974                             | 6              |
| 1,025,215   | 1,131,454 | 482,727   | 286,228   | 146,174   | 124,670 | 4,750,967    | 1973 Deux nuits ou plus .....    | 7              |
| 1,022,251   |           |           |           |           |         |              | 1974                             | 8              |
| 142,839   | 154,509   | 101,347   | 90,051    | 52,830    | 31,482  | 1,035,702    | 1973 Autocar .....               | 9              |
| 135,353   |           |           |           |           |         |              | 1974                             | 10             |
| 73,968  | 83,231    | 55,826    | 60,533    | 38,499    | 21,862  | 603,924      | 1973 Même jour .....             | 11             |
| 71,188  |           |           |           |           |         |              | 1974                             | 12             |
| 68,871  | 71,278    | 45,521    | 29,518    | 14,331    | 9,620   | 431,778      | 1973 Une nuit ou plus .....      | 13             |
| 64,165  |           |           |           |           |         |              | 1974                             | 14             |
| 432   | 209       | 176       | 177       | 162       | 507     | 2,692        | 1973 Chemin de fer .....         | 15             |
| 455   |           |           |           |           |         |              | 1974                             | 16             |
| 58,543  | 59,266    | 26,454    | 15,067    | 6,397     | 3,812   | 252,979      | 1973 Autres moyens .....         | 17             |
| 58,465  |           |           |           |           |         |              | 1974                             | 18             |
| 3,934,545   | 3,993,202 | 2,112,491 | 1,421,476 | 1,018,682 | 917,884 | 21,840,019   | 1973 Total, par terre .....      | 19             |
| 3,753,004   |           |           |           |           |         |              | 1974                             | 20             |
|   |           |           |           |           |         |              | <u>Par air</u>                   |                |
| 80,049  | 73,183    | 54,254    | 52,310    | 42,384    | 43,202  | 615,170      | 1973 Commercial .....            | 21             |
| 73,647  |           |           |           |           |         |              | 1974                             | 22             |
| 10,482  | 11,022    | 8,997     | 6,986     | 3,825     | 2,565   | 76,476       | 1973 Privé .....                 | 23             |
| 10,835  |           |           |           |           |         |              | 1974                             | 24             |
| 90,531  | 84,205    | 63,251    | 59,296    | 46,209    | 45,767  | 691,646      | 1973 Total, par air .....        | 25             |
| 84,482  |           |           |           |           |         |              | 1974                             | 26             |
|   |           |           |           |           |         |              | <u>Par mer</u>                   |                |
| 216,551   | 219,094   | 34,520    | 94        | -         | -       | 595,271      | 1973 Commercial .....            | 27             |
| 216,764   |           |           |           |           |         |              | 1974                             | 28             |
| 50,213  | 53,244    | 21,176    | 3,451     | 304       | 74      | 171,211      | 1973 Privé .....                 | 29             |
| 60,268  |           |           |           |           |         |              | 1974                             | 30             |
| 266,764   | 272,338   | 55,696    | 3,543     | 304       | 74      | 766,482      | 1973 Total, par mer .....        | 31             |
| 277,032   |           |           |           |           |         |              | 1974                             | 32             |
| 4,291,840   | 4,349,745 | 2,231,438 | 1,484,317 | 1,065,195 | 963,725 | 23,298,147   | 1973 Total .....                 | 33             |
| 4,114,518   |           |           |           |           |         |              | 1974                             | 34             |
| <b>Résidents des pays autres que les États-Unis</b> |           |           |           |           |         |              |                                  |                |
|   |           |           |           |           |         |              | <u>Par terre (via les É.-U.)</u> |                |
| 24,910  | 24,381    | 19,167    | 20,762    | 11,581    | 4,008   | 158,730      | 1973 Même jour .....             | 35             |
| 21,001  |           |           |           |           |         |              | 1974                             | 36             |
| 24,440  | 26,971    | 18,013    | 13,121    | 5,458     | 3,722   | 129,194      | 1973 Une nuit ou plus .....      | 37             |
| 22,710  |           |           |           |           |         |              | 1974                             | 38             |
| 49,350  | 51,352    | 37,180    | 33,883    | 17,039    | 7,730   | 287,924      | 1973 Total, par terre .....      | 39             |
| 43,711  |           |           |           |           |         |              | 1974                             | 40             |
|   |           |           |           |           |         |              | <u>Par air</u>                   |                |
| 73,880  | 45,115    | 31,794    | 14,940    | 7,797     | 17,325  | 285,835      | 1973 Entrée directe .....        | 41             |
| 73,128  |           |           |           |           |         |              | 1974                             | 42             |
| 9,742   | 12,919    | 10,022    | 8,449     | 6,136     | 5,175   | 82,542       | 1973 Entrée via les É.U. ....    | 43             |
| 11,364  |           |           |           |           |         |              | 1974                             | 44             |
| 83,622  | 58,034    | 41,816    | 23,389    | 13,933    | 22,500  | 368,377      | 1973 Total, par air .....        | 45             |
| 84,492  |           |           |           |           |         |              | 1974                             | 46             |
|   |           |           |           |           |         |              | <u>Par mer</u>                   |                |
| -   | -         | -         | -         | -         | -       | 5            | 1973 Entrée directe .....        | 47             |
| -   |           |           |           |           |         |              | 1974                             | 48             |
| 7   | 6         | 1         | -         | -         | -       | 18           | 1973 Entrée via les É.-U. ....   | 49             |
|   |           |           |           |           |         |              | 1974                             | 50             |
| -   | 6         | 1         | -         | -         | -       | 23           | 1973 Total, par mer .....        | 51             |
| 7   |           |           |           |           |         |              | 1974                             | 52             |
| 132,972   | 109,392   | 78,997    | 57,272    | 30,972    | 30,230  | 656,324      | 1973 Total .....                 | 53             |
| 128,210   |           |           |           |           |         |              | 1974                             | 54             |
| 4,424,812   | 4,459,137 | 2,310,435 | 1,541,589 | 1,096,167 | 993,955 | 23,954,471   | 1973 Total global .....          | 55             |
| 4,242,728   |           |           |           |           |         |              | 1974                             | 56             |

TABLE 9B. Non-Resident Travellers Entering Canada by Country of Residence(1) - Continued

| No.                     | Country of residence                  | J     | F     | M      | A      | M      | J      | Six months<br>-<br>Six mois |
|-------------------------|---------------------------------------|-------|-------|--------|--------|--------|--------|-----------------------------|
| <u>Europe</u>           |                                       |       |       |        |        |        |        |                             |
| 1                       | Austria ..... 1973                    | 109   | 89    | 143    | 134    | 286    | 429    | 1,190                       |
| 2                       | ..... 1974                            | 81    | 100   | 100    | 610    | 531    | 710    | 2,132                       |
| 3                       | Azores ..... 1973                     | -     | -     | -      | -      | -      | 1      | 1                           |
| 4                       | ..... 1974                            | -     | -     | -      | -      | -      | -      | -                           |
| 5                       | Belgium ..... 1973                    | 83    | 244   | 121    | 234    | 509    | 643    | 1,834                       |
| 6                       | ..... 1974                            | 97    | 109   | 107    | 557    | 340    | 706    | 1,916                       |
| 7                       | Bulgaria ..... 1973                   | -     | 5     | -      | -      | 5      | 6      | 16                          |
| 8                       | ..... 1974                            | 1     | 4     | 5      | 2      | 2      | 5      | 20                          |
| 9                       | Czechoslovakia ..... 1973             | 17    | 13    | 20     | 10     | 28     | 24     | 112                         |
| 10                      | ..... 1974                            | 16    | 13    | 37     | 29     | 53     | 94     | 242                         |
| 11                      | Denmark ..... 1973                    | 75    | 73    | 134    | 247    | 291    | 940    | 1,760                       |
| 12                      | ..... 1974                            | 66    | 46    | 120    | 340    | 369    | 991    | 1,932                       |
| 13                      | Finland ..... 1973                    | 48    | 63    | 109    | 217    | 314    | 895    | 1,646                       |
| 14                      | ..... 1974                            | 62    | 65    | 98     | 348    | 124    | 1,103  | 1,800                       |
| 15                      | France ..... 1973                     | 510   | 403   | 886    | 1,556  | 2,353  | 2,430  | 8,138                       |
| 16                      | ..... 1974                            | 406   | 364   | 833    | 1,507  | 2,219  | 1,823  | 7,152                       |
| 17                      | Germany (Federal Republic) ..... 1973 | 1,185 | 1,126 | 2,169  | 3,770  | 6,108  | 10,958 | 23,316                      |
| 18                      | ..... 1974                            | 1,320 | 1,347 | 3,008  | 5,234  | 6,628  | 10,795 | 28,332                      |
| 19                      | Greece ..... 1973                     | 119   | 142   | 174    | 116    | 362    | 393    | 1,306                       |
| 20                      | ..... 1974                            | 211   | 187   | 172    | 361    | 404    | 428    | 1,763                       |
| 21                      | Hungary ..... 1973                    | 42    | 23    | 57     | 28     | 76     | 656    | 882                         |
| 22                      | ..... 1974                            | 41    | 23    | 59     | 54     | 94     | 898    | 1,169                       |
| 23                      | Ireland (Republic) ..... 1973         | 91    | 68    | 169    | 155    | 242    | 418    | 1,143                       |
| 24                      | ..... 1974                            | 86    | 63    | 133    | 166    | 250    | 411    | 1,109                       |
| 25                      | Italy ..... 1973                      | 772   | 802   | 1,364  | 5,241  | 3,299  | 4,269  | 15,747                      |
| 26                      | ..... 1974                            | 850   | 743   | 1,332  | 2,731  | 3,275  | 3,675  | 12,606                      |
| 27                      | Malta ..... 1973                      | 11    | 5     | 9      | 16     | 24     | 58     | 123                         |
| 28                      | ..... 1974                            | 7     | 10    | 8      | 8      | 31     | 19     | 83                          |
| 29                      | Netherlands, The ..... 1973           | 255   | 216   | 299    | 720    | 2,437  | 5,214  | 9,141                       |
| 30                      | ..... 1974                            | 356   | 269   | 328    | 907    | 3,210  | 6,054  | 11,124                      |
| 31                      | Norway ..... 1973                     | 63    | 43    | 68     | 127    | 153    | 236    | 690                         |
| 32                      | ..... 1974                            | 22    | 43    | 76     | 136    | 146    | 308    | 731                         |
| 33                      | Poland ..... 1973                     | 27    | 49    | 50     | 182    | 174    | 231    | 713                         |
| 34                      | ..... 1974                            | 33    | 43    | 70     | 86     | 227    | 291    | 750                         |
| 35                      | Portugal ..... 1973                   | 77    | 32    | 145    | 259    | 285    | 353    | 1,151                       |
| 36                      | ..... 1974                            | 52    | 124   | 191    | 309    | 400    | 480    | 1,556                       |
| 37                      | Rumania ..... 1973                    | 7     | 12    | 7      | 3      | 10     | 32     | 71                          |
| 38                      | ..... 1974                            | 4     | 4     | 4      | 8      | 18     | 19     | 57                          |
| 39                      | Spain ..... 1973                      | 475   | 117   | 130    | 2,740  | 772    | 639    | 4,873                       |
| 40                      | ..... 1974                            | 468   | 143   | 407    | 1,883  | 267    | 853    | 4,021                       |
| 41                      | Sweden ..... 1973                     | 135   | 186   | 314    | 474    | 615    | 1,535  | 3,259                       |
| 42                      | ..... 1974                            | 291   | 235   | 438    | 761    | 800    | 1,464  | 3,989                       |
| 43                      | Switzerland ..... 1973                | 161   | 206   | 344    | 534    | 1,034  | 1,005  | 3,284                       |
| 44                      | ..... 1974                            | 254   | 254   | 448    | 857    | 815    | 1,228  | 3,856                       |
| 45                      | Turkey ..... 1973                     | 8     | 13    | 52     | 44     | 88     | 103    | 308                         |
| 46                      | ..... 1974                            | 12    | 24    | 44     | 66     | 113    | 117    | 376                         |
| 47                      | United Kingdom ..... 1973             | 3,663 | 3,185 | 5,251  | 10,789 | 20,445 | 28,738 | 72,071                      |
| 48                      | ..... 1974                            | 4,106 | 3,786 | 5,543  | 12,066 | 19,929 | 30,016 | 75,446                      |
| 49                      | U.S.S.R. .... 1973                    | 1     | 5     | 6      | 12     | 5      | 7      | 36                          |
| 50                      | ..... 1974                            | 7     | 29    | 4      | 19     | 7      | 6      | 72                          |
| 51                      | Yugoslavia ..... 1973                 | 99    | 74    | 293    | 197    | 293    | 680    | 1,636                       |
| 52                      | ..... 1974                            | 268   | 86    | 267    | 324    | 389    | 861    | 2,195                       |
| 53                      | Other ..... 1973                      | 47    | 7     | 11     | 13     | 41     | 75     | 194                         |
| 54                      | ..... 1974                            | 5     | 16    | 19     | 37     | 56     | 124    | 257                         |
| 55                      | Total ..... 1973                      | 8,080 | 7,201 | 12,325 | 27,818 | 40,249 | 60,968 | 156,641                     |
| 56                      | ..... 1974                            | 9,122 | 8,130 | 13,852 | 29,406 | 40,697 | 63,479 | 164,686                     |
| <u>Africa</u>           |                                       |       |       |        |        |        |        |                             |
| 57                      | Algeria ..... 1973                    | 1     | 1     | 1      | -      | 1      | 1      | 5                           |
| 58                      | ..... 1974                            | 3     | 1     | 6      | 11     | 7      | 6      | 34                          |
| 59                      | Egypt ..... 1973                      | 8     | 14    | 4      | 16     | 13     | 44     | 99                          |
| 60                      | ..... 1974                            | 11    | 3     | 14     | 20     | 13     | 54     | 115                         |
| 61                      | Rhodesia ..... 1973                   | 4     | 6     | 2      | 1      | 14     | 15     | 42                          |
| 62                      | ..... 1974                            | 3     | 2     | 2      | 7      | 18     | 14     | 46                          |
| 63                      | South Africa ..... 1973               | 98    | 95    | 132    | 544    | 384    | 483    | 1,736                       |
| 64                      | ..... 1974                            | 180   | 134   | 195    | 291    | 492    | 639    | 1,931                       |
| 65                      | Other ..... 1973                      | 111   | 90    | 126    | 230    | 323    | 456    | 1,336                       |
| 66                      | ..... 1974                            | 141   | 98    | 112    | 268    | 334    | 585    | 1,538                       |
| 67                      | Total ..... 1973                      | 222   | 206   | 265    | 791    | 735    | 999    | 3,218                       |
| 68                      | ..... 1974                            | 338   | 238   | 329    | 597    | 864    | 1,298  | 3,664                       |
| <u>Asia (Continued)</u> |                                       |       |       |        |        |        |        |                             |
| 69                      | Bangladesh ..... 1973                 | 2     | 3     | 8      | 5      | 6      | 13     | 37                          |
| 70                      | ..... 1974                            | 1     | 4     | 1      | 5      | 8      | 7      | 26                          |
| 71                      | China ..... 1973                      | 4     | 15    | 19     | 9      | 17     | 29     | 93                          |
| 72                      | ..... 1974                            | -     | 1     | 3      | -      | 11     | 54     | 69                          |
| 73                      | Hong Kong ..... 1973                  | 194   | 99    | 137    | 256    | 304    | 421    | 1,411                       |
| 74                      | ..... 1974                            | 197   | 216   | 212    | 270    | 345    | 521    | 1,761                       |
| 75                      | India ..... 1973                      | 181   | 215   | 325    | 548    | 1,193  | 1,322  | 3,784                       |
| 76                      | ..... 1974                            | 245   | 225   | 372    | 788    | 1,343  | 1,954  | 4,927                       |

See footnote(s) at the end of the table.

TABLEAU 9B. Voyageurs non résidents entrant au Canada, selon le pays de résidence(1) - suite

| J                   | A      | S      | O      | N      | D      | Year<br>-<br>Année | Pays de<br>résidence                       | N <sup>o</sup> |
|---------------------|--------|--------|--------|--------|--------|--------------------|--|----------------|
| <u>Europe</u>       |        |        |        |        |        |                    |  |                |
| 1,316               | 662    | 336    | 434    | 256    | 179    | 4,373              | 1973 Autriche .....                        | 1              |
| 1,592               |        |        |        |        |        |                    | 1974 .....                                 | 2              |
| -                   | 1      | 2      | -      | -      | 1      | 5                  | 1973 Açores .....                          | 3              |
| 2,854               | 1,014  | 485    | 383    | 561    | 125    | 7,256              | 1974 .....                                 | 4              |
| 2,390               |        |        |        |        |        |                    | 1973 Belgique .....                        | 5              |
| 4                   | 1      | 8      | 8      | -      | -      | 37                 | 1974 .....                                 | 6              |
| 5                   |        |        |        |        |        |                    | 1973 Bulgarie .....                        | 7              |
| 46                  | 39     | 17     | 63     | 16     | 12     | 305                | 1974 .....                                 | 8              |
| 54                  |        |        |        |        |        |                    | 1973 Tchécoslovaquie .....                 | 9              |
| 989                 | 662    | 573    | 736    | 286    | 87     | 5,093              | 1974 .....                                 | 10             |
| 928                 |        |        |        |        |        |                    | 1973 Danemark .....                        | 11             |
| 1,245               | 453    | 125    | 363    | 154    | 171    | 4,157              | 1974 .....                                 | 12             |
| 1,155               |        |        |        |        |        |                    | 1973 Finlande .....                        | 13             |
| 4,358               | 5,121  | 2,051  | 2,019  | 1,396  | 715    | 23,798             | 1974 .....                                 | 14             |
| 3,398               |        |        |        |        |        |                    | 1973 France .....                          | 15             |
| 17,521              | 11,973 | 10,327 | 9,788  | 5,135  | 2,622  | 82,682             | 1974 .....                                 | 16             |
| 18,006              |        |        |        |        |        |                    | 1973 Allemagne (République fédérale) ..... | 17             |
| 524                 | 451    | 720    | 490    | 267    | 311    | 4,069              | 1974 .....                                 | 18             |
| 611                 |        |        |        |        |        |                    | 1973 Grèce .....                           | 19             |
| 513                 | 195    | 75     | 68     | 24     | 231    | 1,988              | 1974 .....                                 | 20             |
| 1,035               | 704    | 921    | 404    | 152    | 138    | 4,068              | 1973 Hongrie .....                         | 21             |
| 606                 |        |        |        |        |        |                    | 1974 .....                                 | 22             |
| 652                 |        |        |        |        |        |                    | 1973 Irlande (République) .....            | 23             |
| 4,884               | 5,000  | 3,096  | 3,066  | 1,643  | 1,662  | 35,098             | 1974 .....                                 | 24             |
| 4,712               |        |        |        |        |        |                    | 1973 Italie .....                          | 25             |
| 542                 | 93     | 44     | 43     | 14     | 21     | 880                | 1974 .....                                 | 26             |
| 282                 |        |        |        |        |        |                    | 1973 Malte .....                           | 27             |
| 10,769              | 4,580  | 2,965  | 1,637  | 614    | 1,143  | 30,849             | 1974 .....                                 | 28             |
| 12,369              |        |        |        |        |        |                    | 1973 Pays-Bas .....                        | 29             |
| 284                 | 190    | 175    | 201    | 103    | 75     | 1,718              | 1974 .....                                 | 30             |
| 287                 |        |        |        |        |        |                    | 1973 Norvège .....                         | 31             |
| 220                 | 166    | 144    | 180    | 101    | 53     | 1,577              | 1974 .....                                 | 32             |
| 230                 |        |        |        |        |        |                    | 1973 Pologne .....                         | 33             |
| 446                 | 516    | 314    | 301    | 158    | 340    | 3,226              | 1974 .....                                 | 34             |
| 526                 |        |        |        |        |        |                    | 1973 Portugal .....                        | 35             |
| 20                  | 23     | 20     | 9      | 15     | 9      | 167                | 1974 .....                                 | 36             |
| 18                  |        |        |        |        |        |                    | 1973 Roumanie .....                        | 37             |
| 580                 | 621    | 413    | 1,140  | 740    | 384    | 8,751              | 1974 .....                                 | 38             |
| 677                 |        |        |        |        |        |                    | 1973 Espagne .....                         | 39             |
| 1,840               | 770    | 852    | 1,062  | 420    | 395    | 8,598              | 1974 .....                                 | 40             |
| 1,296               |        |        |        |        |        |                    | 1973 Suède .....                           | 41             |
| 1,572               | 1,054  | 1,140  | 1,279  | 424    | 311    | 9,064              | 1974 .....                                 | 42             |
| 1,551               |        |        |        |        |        |                    | 1973 Suisse .....                          | 43             |
| 301                 | 131    | 80     | 78     | 43     | 49     | 990                | 1974 .....                                 | 44             |
| 105                 |        |        |        |        |        |                    | 1973 Turquie .....                         | 45             |
| 51,754              | 43,272 | 30,828 | 16,083 | 7,112  | 10,994 | 232,114            | 1974 .....                                 | 46             |
| 44,554              |        |        |        |        |        |                    | 1973 Royaume-Uni .....                     | 47             |
| 5                   | 242    | 34     | 6      | 5      | 82     | 410                | 1974 .....                                 | 48             |
| 12                  |        |        |        |        |        |                    | 1973 U.R.S.S. ....                         | 49             |
| 1,472               | 363    | 302    | 285    | 322    | 589    | 4,969              | 1974 .....                                 | 50             |
| 1,682               |        |        |        |        |        |                    | 1973 Yougoslavie .....                     | 51             |
| 82                  | 82     | 42     | 61     | 53     | 23     | 537                | 1974 .....                                 | 52             |
| 101                 |        |        |        |        |        |                    | 1973 Autres .....                          | 53             |
|                     |        |        |        |        |        |                    | 1974 .....                                 | 54             |
| 104,747             | 78,379 | 56,089 | 40,187 | 20,014 | 20,722 | 476,779            | 1973 Total .....                           | 55             |
| 98,228              |        |        |        |        |        |                    | 1974 .....                                 | 56             |
| <u>Afrique</u>      |        |        |        |        |        |                    |  |                |
| 10                  | 11     | 3      | 16     | 3      | 5      | 53                 | 1973 Algérie .....                         | 57             |
| 3                   |        |        |        |        |        |                    | 1974 .....                                 | 58             |
| 81                  | 72     | 26     | 22     | 5      | 22     | 327                | 1973 Égypte .....                          | 59             |
| 54                  |        |        |        |        |        |                    | 1974 .....                                 | 60             |
| 11                  | 39     | 9      | 9      | 11     | 11     | 132                | 1973 Rhodésie .....                        | 61             |
| 22                  |        |        |        |        |        |                    | 1974 .....                                 | 62             |
| 594                 | 333    | 437    | 365    | 139    | 306    | 3,910              | 1973 Afrique du Sud .....                  | 63             |
| 660                 |        |        |        |        |        |                    | 1974 .....                                 | 64             |
| 496                 | 660    | 450    | 304    | 199    | 206    | 3,651              | 1973 Autres .....                          | 65             |
| 575                 |        |        |        |        |        |                    | 1974 .....                                 | 66             |
| 1,192               | 1,115  | 925    | 716    | 357    | 550    | 8,073              | 1973 Total .....                           | 67             |
| 1,314               |        |        |        |        |        |                    | 1974 .....                                 | 68             |
| <u>Asie (suite)</u> |        |        |        |        |        |                    |  |                |
| 11                  | 17     | 18     | 11     | 15     | 2      | 111                | 1973 Bangladesh .....                      | 69             |
| 10                  |        |        |        |        |        |                    | 1974 .....                                 | 70             |
| 9                   | 20     | 9      | 4      | 14     | 11     | 160                | 1973 Chine .....                           | 71             |
| 91                  |        |        |        |        |        |                    | 1974 .....                                 | 72             |
| 685                 | 1,321  | 690    | 292    | 244    | 405    | 5,048              | 1973 Hong-Kong .....                       | 73             |
| 800                 |        |        |        |        |        |                    | 1974 .....                                 | 74             |
| 1,314               | 1,166  | 1,041  | 1,171  | 657    | 443    | 9,576              | 1973 Inde .....                            | 75             |
| 1,772               |        |        |        |        |        |                    | 1974 .....                                 | 76             |

Voir renvoi(s) à la fin du tableau.

TABLE 9B. Non-resident Travellers Entering Canada by Country of Residence(1) - Concluded

| No.   | Country of residence          | J       | F       | M         | A         | M         | J         | Six months - Six moths |
|---|-------------------------------|---------|---------|-----------|-----------|-----------|-----------|------------------------|
| <b>Asia - Concluded</b>                             |                               |         |         |           |           |           |           |                        |
| 1   | Israel .....                  | 118     | 163     | 274       | 355       | 428       | 745       | 2,083                  |
| 2   | 1974 .....                    | 176     | 154     | 271       | 538       | 620       | 1,076     | 2,835                  |
| 3   | Japan .....                   | 690     | 778     | 1,078     | 1,938     | 3,317     | 4,205     | 12,006                 |
| 4   | 1974 .....                    | 866     | 844     | 1,306     | 2,415     | 3,319     | 4,082     | 12,832                 |
| 5   | Korea, South .....            | 26      | 32      | 43        | 62        | 101       | 144       | 408                    |
| 6   | 1974 .....                    | 59      | 29      | 70        | 89        | 176       | 200       | 623                    |
| 7   | Lebanon .....                 | 28      | 11      | 13        | 32        | 45        | 50        | 179                    |
| 8   | 1974 .....                    | 28      | 11      | 30        | 40        | 45        | 77        | 231                    |
| 9   | Pakistan .....                | 38      | 50      | 57        | 63        | 110       | 139       | 457                    |
| 10  | 1974 .....                    | 97      | 60      | 87        | 103       | 185       | 202       | 734                    |
| 11  | Philippines .....             | 71      | 82      | 93        | 130       | 177       | 137       | 690                    |
| 12  | 1974 .....                    | 49      | 71      | 68        | 165       | 190       | 255       | 798                    |
| 13  | Sri Lanka .....               | 7       | 7       | 9         | 9         | 27        | 21        | 80                     |
| 14  | 1974 .....                    | 9       | 6       | 24        | 23        | 26        | 38        | 126                    |
| 15  | Syria .....                   | 4       | 4       | 1         | 13        | 5         | 16        | 43                     |
| 16  | 1974 .....                    | -       | 16      | 4         | 9         | 16        | 17        | 62                     |
| 17  | Taiwan .....                  | 58      | 25      | 77        | 103       | 289       | 187       | 739                    |
| 18  | 1974 .....                    | 54      | 34      | 106       | 93        | 202       | 273       | 762                    |
| 19  | Other .....                   | 115     | 154     | 193       | 342       | 545       | 539       | 1,888                  |
| 20  | 1974 .....                    | 186     | 132     | 254       | 345       | 662       | 932       | 2,511                  |
| 21  | Total .....                   | 1,536   | 1,638   | 2,327     | 3,865     | 6,564     | 7,968     | 23,898                 |
| 22  | 1974 .....                    | 1,967   | 1,803   | 2,808     | 4,883     | 7,148     | 9,688     | 28,297                 |
| <b>North America, Central America and Caribbean</b> |                               |         |         |           |           |           |           |                        |
| 23  | Antigua .....                 | 12      | 10      | 25        | 28        | 59        | 47        | 181                    |
| 24  | 1974 .....                    | 19      | 14      | 18        | 30        | 46        | 75        | 202                    |
| 25  | Bahamas .....                 | 168     | 125     | 106       | 410       | 259       | 382       | 1,450                  |
| 26  | 1974 .....                    | 138     | 145     | 136       | 322       | 307       | 519       | 1,567                  |
| 27  | Barbados .....                | 54      | 40      | 76        | 181       | 273       | 320       | 944                    |
| 28  | 1974 .....                    | 75      | 43      | 167       | 171       | 348       | 291       | 1,095                  |
| 29  | Bermuda .....                 | 215     | 189     | 158       | 178       | 281       | 354       | 1,375                  |
| 30  | 1974 .....                    | 222     | 219     | 188       | 220       | 340       | 369       | 1,558                  |
| 31  | Cuba .....                    | -       | 19      | 3         | 3         | 5         | 16        | 46                     |
| 32  | 1974 .....                    | 1       | 6       | 12        | 7         | 4         | 5         | 35                     |
| 33  | Haiti .....                   | 89      | 105     | 231       | 69        | 72        | 74        | 640                    |
| 34  | 1974 .....                    | 31      | 22      | 52        | 53        | 89        | 80        | 327                    |
| 35  | Jamaica .....                 | 336     | 437     | 583       | 950       | 1,012     | 1,269     | 4,587                  |
| 36  | 1974 .....                    | 649     | 473     | 752       | 815       | 1,354     | 1,586     | 5,629                  |
| 37  | Mexico .....                  | 330     | 279     | 552       | 1,023     | 1,477     | 1,266     | 4,927                  |
| 38  | 1974 .....                    | 354     | 347     | 628       | 1,102     | 1,896     | 1,671     | 5,998                  |
| 39  | St. Pierre and Miquelon ..... | -       | -       | -         | -         | 2         | 1         | 4                      |
| 40  | 1974 .....                    | 4       | -       | -         | -         | -         | -         | 10                     |
| 41  | Trinidad and Tobago .....     | 184     | 172     | 259       | 6         | 476       | 646       | 2,194                  |
| 42  | 1974 .....                    | 263     | 174     | 402       | 490       | 832       | 1,131     | 3,292                  |
| 43  | United States .....           | 897,943 | 851,368 | 1,046,871 | 1,418,112 | 1,868,447 | 2,829,146 | 8,911,887              |
| 44  | 1974 .....                    | 830,643 | 844,497 | 1,044,750 | 1,358,680 | 1,909,713 | 2,713,087 | 8,701,370              |
| 45  | Other .....                   | 165     | 136     | 176       | 324       | 316       | 452       | 1,569                  |
| 46  | 1974 .....                    | 188     | 186     | 225       | 394       | 447       | 619       | 2,059                  |
| 47  | Total .....                   | 899,496 | 852,880 | 1,049,041 | 1,421,735 | 1,872,679 | 2,833,973 | 8,929,804              |
| 48  | 1974 .....                    | 832,587 | 846,126 | 1,047,330 | 1,362,290 | 1,915,376 | 2,719,433 | 8,723,142              |
| <b>South America</b>                                |                               |         |         |           |           |           |           |                        |
| 49  | Argentina .....               | 185     | 192     | 171       | 222       | 251       | 317       | 1,338                  |
| 50  | 1974 .....                    | 176     | 149     | 161       | 269       | 313       | 353       | 1,421                  |
| 51  | Brazil .....                  | 300     | 192     | 281       | 308       | 336       | 550       | 1,967                  |
| 52  | 1974 .....                    | 368     | 271     | 242       | 401       | 556       | 601       | 2,439                  |
| 53  | Colombia .....                | 83      | 69      | 119       | 132       | 167       | 238       | 808                    |
| 54  | 1974 .....                    | 95      | 47      | 164       | 168       | 222       | 344       | 1,040                  |
| 55  | Guyana .....                  | 112     | 116     | 192       | 230       | 241       | 287       | 1,178                  |
| 56  | 1974 .....                    | 181     | 158     | 207       | 230       | 313       | 413       | 1,502                  |
| 57  | Venezuela .....               | 87      | 37      | 94        | 145       | 211       | 167       | 741                    |
| 58  | 1974 .....                    | 68      | 84      | 84        | 202       | 180       | 286       | 904                    |
| 59  | Other .....                   | 225     | 252     | 329       | 329       | 564       | 514       | 2,213                  |
| 60  | 1974 .....                    | 292     | 321     | 366       | 457       | 491       | 611       | 2,538                  |
| 61  | Total .....                   | 992     | 858     | 1,186     | 1,366     | 1,770     | 2,073     | 8,245                  |
| 62  | 1974 .....                    | 1,180   | 1,030   | 1,224     | 1,727     | 2,075     | 2,608     | 9,844                  |
| <b>Oceania and Other Ocean Islands</b>              |                               |         |         |           |           |           |           |                        |
| 63  | Australia .....               | 519     | 422     | 429       | 959       | 1,212     | 1,638     | 5,179                  |
| 64  | 1974 .....                    | 752     | 490     | 577       | 1,161     | 1,507     | 2,047     | 6,534                  |
| 65  | New Zealand .....             | 110     | 85      | 128       | 216       | 327       | 428       | 1,294                  |
| 66  | 1974 .....                    | 110     | 162     | 102       | 370       | 404       | 468       | 1,616                  |
| 67  | Other .....                   | 10      | 4       | 9         | 16        | 21        | 37        | 97                     |
| 68  | 1974 .....                    | 12      | 14      | 19        | 23        | 27        | 20        | 115                    |
| 69  | Total .....                   | 639     | 511     | 566       | 1,191     | 1,560     | 2,103     | 6,570                  |
| 70  | 1974 .....                    | 874     | 666     | 698       | 1,554     | 1,938     | 2,535     | 8,265                  |
| 71  | Grand total .....             | 910,965 | 863,294 | 1,065,710 | 1,456,766 | 1,923,557 | 2,908,084 | 9,128,376              |
| 72  | 1974 .....                    | 846,068 | 857,993 | 1,066,241 | 1,400,457 | 1,968,098 | 2,799,041 | 8,937,898              |

(1) Additional data are available by country on request.

TABLEAU 9B. Voyageurs non résidents entrant au Canada, selon le pays de résidence(1) - fin

| J         | A         | S         | O         | N         | D       | Year<br>-<br>Année | Pays de<br>résidence                 | No |
|-----------|-----------|-----------|-----------|-----------|---------|--------------------|--------------------------------------|----|
|           |           |           |           |           |         |                    | <u>Asie - fin</u>                    |    |
| 1,184     | 1,155     | 884       | 429       | 257       | 180     | 6,172              | 1973 Israël .....                    | 1  |
| 1,157     |           |           |           |           |         |                    | 1974 .....                           | 2  |
| 4,831     | 7,313     | 5,435     | 5,439     | 3,333     | 1,177   | 39,534             | 1973 Japon .....                     | 3  |
| 3,625     |           |           |           |           |         |                    | 1974 .....                           | 4  |
| 112       | 260       | 79        | 101       | 139       | 62      | 1,161              | 1973 Corée du Sud .....              | 5  |
| 260       |           |           |           |           |         |                    | 1974 .....                           | 6  |
| 85        | 99        | 103       | 44        | 31        | 36      | 577                | 1973 Liban .....                     | 7  |
| 74        |           |           |           |           |         |                    | 1974 .....                           | 8  |
| 212       | 254       | 263       | 170       | 120       | 94      | 1,570              | 1973 Pakistan .....                  | 9  |
| 202       |           |           |           |           |         |                    | 1974 .....                           | 10 |
| 108       | 205       | 134       | 195       | 86        | 82      | 1,500              | 1973 Philippines .....               | 11 |
| 231       |           |           |           |           |         |                    | 1974 .....                           | 12 |
| 39        | 62        | 47        | 26        | 20        | 17      | 291                | 1973 Sri Lanka .....                 | 13 |
| 37        |           |           |           |           |         |                    | 1974 .....                           | 14 |
| 13        | 15        | 12        | 4         | 8         | 2       | 97                 | 1973 Syrie .....                     | 15 |
| 12        |           |           |           |           |         |                    | 1974 .....                           | 16 |
| 148       | 261       | 188       | 205       | 241       | 190     | 1,972              | 1973 Taiwan .....                    | 17 |
| 265       |           |           |           |           |         |                    | 1974 .....                           | 18 |
| 673       | 925       | 542       | 442       | 310       | 272     | 5,052              | 1973 Autres .....                    | 19 |
| 1,025     |           |           |           |           |         |                    | 1974 .....                           | 20 |
| 9,424     | 13,073    | 9,445     | 8,533     | 5,475     | 2,973   | 72,821             | 1973 Total .....                     | 21 |
| 9,561     |           |           |           |           |         |                    | 1974 .....                           | 22 |
|           |           |           |           |           |         |                    | <u>Amérique du Nord,</u>             |    |
|           |           |           |           |           |         |                    | <u>Amérique centrale et Antilles</u> |    |
| 78        | 93        | 92        | 58        | 53        | 42      | 597                | 1973 Antigua .....                   | 23 |
| 86        |           |           |           |           |         |                    | 1974 .....                           | 24 |
| 460       | 565       | 471       | 222       | 185       | 283     | 3,636              | 1973 Bahamas .....                   | 25 |
| 480       |           |           |           |           |         |                    | 1974 .....                           | 26 |
| 524       | 788       | 340       | 120       | 117       | 168     | 3,001              | 1973 Barbade .....                   | 27 |
| 1,048     |           |           |           |           |         |                    | 1974 .....                           | 28 |
| 644       | 1,230     | 591       | 267       | 358       | 604     | 5,069              | 1973 Bermudes .....                  | 29 |
| 814       |           |           |           |           |         |                    | 1974 .....                           | 30 |
| 16        | 13        | 3         | 3         | 3         | 11      | 95                 | 1973 Cuba .....                      | 31 |
| 12        |           |           |           |           |         |                    | 1974 .....                           | 32 |
| 173       | 159       | 194       | 58        | 58        | 49      | 1,331              | 1973 Haïti .....                     | 33 |
| 158       |           |           |           |           |         |                    | 1974 .....                           | 34 |
| 2,802     | 2,605     | 2,569     | 1,056     | 657       | 994     | 15,270             | 1973 Jamaïque .....                  | 35 |
| 3,393     |           |           |           |           |         |                    | 1974 .....                           | 36 |
| 2,490     | 2,349     | 1,548     | 1,136     | 583       | 704     | 13,737             | 1973 Mexique .....                   | 37 |
| 2,560     |           |           |           |           |         |                    | 1974 .....                           | 38 |
| -         | 9         | 1         | -         | 2         | 1       | 17                 | 1973 St. Pierre-et-Miquelon .....    | 39 |
| -         |           |           |           |           |         |                    | 1974 .....                           | 40 |
| 2,963     | 2,398     | 1,477     | 529       | 444       | 559     | 10,564             | 1973 Trinité et Tobago .....         | 41 |
| 2,945     |           |           |           |           |         |                    | 1974 .....                           | 42 |
| 4,291,840 | 4,349,745 | 2,231,438 | 1,484,317 | 1,065,195 | 963,725 | 23,298,147         | 1973 États-Unis .....                | 43 |
| 4,114,518 |           |           |           |           |         |                    | 1974 .....                           | 44 |
| 696       | 733       | 552       | 303       | 253       | 316     | 4,422              | 1973 Autres .....                    | 45 |
| 897       |           |           |           |           |         |                    | 1974 .....                           | 46 |
| 4,302,686 | 4,360,687 | 2,239,276 | 1,488,069 | 1,067,908 | 967,456 | 23,355,886         | 1973 Total .....                     | 47 |
| 4,126,911 |           |           |           |           |         |                    | 1974 .....                           | 48 |
|           |           |           |           |           |         |                    | <u>Amérique du Sud</u>               |    |
| 366       | 381       | 250       | 299       | 189       | 123     | 2,946              | 1973 Argentine .....                 | 49 |
| 543       |           |           |           |           |         |                    | 1974 .....                           | 50 |
| 2,123     | 404       | 429       | 392       | 282       | 157     | 5,754              | 1973 Brésil .....                    | 51 |
| 1,612     |           |           |           |           |         |                    | 1974 .....                           | 52 |
| 342       | 425       | 267       | 254       | 153       | 166     | 2,415              | 1973 Colombie .....                  | 53 |
| 479       |           |           |           |           |         |                    | 1974 .....                           | 54 |
| 575       | 834       | 722       | 409       | 225       | 296     | 4,239              | 1973 Guyane .....                    | 55 |
| 592       |           |           |           |           |         |                    | 1974 .....                           | 56 |
| 345       | 403       | 211       | 170       | 124       | 156     | 2,150              | 1973 Venezuela .....                 | 57 |
| 327       |           |           |           |           |         |                    | 1974 .....                           | 58 |
| 766       | 852       | 674       | 462       | 380       | 357     | 5,704              | 1973 Autres .....                    | 59 |
| 598       |           |           |           |           |         |                    | 1974 .....                           | 60 |
| 4,517     | 3,299     | 2,553     | 1,986     | 1,353     | 1,255   | 23,208             | 1973 Total .....                     | 61 |
| 4,151     |           |           |           |           |         |                    | 1974 .....                           | 62 |
|           |           |           |           |           |         |                    | <u>Océanie et autres îles</u>        |    |
|           |           |           |           |           |         |                    | <u>océaniques</u>                    |    |
| 1,798     | 2,062     | 1,716     | 1,721     | 864       | 789     | 14,129             | 1973 Australie .....                 | 63 |
| 1,928     |           |           |           |           |         |                    | 1974 .....                           | 64 |
| 413       | 487       | 408       | 359       | 166       | 189     | 3,316              | 1973 Nouvelle-Zélande .....          | 65 |
| 598       |           |           |           |           |         |                    | 1974 .....                           | 66 |
| 35        | 35        | 23        | 18        | 30        | 21      | 259                | 1973 Autres .....                    | 67 |
| 37        |           |           |           |           |         |                    | 1974 .....                           | 68 |
| 2,246     | 2,584     | 2,147     | 2,098     | 1,060     | 999     | 17,704             | 1973 Total .....                     | 69 |
| 2,563     |           |           |           |           |         |                    | 1974 .....                           | 70 |
| 4,424,812 | 4,459,137 | 2,310,435 | 1,541,589 | 1,096,167 | 993,955 | 23,954,471         | 1973 Total global .....              | 71 |
| 4,242,728 |           |           |           |           |         |                    | 1974 .....                           | 72 |

(1) D'autres renseignements sont disponibles par pays, sur demande.

TABLE 9C. Resident Travellers Returning to Canada by Type of Transportation

| No.  | Type of transportation             | J       | F       | M         | A         | M         | J         | Six months<br>—<br>Six mois |
|--|------------------------------------|---------|---------|-----------|-----------|-----------|-----------|-----------------------------|
| Returning from the United States(1)                      |                                    |         |         |           |           |           |           |                             |
| <u>Land</u>  |                                    |         |         |           |           |           |           |                             |
| 1  | Automobile ..... 1973              | 732,832 | 668,814 | 893,929   | 910,315   | 910,714   | 874,650   | 4,991,254                   |
| 2  | ..... 1974                         | 634,757 | 585,168 | 785,337   | 814,543   | 822,459   | 909,144   | 4,551,408                   |
| 3  | Same day ..... 1973                | 600,544 | 565,474 | 637,725   | 691,124   | 722,851   | 719,597   | 3,937,315                   |
| 4  | ..... 1974                         | 542,615 | 512,875 | 634,305   | 663,487   | 681,388   | 755,549   | 3,790,219                   |
| 5  | One night ..... 1973               | 26,344  | 19,320  | 28,771    | 30,671    | 35,412    | 33,469    | 173,987                     |
| 6  | ..... 1974                         | 18,483  | 16,723  | 21,558    | 25,906    | 28,790    | 35,366    | 146,826                     |
| 7  | Two or more nights ..... 1973      | 105,944 | 84,020  | 227,433   | 188,520   | 152,451   | 121,584   | 879,952                     |
| 8  | ..... 1974                         | 73,659  | 55,570  | 129,474   | 125,150   | 112,281   | 118,229   | 614,363                     |
| 9  | Bus ..... 1973                     | 67,961  | 69,189  | 74,947    | 81,998    | 91,546    | 127,909   | 513,550                     |
| 10   | ..... 1974                         | 63,172  | 64,942  | 79,630    | 78,146    | 87,300    | 108,115   | 481,305                     |
| 11   | Same day ..... 1973                | 51,892  | 51,807  | 52,206    | 61,469    | 73,227    | 102,362   | 392,963                     |
| 12   | ..... 1974                         | 50,174  | 52,137  | 54,835    | 53,735    | 67,354    | 92,783    | 371,018                     |
| 13   | One or more nights ..... 1973      | 16,069  | 17,382  | 22,741    | 20,529    | 18,319    | 25,567    | 120,587                     |
| 14   | ..... 1974                         | 12,998  | 12,805  | 24,795    | 24,411    | 19,966    | 15,332    | 110,287                     |
| 15   | Rail ..... 1973                    | 169     | 103     | 248       | 254       | 163       | 169       | 1,106                       |
| 16   | ..... 1974                         | 338     | 163     | 603       | 679       | 581       | 587       | 2,951                       |
| 17   | Other methods ..... 1973           | 10,830  | 6,797   | 14,155    | 13,251    | 15,875    | 19,837    | 80,745                      |
| 18   | ..... 1974                         | 9,749   | 4,499   | 10,129    | 12,850    | 13,970    | 15,963    | 67,140                      |
| 19   | Total land ..... 1973              | 811,792 | 744,903 | 983,279   | 1,005,818 | 1,018,298 | 1,022,565 | 5,586,655                   |
| 20   | ..... 1974                         | 708,016 | 654,772 | 875,699   | 906,218   | 924,310   | 1,033,789 | 5,102,804                   |
| <u>Air</u>   |                                    |         |         |           |           |           |           |                             |
| 21   | Commercial ..... 1973              | 63,879  | 55,009  | 85,179    | 64,346    | 50,802    | 41,319    | 360,534                     |
| 22   | ..... 1974                         | 73,224  | 65,073  | 111,177   | 72,814    | 58,650    | 47,984    | 428,922                     |
| 23   | Private ..... 1973                 | 2,090   | 2,111   | 1,994     | 2,459     | 2,899     | 3,239     | 14,792                      |
| 24   | ..... 1974                         | 2,150   | 2,175   | 2,591     | 3,061     | 3,254     | 3,292     | 16,523                      |
| 25   | Total air ..... 1973               | 65,969  | 57,120  | 87,173    | 66,805    | 53,701    | 44,558    | 375,326                     |
| 26   | ..... 1974                         | 75,374  | 67,248  | 113,768   | 75,875    | 61,904    | 51,276    | 445,445                     |
| <u>Marine</u>  |                                    |         |         |           |           |           |           |                             |
| 27   | Commercial ..... 1973              | —       | 34      | 54        | —         | 1,911     | 21,087    | 23,086                      |
| 28   | ..... 1974                         | —       | —       | —         | —         | 475       | 27,973    | 28,448                      |
| 29   | Private ..... 1973                 | —       | —       | 9         | 43        | 483       | 1,495     | 2,030                       |
| 30   | ..... 1974                         | 4       | —       | 5         | 59        | 574       | 2,186     | 2,828                       |
| 31   | Total marine ..... 1973            | —       | 34      | 63        | 43        | 2,394     | 22,582    | 25,116                      |
| 32   | ..... 1974                         | 4       | —       | 5         | 59        | 1,049     | 30,159    | 31,276                      |
| 33   | Total ..... 1973                   | 877,761 | 802,057 | 1,070,515 | 1,072,666 | 1,074,393 | 1,089,705 | 5,987,097                   |
| 34   | ..... 1974                         | 783,394 | 722,020 | 989,472   | 982,152   | 987,263   | 1,115,224 | 5,579,525                   |
| Returning from countries other than the United States(2) |                                    |         |         |           |           |           |           |                             |
| <u>Land (via the U.S.A.)</u>                             |                                    |         |         |           |           |           |           |                             |
| 35   | ..... 1973                         | 1,016   | 673     | 2,474     | 1,475     | 1,045     | 1,272     | 7,955                       |
| 36   | ..... 1974                         | 950     | 648     | 3,303     | 4,251     | 756       | 1,428     | 11,336                      |
| <u>Air</u>   |                                    |         |         |           |           |           |           |                             |
| 37   | Returning direct ..... 1973        | 52,458  | 37,566  | 75,683    | 41,297    | 40,201    | 38,563    | 285,768                     |
| 38   | ..... 1974                         | 54,906  | 40,892  | 80,508    | 43,898    | 39,893    | 39,846    | 299,943                     |
| 39   | Returning via the U.S.A. .... 1973 | 5,907   | 4,338   | 8,206     | 4,617     | 3,593     | 2,594     | 29,255                      |
| 40   | ..... 1974                         | 10,325  | 7,101   | 10,760    | 8,562     | 3,783     | 3,062     | 43,593                      |
| 41   | Total air ..... 1973               | 58,365  | 41,904  | 83,889    | 45,914    | 43,794    | 41,157    | 315,023                     |
| 42   | ..... 1974                         | 65,231  | 47,993  | 91,268    | 52,460    | 43,676    | 42,908    | 343,536                     |
| <u>Marine</u>  |                                    |         |         |           |           |           |           |                             |
| 43   | Returning direct ..... 1973        | —       | —       | —         | —         | —         | —         | —                           |
| 44   | ..... 1974                         | —       | —       | —         | —         | —         | —         | —                           |
| 45   | Returning via the U.S.A. .... 1973 | —       | —       | —         | —         | —         | —         | —                           |
| 46   | ..... 1974                         | —       | —       | —         | —         | —         | —         | —                           |
| 47   | Total marine ..... 1973            | —       | —       | —         | —         | —         | —         | —                           |
| 48   | ..... 1974                         | —       | —       | —         | —         | —         | —         | —                           |
| 49   | Total ..... 1973                   | 59,381  | 42,577  | 86,363    | 47,389    | 44,839    | 42,429    | 322,978                     |
| 50   | ..... 1974                         | 66,181  | 48,641  | 94,571    | 56,711    | 44,432    | 44,336    | 354,872                     |
| 51   | Grand total ..... 1973             | 937,142 | 844,634 | 1,156,878 | 1,120,055 | 1,119,232 | 1,132,134 | 6,310,075                   |
| 52   | ..... 1974                         | 849,575 | 770,661 | 1,084,043 | 1,038,863 | 1,031,695 | 1,159,560 | 5,934,397                   |

(1) Continental United States and Alaska.

(2) Includes Hawaii, Puerto Rico, Philippines and other U.S. protectorates.

TABLEAU 9C. Voyageurs résidents revenant au Canada, selon le moyen de transport

| J  | A         | S         | O         | N       | D       | Year<br>-<br>Année | Moyen de<br>transport            | N° |
|--|-----------|-----------|-----------|---------|---------|--------------------|----------------------------------|----|
| <b>Rentrée des États-Unis(1)</b>                     |           |           |           |         |         |                    |                                  |    |
|  |           |           |           |         |         |                    | <u>Par terre</u>                 |    |
| 1,175,278  | 1,257,817 | 901,170   | 889,477   | 696,809 | 677,359 | 10,589,164         | 1973 Automobile .....            | 1  |
| 1,144,762  |           |           |           |         |         |                    | 1974 .....                       | 2  |
| 853,268  | 874,129   | 687,968   | 687,892   | 585,950 | 579,577 | 8,206,099          | 1973 Même jour .....             | 3  |
| 858,667  |           |           |           |         |         |                    | 1974 .....                       | 4  |
| 56,633   | 58,908    | 35,881    | 31,905    | 21,752  | 19,910  | 398,976            | 1973 Une nuit .....              | 5  |
| 49,069   |           |           |           |         |         |                    | 1974 .....                       | 6  |
| 265,377  | 324,780   | 177,321   | 169,680   | 89,107  | 77,872  | 1,984,089          | 1973 Deux nuits ou plus .....    | 7  |
| 237,026  |           |           |           |         |         |                    | 1974 .....                       | 8  |
| 78,001   | 85,223    | 72,900    | 80,029    | 68,809  | 57,483  | 955,995            | 1973 Autocar .....               | 9  |
| 68,389   |           |           |           |         |         |                    | 1974 .....                       | 10 |
| 60,905   | 62,619    | 57,059    | 62,368    | 57,757  | 47,940  | 741,611            | 1973 Même jour .....             | 11 |
| 51,778   |           |           |           |         |         |                    | 1974 .....                       | 12 |
| 17,096   | 22,604    | 15,841    | 17,661    | 11,052  | 9,543   | 214,384            | 1973 Une nuit ou plus .....      | 13 |
| 16,611   |           |           |           |         |         |                    | 1974 .....                       | 14 |
| 324  | 111       | 160       | 205       | 164     | 421     | 2,491              | 1973 Chemin de fer .....         | 15 |
| 1,420  |           |           |           |         |         |                    | 1974 .....                       | 16 |
| 26,033   | 23,294    | 17,036    | 13,747    | 9,445   | 9,478   | 179,778            | 1973 Autres moyens .....         | 17 |
| 21,682   |           |           |           |         |         |                    | 1974 .....                       | 18 |
| 1,279,636  | 1,366,445 | 991,266   | 983,458   | 775,227 | 744,741 | 11,727,428         | 1973 Total, par terre .....      | 19 |
| 1,236,253  |           |           |           |         |         |                    | 1974 .....                       | 20 |
|  |           |           |           |         |         |                    | <u>Par air</u>                   |    |
| 42,512   | 48,964    | 44,167    | 50,291    | 52,390  | 53,345  | 652,203            | 1973 Commercial .....            | 21 |
| 46,498   |           |           |           |         |         |                    | 1974 .....                       | 22 |
| 2,996  | 3,431     | 2,707     | 2,633     | 2,190   | 1,838   | 30,587             | 1973 Privé .....                 | 23 |
| 3,253  |           |           |           |         |         |                    | 1974 .....                       | 24 |
| 45,508   | 52,395    | 46,874    | 52,924    | 54,580  | 55,183  | 682,790            | 1973 Total, par air .....        | 25 |
| 49,751   |           |           |           |         |         |                    | 1974 .....                       | 26 |
|  |           |           |           |         |         |                    | <u>Par mer</u>                   |    |
| 60,536   | 60,340    | 13,884    | 99        | -       | -       | 157,945            | 1973 Commercial .....            | 27 |
| 57,981   |           |           |           |         |         |                    | 1974 .....                       | 28 |
| 4,191  | 4,913     | 1,924     | 319       | 118     | 61      | 13,556             | 1973 Privé .....                 | 29 |
| 5,526  |           |           |           |         |         |                    | 1974 .....                       | 30 |
| 64,727   | 65,253    | 15,808    | 418       | 118     | 61      | 171,501            | 1973 Total, par mer .....        | 31 |
| 63,507   |           |           |           |         |         |                    | 1974 .....                       | 32 |
| 1,389,871  | 1,484,093 | 1,053,948 | 1,036,800 | 829,925 | 799,985 | 12,581,719         | 1973 Total .....                 | 33 |
| 1,349,511  |           |           |           |         |         |                    | 1974 .....                       | 34 |
| <b>Rentrée des pays autres que les États-Unis(2)</b> |           |           |           |         |         |                    |                                  |    |
|  |           |           |           |         |         |                    | <u>Par terre (via les É.-U.)</u> |    |
| 1,110  | 1,622     | 4,321     | 1,148     | 1,179   | 293     | 17,628             | 1973 .....                       | 35 |
| 1,440  |           |           |           |         |         |                    | 1974 .....                       | 36 |
|  |           |           |           |         |         |                    | <u>Par air</u>                   |    |
| 52,050   | 83,742    | 60,121    | 37,785    | 25,052  | 30,097  | 574,615            | 1973 Rentrée directe .....       | 37 |
| 48,920   |           |           |           |         |         |                    | 1974 .....                       | 38 |
| 3,432  | 8,057     | 6,159     | 4,555     | 5,304   | 4,016   | 60,778             | 1973 Rentrée via les É.-U. ....  | 39 |
| 3,461  |           |           |           |         |         |                    | 1974 .....                       | 40 |
| 55,482   | 91,799    | 66,280    | 42,340    | 30,356  | 34,113  | 635,393            | 1973 Total, par air .....        | 41 |
| 52,381   |           |           |           |         |         |                    | 1974 .....                       | 42 |
|  |           |           |           |         |         |                    | <u>Par mer</u>                   |    |
| -  | -         | -         | -         | -       | -       | -                  | 1973 Rentrée directe .....       | 43 |
| -  |           |           |           |         |         |                    | 1974 .....                       | 44 |
| -  | -         | -         | -         | -       | -       | -                  | 1973 Rentrée via les É.-U. ....  | 45 |
| -  |           |           |           |         |         |                    | 1974 .....                       | 46 |
| -  | -         | -         | -         | -       | -       | -                  | 1973 Total, par mer .....        | 47 |
| -  |           |           |           |         |         |                    | 1974 .....                       | 48 |
| 56,592   | 93,421    | 70,601    | 43,488    | 31,535  | 34,406  | 653,021            | 1973 Total .....                 | 49 |
| 53,821   |           |           |           |         |         |                    | 1974 .....                       | 50 |
| 1,446,463  | 1,577,514 | 1,124,549 | 1,080,288 | 861,460 | 834,391 | 13,234,740         | 1973 Total global .....          | 51 |
| 1,403,332  |           |           |           |         |         |                    | 1974 .....                       | 52 |

(1) États-Unis continentaux et Alaska.

(2) Comprend Hawaii, Porto Rico, Philippines et les autres protections des États-Unis.

TABLE 9D. Number of Vehicles Travelling Between Canada and the United States

| No.                    | Type of vehicle                |      | J       | F       | M       | A         | M         | J         | Six months<br>-<br>Six mois |
|------------------------|--------------------------------|------|---------|---------|---------|-----------|-----------|-----------|-----------------------------|
| United States vehicles |                                |      |         |         |         |           |           |           |                             |
| <u>Automobile</u>      |                                |      |         |         |         |           |           |           |                             |
| 1                      | Same day .....                 | 1973 | 317,991 | 293,121 | 338,260 | 409,298   | 465,199   | 613,905   | 2,437,774                   |
| 2                      |                                | 1974 | 296,242 | 284,964 | 344,021 | 398,281   | 489,207   | 580,911   | 2,393,626                   |
| 3                      | One night .....                | 1973 | 17,980  | 16,315  | 23,263  | 30,021    | 40,167    | 75,129    | 202,875                     |
| 4                      |                                | 1974 | 14,774  | 15,030  | 19,719  | 26,516    | 42,242    | 70,113    | 188,394                     |
| 5                      | Two or more nights .....       | 1973 | 31,765  | 33,105  | 50,011  | 73,063    | 147,228   | 232,717   | 567,889                     |
| 6                      |                                | 1974 | 29,113  | 36,990  | 48,032  | 68,932    | 130,892   | 218,653   | 532,612                     |
| 7                      | Total .....                    | 1973 | 367,736 | 342,541 | 411,534 | 512,382   | 652,594   | 921,751   | 3,208,538                   |
| 8                      |                                | 1974 | 340,129 | 336,984 | 411,772 | 493,729   | 662,341   | 869,677   | 3,114,632                   |
| 9                      | Trucks used commercially ..... | 1973 | 40,831  | 37,960  | 45,369  | 42,319    | 48,207    | 45,626    | 260,312                     |
| 10                     |                                | 1974 | 40,720  | 38,484  | 45,225  | 44,655    | 44,925    | 43,091    | 257,100                     |
| 11                     | Other vehicles .....           | 1973 | 42      | 224     | 600     | 2,168     | 2,953     | 7,431     | 13,418                      |
| 12                     |                                | 1974 | 62      | 59      | 205     | 2,334     | 4,071     | 5,672     | 12,403                      |
| 13                     | Total .....                    | 1973 | 408,609 | 380,725 | 457,503 | 556,869   | 703,754   | 974,808   | 3,482,268                   |
| 14                     |                                | 1974 | 380,911 | 375,527 | 457,202 | 540,718   | 711,337   | 918,440   | 3,384,135                   |
| Canadian vehicles      |                                |      |         |         |         |           |           |           |                             |
| <u>Automobile</u>      |                                |      |         |         |         |           |           |           |                             |
| 15                     | Same day .....                 | 1973 | 312,581 | 297,881 | 331,821 | 350,791   | 365,712   | 359,226   | 2,018,012                   |
| 16                     |                                | 1974 | 294,845 | 275,010 | 326,356 | 338,799   | 352,258   | 372,587   | 1,959,855                   |
| 17                     | One night .....                | 1973 | 12,195  | 8,977   | 12,952  | 13,606    | 15,608    | 14,863    | 78,201                      |
| 18                     |                                | 1974 | 8,672   | 7,801   | 10,323  | 11,955    | 13,181    | 16,081    | 68,013                      |
| 19                     | Two or more nights .....       | 1973 | 39,220  | 32,731  | 76,715  | 71,214    | 58,265    | 46,646    | 324,791                     |
| 20                     |                                | 1974 | 27,009  | 22,478  | 45,429  | 49,165    | 44,778    | 45,943    | 234,802                     |
| 21                     | Total .....                    | 1973 | 363,996 | 339,589 | 421,488 | 435,611   | 439,585   | 420,735   | 2,421,004                   |
| 22                     |                                | 1974 | 330,526 | 305,289 | 382,108 | 399,919   | 410,217   | 434,611   | 2,262,670                   |
| 23                     | Trucks used commercially ..... | 1973 | 55,364  | 49,894  | 57,906  | 54,374    | 60,607    | 60,611    | 338,756                     |
| 24                     |                                | 1974 | 57,532  | 51,601  | 58,228  | 58,160    | 59,782    | 55,690    | 340,993                     |
| 25                     | Other vehicles .....           | 1973 | 72      | 46      | 396     | 1,390     | 1,703     | 2,451     | 6,058                       |
| 26                     |                                | 1974 | 41      | 55      | 220     | 1,386     | 1,862     | 2,147     | 5,711                       |
| 27                     | Total .....                    | 1973 | 419,432 | 389,529 | 479,790 | 491,375   | 501,895   | 483,797   | 2,765,818                   |
| 28                     |                                | 1974 | 388,099 | 356,945 | 440,556 | 459,465   | 471,861   | 492,448   | 2,609,374                   |
| Total vehicles         |                                |      |         |         |         |           |           |           |                             |
| <u>Automobile</u>      |                                |      |         |         |         |           |           |           |                             |
| 29                     | Same day .....                 | 1973 | 630,572 | 591,002 | 670,081 | 760,089   | 830,911   | 973,131   | 4,455,786                   |
| 30                     |                                | 1974 | 591,087 | 559,974 | 670,377 | 737,080   | 841,465   | 953,498   | 4,353,481                   |
| 31                     | One night .....                | 1973 | 30,175  | 25,292  | 36,215  | 43,627    | 55,775    | 89,992    | 281,076                     |
| 32                     |                                | 1974 | 23,446  | 22,831  | 30,042  | 38,471    | 55,423    | 86,194    | 256,407                     |
| 33                     | Two or more nights .....       | 1973 | 70,985  | 65,836  | 126,726 | 144,277   | 205,493   | 279,363   | 892,680                     |
| 34                     |                                | 1974 | 56,122  | 59,468  | 93,461  | 118,097   | 175,670   | 264,596   | 767,414                     |
| 35                     | Total .....                    | 1973 | 731,732 | 682,130 | 833,022 | 947,993   | 1,092,179 | 1,342,486 | 5,629,542                   |
| 36                     |                                | 1974 | 670,655 | 642,273 | 793,880 | 893,648   | 1,072,558 | 1,304,288 | 5,377,302                   |
| 37                     | Trucks used commercially ..... | 1973 | 96,195  | 87,854  | 103,275 | 96,693    | 108,814   | 106,237   | 599,068                     |
| 38                     |                                | 1974 | 98,252  | 90,085  | 103,453 | 102,815   | 104,707   | 98,781    | 598,093                     |
| 39                     | Other vehicles .....           | 1973 | 114     | 270     | 996     | 3,558     | 4,656     | 9,882     | 19,476                      |
| 40                     |                                | 1974 | 103     | 114     | 425     | 3,720     | 5,933     | 7,819     | 18,114                      |
| 41                     | Total .....                    | 1973 | 828,041 | 770,254 | 937,293 | 1,048,244 | 1,205,649 | 1,458,605 | 6,248,086                   |
| 42                     |                                | 1974 | 769,010 | 732,472 | 897,758 | 1,000,183 | 1,183,198 | 1,410,888 | 5,993,509                   |



TABLEAU 9D. Nombre de véhicules voyageant entre le Canada et les États-Unis

| J                        | A         | S         | O         | N       | D       | Year<br>-<br>Année | Genre de véhicule              | N <sup>o</sup> |
|--------------------------|-----------|-----------|-----------|---------|---------|--------------------|--------------------------------|----------------|
| Véhicules des États-Unis |           |           |           |         |         |                    |                                |                |
|                          |           |           |           |         |         |                    | <u>Automobile</u>              |                |
| 843,131                  | 816,284   | 524,098   | 393,002   | 340,789 | 318,114 | 5,673,192          | 1973 Même jour .....           | 1              |
| 800,685                  |           |           |           |         |         |                    | 1974                           | 2              |
| 117,660                  | 123,009   | 66,657    | 43,044    | 21,990  | 20,353  | 595,588            | 1973 Une nuit .....            | 3              |
| 117,441                  |           |           |           |         |         |                    | 1974                           | 4              |
| 336,056                  | 374,403   | 186,450   | 113,886   | 59,270  | 48,956  | 1,686,910          | 1973 Deux nuits ou plus .....  | 5              |
| 339,668                  |           |           |           |         |         |                    | 1974                           | 6              |
| 1,296,847                | 1,313,696 | 777,205   | 549,932   | 422,049 | 387,423 | 7,955,690          | 1973 Total .....               | 7              |
| 1,257,794                |           |           |           |         |         |                    | 1974                           | 8              |
| 39,074                   | 39,363    | 41,283    | 50,361    | 46,332  | 34,978  | 511,703            | 1973 Camions commerciaux ..... | 9              |
| 39,963                   |           |           |           |         |         |                    | 1974                           | 10             |
| 9,791                    | 8,387     | 4,301     | 1,355     | 361     | 120     | 37,733             | 1973 Autres véhicules .....    | 11             |
| 10,185                   |           |           |           |         |         |                    | 1974                           | 12             |
| 1,345,712                | 1,361,446 | 822,789   | 601,648   | 468,742 | 422,521 | 8,505,126          | 1973 Total .....               | 13             |
| 1,307,942                |           |           |           |         |         |                    | 1974                           | 14             |
| Véhicules du Canada      |           |           |           |         |         |                    |                                |                |
|                          |           |           |           |         |         |                    | <u>Automobile</u>              |                |
| 383,547                  | 396,789   | 338,348   | 354,418   | 314,330 | 301,083 | 4,106,527          | 1973 Même jour .....           | 15             |
| 393,271                  |           |           |           |         |         |                    | 1974                           | 16             |
| 22,601                   | 22,974    | 15,884    | 14,281    | 10,356  | 9,356   | 173,653            | 1973 Une nuit .....            | 17             |
| 20,042                   |           |           |           |         |         |                    | 1974                           | 18             |
| 87,933                   | 107,132   | 65,530    | 63,957    | 35,759  | 30,225  | 715,327            | 1973 Deux nuits ou plus .....  | 19             |
| 80,710                   |           |           |           |         |         |                    | 1974                           | 20             |
| 494,081                  | 526,895   | 419,762   | 432,656   | 360,445 | 340,664 | 4,995,507          | 1973 Total .....               | 21             |
| 494,023                  |           |           |           |         |         |                    | 1974                           | 22             |
| 52,880                   | 54,894    | 53,214    | 61,215    | 59,356  | 45,824  | 666,139            | 1973 Camions commerciaux ..... | 23             |
| 51,060                   |           |           |           |         |         |                    | 1974                           | 24             |
| 3,065                    | 2,936     | 1,792     | 1,041     | 296     | 112     | 15,300             | 1973 Autres véhicules .....    | 25             |
| 3,113                    |           |           |           |         |         |                    | 1974                           | 26             |
| 550,026                  | 584,725   | 474,768   | 494,912   | 420,097 | 386,600 | 5,676,946          | 1973 Total .....               | 27             |
| 548,196                  |           |           |           |         |         |                    | 1974                           | 28             |
| Total, véhicules         |           |           |           |         |         |                    |                                |                |
|                          |           |           |           |         |         |                    | <u>Automobile</u>              |                |
| 1,226,678                | 1,213,073 | 862,446   | 747,420   | 655,119 | 619,197 | 9,779,719          | 1973 Même jour .....           | 29             |
| 1,193,956                |           |           |           |         |         |                    | 1974                           | 30             |
| 140,261                  | 145,983   | 82,541    | 57,325    | 32,346  | 29,709  | 769,241            | 1973 Une nuit .....            | 31             |
| 137,483                  |           |           |           |         |         |                    | 1974                           | 32             |
| 423,989                  | 481,535   | 251,980   | 177,843   | 95,029  | 79,181  | 2,401,890          | 1973 Deux nuits ou plus .....  | 33             |
| 420,378                  |           |           |           |         |         |                    | 1974                           | 34             |
| 1,790,928                | 1,840,591 | 1,196,967 | 982,588   | 782,494 | 728,087 | 12,951,197         | 1973 Total .....               | 35             |
| 1,751,817                |           |           |           |         |         |                    | 1974                           | 36             |
| 91,954                   | 94,257    | 94,497    | 111,576   | 105,688 | 80,802  | 1,177,842          | 1973 Camions commerciaux ..... | 37             |
| 91,023                   |           |           |           |         |         |                    | 1974                           | 38             |
| 12,856                   | 11,323    | 6,093     | 2,396     | 657     | 232     | 53,033             | 1973 Autres véhicules .....    | 39             |
| 13,298                   |           |           |           |         |         |                    | 1974                           | 40             |
| 1,895,738                | 1,946,171 | 1,297,557 | 1,096,560 | 888,839 | 809,121 | 14,182,072         | 1973 Total .....               | 41             |
| 1,856,138                |           |           |           |         |         |                    | 1974                           | 42             |

TABLE 10A. Non-resident Travellers Entering Canada by Type of Transportation

| No.   | Type of transportation            | J      | F      | M      | A      | M      | J       | Six months<br>-<br>Six mois |
|---|-----------------------------------|--------|--------|--------|--------|--------|---------|-----------------------------|
| Residents of the United States                      |                                   |        |        |        |        |        |         |                             |
| <u>Land</u>   |                                   |        |        |        |        |        |         |                             |
| 1   | Automobile ..... 1973             | 44,542 | 41,614 | 54,051 | 53,125 | 80,586 | 133,926 | 407,844                     |
| 2   | ..... 1974                        | 35,788 | 34,389 | 41,845 | 43,128 | 59,848 | 115,907 | 330,905                     |
| 3   | Same day ..... 1973               | 31,242 | 29,446 | 37,354 | 34,632 | 45,740 | 58,503  | 236,917                     |
| 4   | ..... 1974                        | 23,341 | 22,713 | 26,006 | 26,763 | 32,478 | 53,409  | 184,710                     |
| 5   | One night ..... 1973              | 3,813  | 3,124  | 4,261  | 3,795  | 6,027  | 10,990  | 32,010                      |
| 6   | ..... 1974                        | 2,982  | 2,394  | 3,480  | 2,952  | 4,245  | 8,664   | 24,717                      |
| 7   | Two or more nights ..... 1973     | 9,487  | 9,044  | 12,436 | 14,698 | 28,819 | 64,433  | 138,917                     |
| 8   | ..... 1974                        | 9,465  | 9,282  | 12,359 | 13,413 | 23,125 | 53,834  | 121,478                     |
| 9   | Bus ..... 1973                    | 1,136  | 1,224  | 1,768  | 2,103  | 6,583  | 5,097   | 17,911                      |
| 10  | ..... 1974                        | 1,011  | 1,561  | 1,989  | 2,532  | 5,811  | 6,165   | 19,069                      |
| 11  | Same day ..... 1973               | 647    | 228    | 94     | 748    | 2,716  | 1,142   | 5,575                       |
| 12  | ..... 1974                        | 446    | 454    | 494    | 556    | 2,946  | 1,487   | 6,383                       |
| 13  | One or more nights ..... 1973     | 489    | 996    | 1,674  | 1,355  | 3,867  | 3,955   | 12,336                      |
| 14  | ..... 1974                        | 565    | 1,107  | 1,495  | 1,976  | 2,865  | 4,678   | 12,686                      |
| 15  | Rail ..... 1973                   | -      | -      | -      | -      | -      | -       | -                           |
| 16  | ..... 1974                        | 6      | 5      | 2      | 2      | 16     | 2       | 33                          |
| 17  | Other Methods ..... 1973          | 101    | 22     | 55     | 143    | 231    | 411     | 963                         |
| 18  | ..... 1974                        | 97     | 39     | 85     | 78     | 222    | 454     | 975                         |
| 19  | Total land ..... 1973             | 45,779 | 42,860 | 55,874 | 55,371 | 87,400 | 139,434 | 426,718                     |
| 20  | ..... 1974                        | 36,902 | 35,994 | 43,921 | 45,740 | 65,897 | 122,528 | 350,982                     |
| <u>Air</u>  |                                   |        |        |        |        |        |         |                             |
| 21  | Commercial ..... 1973             | 1,718  | 1,718  | 2,199  | 2,545  | 2,954  | 7,167   | 18,301                      |
| 22  | ..... 1974                        | 1,868  | 2,226  | 2,899  | 2,916  | 3,124  | 7,258   | 20,291                      |
| 23  | Private ..... 1973                | 161    | 147    | 166    | 238    | 486    | 1,283   | 2,481                       |
| 24  | ..... 1974                        | 128    | 139    | 169    | 216    | 498    | 1,102   | 2,252                       |
| 25  | Total air ..... 1973              | 1,879  | 1,865  | 2,365  | 2,783  | 3,440  | 8,450   | 20,782                      |
| 26  | ..... 1974                        | 1,996  | 2,365  | 3,068  | 3,132  | 3,622  | 8,360   | 22,543                      |
| <u>Marine</u>                                       |                                   |        |        |        |        |        |         |                             |
| 27  | Commercial ..... 1973             | -      | -      | -      | -      | -      | -       | -                           |
| 28  | ..... 1974                        | -      | -      | -      | -      | -      | -       | -                           |
| 29  | Private ..... 1973                | -      | -      | -      | -      | -      | -       | -                           |
| 30  | ..... 1974                        | -      | -      | -      | -      | -      | -       | -                           |
| 31  | Total marine ..... 1973           | -      | -      | -      | -      | -      | -       | -                           |
| 32  | ..... 1974                        | -      | -      | -      | -      | -      | -       | -                           |
| 33  | Total ..... 1973                  | 47,658 | 44,725 | 58,239 | 58,154 | 90,840 | 147,884 | 447,500                     |
| 34  | ..... 1974                        | 38,898 | 38,359 | 46,989 | 48,872 | 69,519 | 130,888 | 373,525                     |
| Residents of countries other than the United States |                                   |        |        |        |        |        |         |                             |
| <u>Land (via the U.S.A.)</u>                        |                                   |        |        |        |        |        |         |                             |
| 35  | Same day ..... 1973               | -      | 8      | 123    | 53     | 138    | 54      | 376                         |
| 36  | ..... 1974                        | 49     | 25     | 6      | 30     | 89     | 196     | 395                         |
| 37  | One or more nights ..... 1973     | 10     | 29     | 17     | 15     | 139    | 111     | 321                         |
| 38  | ..... 1974                        | 194    | 356    | 15     | 317    | 181    | 116     | 1,179                       |
| 39  | Total land ..... 1973             | 10     | 37     | 140    | 68     | 277    | 165     | 697                         |
| 40  | ..... 1974                        | 243    | 381    | 21     | 347    | 270    | 312     | 1,574                       |
| <u>Air</u>  |                                   |        |        |        |        |        |         |                             |
| 41  | Entering direct ..... 1973        | 154    | 184    | 288    | 397    | 756    | 1,248   | 3,027                       |
| 42  | ..... 1974                        | 149    | 171    | 572    | 452    | 701    | 1,918   | 3,963                       |
| 43  | Entering via the U.S.A. .... 1973 | 69     | 53     | 132    | 110    | 181    | 283     | 828                         |
| 44  | ..... 1974                        | 166    | 59     | 93     | 332    | 196    | 405     | 1,251                       |
| 45  | Total air ..... 1973              | 223    | 237    | 420    | 507    | 937    | 1,531   | 3,855                       |
| 46  | ..... 1974                        | 315    | 230    | 665    | 784    | 897    | 2,323   | 5,214                       |
| <u>Marine</u>                                       |                                   |        |        |        |        |        |         |                             |
| 47  | Entering direct ..... 1973        | -      | -      | -      | -      | -      | -       | -                           |
| 48  | ..... 1974                        | -      | -      | -      | -      | 159    | -       | -                           |
| 49  | Entering via the U.S.A. .... 1973 | -      | -      | -      | -      | -      | -       | -                           |
| 50  | ..... 1974                        | -      | -      | -      | -      | 823    | -       | -                           |
| 51  | Total marine ..... 1973           | -      | -      | -      | -      | -      | -       | -                           |
| 52  | ..... 1974                        | -      | -      | -      | -      | -      | -       | -                           |
| 53  | Total ..... 1973                  | 233    | 274    | 560    | 575    | 1,214  | 1,696   | 4,552                       |
| 54  | ..... 1974                        | 558    | 611    | 686    | 1,131  | 1,167  | 2,635   | 6,788                       |
| 55  | Grand total ..... 1973            | 47,891 | 44,999 | 58,799 | 58,729 | 92,054 | 149,580 | 452,052                     |
| 56  | ..... 1974                        | 39,456 | 38,970 | 47,675 | 50,003 | 70,686 | 133,523 | 380,313                     |

TABLEAU 10A. Voyageurs non résidents entrant au Canada, selon le moyen de transport

| J   | A       | S       | O      | N      | D      | Year<br>-<br>Année | Moyen de<br>transport          | NO |
|---|---------|---------|--------|--------|--------|--------------------|--------------------------------|----|
| <b>Résidents des États-Unis</b>                     |         |         |        |        |        |                    |                                |    |
| <u>Par terre</u>                                    |         |         |        |        |        |                    |                                |    |
| 216,909   | 175,104 | 104,429 | 68,403 | 49,264 | 44,612 | 1,066,565          | 1973 Automobile .....          | 1  |
| 161,298   |         |         |        |        |        |                    | 1974 .....                     | 2  |
| 90,297  | 76,381  | 49,171  | 36,572 | 29,081 | 27,166 | 545,585            | 1973 Même jour .....           | 3  |
| 72,180  |         |         |        |        |        |                    | 1974 .....                     | 4  |
| 18,152  | 17,142  | 9,161   | 5,448  | 3,965  | 3,466  | 89,344             | 1973 Une nuit .....            | 5  |
| 13,527  |         |         |        |        |        |                    | 1974 .....                     | 6  |
| 108,460   | 81,581  | 46,097  | 26,383 | 16,218 | 13,980 | 431,636            | 1973 Deux nuits ou plus .....  | 7  |
| 75,591  |         |         |        |        |        |                    | 1974 .....                     | 8  |
| 4,915   | 3,413   | 1,637   | 1,465  | 1,092  | 1,196  | 31,629             | 1973 Autocar .....             | 9  |
| 6,106   |         |         |        |        |        |                    | 1974 .....                     | 10 |
| 1,080   | 728     | 455     | 438    | 620    | 404    | 9,300              | 1973 Même jour .....           | 11 |
| 1,656   |         |         |        |        |        |                    | 1974 .....                     | 12 |
| 3,835   | 2,685   | 1,182   | 1,027  | 472    | 792    | 22,329             | 1973 Une nuit ou plus .....    | 13 |
| 4,450   |         |         |        |        |        |                    | 1974 .....                     | 14 |
| -   | -       | -       | -      | 5      | 9      | 14                 | 1973 Chemin de fer .....       | 15 |
| 5   |         |         |        |        |        |                    | 1974 .....                     | 16 |
| 818   | 630     | 195     | 47     | 12     | 7      | 2,672              | 1973 Autres moyens .....       | 17 |
| 783   |         |         |        |        |        |                    | 1974 .....                     | 18 |
| 222,642   | 179,147 | 106,261 | 69,915 | 50,373 | 45,824 | 1,100,880          | 1973 Total, par terre .....    | 19 |
| 168,192   |         |         |        |        |        |                    | 1974 .....                     | 20 |
| <u>Par air</u>                                      |         |         |        |        |        |                    |                                |    |
| 6,913   | 6,826   | 3,642   | 3,198  | 2,198  | 2,763  | 43,841             | 1973 Commercial .....          | 21 |
| 7,276   |         |         |        |        |        |                    | 1974 .....                     | 22 |
| 882   | 740     | 597     | 359    | 171    | 101    | 5,331              | 1973 Privé .....               | 23 |
| 989   |         |         |        |        |        |                    | 1974 .....                     | 24 |
| 7,795   | 7,566   | 4,239   | 3,557  | 2,369  | 2,864  | 49,172             | 1973 Total, par air .....      | 25 |
| 8,265   |         |         |        |        |        |                    | 1974 .....                     | 26 |
| <u>Par mer</u>                                      |         |         |        |        |        |                    |                                |    |
| -   | -       | -       | -      | -      | -      | -                  | 1973 Commercial .....          | 27 |
| -   |         |         |        |        |        |                    | 1974 .....                     | 28 |
| -   | -       | -       | -      | -      | -      | -                  | 1973 Privé .....               | 29 |
| -   |         |         |        |        |        |                    | 1974 .....                     | 30 |
| -   | -       | -       | -      | -      | -      | -                  | 1973 Total, par mer .....      | 31 |
| -   |         |         |        |        |        |                    | 1974 .....                     | 32 |
| 230,437   | 186,713 | 110,500 | 73,472 | 52,742 | 48,688 | 1,150,052          | 1973 Total .....               | 33 |
| 176,457   |         |         |        |        |        |                    | 1974 .....                     | 34 |
| <b>Résidents des pays autres que les États-Unis</b> |         |         |        |        |        |                    |                                |    |
| <u>Par terre (via les É.-U.)</u>                    |         |         |        |        |        |                    |                                |    |
| 103   | 173     | 71      | 220    | 6      | 6      | 955                | 1973 Même jour .....           | 35 |
| 440   |         |         |        |        |        |                    | 1974 .....                     | 36 |
| 245   | 208     | 52      | 126    | 56     | 7      | 1,015              | 1973 Une nuit ou plus .....    | 37 |
| 422   |         |         |        |        |        |                    | 1974 .....                     | 38 |
| 348   | 381     | 123     | 346    | 62     | 13     | 1,970              | 1973 Total, par terre .....    | 39 |
| 862   |         |         |        |        |        |                    | 1974 .....                     | 40 |
| <u>Par air</u>                                      |         |         |        |        |        |                    |                                |    |
| 1,532   | 1,207   | 683     | 861    | 342    | 746    | 8,398              | 1973 Entrée directe .....      | 41 |
| 2,526   |         |         |        |        |        |                    | 1974 .....                     | 42 |
| 340   | 487     | 288     | 232    | 187    | 106    | 2,468              | 1973 Entrée via les É.U. ....  | 43 |
| 406   |         |         |        |        |        |                    | 1974 .....                     | 44 |
| 1,872   | 1,694   | 971     | 1,093  | 529    | 852    | 10,866             | 1973 Total, par air .....      | 45 |
| 2,932   |         |         |        |        |        |                    | 1974 .....                     | 46 |
| <u>Par mer</u>                                      |         |         |        |        |        |                    |                                |    |
| -   | -       | -       | -      | -      | -      | -                  | 1973 Entrée directe .....      | 47 |
| -   |         |         |        |        |        |                    | 1974 .....                     | 48 |
| -   | -       | -       | -      | -      | -      | -                  | 1973 Entrée via les É.-U. .... | 49 |
| -   |         |         |        |        |        |                    | 1974 .....                     | 50 |
| -   | -       | -       | -      | -      | -      | -                  | 1973 Total, par mer .....      | 51 |
| -   |         |         |        |        |        |                    | 1974 .....                     | 52 |
| 2,220   | 2,075   | 1,094   | 1,439  | 591    | 865    | 12,836             | 1973 Total .....               | 53 |
| 3,794   |         |         |        |        |        |                    | 1974 .....                     | 54 |
| 232,657   | 188,788 | 111,594 | 74,911 | 53,333 | 49,553 | 1,162,888          | 1973 Total global .....        | 55 |
| 180,251   |         |         |        |        |        |                    | 1974 .....                     | 56 |

TABLE 10B. Non-Resident Travellers Entering Canada by Country of Residence(1) - Continued

| No.                     | Country of residence             |      | J   | F   | M   | A   | M     | J     | Six months<br>-<br>Six mois |
|-------------------------|----------------------------------|------|-----|-----|-----|-----|-------|-------|-----------------------------|
| <u>Europe</u>           |                                  |      |     |     |     |     |       |       |                             |
| 1                       | Austria .....                    | 1973 | 1   | -   | 1   | -   | 5     | 1     | 8                           |
| 2                       | .....                            | 1974 | 2   | -   | -   | 1   | 1     | 11    | 15                          |
| 3                       | Azores .....                     | 1973 | -   | -   | -   | -   | -     | -     | -                           |
| 4                       | .....                            | 1974 | -   | -   | -   | -   | -     | -     | -                           |
| 5                       | Belgium .....                    | 1973 | 1   | 6   | -   | 6   | 4     | 2     | 19                          |
| 6                       | .....                            | 1974 | -   | 2   | 8   | -   | 9     | 15    | 34                          |
| 7                       | Bulgaria .....                   | 1973 | -   | -   | -   | -   | -     | -     | -                           |
| 8                       | .....                            | 1974 | -   | -   | -   | -   | -     | -     | -                           |
| 9                       | Czechoslovakia .....             | 1973 | -   | -   | -   | 2   | -     | -     | 2                           |
| 10                      | .....                            | 1974 | -   | -   | -   | -   | 2     | -     | 2                           |
| 11                      | Denmark .....                    | 1973 | 6   | 10  | 18  | 8   | 6     | 64    | 112                         |
| 12                      | .....                            | 1974 | 3   | 1   | 3   | 10  | 3     | 4     | 24                          |
| 13                      | Finland .....                    | 1973 | 5   | 8   | -   | 3   | 1     | 14    | 31                          |
| 14                      | .....                            | 1974 | 2   | -   | 3   | 7   | 4     | 17    | 33                          |
| 15                      | France .....                     | 1973 | 4   | 2   | 2   | 4   | 13    | 13    | 38                          |
| 16                      | .....                            | 1974 | 91  | 14  | 7   | 11  | 10    | 17    | 150                         |
| 17                      | Germany (Federal Republic) ..... | 1973 | 9   | 20  | 19  | 27  | 209   | 311   | 595                         |
| 18                      | .....                            | 1974 | 36  | 19  | 206 | 83  | 336   | 802   | 1,482                       |
| 19                      | Greece .....                     | 1973 | -   | 3   | 1   | 1   | 2     | 2     | 9                           |
| 20                      | .....                            | 1974 | 4   | -   | 6   | 6   | 5     | 6     | 27                          |
| 21                      | Hungary .....                    | 1973 | -   | -   | -   | 1   | 1     | 4     | 6                           |
| 22                      | .....                            | 1974 | 5   | -   | -   | -   | -     | 7     | 7                           |
| 23                      | Ireland (Republic) .....         | 1973 | 2   | 1   | -   | 1   | 10    | 11    | 25                          |
| 24                      | .....                            | 1974 | 2   | -   | -   | 10  | 8     | 8     | 28                          |
| 25                      | Italy .....                      | 1973 | 5   | 6   | -   | 3   | 5     | 12    | 31                          |
| 26                      | .....                            | 1974 | 6   | 2   | 5   | 1   | 1     | 6     | 21                          |
| 27                      | Malta .....                      | 1973 | -   | -   | -   | -   | -     | -     | -                           |
| 28                      | .....                            | 1974 | -   | -   | -   | 1   | -     | -     | 1                           |
| 29                      | Netherlands, The .....           | 1973 | 23  | 4   | 16  | 12  | 35    | 71    | 161                         |
| 30                      | .....                            | 1974 | 3   | 7   | 3   | 13  | 18    | 45    | 89                          |
| 31                      | Norway .....                     | 1973 | 2   | 5   | 16  | 5   | 13    | 38    | 79                          |
| 32                      | .....                            | 1974 | -   | -   | 4   | 13  | 10    | 150   | 177                         |
| 33                      | Poland .....                     | 1973 | 1   | 3   | 1   | 1   | 1     | 1     | 10                          |
| 34                      | .....                            | 1974 | -   | -   | 2   | 1   | 1     | -     | 4                           |
| 35                      | Portugal .....                   | 1973 | -   | -   | -   | -   | -     | 1     | 1                           |
| 36                      | .....                            | 1974 | -   | -   | 2   | -   | 1     | -     | 3                           |
| 37                      | Rumania .....                    | 1973 | -   | -   | -   | -   | -     | -     | -                           |
| 38                      | .....                            | 1974 | -   | 1   | -   | -   | -     | -     | 1                           |
| 39                      | Spain .....                      | 1973 | 4   | -   | -   | -   | 2     | 2     | 8                           |
| 40                      | .....                            | 1974 | 1   | -   | 1   | 1   | 3     | -     | 6                           |
| 41                      | Sweden .....                     | 1973 | 6   | 1   | 8   | 22  | 12    | 32    | 81                          |
| 42                      | .....                            | 1974 | 10  | 1   | 22  | 16  | 8     | 31    | 88                          |
| 43                      | Switzerland .....                | 1973 | -   | 2   | 1   | 3   | 4     | 12    | 22                          |
| 44                      | .....                            | 1974 | 5   | -   | 6   | 15  | 6     | 20    | 52                          |
| 45                      | Turkey .....                     | 1973 | -   | -   | -   | -   | -     | -     | -                           |
| 46                      | .....                            | 1974 | -   | -   | -   | 3   | -     | -     | 3                           |
| 47                      | United Kingdom .....             | 1973 | 120 | 122 | 319 | 352 | 652   | 878   | 2,443                       |
| 48                      | .....                            | 1974 | 190 | 302 | 332 | 383 | 463   | 1,166 | 2,836                       |
| 49                      | U.S.S.R. ....                    | 1973 | -   | -   | 1   | -   | -     | 1     | 2                           |
| 50                      | .....                            | 1974 | -   | -   | -   | -   | -     | 1     | 1                           |
| 51                      | Yugoslavia .....                 | 1973 | -   | 2   | 4   | 2   | 13    | 4     | 25                          |
| 52                      | .....                            | 1974 | 2   | -   | 2   | 4   | 2     | 14    | 24                          |
| 53                      | Other .....                      | 1973 | -   | 2   | -   | 5   | 15    | 5     | 27                          |
| 54                      | .....                            | 1974 | -   | -   | 4   | 1   | 2     | 6     | 13                          |
| 55                      | Total .....                      | 1973 | 189 | 197 | 407 | 458 | 1,005 | 1,479 | 3,735                       |
| 56                      | .....                            | 1974 | 362 | 349 | 616 | 580 | 893   | 2,321 | 5,121                       |
| <u>Africa</u>           |                                  |      |     |     |     |     |       |       |                             |
| 57                      | Algeria .....                    | 1973 | -   | -   | -   | -   | -     | -     | -                           |
| 58                      | .....                            | 1974 | -   | -   | -   | -   | -     | -     | -                           |
| 59                      | Egypt .....                      | 1973 | -   | -   | -   | -   | 4     | 5     | 9                           |
| 60                      | .....                            | 1974 | -   | -   | -   | 2   | -     | 1     | 3                           |
| 61                      | Rhodesia .....                   | 1973 | -   | -   | -   | -   | -     | -     | -                           |
| 62                      | .....                            | 1974 | -   | -   | -   | -   | -     | -     | -                           |
| 63                      | South Africa .....               | 1973 | 2   | 2   | 40  | 21  | 19    | 10    | 94                          |
| 64                      | .....                            | 1974 | 21  | 16  | 3   | 26  | 40    | 10    | 116                         |
| 65                      | Other .....                      | 1973 | 8   | 4   | 6   | 5   | -     | 13    | 36                          |
| 66                      | .....                            | 1974 | 4   | 1   | 12  | 36  | 9     | 23    | 85                          |
| 67                      | Total .....                      | 1973 | 10  | 6   | 46  | 26  | 23    | 28    | 139                         |
| 68                      | .....                            | 1974 | 25  | 17  | 15  | 64  | 49    | 34    | 204                         |
| <u>Asia (Continued)</u> |                                  |      |     |     |     |     |       |       |                             |
| 69                      | Bangladesh .....                 | 1973 | -   | -   | -   | -   | -     | 6     | 6                           |
| 70                      | .....                            | 1974 | -   | -   | -   | -   | -     | -     | -                           |
| 71                      | China .....                      | 1973 | -   | -   | -   | -   | -     | 1     | 1                           |
| 72                      | .....                            | 1974 | -   | -   | -   | -   | -     | 1     | 1                           |
| 73                      | Hong Kong .....                  | 1973 | 3   | 4   | -   | -   | 8     | 1     | 16                          |
| 74                      | .....                            | 1974 | 4   | -   | 1   | 12  | 11    | 40    | 68                          |
| 75                      | India .....                      | 1973 | 2   | 5   | 2   | 3   | 7     | 7     | 26                          |
| 76                      | .....                            | 1974 | 6   | 8   | 5   | 7   | 20    | 5     | 51                          |

See footnote(s) at the end of the table.

TABLEAU 10B. Voyageurs non résidents entrant au Canada, selon le pays de résidence(1) - suite

| J                   | A     | S   | O     | N   | D   | Year<br>-<br>Année | Pays de<br>résidence                       | N <sup>o</sup> |
|---------------------|-------|-----|-------|-----|-----|--------------------|--|----------------|
| <u>Europe</u>       |       |     |       |     |     |                    |  |                |
| 3                   | 6     | 2   | 1     | -   | -   | 20                 | 1973 Autriche .....                        | 1              |
| 5                   | -     | -   | -     | -   | -   | -                  | 1974 .....                                 | 2              |
| -                   | -     | -   | -     | -   | -   | -                  | 1973 Açores .....                          | 3              |
| 11                  | 12    | 14  | 7     | 6   | 7   | 76                 | 1974 Belgique .....                        | 4              |
| 22                  | -     | -   | -     | -   | -   | -                  | 1973 .....                                 | 5              |
| -                   | -     | -   | -     | -   | -   | -                  | 1974 Bulgarie .....                        | 6              |
| 2                   | 3     | 4   | -     | 1   | -   | 12                 | 1973 Tchecoslovaquie .....                 | 7              |
| 7                   | 46    | 16  | 4     | 4   | 4   | 234                | 1974 Danemark .....                        | 10             |
| 48                  | 4     | -   | 1     | 2   | 1   | 46                 | 1973 Finlande .....                        | 11             |
| 14                  | 72    | 8   | 270   | 6   | 5   | 426                | 1974 France .....                          | 12             |
| 7                   | 268   | 120 | 349   | 40  | 69  | 1,843              | 1973 Allemagne (République fédérale) ..... | 13             |
| 2                   | -     | -   | -     | -   | -   | -                  | 1974 .....                                 | 14             |
| 27                  | 2     | 4   | 9     | -   | 7   | 35                 | 1973 Grèce .....                           | 15             |
| 21                  | 1     | -   | 1     | -   | 2   | 10                 | 1974 Hongrie .....                         | 16             |
| 402                 | 11    | 5   | 3     | 1   | 9   | 61                 | 1973 Irlande (République) .....            | 17             |
| 1,383               | 7     | 8   | 9     | 1   | 12  | 78                 | 1974 Italie .....                          | 18             |
| 4                   | -     | -   | -     | -   | -   | -                  | 1973 Malte .....                           | 19             |
| 4                   | 33    | 24  | 22    | -   | 11  | 283                | 1974 Pays-Bas .....                        | 20             |
| -                   | 25    | 14  | 11    | 18  | 12  | 196                | 1973 Norvège .....                         | 21             |
| 9                   | 5     | 3   | -     | -   | -   | 20                 | 1974 Pologne .....                         | 22             |
| 7                   | 2     | -   | 1     | -   | 1   | 6                  | 1973 Portugal .....                        | 23             |
| 17                  | -     | -   | -     | -   | -   | -                  | 1974 Roumanie .....                        | 24             |
| 10                  | 4     | 3   | 4     | 4   | 1   | 28                 | 1973 Espagne .....                         | 25             |
| 19                  | 10    | 21  | 19    | 3   | 10  | 168                | 1974 Suède .....                           | 26             |
| -                   | 8     | 3   | 28    | 51  | 6   | 141                | 1973 Suisse .....                          | 27             |
| 32                  | 2     | 3   | -     | 1   | -   | 6                  | 1974 Turquie .....                         | 28             |
| 77                  | 1,046 | 483 | 373   | 296 | 553 | 6,292              | 1973 Royaume-Uni .....                     | 29             |
| 37                  | -     | -   | -     | -   | -   | 2                  | 1974 U.R.S.S. ....                         | 30             |
| 42                  | 5     | 5   | 8     | 10  | 21  | 88                 | 1973 Yougoslavie .....                     | 31             |
| 2                   | 4     | 7   | 3     | 1   | 3   | 56                 | 1974 Autres .....                          | 32             |
| 2                   | -     | -   | -     | -   | -   | -                  | 1973 Total .....                           | 33             |
| 1,098               | 1,576 | 747 | 1,123 | 445 | 734 | 10,127             | 1974 Total .....                           | 34             |
| 1,489               | -     | -   | -     | -   | -   | -                  | 1973 Algérie .....                         | 35             |
| -                   | -     | -   | -     | -   | -   | -                  | 1974 .....                                 | 36             |
| 14                  | 2     | 1   | -     | -   | 1   | 5                  | 1973 Égypte .....                          | 37             |
| 20                  | 20    | 15  | 41    | 7   | 9   | 199                | 1974 Rhodésie .....                        | 38             |
| 11                  | 24    | 11  | 3     | 9   | 17  | 144                | 1973 Afrique du Sud .....                  | 39             |
| 2                   | -     | -   | -     | -   | -   | -                  | 1974 Autres .....                          | 40             |
| 68                  | 46    | 27  | 46    | 16  | 27  | 369                | 1973 Total .....                           | 41             |
| 104                 | -     | -   | -     | -   | -   | -                  | 1974 Total .....                           | 42             |
| <u>Asie (suite)</u> |       |     |       |     |     |                    |  |                |
| -                   | -     | 1   | -     | -   | -   | 7                  | 1973 Bangladesh .....                      | 43             |
| -                   | -     | -   | -     | -   | -   | 1                  | 1974 Chine .....                           | 44             |
| 1                   | 40    | 30  | 2     | 5   | 9   | 119                | 1973 Hong-Kong .....                       | 45             |
| 17                  | 25    | 23  | 14    | 10  | 26  | 138                | 1974 Inde .....                            | 46             |
| 5                   | -     | -   | -     | -   | -   | -                  | 1973 .....                                 | 47             |
| 14                  | -     | -   | -     | -   | -   | -                  | 1974 .....                                 | 48             |
| 22                  | -     | -   | -     | -   | -   | -                  | 1973 .....                                 | 49             |
| -                   | -     | -   | -     | -   | -   | -                  | 1974 .....                                 | 50             |

Voir renvoi(s) à la fin du tableau.

TABLE 10B. Non-resident Travellers Entering Canada by Country of Residence(1) - Concluded

| No.   | Country of residence               | J      | F      | M      | A      | M      | J       | Six months<br>-<br>Six mois |
|---|------------------------------------|--------|--------|--------|--------|--------|---------|-----------------------------|
| <u>Asia - Concluded</u>                                 |                                    |        |        |        |        |        |         |                             |
| 1   | Israel ..... 1973                  | 1      | 5      | -      | 4      | -      | 2       | 12                          |
| 2   | ..... 1974                         | 3      | -      | 2      | 2      | -      | 13      | 20                          |
| 3   | Japan ..... 1973                   | 8      | 7      | 14     | 19     | 9      | 22      | 79                          |
| 4   | ..... 1974                         | 3      | 4      | 12     | 23     | 28     | 18      | 88                          |
| 5   | Korea, South ..... 1973            | 1      | 1      | -      | -      | -      | 1       | 3                           |
| 6   | ..... 1974                         | -      | -      | -      | 1      | -      | 2       | 3                           |
| 7   | Lebanon ..... 1973                 | -      | -      | 1      | -      | 1      | 1       | 3                           |
| 8   | ..... 1974                         | 1      | -      | -      | 1      | -      | -       | 2                           |
| 9   | Pakistan ..... 1973                | -      | -      | 3      | -      | 5      | 5       | 13                          |
| 10  | ..... 1974                         | -      | 1      | 2      | 1      | -      | 3       | 7                           |
| 11  | Philippines ..... 1973             | 1      | -      | -      | 2      | 5      | 7       | 15                          |
| 12  | ..... 1974                         | 1      | -      | -      | 4      | 5      | 4       | 14                          |
| 13  | Sri Lanka ..... 1973               | -      | -      | -      | -      | -      | -       | -                           |
| 14  | ..... 1974                         | -      | -      | -      | -      | -      | -       | -                           |
| 15  | Syria ..... 1973                   | -      | -      | -      | -      | -      | -       | -                           |
| 16  | ..... 1974                         | -      | -      | -      | -      | -      | -       | -                           |
| 17  | Taiwan ..... 1973                  | 1      | 2      | 1      | -      | 1      | 1       | 6                           |
| 18  | ..... 1974                         | -      | -      | -      | 7      | 1      | -       | 8                           |
| 19  | Other ..... 1973                   | 4      | 4      | 1      | 8      | 4      | 12      | 33                          |
| 20  | ..... 1974                         | 4      | -      | 13     | 20     | 3      | 11      | 51                          |
| 21  | Total ..... 1973                   | 21     | 28     | 22     | 36     | 40     | 66      | 213                         |
| 22  | ..... 1974                         | 22     | 13     | 35     | 78     | 68     | 97      | 313                         |
| <u>North America, Central<br/>America and Caribbean</u> |                                    |        |        |        |        |        |         |                             |
| 23  | Antigua ..... 1973                 | -      | -      | -      | -      | -      | -       | -                           |
| 24  | ..... 1974                         | -      | -      | -      | -      | -      | -       | -                           |
| 25  | Bahamas ..... 1973                 | -      | -      | -      | -      | -      | -       | -                           |
| 26  | ..... 1974                         | -      | -      | -      | -      | -      | -       | -                           |
| 27  | Barbados ..... 1973                | -      | 2      | 11     | 1      | 22     | 2       | 38                          |
| 28  | ..... 1974                         | 15     | 4      | -      | 11     | 6      | 3       | 39                          |
| 29  | Bermuda ..... 1973                 | -      | -      | -      | -      | -      | -       | -                           |
| 30  | ..... 1974                         | -      | -      | -      | 1      | -      | -       | 1                           |
| 31  | Cuba ..... 1973                    | -      | -      | -      | -      | -      | -       | -                           |
| 32  | ..... 1974                         | -      | -      | -      | -      | -      | 1       | 1                           |
| 33  | Haiti ..... 1973                   | -      | -      | -      | -      | -      | -       | -                           |
| 34  | ..... 1974                         | -      | -      | -      | -      | -      | -       | -                           |
| 35  | Jamaica ..... 1973                 | -      | -      | 1      | 1      | 6      | 1       | 9                           |
| 36  | ..... 1974                         | -      | 1      | -      | 6      | 4      | -       | 11                          |
| 37  | Mexico ..... 1973                  | -      | 1      | 1      | 4      | 8      | 35      | 49                          |
| 38  | ..... 1974                         | 3      | 3      | 3      | 16     | 18     | 13      | 56                          |
| 39  | St. Pierre and Miquelon ..... 1973 | -      | -      | -      | -      | -      | -       | -                           |
| 40  | ..... 1974                         | -      | -      | -      | -      | -      | -       | -                           |
| 41  | Trinidad and Tobago ..... 1973     | -      | -      | -      | -      | 4      | -       | 4                           |
| 42  | ..... 1974                         | 5      | -      | -      | -      | -      | 11      | 16                          |
| 43  | United States ..... 1973           | 47,658 | 44,725 | 58,239 | 58,154 | 90,840 | 147,884 | 447,500                     |
| 44  | ..... 1974                         | 38,898 | 38,359 | 46,989 | 48,872 | 69,519 | 130,888 | 373,525                     |
| 45  | Other ..... 1973                   | -      | -      | 4      | -      | 3      | 3       | 10                          |
| 46  | ..... 1974                         | -      | 2      | -      | 1      | 8      | 19      | 30                          |
| 47  | Total ..... 1973                   | 47,658 | 44,728 | 58,256 | 58,160 | 90,883 | 147,925 | 447,610                     |
| 48  | ..... 1974                         | 38,921 | 38,369 | 46,992 | 48,907 | 69,555 | 130,935 | 373,679                     |
| <u>South America</u>                                    |                                    |        |        |        |        |        |         |                             |
| 49  | Argentina ..... 1973               | -      | -      | 2      | -      | -      | -       | 2                           |
| 50  | ..... 1974                         | -      | -      | -      | 3      | 10     | 2       | 15                          |
| 51  | Brazil ..... 1973                  | 1      | -      | -      | 3      | 2      | 3       | 9                           |
| 52  | ..... 1974                         | 1      | 4      | -      | 3      | -      | 3       | 11                          |
| 53  | Colombia ..... 1973                | -      | -      | 1      | 1      | -      | 4       | 6                           |
| 54  | ..... 1974                         | -      | 1      | -      | 3      | 1      | 2       | 7                           |
| 55  | Guyana ..... 1973                  | -      | -      | -      | -      | 2      | -       | 2                           |
| 56  | ..... 1974                         | -      | -      | 2      | -      | -      | 1       | 3                           |
| 57  | Venezuela ..... 1973               | -      | 1      | 1      | 2      | 3      | -       | 7                           |
| 58  | ..... 1974                         | -      | -      | -      | -      | -      | 8       | 8                           |
| 59  | Other ..... 1973                   | -      | 2      | 1      | 1      | 5      | 1       | 10                          |
| 60  | ..... 1974                         | 3      | 1      | 2      | 2      | 4      | 9       | 21                          |
| 61  | Total ..... 1973                   | 1      | 3      | 5      | 7      | 12     | 8       | 36                          |
| 62  | ..... 1974                         | 4      | 6      | 4      | 11     | 15     | 25      | 65                          |
| <u>Oceania and Other</u>                                |                                    |        |        |        |        |        |         |                             |
| <u>Ocean Islands</u>                                    |                                    |        |        |        |        |        |         |                             |
| 63  | Australia ..... 1973               | 11     | 20     | 49     | 22     | 47     | 60      | 209                         |
| 64  | ..... 1974                         | 70     | 125    | 11     | 224    | 58     | 56      | 544                         |
| 65  | New Zealand ..... 1973             | 1      | 17     | 14     | 20     | 44     | 14      | 110                         |
| 66  | ..... 1974                         | 52     | 91     | 2      | 138    | 48     | 53      | 386                         |
| 67  | Other ..... 1973                   | -      | -      | -      | -      | -      | -       | -                           |
| 68  | ..... 1974                         | -      | -      | -      | 1      | -      | -       | 1                           |
| 69  | Total ..... 1973                   | 12     | 37     | 63     | 42     | 91     | 74      | 319                         |
| 70  | ..... 1974                         | 122    | 216    | 13     | 363    | 106    | 111     | 931                         |
| 71  | Grand total ..... 1973             | 47,891 | 44,999 | 58,799 | 58,729 | 92,054 | 149,580 | 452,052                     |
| 72  | ..... 1974                         | 39,456 | 38,970 | 47,675 | 50,003 | 70,686 | 133,523 | 380,313                     |

(1) Additional data are available by country on request.

TABLEAU 10B. Voyageurs non résidents entrant au Canada, selon le pays de résidence(1) -- fin

| J       | A       | S       | O      | N      | D      | Year<br>-<br>Année | Pays de<br>résidence   | No |
|---------|---------|---------|--------|--------|--------|--------------------|--|----|
|         |         |         |        |        |        |                    | <u>Asie - fin</u>  |    |
| 12      | 12      | 13      | -      | 1      | -      | 50                 | 1973 Israël .....  | 1  |
| 20      |         |         |        |        |        |                    | 1974 .....   | 2  |
| 25      | 87      | 39      | 32     | 19     | 5      | 286                | 1973 Japon .....   | 3  |
| 19      |         |         |        |        |        |                    | 1974 .....   | 4  |
| 1       | 3       | -       | 1      | -      | -      | 8                  | 1973 Corée du Sud .....  | 5  |
| 2       |         |         |        |        |        |                    | 1974 .....   | 6  |
| -       | 1       | -       | -      | 1      | -      | 5                  | 1973 Liban .....   | 7  |
| 8       |         |         |        |        |        |                    | 1974 .....   | 8  |
| 7       | 6       | 4       | 2      | 7      | 3      | 42                 | 1973 Pakistan .....  | 9  |
| 6       |         |         |        |        |        |                    | 1974 .....   | 10 |
| 8       | 3       | 4       | 3      | 2      | 5      | 40                 | 1973 Philippines .....   | 11 |
| 2       |         |         |        |        |        |                    | 1974 .....   | 12 |
| 3       | -       | 2       | -      | -      | -      | 5                  | 1973 Sri Lanka .....   | 13 |
| 1       |         |         |        |        |        |                    | 1974 .....   | 14 |
| -       | 2       | -       | -      | -      | -      | 2                  | 1973 Syrie .....   | 15 |
| 1       |         |         |        |        |        |                    | 1974 .....   | 16 |
| 4       | 4       | 2       | -      | 1      | 1      | 18                 | 1973 Taiwan .....  | 17 |
| -       |         |         |        |        |        |                    | 1974 .....   | 18 |
| 1       | 17      | 39      | 12     | 2      | 10     | 114                | 1973 Autres .....  | 19 |
| 25      |         |         |        |        |        |                    | 1974 .....   | 20 |
| 92      | 200     | 157     | 66     | 48     | 59     | 835                | 1973 Total .....   | 21 |
| 112     |         |         |        |        |        |                    | 1974 .....   | 22 |
|         |         |         |        |        |        |                    | <u>Amérique du Nord,</u><br><u>Amérique centrale et Antilles</u> |    |
| -       | -       | -       | -      | -      | -      | -                  | 1973 Antigua .....   | 23 |
| -       |         |         |        |        |        |                    | 1974 .....   | 24 |
| -       | 4       | -       | -      | -      | -      | 4                  | 1973 Bahamas .....   | 25 |
| -       |         |         |        |        |        |                    | 1974 .....   | 26 |
| 2       | 6       | -       | 12     | 1      | 1      | 60                 | 1973 Barbade .....   | 27 |
| 11      |         |         |        |        |        |                    | 1974 .....   | 28 |
| -       | -       | -       | -      | 1      | -      | 1                  | 1973 Bermudes .....  | 29 |
| 2       |         |         |        |        |        |                    | 1974 .....   | 30 |
| -       | 1       | -       | -      | -      | -      | 1                  | 1973 Cuba .....  | 31 |
| -       |         |         |        |        |        |                    | 1974 .....   | 32 |
| 7       | -       | -       | -      | -      | -      | 7                  | 1973 Haïti .....   | 33 |
| -       |         |         |        |        |        |                    | 1974 .....   | 34 |
| 4       | 5       | 3       | 7      | -      | 1      | 29                 | 1973 Jamaïque .....  | 35 |
| 16      |         |         |        |        |        |                    | 1974 .....   | 36 |
| 13      | 21      | 6       | 9      | 2      | 7      | 107                | 1973 Mexique .....   | 37 |
| 26      |         |         |        |        |        |                    | 1974 .....   | 38 |
| -       | -       | -       | -      | -      | -      | -                  | 1973 St. Pierre-et-Miquelon .....                                | 39 |
| -       |         |         |        |        |        |                    | 1974 .....   | 40 |
| 2       | 9       | -       | -      | 1      | -      | 16                 | 1973 Trinité et Tobago .....                                     | 41 |
| 11      |         |         |        |        |        |                    | 1974 .....   | 42 |
| 230,437 | 186,713 | 110,500 | 73,472 | 52,742 | 48,688 | 1,150,052          | 1973 États-Unis .....  | 43 |
| 176,457 |         |         |        |        |        |                    | 1974 .....   | 44 |
| 7       | 12      | 6       | 3      | -      | -      | 38                 | 1973 Autres .....  | 45 |
| 37      |         |         |        |        |        |                    | 1974 .....   | 46 |
| 230,472 | 186,771 | 110,515 | 73,503 | 52,747 | 48,697 | 1,150,315          | 1973 Total .....   | 47 |
| 176,560 |         |         |        |        |        |                    | 1974 .....   | 48 |
|         |         |         |        |        |        |                    | <u>Amérique du Sud</u>   |    |
| 2       | 3       | 3       | 1      | -      | -      | 11                 | 1973 Argentine .....   | 49 |
| 4       |         |         |        |        |        |                    | 1974 .....   | 50 |
| 4       | 9       | 2       | 3      | 2      | 1      | 30                 | 1973 Brésil .....  | 51 |
| 2       |         |         |        |        |        |                    | 1974 .....   | 52 |
| 2       | 5       | 2       | 1      | -      | 3      | 19                 | 1973 Colombie .....  | 53 |
| 2       |         |         |        |        |        |                    | 1974 .....   | 54 |
| -       | 1       | -       | 1      | -      | 1      | 5                  | 1973 Guyane .....  | 55 |
| 3       |         |         |        |        |        |                    | 1974 .....   | 56 |
| 1       | 3       | 1       | -      | -      | 1      | 13                 | 1973 Venezuela .....   | 57 |
| 4       |         |         |        |        |        |                    | 1974 .....   | 58 |
| 19      | 9       | 3       | 8      | 3      | 3      | 55                 | 1973 Autres .....  | 59 |
| 25      |         |         |        |        |        |                    | 1974 .....   | 60 |
| 28      | 30      | 11      | 14     | 5      | 9      | 133                | 1973 Total .....   | 61 |
| 40      |         |         |        |        |        |                    | 1974 .....   | 62 |
|         |         |         |        |        |        |                    | <u>Océanie et autres îles</u><br><u>océaniques</u>               |    |
| 118     | 96      | 112     | 87     | 53     | 16     | 691                | 1973 Australie .....   | 63 |
| 133     |         |         |        |        |        |                    | 1974 .....   | 64 |
| 108     | 69      | 22      | 72     | 19     | 10     | 410                | 1973 Nouvelle-Zélande .....                                      | 65 |
| 81      |         |         |        |        |        |                    | 1974 .....   | 66 |
| 4       | -       | 3       | -      | -      | 1      | 8                  | 1973 Autres .....  | 67 |
| 2       |         |         |        |        |        |                    | 1974 .....   | 68 |
| 230     | 165     | 137     | 159    | 72     | 27     | 1,109              | 1973 Total .....   | 69 |
| 216     |         |         |        |        |        |                    | 1974 .....   | 70 |
| 232,657 | 188,788 | 111,594 | 74,911 | 53,333 | 49,553 | 1,162,888          | 1973 Total global .....  | 71 |
| 180,251 |         |         |        |        |        |                    | 1974 .....   | 72 |

(1) D'autres renseignements sont disponibles par pays, sur demande.

TABLE 10C. Resident Travellers Returning to Canada by Type of Transportation

| No.  | Type of transportation             | J      | P      | M      | A      | M      | J      | Six months<br>-<br>Six mois |
|--|------------------------------------|--------|--------|--------|--------|--------|--------|-----------------------------|
| Returning from the United States(1)                      |                                    |        |        |        |        |        |        |                             |
| <u>Land</u>  |                                    |        |        |        |        |        |        |                             |
| 1  | Automobile ..... 1973              | 42,899 | 40,317 | 63,040 | 69,727 | 74,672 | 82,834 | 373,489                     |
| 2  | 1974                               | 34,157 | 32,380 | 46,437 | 55,231 | 62,815 | 75,570 | 306,590                     |
| 3  | Same day ..... 1973                | 27,650 | 24,738 | 36,718 | 39,541 | 43,213 | 50,055 | 221,915                     |
| 4  | 1974                               | 22,123 | 21,388 | 28,351 | 34,000 | 37,824 | 50,517 | 194,203                     |
| 5  | One night ..... 1973               | 2,555  | 2,239  | 3,876  | 4,695  | 5,333  | 6,085  | 24,783                      |
| 6  | 1974                               | 1,895  | 1,609  | 2,357  | 2,580  | 3,341  | 4,023  | 15,805                      |
| 7  | Two or more nights ..... 1973      | 12,694 | 13,340 | 22,446 | 25,491 | 26,126 | 26,694 | 126,791                     |
| 8  | 1974                               | 10,139 | 9,383  | 15,729 | 18,651 | 21,650 | 21,030 | 96,582                      |
| 9  | Bus ..... 1973                     | 2,690  | 2,567  | 3,164  | 2,650  | 2,851  | 3,002  | 16,924                      |
| 10   | 1974                               | 4,034  | 3,184  | 3,467  | 3,394  | 3,209  | 3,970  | 21,258                      |
| 11   | Same day ..... 1973                | 1,503  | 1,360  | 1,323  | 1,443  | 1,738  | 1,820  | 9,187                       |
| 12   | 1974                               | 1,720  | 1,648  | 1,413  | 1,523  | 1,861  | 3,029  | 11,194                      |
| 13   | One or more nights ..... 1973      | 1,187  | 1,207  | 1,861  | 1,207  | 1,113  | 1,182  | 7,737                       |
| 14   | 1974                               | 2,314  | 1,536  | 2,054  | 1,871  | 1,348  | 941    | 10,064                      |
| 15   | Rail ..... 1973                    | -      | -      | -      | -      | -      | -      | -                           |
| 16   | 1974                               | 219    | 203    | 361    | 267    | 398    | 322    | 1,770                       |
| 17   | Other methods ..... 1973           | 184    | 228    | 174    | 136    | 391    | 489    | 1,602                       |
| 18   | 1974                               | 114    | 270    | 127    | 278    | 428    | 512    | 1,729                       |
| 19   | Total land ..... 1973              | 45,773 | 43,112 | 66,378 | 72,513 | 77,914 | 86,325 | 392,015                     |
| 20   | 1974                               | 38,524 | 36,037 | 50,392 | 59,170 | 66,850 | 80,374 | 331,347                     |
| <u>Air</u>   |                                    |        |        |        |        |        |        |                             |
| 21   | Commercial ..... 1973              | 4,121  | 3,641  | 4,824  | 3,482  | 3,185  | 2,713  | 21,966                      |
| 22   | 1974                               | 5,406  | 4,849  | 6,692  | 5,074  | 3,853  | 2,825  | 28,699                      |
| 23   | Private ..... 1973                 | 129    | 134    | 133    | 196    | 133    | 221    | 946                         |
| 24   | 1974                               | 72     | 90     | 118    | 155    | 119    | 214    | 768                         |
| 25   | Total air ..... 1973               | 4,250  | 3,775  | 4,957  | 3,678  | 3,318  | 2,934  | 22,912                      |
| 26   | 1974                               | 5,478  | 4,939  | 6,810  | 5,229  | 3,972  | 3,039  | 29,467                      |
| <u>Marine</u>  |                                    |        |        |        |        |        |        |                             |
| 27   | Commercial ..... 1973              | -      | -      | -      | -      | -      | -      | -                           |
| 28   | 1974                               | -      | -      | -      | -      | -      | -      | -                           |
| 29   | Private ..... 1973                 | -      | -      | -      | -      | -      | -      | -                           |
| 30   | 1974                               | -      | -      | -      | -      | -      | -      | -                           |
| 31   | Total marine ..... 1973            | -      | -      | -      | -      | -      | -      | -                           |
| 32   | 1974                               | -      | -      | -      | -      | -      | -      | -                           |
| 33   | Total ..... 1973                   | 50,023 | 46,887 | 71,335 | 76,191 | 81,232 | 89,259 | 414,927                     |
| 34   | 1974                               | 44,002 | 40,976 | 57,202 | 64,399 | 70,822 | 83,413 | 360,814                     |
| Returning from countries other than the United States(2) |                                    |        |        |        |        |        |        |                             |
| <u>Land (via the U.S.A.)</u>                             |                                    |        |        |        |        |        |        |                             |
| 35   | 1973                               | -      | -      | -      | -      | -      | -      | -                           |
| 36   | 1974                               | -      | -      | -      | -      | -      | -      | -                           |
| <u>Air</u>   |                                    |        |        |        |        |        |        |                             |
| 37   | Returning direct ..... 1973        | 1,498  | 1,070  | 1,319  | 1,458  | 1,099  | 1,634  | 8,078                       |
| 38   | 1974                               | 1,303  | 1,976  | 2,386  | 2,062  | 719    | 1,209  | 9,655                       |
| 39   | Returning via the U.S.A. .... 1973 | 45     | 172    | 140    | 87     | 25     | 61     | 530                         |
| 40   | 1974                               | 343    | 301    | 253    | 218    | 63     | 57     | 1,235                       |
| 41   | Total air ..... 1973               | 1,543  | 1,242  | 1,459  | 1,545  | 1,124  | 1,695  | 8,608                       |
| 42   | 1974                               | 1,646  | 2,277  | 2,639  | 2,280  | 782    | 1,266  | 10,890                      |
| <u>Marine</u>  |                                    |        |        |        |        |        |        |                             |
| 43   | Returning direct ..... 1973        | -      | -      | -      | -      | -      | -      | -                           |
| 44   | 1974                               | -      | -      | -      | -      | -      | -      | -                           |
| 45   | Returning via the U.S.A. .... 1973 | -      | -      | -      | -      | -      | -      | -                           |
| 46   | 1974                               | -      | -      | -      | -      | -      | -      | -                           |
| 47   | Total marine ..... 1973            | -      | -      | -      | -      | -      | -      | -                           |
| 48   | 1974                               | -      | -      | -      | -      | -      | -      | -                           |
| 49   | Total ..... 1973                   | 1,543  | 1,242  | 1,459  | 1,545  | 1,124  | 1,695  | 8,608                       |
| 50   | 1974                               | 1,646  | 2,277  | 2,639  | 2,280  | 782    | 1,266  | 10,890                      |
| 51   | Grand total ..... 1973             | 51,566 | 48,129 | 72,794 | 77,736 | 82,356 | 90,954 | 423,535                     |
| 52   | 1974                               | 45,648 | 43,253 | 59,841 | 66,679 | 71,604 | 84,679 | 371,704                     |

(1) Continental United States and Alaska.

(2) Includes Hawaii, Puerto Rico, Philippines and other U.S. protectorates.



TABLEAU 10C. Voyageurs résidents revenant au Canada, selon le moyen de transport

| J  | A       | S       | O      | N      | D      | Year<br>-<br>Année | Moyen de<br>transport           | N <sup>o</sup> |
|--|---------|---------|--------|--------|--------|--------------------|---------------------------------|----------------|
| <b>Rentrée des États-Unis(1)</b>                     |         |         |        |        |        |                    |                                 |                |
| 155,022  | 169,268 | 96,714  | 75,357 | 49,907 | 40,156 | 959,913            | 1973 Automobile .....           | 1              |
| 125,255  |         |         |        |        |        |                    | 1974 .....                      | 2              |
| 82,137   | 78,899  | 47,129  | 39,121 | 29,176 | 26,956 | 525,333            | 1973 Même jour .....            | 3              |
| 71,484   |         |         |        |        |        |                    | 1974 .....                      | 4              |
| 11,436   | 13,048  | 7,257   | 5,144  | 3,557  | 2,266  | 67,491             | 1973 Une nuit .....             | 5              |
| 7,611  |         |         |        |        |        |                    | 1974 .....                      | 6              |
| 61,449   | 77,321  | 42,328  | 31,092 | 17,174 | 10,934 | 367,089            | 1973 Deux nuits ou plus .....   | 7              |
| 46,160   |         |         |        |        |        |                    | 1974 .....                      | 8              |
| 3,171  | 5,755   | 2,143   | 2,366  | 1,692  | 2,335  | 34,386             | 1973 Autocar .....              | 9              |
| 4,000  |         |         |        |        |        |                    | 1974 .....                      | 10             |
| 1,787  | 4,020   | 1,215   | 1,276  | 848    | 1,531  | 19,864             | 1973 Même jour .....            | 11             |
| 2,464  |         |         |        |        |        |                    | 1974 .....                      | 12             |
| 1,384  | 1,735   | 928     | 1,090  | 864    | 804    | 14,522             | 1973 Une nuit ou plus .....     | 13             |
| 1,536  |         |         |        |        |        |                    | 1974 .....                      | 14             |
| -  | -       | -       | -      | 168    | 374    | 542                | 1973 Chemin de fer .....        | 15             |
| 508  |         |         |        |        |        |                    | 1974 .....                      | 16             |
| 697  | 706     | 240     | 204    | 57     | 99     | 3,605              | 1973 Autres moyens .....        | 17             |
| 657  |         |         |        |        |        |                    | 1974 .....                      | 18             |
| 158,890  | 175,729 | 99,097  | 77,927 | 51,824 | 42,964 | 998,446            | 1973 Total, par terre .....     | 19             |
| 130,420  |         |         |        |        |        |                    | 1974 .....                      | 20             |
| <b>Par air</b>                                       |         |         |        |        |        |                    |                                 |                |
| 2,422  | 3,072   | 2,919   | 3,308  | 3,404  | 3,197  | 40,288             | 1973 Commercial .....           | 21             |
| 2,497  |         |         |        |        |        |                    | 1974 .....                      | 22             |
| 200  | 243     | 124     | 157    | 96     | 57     | 1,823              | 1973 Privé .....                | 23             |
| 223  |         |         |        |        |        |                    | 1974 .....                      | 24             |
| 2,622  | 3,315   | 3,043   | 3,465  | 3,500  | 3,254  | 42,111             | 1973 Total, par air .....       | 25             |
| 2,720  |         |         |        |        |        |                    | 1974 .....                      | 26             |
| <b>Par mer</b>                                       |         |         |        |        |        |                    |                                 |                |
| -  | -       | -       | -      | -      | -      | -                  | 1973 Commercial .....           | 27             |
| -  |         |         |        |        |        |                    | 1974 .....                      | 28             |
| -  | -       | -       | -      | -      | -      | -                  | 1973 Privé .....                | 29             |
| -  |         |         |        |        |        |                    | 1974 .....                      | 30             |
| -  | -       | -       | -      | -      | -      | -                  | 1973 Total, par mer .....       | 31             |
| -  |         |         |        |        |        |                    | 1974 .....                      | 32             |
| 161,512  | 179,044 | 102,140 | 81,392 | 55,324 | 46,218 | 1,040,557          | 1973 Total .....                | 33             |
| 133,140  |         |         |        |        |        |                    | 1974 .....                      | 34             |
| <b>Rentrée des pays autres que les États-Unis(2)</b> |         |         |        |        |        |                    |                                 |                |
| <b>Par terre (via les É.-U.)</b>                     |         |         |        |        |        |                    |                                 |                |
| -  | 1       | -       | -      | -      | -      | 1                  | 1973 .....                      | 35             |
| 2  |         |         |        |        |        |                    | 1974 .....                      | 36             |
| <b>Par air</b>                                       |         |         |        |        |        |                    |                                 |                |
| 2,750  | 3,381   | 2,494   | 2,007  | 902    | 1,197  | 20,809             | 1973 Rentrée directe .....      | 37             |
| 2,805  |         |         |        |        |        |                    | 1974 .....                      | 38             |
| 40   | 144     | 63      | 54     | 64     | 71     | 966                | 1973 Rentrée via les É.-U. .... | 39             |
| 50   |         |         |        |        |        |                    | 1974 .....                      | 40             |
| 2,790  | 3,525   | 2,557   | 2,061  | 966    | 1,268  | 21,775             | 1973 Total, par air .....       | 41             |
| 2,855  |         |         |        |        |        |                    | 1974 .....                      | 42             |
| <b>Par mer</b>                                       |         |         |        |        |        |                    |                                 |                |
| -  | -       | -       | -      | -      | -      | -                  | 1973 Rentrée directe .....      | 43             |
| -  |         |         |        |        |        |                    | 1974 .....                      | 44             |
| -  | -       | -       | -      | -      | -      | -                  | 1973 Rentrée via les É.-U. .... | 45             |
| -  |         |         |        |        |        |                    | 1974 .....                      | 46             |
| -  | -       | -       | -      | -      | -      | -                  | 1973 Total, par mer .....       | 47             |
| -  |         |         |        |        |        |                    | 1974 .....                      | 48             |
| 2,790  | 3,526   | 2,557   | 2,061  | 966    | 1,268  | 21,776             | 1973 Total .....                | 49             |
| 2,857  |         |         |        |        |        |                    | 1974 .....                      | 50             |
| 164,302  | 182,570 | 104,697 | 83,453 | 56,290 | 47,486 | 1,062,333          | 1973 Total global .....         | 51             |
| 135,997  |         |         |        |        |        |                    | 1974 .....                      | 52             |

(1) États-Unis continentaux et Alaska.

(2) Comprend Hawaï, Porto Rico, Philippines et les autres protections des États-Unis.

TABLE 10D. Number of Vehicles Travelling Between Canada and the United States

| No.               | Type of vehicle                |      | J                      | F      | M      | A      | M      | J      | Six months<br>-<br>Six mois |
|-------------------|--------------------------------|------|------------------------|--------|--------|--------|--------|--------|-----------------------------|
|                   |                                |      | United States vehicles |        |        |        |        |        |                             |
| <u>Automobile</u> |                                |      |                        |        |        |        |        |        |                             |
| 1                 | Same day .....                 | 1973 | 12,761                 | 11,882 | 14,593 | 13,505 | 17,489 | 20,983 | 91,213                      |
| 2                 |                                | 1974 | 9,665                  | 9,541  | 10,878 | 10,990 | 12,900 | 19,361 | 73,335                      |
| 3                 | One night .....                | 1973 | 1,406                  | 1,117  | 1,540  | 1,424  | 2,202  | 3,785  | 11,474                      |
| 4                 |                                | 1974 | 1,049                  | 895    | 1,331  | 1,122  | 1,564  | 3,024  | 8,985                       |
| 5                 | Two or more nights .....       | 1973 | 3,370                  | 3,223  | 4,260  | 4,980  | 9,495  | 19,791 | 45,119                      |
| 6                 |                                | 1974 | 3,170                  | 3,232  | 4,326  | 4,571  | 7,772  | 17,020 | 40,091                      |
| 7                 | Total .....                    | 1973 | 17,537                 | 16,222 | 20,393 | 19,909 | 29,186 | 44,559 | 147,806                     |
| 8                 |                                | 1974 | 13,884                 | 13,668 | 16,535 | 16,683 | 22,236 | 39,405 | 122,411                     |
| 9                 | Trucks used commercially ..... | 1973 | 2,502                  | 2,498  | 2,922  | 2,519  | 3,390  | 3,723  | 17,554                      |
| 10                |                                | 1974 | 3,440                  | 3,655  | 3,997  | 3,886  | 4,659  | 5,061  | 24,698                      |
| 11                | Other vehicles .....           | 1973 | 71                     | 5      | 21     | 91     | 172    | 295    | 655                         |
| 12                |                                | 1974 | 72                     | 18     | 59     | 21     | 111    | 324    | 605                         |
| 13                | Total .....                    | 1973 | 20,110                 | 18,725 | 23,336 | 22,519 | 32,748 | 48,577 | 166,015                     |
| 14                |                                | 1974 | 17,396                 | 17,341 | 20,591 | 20,590 | 27,006 | 44,790 | 147,714                     |
|                   |                                |      | Canadian vehicles      |        |        |        |        |        |                             |
| <u>Automobile</u> |                                |      |                        |        |        |        |        |        |                             |
| 15                | Same day .....                 | 1973 | 11,135                 | 10,123 | 13,940 | 15,107 | 16,688 | 18,799 | 85,792                      |
| 16                |                                | 1974 | 8,934                  | 8,953  | 11,495 | 13,512 | 14,994 | 18,672 | 76,560                      |
| 17                | One night .....                | 1973 | 964                    | 842    | 1,359  | 1,654  | 1,913  | 2,263  | 8,995                       |
| 18                |                                | 1974 | 695                    | 631    | 885    | 999    | 1,272  | 1,509  | 5,991                       |
| 19                | Two or more nights .....       | 1973 | 4,317                  | 4,590  | 7,429  | 8,382  | 8,859  | 9,213  | 42,790                      |
| 20                |                                | 1974 | 3,383                  | 3,307  | 5,215  | 6,352  | 7,382  | 7,374  | 33,013                      |
| 21                | Total .....                    | 1973 | 16,416                 | 15,555 | 22,728 | 25,143 | 27,460 | 30,275 | 137,577                     |
| 22                |                                | 1974 | 13,012                 | 12,891 | 17,595 | 20,863 | 23,648 | 27,555 | 115,564                     |
| 23                | Trucks used commercially ..... | 1973 | 2,467                  | 2,418  | 2,686  | 2,937  | 3,778  | 3,379  | 17,665                      |
| 24                |                                | 1974 | 2,513                  | 2,361  | 2,823  | 2,899  | 2,976  | 3,814  | 17,386                      |
| 25                | Other vehicles .....           | 1973 | 102                    | 195    | 50     | 86     | 244    | 386    | 1,063                       |
| 26                |                                | 1974 | 85                     | 248    | 48     | 140    | 274    | 421    | 1,216                       |
| 27                | Total .....                    | 1973 | 18,985                 | 18,168 | 25,464 | 28,166 | 31,482 | 34,040 | 156,305                     |
| 28                |                                | 1974 | 15,610                 | 15,500 | 20,466 | 23,902 | 26,898 | 31,790 | 134,166                     |
|                   |                                |      | Total vehicles         |        |        |        |        |        |                             |
| <u>Automobile</u> |                                |      |                        |        |        |        |        |        |                             |
| 29                | Same day .....                 | 1973 | 23,896                 | 22,005 | 28,533 | 28,612 | 34,177 | 39,782 | 177,005                     |
| 30                |                                | 1974 | 18,599                 | 18,494 | 22,373 | 24,502 | 27,894 | 38,033 | 149,895                     |
| 31                | One night .....                | 1973 | 2,370                  | 1,959  | 2,899  | 3,078  | 4,115  | 6,048  | 20,469                      |
| 32                |                                | 1974 | 1,744                  | 1,526  | 2,216  | 2,121  | 2,836  | 4,533  | 14,976                      |
| 33                | Two or more nights .....       | 1973 | 7,687                  | 7,813  | 11,689 | 13,362 | 18,354 | 29,004 | 87,909                      |
| 34                |                                | 1974 | 6,553                  | 6,539  | 9,541  | 10,923 | 15,154 | 24,394 | 73,104                      |
| 35                | Total .....                    | 1973 | 33,953                 | 31,777 | 43,121 | 45,052 | 56,646 | 74,834 | 285,383                     |
| 36                |                                | 1974 | 26,896                 | 26,559 | 34,130 | 37,546 | 45,884 | 66,960 | 237,975                     |
| 37                | Trucks used commercially ..... | 1973 | 4,969                  | 4,916  | 5,608  | 5,456  | 7,168  | 7,102  | 35,219                      |
| 38                |                                | 1974 | 5,953                  | 6,016  | 6,820  | 6,785  | 7,635  | 8,875  | 42,084                      |
| 39                | Other vehicles .....           | 1973 | 173                    | 200    | 71     | 177    | 416    | 681    | 1,718                       |
| 40                |                                | 1974 | 157                    | 266    | 107    | 161    | 385    | 745    | 1,821                       |
| 41                | Total .....                    | 1973 | 39,095                 | 36,893 | 48,800 | 50,685 | 64,230 | 82,617 | 322,320                     |
| 42                |                                | 1974 | 33,006                 | 32,841 | 41,057 | 44,492 | 53,904 | 76,580 | 281,880                     |

TABLEAU 10D. Nombre de véhicules voyageant entre le Canada et les États-Unis

| J                        | A       | S      | O      | N      | D      | Year<br>-<br>Année | Genre de véhicule              | N <sup>o</sup> |
|--------------------------|---------|--------|--------|--------|--------|--------------------|--------------------------------|----------------|
| Véhicules des États-Unis |         |        |        |        |        |                    |                                |                |
|                          |         |        |        |        |        |                    | <u>Automobile</u>              |                |
| 28,930<br>23,573         | 25,719  | 18,171 | 14,686 | 12,073 | 11,020 | 201,812            | 1973 Même jour .....           | 1              |
|                          |         |        |        |        |        |                    | 1974                           | 2              |
| 5,766<br>4,355           | 5,491   | 3,063  | 1,958  | 1,417  | 1,305  | 30,474             | 1973 Une nuit .....            | 3              |
|                          |         |        |        |        |        |                    | 1974                           | 4              |
| 30,107<br>22,643         | 24,024  | 14,537 | 8,707  | 5,506  | 4,659  | 132,659            | 1973 Deux nuits ou plus .....  | 5              |
|                          |         |        |        |        |        |                    | 1974                           | 6              |
| 64,803<br>50,571         | 55,234  | 35,771 | 25,351 | 18,996 | 16,984 | 364,945            | 1973 Total .....               | 7              |
|                          |         |        |        |        |        |                    | 1974                           | 8              |
| 3,146<br>4,304           | 3,657   | 3,331  | 4,221  | 3,788  | 3,245  | 38,942             | 1973 Camions commerciaux ..... | 9              |
|                          |         |        |        |        |        |                    | 1974                           | 10             |
| 552<br>565               | 418     | 129    | 30     | 2      | 3      | 1,789              | 1973 Autres véhicules .....    | 11             |
|                          |         |        |        |        |        |                    | 1974                           | 12             |
| 68,501<br>55,440         | 59,309  | 39,231 | 29,602 | 22,786 | 20,232 | 405,676            | 1973 Total .....               | 13             |
|                          |         |        |        |        |        |                    | 1974                           | 14             |
| Véhicules du Canada      |         |        |        |        |        |                    |                                |                |
|                          |         |        |        |        |        |                    | <u>Automobile</u>              |                |
| 26,880<br>23,862         | 26,371  | 17,696 | 15,323 | 11,939 | 10,789 | 194,790            | 1973 Même jour .....           | 15             |
|                          |         |        |        |        |        |                    | 1974                           | 16             |
| 3,763<br>2,557           | 4,210   | 2,444  | 1,819  | 1,309  | 888    | 23,428             | 1973 Une nuit .....            | 17             |
|                          |         |        |        |        |        |                    | 1974                           | 18             |
| 18,312<br>14,048         | 22,387  | 13,277 | 9,931  | 5,774  | 3,731  | 116,202            | 1973 Deux nuits ou plus .....  | 19             |
|                          |         |        |        |        |        |                    | 1974                           | 20             |
| 48,955<br>40,467         | 52,968  | 33,417 | 27,073 | 19,022 | 15,408 | 334,420            | 1973 Total .....               | 21             |
|                          |         |        |        |        |        |                    | 1974                           | 22             |
| 2,950<br>3,131           | 3,676   | 3,144  | 4,369  | 3,052  | 2,502  | 37,358             | 1973 Camions commerciaux ..... | 23             |
|                          |         |        |        |        |        |                    | 1974                           | 24             |
| 490<br>541               | 484     | 162    | 100    | 22     | 71     | 2,392              | 1973 Autres véhicules .....    | 25             |
|                          |         |        |        |        |        |                    | 1974                           | 26             |
| 52,395<br>44,139         | 57,128  | 36,723 | 31,542 | 22,096 | 17,981 | 374,170            | 1973 Total .....               | 27             |
|                          |         |        |        |        |        |                    | 1974                           | 28             |
| Total, véhicules         |         |        |        |        |        |                    |                                |                |
|                          |         |        |        |        |        |                    | <u>Automobile</u>              |                |
| 55,810<br>47,435         | 52,090  | 35,867 | 30,009 | 24,012 | 21,809 | 396,602            | 1973 Même jour .....           | 29             |
|                          |         |        |        |        |        |                    | 1974                           | 30             |
| 9,529<br>6,912           | 9,701   | 5,507  | 3,777  | 2,726  | 2,193  | 53,902             | 1973 Une nuit .....            | 31             |
|                          |         |        |        |        |        |                    | 1974                           | 32             |
| 48,419<br>36,691         | 46,411  | 27,814 | 18,638 | 11,280 | 8,390  | 248,861            | 1973 Deux nuits ou plus .....  | 33             |
|                          |         |        |        |        |        |                    | 1974                           | 34             |
| 113,758<br>91,038        | 108,202 | 69,188 | 52,424 | 38,018 | 32,392 | 699,365            | 1973 Total .....               | 35             |
|                          |         |        |        |        |        |                    | 1974                           | 36             |
| 6,096<br>7,435           | 7,333   | 6,475  | 8,590  | 6,840  | 5,747  | 76,300             | 1973 Camions commerciaux ..... | 37             |
|                          |         |        |        |        |        |                    | 1974                           | 38             |
| 1,042<br>1,106           | 902     | 291    | 130    | 24     | 74     | 4,181              | 1973 Autres véhicules .....    | 39             |
|                          |         |        |        |        |        |                    | 1974                           | 40             |
| 120,896<br>99,579        | 116,437 | 75,954 | 61,144 | 44,882 | 38,213 | 779,846            | 1973 Total .....               | 41             |
|                          |         |        |        |        |        |                    | 1974                           | 42             |

TABLE 11A. Non-resident Travellers Entering Canada by Type of Transportation

| No.   | Type of transportation       | J    | F      | M      | A      | M      | J      | Six months<br>-<br>Six mois |         |
|---|------------------------------|------|--------|--------|--------|--------|--------|-----------------------------|---------|
| Residents of the United States                      |                              |      |        |        |        |        |        |                             |         |
| <u>Land</u>   |                              |      |        |        |        |        |        |                             |         |
| 1   | Automobile .....             | 1973 | 9,207  | 9,581  | 12,672 | 13,360 | 19,800 | 32,475                      | 97,095  |
| 2   |                              | 1974 | 8,400  | 8,086  | 11,036 | 12,369 | 17,760 | 29,889                      | 87,540  |
| 3   | Same day .....               | 1973 | 6,855  | 7,193  | 8,760  | 8,993  | 11,661 | 12,460                      | 55,922  |
| 4   |                              | 1974 | 6,539  | 5,967  | 8,305  | 8,672  | 10,967 | 12,743                      | 53,193  |
| 5   | One night .....              | 1973 | 648    | 779    | 1,110  | 921    | 1,044  | 1,617                       | 6,119   |
| 6   |                              | 1974 | 483    | 588    | 671    | 770    | 973    | 1,702                       | 5,187   |
| 7   | Two or more nights .....     | 1973 | 1,704  | 1,609  | 2,802  | 3,446  | 7,095  | 16,398                      | 35,054  |
| 8   |                              | 1974 | 1,378  | 1,531  | 2,060  | 2,927  | 5,820  | 15,444                      | 29,160  |
| 9   | Bus .....                    | 1973 | 22     | 122    | 148    | 454    | 1,097  | 194                         | 2,037   |
| 10  |                              | 1974 | 116    | 153    | 380    | 100    | 852    | 447                         | 2,048   |
| 11  | Same day .....               | 1973 | -      | 55     | -      | 116    | 938    | 46                          | 1,155   |
| 12  |                              | 1974 | -      | 76     | 95     | 9      | 489    | 45                          | 714     |
| 13  | One or more nights .....     | 1973 | 22     | 67     | 148    | 338    | 159    | 148                         | 882     |
| 14  |                              | 1974 | 116    | 77     | 285    | 91     | 363    | 402                         | 1,334   |
| 15  | Rail .....                   | 1973 | -      | -      | -      | -      | -      | -                           | -       |
| 16  |                              | 1974 | -      | -      | -      | -      | -      | -                           | -       |
| 17  | Other Methods .....          | 1973 | 699    | 618    | 824    | 865    | 1,245  | 1,089                       | 5,340   |
| 18  |                              | 1974 | 266    | 247    | 306    | 355    | 428    | 603                         | 2,205   |
| 19  | Total land .....             | 1973 | 9,928  | 10,321 | 13,644 | 14,679 | 22,142 | 33,758                      | 104,472 |
| 20  |                              | 1974 | 8,782  | 8,486  | 11,722 | 12,824 | 19,040 | 30,939                      | 91,793  |
| <u>Air</u>  |                              |      |        |        |        |        |        |                             |         |
| 21  | Commercial .....             | 1973 | -      | -      | -      | -      | 24     | 34                          | 58      |
| 22  |                              | 1974 | -      | -      | 15     | -      | 19     | -                           | 34      |
| 23  | Private .....                | 1973 | 71     | 41     | 141    | 124    | 527    | 1,278                       | 2,182   |
| 24  |                              | 1974 | 59     | 73     | 103    | 159    | 392    | 1,235                       | 2,021   |
| 25  | Total air .....              | 1973 | 71     | 41     | 141    | 124    | 551    | 1,312                       | 2,240   |
| 26  |                              | 1974 | 59     | 73     | 118    | 159    | 411    | 1,235                       | 2,055   |
| <u>Marine</u>                                       |                              |      |        |        |        |        |        |                             |         |
| 27  | Commercial .....             | 1973 | -      | -      | -      | -      | -      | -                           | -       |
| 28  |                              | 1974 | -      | -      | -      | -      | -      | -                           | -       |
| 29  | Private .....                | 1973 | -      | -      | -      | -      | -      | -                           | -       |
| 30  |                              | 1974 | -      | -      | -      | -      | -      | -                           | -       |
| 31  | Total marine .....           | 1973 | -      | -      | -      | -      | -      | -                           | -       |
| 32  |                              | 1974 | -      | -      | -      | -      | -      | -                           | -       |
| 33  | Total .....                  | 1973 | 9,999  | 10,362 | 13,785 | 14,803 | 22,693 | 35,070                      | 106,712 |
| 34  |                              | 1974 | 8,841  | 8,559  | 11,840 | 12,983 | 19,451 | 32,174                      | 93,848  |
| Residents of countries other than the United States |                              |      |        |        |        |        |        |                             |         |
| <u>Land (via the U.S.A.)</u>                        |                              |      |        |        |        |        |        |                             |         |
| 35  | Same day .....               | 1973 | 1      | -      | 3      | 3      | 3      | 21                          | 31      |
| 36  |                              | 1974 | 1      | -      | 1      | -      | 5      | 15                          | 22      |
| 37  | One or more nights .....     | 1973 | 7      | 4      | 10     | 21     | 44     | 79                          | 165     |
| 38  |                              | 1974 | 4      | 1      | 1      | 7      | 19     | 65                          | 97      |
| 39  | Total land .....             | 1973 | 8      | 4      | 13     | 24     | 47     | 100                         | 196     |
| 40  |                              | 1974 | 5      | 1      | 2      | 7      | 24     | 80                          | 119     |
| <u>Air</u>  |                              |      |        |        |        |        |        |                             |         |
| 41  | Entering direct .....        | 1973 | -      | -      | -      | -      | -      | -                           | -       |
| 42  |                              | 1974 | -      | -      | -      | -      | -      | -                           | -       |
| 43  | Entering via the U.S.A. .... | 1973 | -      | -      | -      | 2      | -      | -                           | 2       |
| 44  |                              | 1974 | -      | -      | -      | -      | -      | -                           | -       |
| 45  | Total air .....              | 1973 | -      | -      | -      | 2      | -      | -                           | 2       |
| 46  |                              | 1974 | -      | -      | -      | -      | -      | -                           | -       |
| <u>Marine</u>                                       |                              |      |        |        |        |        |        |                             |         |
| 47  | Entering direct .....        | 1973 | -      | -      | -      | -      | -      | -                           | -       |
| 48  |                              | 1974 | -      | -      | -      | -      | -      | -                           | -       |
| 49  | Entering via the U.S.A. .... | 1973 | -      | -      | -      | -      | -      | -                           | -       |
| 50  |                              | 1974 | -      | -      | -      | -      | -      | -                           | -       |
| 51  | Total marine .....           | 1973 | -      | -      | -      | -      | -      | -                           | -       |
| 52  |                              | 1974 | -      | -      | -      | -      | -      | -                           | -       |
| 53  | Total .....                  | 1973 | 8      | 4      | 13     | 26     | 47     | 100                         | 198     |
| 54  |                              | 1974 | 5      | 1      | 2      | 7      | 24     | 80                          | 119     |
| 55  | Grand total .....            | 1973 | 10,007 | 10,366 | 13,798 | 14,829 | 22,740 | 35,170                      | 106,910 |
| 56  |                              | 1974 | 8,846  | 8,560  | 11,842 | 12,990 | 19,475 | 32,254                      | 93,967  |

TABLEAU 11A. Voyageurs non résidents entrant au Canada, selon le moyen de transport

| J   | A      | S      | O      | N      | D     | Year<br>-<br>Année | Moyen de<br>transport            | N <sup>o</sup> |
|---|--------|--------|--------|--------|-------|--------------------|----------------------------------|----------------|
| <b>Résidents des États-Unis</b>                     |        |        |        |        |       |                    |                                  |                |
|   |        |        |        |        |       |                    | <u>Par terre</u>                 |                |
| 42,073  | 35,801 | 21,972 | 18,236 | 10,737 | 8,722 | 234,636            | 1973 Automobile .....            | 1              |
| 35,813  |        |        |        |        |       |                    | 1974                             | 2              |
| 15,621  | 14,090 | 11,347 | 9,728  | 6,846  | 6,092 | 119,646            | 1973 Même jour .....             | 3              |
| 14,216  |        |        |        |        |       |                    | 1974                             | 4              |
| 2,527   | 2,059  | 1,313  | 919    | 813    | 599   | 14,349             | 1973 Une nuit .....              | 5              |
| 2,040   |        |        |        |        |       |                    | 1974                             | 6              |
| 23,925  | 19,652 | 9,312  | 7,589  | 3,078  | 2,031 | 100,641            | 1973 Deux nuits ou plus .....    | 7              |
| 19,557  |        |        |        |        |       |                    | 1974                             | 8              |
| 1,072   | 616    | 104    | 223    | 21     | 147   | 4,220              | 1973 Autocar .....               | 9              |
| 961   |        |        |        |        |       |                    | 1974                             | 10             |
| 155   | 134    | 17     | 167    | -      | 147   | 1,775              | 1973 Même jour .....             | 11             |
| 146   |        |        |        |        |       |                    | 1974                             | 12             |
| 917   | 482    | 87     | 56     | 21     | -     | 2,445              | 1973 Une nuit ou plus .....      | 13             |
| 815   |        |        |        |        |       |                    | 1974                             | 14             |
| -   | -      | -      | -      | -      | -     | -                  | 1973 Chemin de fer .....         | 15             |
| -   |        |        |        |        |       |                    | 1974                             | 16             |
| 1,150   | 1,314  | 1,180  | 985    | 584    | 334   | 10,887             | 1973 Autres moyens .....         | 17             |
| 875   |        |        |        |        |       |                    | 1974                             | 18             |
| 44,295  | 37,731 | 23,256 | 19,444 | 11,342 | 9,203 | 249,743            | 1973 Total, par terre .....      | 19             |
| 37,649  |        |        |        |        |       |                    | 1974                             | 20             |
|   |        |        |        |        |       |                    | <u>Par air</u>                   |                |
| 209   | 16     | -      | -      | 1      | -     | 284                | 1973 Commercial .....            | 21             |
| 218   |        |        |        |        |       |                    | 1974                             | 22             |
| 855   | 575    | 289    | 426    | 134    | 42    | 4,503              | 1973 Privé .....                 | 23             |
| 662   |        |        |        |        |       |                    | 1974                             | 24             |
| 1,064   | 591    | 289    | 426    | 135    | 42    | 4,787              | 1973 Total, par air .....        | 25             |
| 880   |        |        |        |        |       |                    | 1974                             | 26             |
|   |        |        |        |        |       |                    | <u>Par mer</u>                   |                |
| -   | -      | -      | -      | -      | -     | -                  | 1973 Commercial .....            | 27             |
| -   |        |        |        |        |       |                    | 1974                             | 28             |
| -   | -      | -      | -      | -      | -     | -                  | 1973 Privé .....                 | 29             |
| -   |        |        |        |        |       |                    | 1974                             | 30             |
| -   | -      | -      | -      | -      | -     | -                  | 1973 Total, par mer .....        | 31             |
| -   |        |        |        |        |       |                    | 1974                             | 32             |
| 45,359  | 38,322 | 23,545 | 19,870 | 11,477 | 9,245 | 254,530            | 1973 Total .....                 | 33             |
| 38,529  |        |        |        |        |       |                    | 1974                             | 34             |
| <b>Résidents des pays autres que les États-Unis</b> |        |        |        |        |       |                    |                                  |                |
|   |        |        |        |        |       |                    | <u>Par terre (via les É.-U.)</u> |                |
| 28  | 26     | 14     | 1      | 2      | 1     | 103                | 1973 Même jour .....             | 35             |
| 14  |        |        |        |        |       |                    | 1974                             | 36             |
| 175   | 108    | 78     | 13     | 8      | 6     | 553                | 1973 Une nuit ou plus .....      | 37             |
| 135   |        |        |        |        |       |                    | 1974                             | 38             |
| 203   | 134    | 92     | 14     | 10     | 7     | 656                | 1973 Total, par terre .....      | 39             |
| 149   |        |        |        |        |       |                    | 1974                             | 40             |
|   |        |        |        |        |       |                    | <u>Par air</u>                   |                |
| -   | -      | -      | -      | -      | -     | -                  | 1973 Entrée directe .....        | 41             |
| -   |        |        |        |        |       |                    | 1974                             | 42             |
| -   | -      | -      | -      | -      | -     | 2                  | 1973 Entrée via les É.U. ....    | 43             |
| -   |        |        |        |        |       |                    | 1974                             | 44             |
| -   | -      | -      | -      | -      | -     | 2                  | 1973 Total, par air .....        | 45             |
| -   |        |        |        |        |       |                    | 1974                             | 46             |
|   |        |        |        |        |       |                    | <u>Par mer</u>                   |                |
| -   | -      | -      | -      | -      | -     | -                  | 1973 Entrée directe .....        | 47             |
| -   |        |        |        |        |       |                    | 1974                             | 48             |
| -   | -      | -      | -      | -      | -     | -                  | 1973 Entrée via les É.-U. ....   | 49             |
| -   |        |        |        |        |       |                    | 1974                             | 50             |
| -   | -      | -      | -      | -      | -     | -                  | 1973 Total, par mer .....        | 51             |
| -   |        |        |        |        |       |                    | 1974                             | 52             |
| 203   | 134    | 92     | 14     | 10     | 7     | 658                | 1973 Total .....                 | 53             |
| 149   |        |        |        |        |       |                    | 1974                             | 54             |
| 45,562  | 38,456 | 23,637 | 19,884 | 11,487 | 9,252 | 255,188            | 1973 Total global .....          | 55             |
| 38,678  |        |        |        |        |       |                    | 1974                             | 56             |

TABLE 11B. Non-Resident Travellers Entering Canada by Country of Residence(1) - Continued

| No.                     | Country of residence                  | J | F | M  | A  | M  | J  | Six months<br>-<br>Six mois |
|-------------------------|---------------------------------------|---|---|----|----|----|----|-----------------------------|
| <u>Europe</u>           |                                       |   |   |    |    |    |    |                             |
| 1                       | Austria ..... 1973                    | - | - | -  | -  | -  | 2  | 2                           |
| 2                       | ..... 1974                            | - | - | -  | -  | -  | -  | -                           |
| 3                       | Azores ..... 1973                     | - | - | -  | -  | -  | -  | -                           |
| 4                       | ..... 1974                            | - | - | -  | -  | -  | -  | -                           |
| 5                       | Belgium ..... 1973                    | - | - | -  | -  | -  | -  | -                           |
| 6                       | ..... 1974                            | - | - | -  | -  | -  | -  | -                           |
| 7                       | Bulgaria ..... 1973                   | - | - | -  | -  | -  | -  | -                           |
| 8                       | ..... 1974                            | - | - | -  | -  | -  | -  | -                           |
| 9                       | Czechoslovakia ..... 1973             | - | - | -  | -  | -  | -  | -                           |
| 10                      | ..... 1974                            | - | - | -  | -  | -  | -  | -                           |
| 11                      | Denmark ..... 1973                    | - | - | 1  | -  | -  | 2  | 3                           |
| 12                      | ..... 1974                            | - | - | -  | 2  | -  | 1  | 3                           |
| 13                      | Finland ..... 1973                    | - | - | -  | -  | -  | -  | -                           |
| 14                      | ..... 1974                            | 1 | - | -  | -  | -  | -  | 1                           |
| 15                      | France ..... 1973                     | - | - | -  | -  | -  | 8  | 8                           |
| 16                      | ..... 1974                            | - | - | -  | -  | -  | 2  | 2                           |
| 17                      | Germany (Federal Republic) ..... 1973 | 1 | - | -  | 2  | 3  | 5  | 11                          |
| 18                      | ..... 1974                            | - | - | 1  | -  | 2  | 5  | 8                           |
| 19                      | Greece ..... 1973                     | - | - | -  | -  | -  | -  | -                           |
| 20                      | ..... 1974                            | - | - | -  | -  | -  | -  | -                           |
| 21                      | Hungary ..... 1973                    | - | - | -  | -  | -  | -  | -                           |
| 22                      | ..... 1974                            | - | - | -  | -  | -  | -  | -                           |
| 23                      | Ireland (Republic) ..... 1973         | - | - | -  | 1  | -  | -  | 1                           |
| 24                      | ..... 1974                            | - | - | -  | -  | -  | -  | -                           |
| 25                      | Italy ..... 1973                      | - | - | -  | -  | -  | 4  | 4                           |
| 26                      | ..... 1974                            | - | - | -  | -  | -  | -  | -                           |
| 27                      | Malta ..... 1973                      | - | - | -  | -  | -  | -  | -                           |
| 28                      | ..... 1974                            | - | - | -  | -  | -  | -  | -                           |
| 29                      | Netherlands, The ..... 1973           | 2 | - | 4  | 11 | 3  | 1  | 21                          |
| 30                      | ..... 1974                            | - | 1 | -  | -  | -  | 6  | 7                           |
| 31                      | Norway ..... 1973                     | 1 | - | 2  | 1  | 3  | 9  | 16                          |
| 32                      | ..... 1974                            | 1 | - | -  | -  | -  | 14 | 15                          |
| 33                      | Poland ..... 1973                     | - | - | -  | -  | -  | -  | -                           |
| 34                      | ..... 1974                            | - | - | -  | -  | -  | -  | -                           |
| 35                      | Portugal ..... 1973                   | - | - | -  | -  | -  | -  | -                           |
| 36                      | ..... 1974                            | - | - | -  | -  | -  | -  | -                           |
| 37                      | Rumania ..... 1973                    | - | - | -  | -  | -  | -  | -                           |
| 38                      | ..... 1974                            | - | - | -  | -  | -  | -  | -                           |
| 39                      | Spain ..... 1973                      | - | - | -  | -  | -  | -  | -                           |
| 40                      | ..... 1974                            | - | - | -  | -  | -  | -  | -                           |
| 41                      | Sweden ..... 1973                     | - | - | -  | 1  | 4  | 10 | 15                          |
| 42                      | ..... 1974                            | - | - | 1  | -  | -  | 1  | 2                           |
| 43                      | Switzerland ..... 1973                | - | - | 2  | -  | 1  | 9  | 12                          |
| 44                      | ..... 1974                            | - | - | -  | -  | -  | 4  | 4                           |
| 45                      | Turkey ..... 1973                     | - | - | -  | -  | -  | -  | -                           |
| 46                      | ..... 1974                            | - | - | -  | -  | -  | -  | -                           |
| 47                      | United Kingdom ..... 1973             | 2 | - | 2  | 3  | 8  | 29 | 44                          |
| 48                      | ..... 1974                            | 3 | - | -  | 2  | 18 | 22 | 45                          |
| 49                      | U.S.S.R. .... 1973                    | - | - | -  | -  | -  | -  | -                           |
| 50                      | ..... 1974                            | - | - | -  | -  | -  | -  | -                           |
| 51                      | Yugoslavia ..... 1973                 | - | - | -  | -  | -  | -  | -                           |
| 52                      | ..... 1974                            | - | - | -  | -  | -  | -  | -                           |
| 53                      | Other ..... 1973                      | - | - | -  | -  | -  | -  | -                           |
| 54                      | ..... 1974                            | - | - | -  | -  | -  | -  | -                           |
| 55                      | Total ..... 1973                      | 6 | - | 11 | 19 | 22 | 79 | 137                         |
| 56                      | ..... 1974                            | 5 | 1 | 2  | 4  | 20 | 55 | 87                          |
| <u>Africa</u>           |                                       |   |   |    |    |    |    |                             |
| 57                      | Algeria ..... 1973                    | - | - | -  | -  | -  | -  | -                           |
| 58                      | ..... 1974                            | - | - | -  | -  | -  | -  | -                           |
| 59                      | Egypt ..... 1973                      | - | - | -  | -  | -  | -  | -                           |
| 60                      | ..... 1974                            | - | - | -  | -  | -  | -  | -                           |
| 61                      | Rhodesia ..... 1973                   | - | - | -  | -  | -  | -  | -                           |
| 62                      | ..... 1974                            | - | - | -  | -  | -  | -  | -                           |
| 63                      | South Africa ..... 1973               | 1 | - | -  | 2  | -  | -  | 3                           |
| 64                      | ..... 1974                            | - | - | -  | -  | -  | -  | -                           |
| 65                      | Other ..... 1973                      | - | - | -  | -  | -  | -  | -                           |
| 66                      | ..... 1974                            | - | - | -  | -  | -  | 1  | 1                           |
| 67                      | Total ..... 1973                      | 1 | - | -  | 2  | -  | -  | 3                           |
| 68                      | ..... 1974                            | - | - | -  | -  | -  | 1  | 1                           |
| <u>Asia (Continued)</u> |                                       |   |   |    |    |    |    |                             |
| 69                      | Bangladesh ..... 1973                 | - | - | -  | -  | -  | -  | -                           |
| 70                      | ..... 1974                            | - | - | -  | -  | -  | -  | -                           |
| 71                      | China ..... 1973                      | - | - | -  | -  | -  | -  | -                           |
| 72                      | ..... 1974                            | - | - | -  | -  | -  | -  | -                           |
| 73                      | Hong Kong ..... 1973                  | - | - | -  | -  | -  | -  | -                           |
| 74                      | ..... 1974                            | - | - | -  | -  | -  | -  | -                           |
| 75                      | India ..... 1973                      | - | - | -  | -  | 1  | -  | 1                           |
| 76                      | ..... 1974                            | - | - | -  | -  | -  | -  | -                           |

See footnote(s) at the end of the table.

TABLEAU 11B. Voyageurs non résidents entrant au Canada, selon le pays de résidence(1) - suite

| J                   | A   | S  | O  | N | D | Year<br>-<br>Année | Pays de<br>résidence                       | N <sup>o</sup> |
|---------------------|-----|----|----|---|---|--------------------|--|----------------|
| <u>Europe</u>       |     |    |    |   |   |                    |  |                |
| 4                   | -   | 2  | -  | - | - | 8                  | 1973 Autriche .....                        | 1              |
| 2                   | -   | -  | -  | - | - | -                  | 1974 Açores .....                          | 2              |
| -                   | -   | -  | -  | - | - | -                  | 1973 Belgique .....                        | 3              |
| 10                  | 2   | 4  | -  | - | - | 16                 | 1974 Belgique .....                        | 4              |
| -                   | -   | -  | -  | - | - | -                  | 1973 Bulgarie .....                        | 5              |
| -                   | -   | -  | -  | - | - | -                  | 1974 Bulgarie .....                        | 6              |
| -                   | 1   | -  | -  | - | - | 1                  | 1973 Tchécoslovaquie .....                 | 7              |
| -                   | -   | -  | -  | - | - | -                  | 1974 Tchécoslovaquie .....                 | 8              |
| 16                  | 3   | -  | 2  | - | - | 24                 | 1973 Danemark .....                        | 9              |
| 3                   | -   | -  | -  | - | - | -                  | 1974 Danemark .....                        | 10             |
| 1                   | -   | -  | -  | - | - | 1                  | 1973 Finlande .....                        | 11             |
| 1                   | -   | -  | -  | - | - | -                  | 1974 Finlande .....                        | 12             |
| 13                  | 6   | -  | -  | - | - | 27                 | 1973 France .....                          | 13             |
| -                   | -   | -  | -  | - | - | -                  | 1974 France .....                          | 14             |
| 21                  | 33  | 4  | -  | - | 1 | 70                 | 1973 Allemagne (République fédérale) ..... | 15             |
| 29                  | -   | -  | -  | - | - | -                  | 1974 Allemagne (République fédérale) ..... | 16             |
| 1                   | -   | -  | -  | - | - | 1                  | 1973 Grèce .....                           | 17             |
| -                   | -   | -  | -  | - | - | -                  | 1974 Grèce .....                           | 18             |
| -                   | -   | -  | -  | - | - | -                  | 1973 Hongrie .....                         | 19             |
| -                   | -   | -  | -  | - | - | -                  | 1974 Hongrie .....                         | 20             |
| 6                   | -   | 5  | -  | - | - | 6                  | 1973 Irlande (République) .....            | 21             |
| -                   | -   | -  | -  | - | - | -                  | 1974 Irlande (République) .....            | 22             |
| -                   | -   | -  | -  | - | - | 4                  | 1973 Italie .....                          | 23             |
| -                   | -   | -  | -  | - | - | -                  | 1974 Italie .....                          | 24             |
| 16                  | 7   | 14 | 2  | - | 1 | 61                 | 1973 Malte .....                           | 25             |
| 22                  | -   | -  | -  | - | - | -                  | 1974 Malte .....                           | 26             |
| 35                  | 20  | 1  | -  | - | - | 72                 | 1973 Pays-Bas .....                        | 27             |
| 7                   | -   | -  | -  | - | - | -                  | 1974 Pays-Bas .....                        | 28             |
| 1                   | -   | -  | -  | - | - | -                  | 1973 Norvège .....                         | 29             |
| -                   | -   | -  | -  | - | - | -                  | 1974 Norvège .....                         | 30             |
| -                   | -   | -  | -  | - | - | -                  | 1973 Pologne .....                         | 31             |
| -                   | -   | -  | -  | - | - | -                  | 1974 Pologne .....                         | 32             |
| -                   | -   | -  | -  | - | - | -                  | 1973 Portugal .....                        | 33             |
| -                   | -   | -  | -  | - | - | -                  | 1974 Portugal .....                        | 34             |
| -                   | -   | -  | -  | - | - | -                  | 1973 Roumanie .....                        | 35             |
| -                   | -   | -  | -  | - | - | -                  | 1974 Roumanie .....                        | 36             |
| -                   | -   | -  | -  | - | - | -                  | 1973 Espagne .....                         | 37             |
| -                   | -   | -  | -  | - | - | -                  | 1974 Espagne .....                         | 38             |
| 1                   | -   | -  | -  | - | - | 16                 | 1973 Suède .....                           | 39             |
| 1                   | -   | -  | -  | - | - | -                  | 1974 Suède .....                           | 40             |
| 6                   | 4   | 2  | -  | - | - | 24                 | 1973 Suisse .....                          | 41             |
| 6                   | -   | -  | -  | - | - | -                  | 1974 Suisse .....                          | 42             |
| -                   | -   | -  | -  | - | - | -                  | 1973 Turquie .....                         | 43             |
| -                   | -   | -  | -  | - | - | -                  | 1974 Turquie .....                         | 44             |
| 38                  | 27  | 28 | 5  | 5 | 1 | 148                | 1973 Royaume-Uni .....                     | 45             |
| 52                  | -   | -  | -  | - | - | -                  | 1974 Royaume-Uni .....                     | 46             |
| -                   | -   | -  | -  | - | - | -                  | 1973 U.R.S.S. ....                         | 47             |
| -                   | -   | -  | -  | - | - | -                  | 1974 U.R.S.S. ....                         | 48             |
| 2                   | -   | -  | -  | - | - | 2                  | 1973 Yougoslavie .....                     | 49             |
| 1                   | -   | -  | -  | - | - | -                  | 1974 Yougoslavie .....                     | 50             |
| -                   | -   | 1  | 1  | - | - | 2                  | 1973 Autres .....                          | 51             |
| -                   | -   | -  | -  | - | - | -                  | 1974 Autres .....                          | 52             |
| 164                 | 103 | 61 | 10 | 5 | 3 | 483                | 1973 Total .....                           | 53             |
| 131                 | -   | -  | -  | - | - | -                  | 1974 Total .....                           | 54             |
| <u>Afrique</u>      |     |    |    |   |   |                    |  |                |
| -                   | -   | -  | -  | - | - | -                  | 1973 Algérie .....                         | 57             |
| -                   | -   | -  | -  | - | - | -                  | 1974 Algérie .....                         | 58             |
| -                   | -   | -  | -  | - | - | -                  | 1973 Égypte .....                          | 59             |
| -                   | 3   | -  | -  | - | - | 3                  | 1974 Égypte .....                          | 60             |
| -                   | -   | -  | -  | - | - | -                  | 1973 Rhodésie .....                        | 61             |
| -                   | -   | 5  | -  | - | - | 8                  | 1974 Rhodésie .....                        | 62             |
| 3                   | -   | -  | -  | - | - | -                  | 1973 Afrique du Sud .....                  | 63             |
| 2                   | -   | -  | -  | - | - | 2                  | 1974 Afrique du Sud .....                  | 64             |
| -                   | -   | -  | -  | - | - | -                  | 1973 Autres .....                          | 65             |
| -                   | -   | -  | -  | - | - | -                  | 1974 Autres .....                          | 66             |
| 2                   | 3   | 5  | -  | - | - | 13                 | 1973 Total .....                           | 67             |
| 3                   | -   | -  | -  | - | - | -                  | 1974 Total .....                           | 68             |
| <u>Asie (suite)</u> |     |    |    |   |   |                    |  |                |
| -                   | -   | -  | -  | - | - | -                  | 1973 Bangladesh .....                      | 69             |
| -                   | -   | -  | -  | - | - | -                  | 1974 Bangladesh .....                      | 70             |
| -                   | -   | -  | -  | - | - | -                  | 1973 Chine .....                           | 71             |
| -                   | -   | -  | -  | - | - | -                  | 1974 Chine .....                           | 72             |
| -                   | -   | 1  | -  | - | 3 | 4                  | 1973 Hong-Kong .....                       | 73             |
| -                   | -   | -  | -  | - | - | -                  | 1974 Hong-Kong .....                       | 74             |
| 2                   | -   | -  | -  | 2 | - | 5                  | 1973 Inde .....                            | 75             |
| -                   | -   | -  | -  | - | - | -                  | 1974 Inde .....                            | 76             |

Voir renvoi(s) à la fin du tableau.

TABLE 11B. Non-resident Travellers Entering Canada by Country of Residence(1) - Concluded

| No.   | Country of residence          |      | J      | F      | M      | A      | M      | J      | Six months<br>Six mois |
|---|-------------------------------|------|--------|--------|--------|--------|--------|--------|------------------------|
| <u>Asia - Concluded</u>                                 |                               |      |        |        |        |        |        |        |                        |
| 1   | Israel .....                  | 1973 | -      | -      | -      | -      | -      | -      | -                      |
| 2   | .....                         | 1974 | -      | -      | -      | -      | -      | -      | -                      |
| 3   | Japan .....                   | 1973 | -      | -      | -      | -      | 2      | 4      | 4                      |
| 4   | .....                         | 1974 | -      | -      | -      | -      | -      | -      | 2                      |
| 5   | Korea, South .....            | 1973 | -      | -      | -      | -      | -      | 2      | 2                      |
| 6   | .....                         | 1974 | -      | -      | -      | -      | -      | -      | -                      |
| 7   | Lebanon .....                 | 1973 | -      | -      | -      | -      | -      | -      | -                      |
| 8   | .....                         | 1974 | -      | -      | -      | -      | -      | -      | -                      |
| 9   | Pakistan .....                | 1973 | -      | -      | -      | -      | -      | -      | -                      |
| 10  | .....                         | 1974 | -      | -      | -      | -      | -      | -      | -                      |
| 11  | Philippines .....             | 1973 | -      | -      | -      | -      | 1      | -      | 1                      |
| 12  | .....                         | 1974 | -      | -      | -      | -      | -      | -      | -                      |
| 13  | Sri Lanka .....               | 1973 | -      | -      | -      | -      | -      | 7      | 7                      |
| 14  | .....                         | 1974 | -      | -      | -      | -      | -      | -      | -                      |
| 15  | Syria .....                   | 1973 | -      | -      | -      | -      | -      | -      | -                      |
| 16  | .....                         | 1974 | -      | -      | -      | -      | -      | -      | -                      |
| 17  | Taiwan .....                  | 1973 | -      | -      | -      | -      | -      | -      | -                      |
| 18  | .....                         | 1974 | -      | -      | -      | -      | -      | -      | -                      |
| 19  | Other .....                   | 1973 | -      | -      | -      | -      | -      | -      | -                      |
| 20  | .....                         | 1974 | -      | -      | -      | -      | -      | -      | -                      |
| 21  | Total .....                   | 1973 | -      | -      | -      | -      | 4      | -      | 4                      |
| 22  | .....                         | 1974 | -      | -      | -      | -      | -      | 13     | 13                     |
| <u>North America, Central<br/>America and Caribbean</u> |                               |      |        |        |        |        |        |        |                        |
| 23  | Antigua .....                 | 1973 | -      | -      | -      | -      | -      | -      | -                      |
| 24  | .....                         | 1974 | -      | -      | -      | -      | -      | -      | -                      |
| 25  | Bahamas .....                 | 1973 | -      | -      | -      | -      | -      | -      | -                      |
| 26  | .....                         | 1974 | -      | -      | -      | -      | -      | -      | -                      |
| 27  | Barbados .....                | 1973 | -      | -      | -      | -      | -      | -      | -                      |
| 28  | .....                         | 1974 | -      | -      | -      | -      | -      | -      | -                      |
| 29  | Bermuda .....                 | 1973 | -      | -      | -      | -      | -      | -      | -                      |
| 30  | .....                         | 1974 | -      | -      | -      | -      | -      | -      | -                      |
| 31  | Cuba .....                    | 1973 | -      | -      | -      | -      | -      | -      | -                      |
| 32  | .....                         | 1974 | -      | -      | -      | -      | -      | -      | -                      |
| 33  | Haiti .....                   | 1973 | -      | -      | -      | -      | -      | -      | -                      |
| 34  | .....                         | 1974 | -      | -      | -      | -      | -      | -      | -                      |
| 35  | Jamaica .....                 | 1973 | -      | -      | -      | -      | -      | -      | -                      |
| 36  | .....                         | 1974 | -      | -      | -      | -      | -      | -      | -                      |
| 37  | Mexico .....                  | 1973 | -      | 4      | 1      | -      | 16     | 8      | 29                     |
| 38  | .....                         | 1974 | -      | -      | -      | -      | -      | -      | -                      |
| 39  | St. Pierre and Miquelon ..... | 1973 | -      | -      | -      | -      | -      | -      | -                      |
| 40  | .....                         | 1974 | -      | -      | -      | -      | -      | -      | -                      |
| 41  | Trinidad and Tobago .....     | 1973 | -      | -      | -      | -      | -      | -      | -                      |
| 42  | .....                         | 1974 | -      | -      | -      | -      | -      | -      | -                      |
| 43  | United States .....           | 1973 | 9,999  | 10,362 | 13,785 | 14,803 | 22,693 | 35,070 | 106,712                |
| 44  | .....                         | 1974 | 8,841  | 8,559  | 11,840 | 12,983 | 19,451 | 32,174 | 93,848                 |
| 45  | Other .....                   | 1973 | -      | -      | -      | -      | -      | 3      | 3                      |
| 46  | .....                         | 1974 | -      | -      | -      | -      | -      | 1      | 1                      |
| 47  | Total .....                   | 1973 | 9,999  | 10,366 | 13,786 | 14,803 | 22,709 | 35,081 | 106,744                |
| 48  | .....                         | 1974 | 8,841  | 8,559  | 11,840 | 12,983 | 19,452 | 32,175 | 93,850                 |
| <u>South America</u>                                    |                               |      |        |        |        |        |        |        |                        |
| 49  | Argentina .....               | 1973 | -      | -      | -      | -      | 1      | 1      | 2                      |
| 50  | .....                         | 1974 | -      | -      | -      | -      | -      | -      | 1                      |
| 51  | Brazil .....                  | 1973 | -      | -      | 1      | 1      | -      | 4      | 7                      |
| 52  | .....                         | 1974 | -      | -      | -      | 1      | -      | 1      | 2                      |
| 53  | Colombia .....                | 1973 | -      | -      | -      | -      | -      | -      | -                      |
| 54  | .....                         | 1974 | -      | -      | -      | -      | -      | -      | -                      |
| 55  | Guyana .....                  | 1973 | -      | -      | -      | -      | 1      | -      | 1                      |
| 56  | .....                         | 1974 | -      | -      | -      | -      | -      | -      | -                      |
| 57  | Venezuela .....               | 1973 | -      | -      | -      | -      | -      | -      | -                      |
| 58  | .....                         | 1974 | -      | -      | -      | -      | -      | -      | -                      |
| 59  | Other .....                   | 1973 | -      | -      | -      | -      | -      | -      | -                      |
| 60  | .....                         | 1974 | -      | -      | -      | -      | -      | 1      | 1                      |
| 61  | Total .....                   | 1973 | -      | -      | 1      | 2      | 1      | 6      | 10                     |
| 62  | .....                         | 1974 | -      | -      | -      | 2      | 1      | 1      | 4                      |
| <u>Oceania and Other</u>                                |                               |      |        |        |        |        |        |        |                        |
| <u>Ocean Islands</u>                                    |                               |      |        |        |        |        |        |        |                        |
| 63  | Australia .....               | 1973 | 1      | -      | -      | 3      | -      | 4      | 8                      |
| 64  | .....                         | 1974 | -      | -      | -      | 1      | -      | 7      | 8                      |
| 65  | New Zealand .....             | 1973 | -      | -      | -      | -      | 4      | -      | 4                      |
| 66  | .....                         | 1974 | -      | -      | -      | -      | 2      | 2      | 4                      |
| 67  | Other .....                   | 1973 | -      | -      | -      | -      | -      | -      | -                      |
| 68  | .....                         | 1974 | -      | -      | -      | -      | -      | -      | -                      |
| 69  | Total .....                   | 1973 | 1      | -      | -      | 3      | 4      | 4      | 12                     |
| 70  | .....                         | 1974 | -      | -      | -      | 1      | 2      | 9      | 12                     |
| 71  | Grand total .....             | 1973 | 10,007 | 10,366 | 13,798 | 14,829 | 22,740 | 35,170 | 106,910                |
| 72  | .....                         | 1974 | 8,846  | 8,560  | 11,842 | 12,990 | 19,475 | 32,254 | 93,967                 |

(1) Additional data are available by country on request.



TABLEAU 11B. Voyageurs non résidents entrant au Canada, selon le pays de résidence(1) - fin

| J      | A      | S      | O      | N      | D     | Year<br>-<br>Année | Pays de<br>résidence   | No |
|--------|--------|--------|--------|--------|-------|--------------------|--|----|
|        |        |        |        |        |       |                    | <u>Asie - fin</u>  |    |
| -      | -      | -      | -      | -      | -     | -                  | 1973 Israël .....  | 1  |
| 12     | 10     | 8      | 2      | 1      | -     | 35                 | 1974 Japon .....   | 2  |
| 5      | -      | -      | -      | -      | -     | -                  | 1974 Corée du Sud .....  | 3  |
| -      | -      | -      | -      | -      | -     | -                  | 1973 Liban .....   | 4  |
| -      | -      | -      | -      | -      | -     | -                  | 1974 Liban .....   | 5  |
| -      | -      | -      | -      | -      | -     | -                  | 1973 Pakistan .....  | 6  |
| -      | -      | -      | -      | -      | -     | -                  | 1974 Pakistan .....  | 7  |
| -      | -      | -      | -      | -      | -     | -                  | 1973 Philippines .....   | 8  |
| -      | -      | -      | -      | -      | -     | 1                  | 1974 Philippines .....   | 9  |
| -      | -      | -      | -      | -      | -     | -                  | 1973 Sri Lanka .....   | 10 |
| -      | -      | -      | -      | -      | -     | -                  | 1974 Sri Lanka .....   | 11 |
| -      | -      | -      | -      | -      | -     | -                  | 1973 Syrie .....   | 12 |
| -      | -      | -      | -      | -      | -     | -                  | 1974 Syrie .....   | 13 |
| -      | -      | 1      | -      | -      | -     | 1                  | 1973 Taiwan .....  | 14 |
| -      | -      | -      | -      | -      | -     | -                  | 1974 Taiwan .....  | 15 |
| -      | 1      | 9      | -      | -      | -     | 10                 | 1973 Autres .....  | 16 |
| -      | -      | -      | -      | -      | -     | -                  | 1974 Autres .....  | 17 |
| 14     | 11     | 19     | 2      | 3      | 3     | 56                 | 1973 Total .....   | 18 |
| 6      | -      | -      | -      | -      | -     | -                  | 1974 Total .....   | 19 |
|        |        |        |        |        |       |                    | <u>Amérique du Nord,</u><br><u>Amérique centrale et Antilles</u> |    |
| -      | -      | -      | -      | -      | -     | -                  | 1973 Antigua .....   | 20 |
| 5      | -      | -      | -      | -      | -     | 5                  | 1974 Antigua .....   | 21 |
| -      | -      | -      | -      | -      | -     | -                  | 1973 Bahamas .....   | 22 |
| -      | -      | 2      | -      | -      | -     | 2                  | 1974 Bahamas .....   | 23 |
| -      | -      | -      | -      | -      | -     | -                  | 1973 Barbade .....   | 24 |
| -      | -      | -      | -      | -      | -     | -                  | 1974 Barbade .....   | 25 |
| -      | -      | -      | -      | -      | -     | -                  | 1973 Bermudes .....  | 26 |
| -      | -      | -      | -      | -      | -     | -                  | 1974 Bermudes .....  | 27 |
| -      | -      | -      | -      | -      | -     | -                  | 1973 Cuba .....  | 28 |
| -      | -      | -      | -      | -      | -     | -                  | 1974 Cuba .....  | 29 |
| -      | -      | -      | -      | -      | -     | -                  | 1973 Haïti .....   | 30 |
| -      | -      | -      | -      | -      | -     | -                  | 1974 Haïti .....   | 31 |
| -      | -      | -      | -      | -      | -     | -                  | 1973 Jamaïque .....  | 32 |
| -      | -      | -      | -      | -      | -     | -                  | 1974 Jamaïque .....  | 33 |
| 2      | 3      | 2      | 1      | 2      | -     | 37                 | 1973 Mexique .....   | 34 |
| 3      | -      | -      | -      | -      | -     | -                  | 1974 Mexique .....   | 35 |
| -      | 1      | -      | -      | -      | -     | 1                  | 1973 St. Pierre-et-Miquelon .....                                | 36 |
| -      | -      | -      | -      | -      | -     | -                  | 1974 St. Pierre-et-Miquelon .....                                | 37 |
| 45,359 | 38,322 | 23,545 | 19,870 | 11,477 | 9,245 | 254,530            | 1973 Trinité et Tobago .....                                     | 38 |
| 38,529 | 7      | -      | -      | -      | -     | 10                 | 1974 Trinité et Tobago .....                                     | 39 |
| -      | -      | -      | -      | -      | -     | -                  | 1973 États-Unis .....  | 40 |
| 2      | -      | -      | -      | -      | -     | -                  | 1974 États-Unis .....  | 41 |
| 45,364 | 38,333 | 23,549 | 19,871 | 11,479 | 9,245 | 254,585            | 1973 Autres .....  | 42 |
| 38,536 | -      | -      | -      | -      | -     | -                  | 1974 Autres .....  | 43 |
|        |        |        |        |        |       |                    | 1973 Total .....   | 44 |
|        |        |        |        |        |       |                    | 1974 Total .....   | 45 |
|        |        |        |        |        |       |                    | <u>Amérique du Sud</u>   |    |
| -      | -      | 2      | -      | -      | -     | 4                  | 1973 Argentine .....   | 46 |
| 13     | -      | -      | -      | -      | -     | 20                 | 1974 Argentine .....   | 47 |
| 1      | -      | -      | 1      | -      | -     | 1                  | 1973 Brésil .....  | 48 |
| -      | -      | -      | -      | -      | -     | -                  | 1974 Brésil .....  | 49 |
| -      | -      | -      | -      | -      | -     | -                  | 1973 Colombie .....  | 50 |
| -      | -      | -      | -      | -      | -     | -                  | 1974 Colombie .....  | 51 |
| -      | -      | -      | -      | -      | -     | -                  | 1973 Guyane .....  | 52 |
| -      | -      | -      | -      | -      | -     | -                  | 1974 Guyane .....  | 53 |
| -      | -      | -      | -      | -      | -     | -                  | 1973 Venezuela .....   | 54 |
| -      | -      | -      | -      | -      | -     | -                  | 1974 Venezuela .....   | 55 |
| -      | -      | -      | -      | -      | -     | -                  | 1973 Autres .....  | 56 |
| -      | -      | -      | -      | -      | -     | 3                  | 1974 Autres .....  | 57 |
| 15     | -      | 2      | 1      | -      | -     | 28                 | 1973 Total .....   | 58 |
| 1      | -      | -      | -      | -      | -     | -                  | 1974 Total .....   | 59 |
|        |        |        |        |        |       |                    | <u>Océanie et autres îles</u><br><u>océaniques</u>               |    |
| 1      | 5      | -      | -      | -      | 1     | 15                 | 1973 Australie .....   | 60 |
| -      | 1      | 1      | -      | -      | -     | 8                  | 1974 Australie .....   | 61 |
| 2      | -      | -      | -      | -      | -     | -                  | 1973 Nouvelle-Zélande .....                                      | 62 |
| 1      | -      | -      | -      | -      | -     | -                  | 1974 Nouvelle-Zélande .....                                      | 63 |
| -      | -      | -      | -      | -      | -     | -                  | 1973 Autres .....  | 64 |
| -      | -      | -      | -      | -      | -     | -                  | 1974 Autres .....  | 65 |
| 3      | 6      | 1      | -      | -      | 1     | 23                 | 1973 Total .....   | 66 |
| 1      | -      | -      | -      | -      | -     | -                  | 1974 Total .....   | 67 |
| 45,562 | 38,456 | 23,637 | 19,884 | 11,487 | 9,252 | 255,188            | 1973 Total global .....  | 68 |
| 38,678 | -      | -      | -      | -      | -     | -                  | 1974 Total global .....  | 69 |

(1) D'autres renseignements sont disponibles par pays, sur demande.

TABLE 11C. Resident Travellers Returning to Canada by Type of Transportation

| No.  | Type of transportation        |      | J      | F      | M      | A      | M      | J      | Six months<br>—<br>Six mois |
|--|-------------------------------|------|--------|--------|--------|--------|--------|--------|-----------------------------|
| Returning from the United States(1)                      |                               |      |        |        |        |        |        |        |                             |
| <u>Land</u>  |                               |      |        |        |        |        |        |        |                             |
| 1  | Automobile .....              | 1973 | 18,824 | 17,847 | 27,476 | 26,221 | 24,691 | 25,204 | 140,263                     |
| 2  |                               | 1974 | 13,408 | 13,275 | 15,926 | 24,960 | 23,410 | 25,731 | 116,710                     |
| 3  | Same day .....                | 1973 | 12,694 | 12,557 | 18,127 | 16,952 | 16,330 | 16,807 | 93,467                      |
| 4  |                               | 1974 | 10,007 | 9,632  | 11,821 | 16,234 | 16,507 | 18,361 | 82,562                      |
| 5  | One night .....               | 1973 | 959    | 789    | 1,347  | 1,388  | 1,529  | 1,237  | 7,249                       |
| 6  |                               | 1974 | 501    | 907    | 658    | 1,093  | 1,436  | 1,550  | 6,145                       |
| 7  | Two or more nights .....      | 1973 | 5,171  | 4,501  | 8,002  | 7,881  | 6,832  | 7,160  | 39,547                      |
| 8  |                               | 1974 | 2,900  | 2,736  | 3,447  | 7,633  | 5,467  | 5,820  | 28,003                      |
| 9  | Bus .....                     | 1973 | 217    | 339    | 171    | 41     | 293    | 439    | 1,500                       |
| 10   |                               | 1974 | 124    | 182    | 2      | 144    | 386    | 402    | 1,240                       |
| 11   | Same day .....                | 1973 | 30     | 57     | —      | —      | 17     | 259    | 363                         |
| 12   |                               | 1974 | —      | —      | —      | 75     | 83     | 160    | 318                         |
| 13   | One or more nights .....      | 1973 | 187    | 282    | 171    | 41     | 276    | 180    | 1,137                       |
| 14   |                               | 1974 | 124    | 182    | 2      | 69     | 303    | 242    | 922                         |
| 15   | Rail .....                    | 1973 | —      | —      | —      | —      | —      | —      | —                           |
| 16   |                               | 1974 | —      | —      | —      | —      | —      | —      | —                           |
| 17   | Other methods .....           | 1973 | 1,181  | 931    | 1,407  | 1,181  | 1,502  | 1,455  | 7,657                       |
| 18   |                               | 1974 | 449    | 411    | 521    | 567    | 692    | 848    | 3,488                       |
| 19   | Total land .....              | 1973 | 20,222 | 19,117 | 29,054 | 27,443 | 26,486 | 27,098 | 149,420                     |
| 20   |                               | 1974 | 13,981 | 13,868 | 16,449 | 25,671 | 24,488 | 26,981 | 121,438                     |
| <u>Air</u>   |                               |      |        |        |        |        |        |        |                             |
| 21   | Commercial .....              | 1973 | 94     | 97     | 180    | 188    | 38     | 2      | 599                         |
| 22   |                               | 1974 | —      | —      | 188    | 231    | 1      | —      | 420                         |
| 23   | Private .....                 | 1973 | 87     | 79     | 121    | 118    | 112    | 95     | 612                         |
| 24   |                               | 1974 | 80     | 52     | 114    | 111    | 104    | 134    | 595                         |
| 25   | Total air .....               | 1973 | 181    | 176    | 301    | 306    | 150    | 97     | 1,211                       |
| 26   |                               | 1974 | 80     | 52     | 302    | 342    | 105    | 134    | 1,015                       |
| <u>Marine</u>  |                               |      |        |        |        |        |        |        |                             |
| 27   | Commercial .....              | 1973 | —      | —      | —      | —      | —      | —      | —                           |
| 28   |                               | 1974 | —      | —      | —      | —      | —      | —      | —                           |
| 29   | Private .....                 | 1973 | —      | —      | —      | —      | —      | —      | —                           |
| 30   |                               | 1974 | —      | —      | —      | —      | —      | —      | —                           |
| 31   | Total marine .....            | 1973 | —      | —      | —      | —      | —      | —      | —                           |
| 32   |                               | 1974 | —      | —      | —      | —      | —      | —      | —                           |
| 33   | Total .....                   | 1973 | 20,403 | 19,293 | 29,355 | 27,749 | 26,636 | 27,195 | 150,631                     |
| 34   |                               | 1974 | 14,061 | 13,920 | 16,751 | 26,013 | 24,593 | 27,115 | 122,453                     |
| Returning from countries other than the United States(2) |                               |      |        |        |        |        |        |        |                             |
| <u>Land (via the U.S.A.)</u>                             |                               |      |        |        |        |        |        |        |                             |
| 35   |                               | 1973 | 25     | —      | 44     | 32     | 19     | 3      | 123                         |
| 36   |                               | 1974 | 45     | 36     | 42     | 40     | 7      | 4      | 174                         |
| <u>Air</u>   |                               |      |        |        |        |        |        |        |                             |
| 37   | Returning direct .....        | 1973 | —      | 284    | —      | —      | 76     | 258    | 618                         |
| 38   |                               | 1974 | —      | —      | —      | —      | —      | —      | —                           |
| 39   | Returning via the U.S.A. .... | 1973 | —      | —      | —      | 175    | —      | —      | 175                         |
| 40   |                               | 1974 | —      | —      | 38     | 32     | —      | —      | 70                          |
| 41   | Total air .....               | 1973 | —      | 284    | —      | —      | 76     | 258    | 618                         |
| 42   |                               | 1974 | —      | —      | 38     | 207    | —      | —      | 245                         |
| <u>Marine</u>  |                               |      |        |        |        |        |        |        |                             |
| 43   | Returning direct .....        | 1973 | —      | —      | —      | —      | —      | —      | —                           |
| 44   |                               | 1974 | —      | —      | —      | —      | —      | —      | —                           |
| 45   | Returning via the U.S.A. .... | 1973 | —      | —      | —      | —      | —      | —      | —                           |
| 46   |                               | 1974 | —      | —      | —      | —      | —      | —      | —                           |
| 47   | Total marine .....            | 1973 | —      | —      | —      | —      | —      | —      | —                           |
| 48   |                               | 1974 | —      | —      | —      | —      | —      | —      | —                           |
| 49   | Total .....                   | 1973 | 25     | 284    | 44     | 32     | 95     | 261    | 741                         |
| 50   |                               | 1974 | 45     | 36     | 80     | 247    | 7      | 4      | 419                         |
| 51   | Grand total .....             | 1973 | 20,428 | 19,577 | 29,399 | 27,781 | 26,731 | 27,456 | 151,372                     |
| 52   |                               | 1974 | 14,106 | 13,956 | 16,831 | 26,260 | 24,600 | 27,119 | 122,872                     |

(1) Continental United States and Alaska.

(2) Includes Hawaii, Puerto Rico, Philippines and other U.S. protectorates.

TABLEAU 11C. Voyageurs résidents revenant au Canada, selon le moyen de transport

| J   | A      | S      | O      | N      | D      | Year<br>-<br>Année | Moyen de<br>transport            | N <sup>o</sup> |
|---|--------|--------|--------|--------|--------|--------------------|----------------------------------|----------------|
| Rentrée des États-Unis(1)                     |        |        |        |        |        |                    |                                  |                |
|   |        |        |        |        |        |                    | <u>Par terre</u>                 |                |
| 40,020  | 38,681 | 26,595 | 24,768 | 17,127 | 14,041 | 301,495            | 1973 Automobile .....            | 1              |
| 38,048  |        |        |        |        |        |                    | 1974 .....                       | 2              |
| 19,513  | 18,398 | 17,023 | 14,989 | 11,294 | 10,891 | 185,575            | 1973 Même jour .....             | 3              |
| 18,048  |        |        |        |        |        |                    | 1974 .....                       | 4              |
| 2,267   | 1,762  | 1,367  | 1,393  | 1,220  | 558    | 15,816             | 1973 Une nuit .....              | 5              |
| 1,995   |        |        |        |        |        |                    | 1974 .....                       | 6              |
| 18,240  | 18,521 | 8,205  | 8,386  | 4,613  | 2,592  | 100,104            | 1973 Deux nuits ou plus .....    | 7              |
| 17,958  |        |        |        |        |        |                    | 1974 .....                       | 8              |
| 256   | 252    | 58     | 429    | 290    | 279    | 3,064              | 1973 Autocar .....               | 9              |
| 448   |        |        |        |        |        |                    | 1974 .....                       | 10             |
| 26  | -      | 58     | 322    | 186    | 263    | 1,218              | 1973 Même jour .....             | 11             |
| 65  |        |        |        |        |        |                    | 1974 .....                       | 12             |
| 230   | 252    | -      | 107    | 104    | 16     | 1,846              | 1973 Une nuit ou plus .....      | 13             |
| 383   |        |        |        |        |        |                    | 1974 .....                       | 14             |
| -   | -      | -      | -      | -      | -      | -                  | 1973 Chemin de fer .....         | 15             |
| -   |        |        |        |        |        |                    | 1974 .....                       | 16             |
| 1,387   | 1,514  | 1,510  | 1,217  | 819    | 599    | 14,703             | 1973 Autres moyens .....         | 17             |
| 949   |        |        |        |        |        |                    | 1974 .....                       | 18             |
| 41,663  | 40,447 | 28,163 | 26,414 | 18,236 | 14,919 | 319,262            | 1973 Total, par terre .....      | 19             |
| 39,398  |        |        |        |        |        |                    | 1974 .....                       | 20             |
|   |        |        |        |        |        |                    | <u>Par air</u>                   |                |
| 178   | 28     | -      | -      | 93     | 131    | 1,029              | 1973 Commercial .....            | 21             |
| 37  |        |        |        |        |        |                    | 1974 .....                       | 22             |
| 107   | 148    | 94     | 121    | 65     | 71     | 1,218              | 1973 Privé .....                 | 23             |
| 108   |        |        |        |        |        |                    | 1974 .....                       | 24             |
| 285   | 176    | 94     | 121    | 158    | 202    | 2,247              | 1973 Total, par air .....        | 25             |
| 145   |        |        |        |        |        |                    | 1974 .....                       | 26             |
|   |        |        |        |        |        |                    | <u>Par mer</u>                   |                |
| -   | -      | -      | -      | -      | -      | -                  | 1973 Commercial .....            | 27             |
| -   |        |        |        |        |        |                    | 1974 .....                       | 28             |
| -   | -      | -      | -      | -      | -      | -                  | 1973 Privé .....                 | 29             |
| -   |        |        |        |        |        |                    | 1974 .....                       | 30             |
| -   | -      | -      | -      | -      | -      | -                  | 1973 Total, par mer .....        | 31             |
| -   |        |        |        |        |        |                    | 1974 .....                       | 32             |
| 41,948  | 40,623 | 28,257 | 26,535 | 18,394 | 15,121 | 321,509            | 1973 Total .....                 | 33             |
| 39,543  |        |        |        |        |        |                    | 1974 .....                       | 34             |
| Rentrée des pays autres que les États-Unis(2) |        |        |        |        |        |                    |                                  |                |
|   |        |        |        |        |        |                    | <u>Par terre (via les É.-U.)</u> |                |
| 9   | -      | -      | -      | -      | -      | 132                | 1973 .....                       | 35             |
| 11  |        |        |        |        |        |                    | 1974 .....                       | 36             |
|   |        |        |        |        |        |                    | <u>Par air</u>                   |                |
| 515   | 536    | 321    | 245    | -      | -      | 2,235              | 1973 Rentrée directe .....       | 37             |
| 143   |        |        |        |        |        |                    | 1974 .....                       | 38             |
| -   | -      | -      | -      | -      | -      | -                  | 1973 Rentrée via les É.-U. ....  | 39             |
| -   |        |        |        |        |        |                    | 1974 .....                       | 40             |
| 515   | 536    | 321    | 245    | -      | -      | 2,235              | 1973 Total, par air .....        | 41             |
| 143   |        |        |        |        |        |                    | 1974 .....                       | 42             |
|   |        |        |        |        |        |                    | <u>Par mer</u>                   |                |
| -   | -      | -      | -      | -      | -      | -                  | 1973 Rentrée directe .....       | 43             |
| -   |        |        |        |        |        |                    | 1974 .....                       | 44             |
| -   | -      | -      | -      | -      | -      | -                  | 1973 Rentrée via les É.-U. ....  | 45             |
| -   |        |        |        |        |        |                    | 1974 .....                       | 46             |
| -   | -      | -      | -      | -      | -      | -                  | 1973 Total, par mer .....        | 47             |
| -   |        |        |        |        |        |                    | 1974 .....                       | 48             |
| 524   | 536    | 321    | 245    | -      | -      | 2,367              | 1973 Total .....                 | 49             |
| 154   |        |        |        |        |        |                    | 1974 .....                       | 50             |
| 42,472  | 41,159 | 28,578 | 26,780 | 18,394 | 15,121 | 323,876            | 1973 Total global .....          | 51             |
| 39,697  |        |        |        |        |        |                    | 1974 .....                       | 52             |

(1) États-Unis continentaux et Alaska.

(2) Comprend Hawaii, Porto Rico, Philippines et les autres protections des États-Unis.

TABLE 11D. Number of Vehicles Travelling Between Canada and the United States

| No.                    | Type of vehicle                |      | J      | F      | M      | A      | M      | J      | Six months<br>-<br>Six mois |
|------------------------|--------------------------------|------|--------|--------|--------|--------|--------|--------|-----------------------------|
| United States vehicles |                                |      |        |        |        |        |        |        |                             |
| <u>Automobile</u>      |                                |      |        |        |        |        |        |        |                             |
| 1                      | Same day .....                 | 1973 | 3,091  | 3,112  | 3,617  | 3,926  | 4,948  | 5,018  | 23,712                      |
| 2                      |                                | 1974 | 3,000  | 2,738  | 3,553  | 3,793  | 4,718  | 5,289  | 23,091                      |
| 3                      | One night .....                | 1973 | 256    | 278    | 423    | 362    | 412    | 596    | 2,327                       |
| 4                      |                                | 1974 | 203    | 215    | 276    | 291    | 389    | 627    | 2,001                       |
| 5                      | Two or more nights .....       | 1973 | 617    | 598    | 1,031  | 1,306  | 2,583  | 5,910  | 12,045                      |
| 6                      |                                | 1974 | 515    | 579    | 816    | 1,110  | 2,109  | 4,992  | 10,121                      |
| 7                      | Total .....                    | 1973 | 3,964  | 3,988  | 5,071  | 5,594  | 7,943  | 11,524 | 38,084                      |
| 8                      |                                | 1974 | 3,718  | 3,532  | 4,645  | 5,194  | 7,216  | 10,908 | 35,213                      |
| 9                      | Trucks used commercially ..... | 1973 | 1,207  | 1,096  | 1,056  | 1,069  | 1,353  | 1,310  | 7,091                       |
| 10                     |                                | 1974 | 2,174  | 1,515  | 1,301  | 1,451  | 1,275  | 1,130  | 8,846                       |
| 11                     | Other vehicles .....           | 1973 | 1      | 2      | 14     | 14     | 100    | 158    | 289                         |
| 12                     |                                | 1974 | 13     | 16     | 18     | 73     | 121    | 169    | 410                         |
| 13                     | Total .....                    | 1973 | 5,172  | 5,086  | 6,141  | 6,677  | 9,396  | 12,992 | 45,464                      |
| 14                     |                                | 1974 | 5,905  | 5,063  | 5,964  | 6,718  | 8,612  | 12,207 | 44,469                      |
| Canadian vehicles      |                                |      |        |        |        |        |        |        |                             |
| <u>Automobile</u>      |                                |      |        |        |        |        |        |        |                             |
| 15                     | Same day .....                 | 1973 | 5,313  | 5,127  | 6,960  | 6,688  | 6,452  | 6,755  | 37,295                      |
| 16                     |                                | 1974 | 4,354  | 4,049  | 4,866  | 6,305  | 6,494  | 7,189  | 33,257                      |
| 17                     | One night .....                | 1973 | 377    | 320    | 537    | 531    | 592    | 496    | 2,853                       |
| 18                     |                                | 1974 | 208    | 326    | 281    | 435    | 549    | 600    | 2,399                       |
| 19                     | Two or more nights .....       | 1973 | 1,727  | 1,659  | 2,888  | 2,785  | 2,456  | 2,607  | 14,122                      |
| 20                     |                                | 1974 | 955    | 972    | 1,278  | 2,495  | 1,921  | 2,051  | 9,672                       |
| 21                     | Total .....                    | 1973 | 7,417  | 7,106  | 10,385 | 10,004 | 9,500  | 9,858  | 54,270                      |
| 22                     |                                | 1974 | 5,517  | 5,347  | 6,425  | 9,235  | 8,964  | 9,840  | 45,328                      |
| 23                     | Trucks used commercially ..... | 1973 | 1,673  | 2,530  | 3,368  | 2,958  | 3,417  | 3,110  | 17,056                      |
| 24                     |                                | 1974 | 2,233  | 2,041  | 2,217  | 1,856  | 1,823  | 1,756  | 11,926                      |
| 25                     | Other vehicles .....           | 1973 | 1      | 2      | 55     | 51     | 139    | 181    | 429                         |
| 26                     |                                | 1974 | 4      | 17     | 4      | 68     | 173    | 244    | 510                         |
| 27                     | Total .....                    | 1973 | 9,091  | 9,638  | 13,808 | 13,013 | 13,056 | 13,149 | 71,755                      |
| 28                     |                                | 1974 | 7,754  | 7,405  | 8,646  | 11,159 | 10,960 | 11,840 | 57,764                      |
| Total vehicles         |                                |      |        |        |        |        |        |        |                             |
| <u>Automobile</u>      |                                |      |        |        |        |        |        |        |                             |
| 29                     | Same day .....                 | 1973 | 8,404  | 8,239  | 10,577 | 10,614 | 11,400 | 11,773 | 61,007                      |
| 30                     |                                | 1974 | 7,354  | 6,787  | 8,419  | 10,098 | 11,212 | 12,478 | 56,348                      |
| 31                     | One night .....                | 1973 | 633    | 598    | 960    | 893    | 1,004  | 1,092  | 5,180                       |
| 32                     |                                | 1974 | 411    | 541    | 557    | 726    | 938    | 1,227  | 4,400                       |
| 33                     | Two or more nights .....       | 1973 | 2,344  | 2,257  | 3,919  | 4,091  | 5,039  | 8,517  | 26,167                      |
| 34                     |                                | 1974 | 1,470  | 1,551  | 2,094  | 3,605  | 4,030  | 7,043  | 19,793                      |
| 35                     | Total .....                    | 1973 | 11,381 | 11,094 | 15,456 | 15,598 | 17,443 | 21,382 | 92,354                      |
| 36                     |                                | 1974 | 9,235  | 8,879  | 11,070 | 14,429 | 16,180 | 20,748 | 80,541                      |
| 37                     | Trucks used commercially ..... | 1973 | 2,880  | 3,626  | 4,424  | 4,027  | 4,770  | 4,420  | 24,147                      |
| 38                     |                                | 1974 | 4,407  | 3,556  | 3,518  | 3,307  | 3,098  | 2,886  | 20,772                      |
| 39                     | Other vehicles .....           | 1973 | 2      | 4      | 69     | 65     | 239    | 339    | 718                         |
| 40                     |                                | 1974 | 17     | 33     | 22     | 141    | 294    | 413    | 920                         |
| 41                     | Total .....                    | 1973 | 14,263 | 14,724 | 19,949 | 19,690 | 22,452 | 26,141 | 117,219                     |
| 42                     |                                | 1974 | 13,659 | 12,468 | 14,610 | 17,877 | 19,572 | 24,047 | 102,233                     |

TABLEAU 11D. Nombre de véhicules voyageant entre le Canada et les États-Unis

| J                        | A      | S      | O      | N      | D      | Year<br>-<br>Année | Genre de véhicule              | N <sup>o</sup> |
|--------------------------|--------|--------|--------|--------|--------|--------------------|--------------------------------|----------------|
| Véhicules des États-Unis |        |        |        |        |        |                    |                                |                |
|                          |        |        |        |        |        |                    | <u>Automobile</u>              |                |
| 5,796                    | 5,627  | 4,857  | 4,265  | 3,077  | 2,734  | 50,068             | 1973 Même jour .....           | 1              |
| 5,525                    |        |        |        |        |        |                    | 1974                           | 2              |
| 810                      | 711    | 505    | 358    | 310    | 235    | 5,256              | 1973 Une nuit .....            | 3              |
| 671                      |        |        |        |        |        |                    | 1974                           | 4              |
| 7,512                    | 6,290  | 3,588  | 2,716  | 1,159  | 748    | 34,058             | 1973 Deux nuits ou plus .....  | 5              |
| 6,264                    |        |        |        |        |        |                    | 1974                           | 6              |
| 14,118                   | 12,628 | 8,950  | 7,339  | 4,546  | 3,717  | 89,382             | 1973 Total .....               | 7              |
| 12,460                   |        |        |        |        |        |                    | 1974                           | 8              |
| 1,451                    | 1,937  | 1,490  | 1,891  | 1,749  | 1,577  | 17,186             | 1973 Camions commerciaux ..... | 9              |
| 1,279                    |        |        |        |        |        |                    | 1974                           | 10             |
| 168                      | 176    | 57     | 15     | 1      | 6      | 712                | 1973 Autres véhicules .....    | 11             |
| 340                      |        |        |        |        |        |                    | 1974                           | 12             |
| 15,737                   | 14,741 | 10,497 | 9,245  | 6,296  | 5,300  | 107,280            | 1973 Total .....               | 13             |
| 14,079                   |        |        |        |        |        |                    | 1974                           | 14             |
| Véhicules du Canada      |        |        |        |        |        |                    |                                |                |
|                          |        |        |        |        |        |                    | <u>Automobile</u>              |                |
| 7,057                    | 6,936  | 6,569  | 6,204  | 4,982  | 4,756  | 73,799             | 1973 Même jour .....           | 15             |
| 6,720                    |        |        |        |        |        |                    | 1974                           | 16             |
| 776                      | 636    | 537    | 536    | 465    | 230    | 6,033              | 1973 Une nuit .....            | 17             |
| 707                      |        |        |        |        |        |                    | 1974                           | 18             |
| 5,372                    | 5,466  | 2,897  | 2,831  | 1,653  | 879    | 33,220             | 1973 Deux nuits ou plus .....  | 19             |
| 5,230                    |        |        |        |        |        |                    | 1974                           | 20             |
| 13,205                   | 13,038 | 10,003 | 9,571  | 7,100  | 5,865  | 113,052            | 1973 Total .....               | 21             |
| 12,657                   |        |        |        |        |        |                    | 1974                           | 22             |
| 1,950                    | 2,426  | 2,513  | 2,620  | 2,456  | 2,121  | 31,142             | 1973 Camions commerciaux ..... | 23             |
| 1,142                    |        |        |        |        |        |                    | 1974                           | 24             |
| 173                      | 192    | 104    | 38     | -      | 10     | 946                | 1973 Autres véhicules .....    | 25             |
| 303                      |        |        |        |        |        |                    | 1974                           | 26             |
| 15,328                   | 15,656 | 12,620 | 12,229 | 9,556  | 7,996  | 145,140            | 1973 Total .....               | 27             |
| 14,102                   |        |        |        |        |        |                    | 1974                           | 28             |
| Total, véhicules         |        |        |        |        |        |                    |                                |                |
|                          |        |        |        |        |        |                    | <u>Automobile</u>              |                |
| 12,853                   | 12,563 | 11,426 | 10,469 | 8,059  | 7,490  | 123,867            | 1973 Même jour .....           | 29             |
| 12,245                   |        |        |        |        |        |                    | 1974                           | 30             |
| 1,586                    | 1,347  | 1,042  | 894    | 775    | 465    | 11,289             | 1973 Une nuit .....            | 31             |
| 1,378                    |        |        |        |        |        |                    | 1974                           | 32             |
| 12,884                   | 11,756 | 6,485  | 5,547  | 2,812  | 1,627  | 67,278             | 1973 Deux nuits ou plus .....  | 33             |
| 11,494                   |        |        |        |        |        |                    | 1974                           | 34             |
| 27,323                   | 25,666 | 18,953 | 16,910 | 11,646 | 9,582  | 202,434            | 1973 Total .....               | 35             |
| 25,117                   |        |        |        |        |        |                    | 1974                           | 36             |
| 3,401                    | 4,363  | 4,003  | 4,511  | 4,205  | 3,698  | 48,328             | 1973 Camions commerciaux ..... | 37             |
| 2,421                    |        |        |        |        |        |                    | 1974                           | 38             |
| 341                      | 368    | 161    | 53     | 1      | 16     | 1,658              | 1973 Autres véhicules .....    | 39             |
| 643                      |        |        |        |        |        |                    | 1974                           | 40             |
| 31,065                   | 30,397 | 23,117 | 21,474 | 15,852 | 13,296 | 252,420            | 1973 Total .....               | 41             |
| 28,181                   |        |        |        |        |        |                    | 1974                           | 42             |

TABLE 12A. Non-resident Travellers Entering Canada by Type of Transportation

| No.   | Type of transportation       |      | J      | F      | M      | A      | M      | J      | Six months<br>-<br>Six mois |
|---|------------------------------|------|--------|--------|--------|--------|--------|--------|-----------------------------|
| Residents of the United States                      |                              |      |        |        |        |        |        |        |                             |
| <u>Land</u>   |                              |      |        |        |        |        |        |        |                             |
| 1   | Automobile .....             | 1973 | 13,536 | 14,536 | 17,241 | 20,201 | 24,102 | 58,438 | 148,054                     |
| 2   |                              | 1974 | 11,997 | 13,438 | 15,907 | 20,193 | 24,848 | 56,762 | 143,145                     |
| 3   | Same day .....               | 1973 | 7,502  | 7,843  | 8,876  | 10,024 | 11,560 | 17,151 | 62,956                      |
| 4   |                              | 1974 | 7,023  | 7,903  | 9,302  | 11,148 | 13,634 | 22,594 | 71,604                      |
| 5   | One night .....              | 1973 | 953    | 1,228  | 1,102  | 1,161  | 1,385  | 3,318  | 9,147                       |
| 6   |                              | 1974 | 1,290  | 1,331  | 1,576  | 1,678  | 2,130  | 4,214  | 12,219                      |
| 7   | Two or more nights .....     | 1973 | 5,081  | 5,465  | 7,263  | 9,016  | 11,157 | 37,969 | 75,951                      |
| 8   |                              | 1974 | 3,684  | 4,204  | 5,029  | 7,367  | 9,084  | 29,954 | 59,322                      |
| 9   | Bus .....                    | 1973 | 242    | 329    | 750    | 338    | 691    | 2,480  | 4,830                       |
| 10  |                              | 1974 | 340    | 197    | 196    | 197    | 607    | 2,935  | 4,591                       |
| 11  | Same day .....               | 1973 | 79     | 18     | 14     | 59     | 100    | 549    | 819                         |
| 12  |                              | 1974 | 175    | 35     | 35     | 58     | 72     | 1,293  | 1,668                       |
| 13  | One or more nights .....     | 1973 | 163    | 311    | 736    | 279    | 591    | 1,931  | 4,011                       |
| 14  |                              | 1974 | 165    | 162    | 281    | 138    | 535    | 1,642  | 2,923                       |
| 15  | Rail .....                   | 1973 | -      | -      | -      | -      | -      | -      | -                           |
| 16  |                              | 1974 | -      | -      | -      | -      | -      | -      | -                           |
| 17  | Other Methods .....          | 1973 | 160    | 164    | 286    | 240    | 353    | 499    | 1,702                       |
| 18  |                              | 1974 | 301    | 263    | 375    | 544    | 587    | 1,030  | 3,100                       |
| 19  | Total land .....             | 1973 | 13,938 | 15,029 | 18,277 | 20,779 | 25,146 | 61,417 | 154,586                     |
| 20  |                              | 1974 | 12,638 | 13,898 | 16,598 | 20,933 | 26,042 | 60,727 | 150,836                     |
| <u>Air</u>  |                              |      |        |        |        |        |        |        |                             |
| 21  | Commercial .....             | 1973 | 2,054  | 2,130  | 3,035  | 2,773  | 2,995  | 6,272  | 19,259                      |
| 22  |                              | 1974 | 2,341  | 2,324  | 3,516  | 3,493  | 3,845  | 7,606  | 23,125                      |
| 23  | Private .....                | 1973 | 340    | 324    | 422    | 414    | 504    | 801    | 2,805                       |
| 24  |                              | 1974 | 316    | 363    | 374    | 586    | 608    | 1,063  | 3,310                       |
| 25  | Total air .....              | 1973 | 2,394  | 2,454  | 3,457  | 3,187  | 3,499  | 7,073  | 22,064                      |
| 26  |                              | 1974 | 2,657  | 2,687  | 3,890  | 4,079  | 4,453  | 8,669  | 26,435                      |
| <u>Marine</u>                                       |                              |      |        |        |        |        |        |        |                             |
| 27  | Commercial .....             | 1973 | -      | -      | -      | -      | -      | -      | -                           |
| 28  |                              | 1974 | -      | -      | -      | -      | -      | -      | -                           |
| 29  | Private .....                | 1973 | -      | -      | -      | -      | -      | -      | -                           |
| 30  |                              | 1974 | -      | -      | -      | -      | -      | -      | -                           |
| 31  | Total marine .....           | 1973 | -      | -      | -      | -      | -      | -      | -                           |
| 32  |                              | 1974 | -      | -      | -      | -      | -      | -      | -                           |
| 33  | Total .....                  | 1973 | 16,332 | 17,483 | 21,734 | 23,966 | 28,645 | 68,490 | 176,650                     |
| 34  |                              | 1974 | 15,295 | 16,585 | 20,488 | 25,012 | 30,495 | 69,396 | 177,271                     |
| Residents of countries other than the United States |                              |      |        |        |        |        |        |        |                             |
| <u>Land (via the U.S.A.)</u>                        |                              |      |        |        |        |        |        |        |                             |
| 35  | Same day .....               | 1973 | -      | -      | -      | 3      | 25     | 79     | 107                         |
| 36  |                              | 1974 | 1      | 1      | -      | 5      | 26     | 62     | 95                          |
| 37  | One or more nights .....     | 1973 | 51     | 59     | 58     | 105    | 219    | 518    | 1,010                       |
| 38  |                              | 1974 | 28     | 29     | 54     | 110    | 239    | 639    | 1,099                       |
| 39  | Total land .....             | 1973 | 51     | 59     | 58     | 108    | 244    | 597    | 1,117                       |
| 40  |                              | 1974 | 29     | 30     | 54     | 115    | 265    | 701    | 1,194                       |
| <u>Air</u>  |                              |      |        |        |        |        |        |        |                             |
| 41  | Entering direct .....        | 1973 | 407    | 346    | 560    | 1,209  | 2,659  | 6,896  | 12,077                      |
| 42  |                              | 1974 | 310    | 674    | 546    | 1,096  | 2,847  | 6,523  | 11,996                      |
| 43  | Entering via the U.S.A. .... | 1973 | 61     | 42     | 152    | 198    | 413    | 447    | 1,313                       |
| 44  |                              | 1974 | 110    | 99     | 175    | 415    | 591    | 486    | 1,876                       |
| 45  | Total air .....              | 1973 | 468    | 388    | 712    | 1,407  | 3,072  | 7,343  | 13,390                      |
| 46  |                              | 1974 | 420    | 773    | 721    | 1,511  | 3,438  | 7,009  | 13,872                      |
| <u>Marine</u>                                       |                              |      |        |        |        |        |        |        |                             |
| 47  | Entering direct .....        | 1973 | -      | -      | -      | -      | -      | -      | -                           |
| 48  |                              | 1974 | -      | -      | -      | -      | -      | -      | -                           |
| 49  | Entering via the U.S.A. .... | 1973 | -      | -      | -      | -      | -      | -      | -                           |
| 50  |                              | 1974 | -      | -      | -      | -      | -      | -      | -                           |
| 51  | Total marine .....           | 1973 | -      | -      | -      | -      | -      | -      | -                           |
| 52  |                              | 1974 | -      | -      | -      | -      | -      | -      | -                           |
| 53  | Total .....                  | 1973 | 519    | 447    | 770    | 1,515  | 3,316  | 7,940  | 14,507                      |
| 54  |                              | 1974 | 449    | 803    | 775    | 1,626  | 3,703  | 7,710  | 15,066                      |
| 55  | Grand total .....            | 1973 | 16,851 | 17,930 | 22,504 | 25,481 | 31,961 | 76,430 | 191,157                     |
| 56  |                              | 1974 | 15,744 | 17,388 | 21,263 | 26,638 | 34,198 | 77,106 | 192,337                     |

TABLEAU 12A. Voyageurs non résidents entrant au Canada, selon le moyen de transport

| J  | A       | S      | O      | N      | D      | Year<br>-<br>Année | Moyen de<br>transport            | N <sup>o</sup> |
|--|---------|--------|--------|--------|--------|--------------------|----------------------------------|----------------|
| Résidents des États-Unis                     |         |        |        |        |        |                    |                                  |                |
|  |         |        |        |        |        |                    | <u>Par terre</u>                 |                |
| 130,990                                      | 105,729 | 44,838 | 31,224 | 17,595 | 15,612 | 494,042            | 1973 Automobile .....            | 1              |
| 95,217                                       |         |        |        |        |        |                    | 1974                             | 2              |
| 36,031                                       | 29,681  | 14,743 | 13,743 | 8,859  | 7,654  | 173,667            | 1973 Même jour .....             | 3              |
| 26,838                                       |         |        |        |        |        |                    | 1974                             | 4              |
| 7,624  | 7,047   | 3,599  | 2,539  | 1,587  | 1,712  | 33,255             | 1973 Une nuit .....              | 5              |
| 6,859  |         |        |        |        |        |                    | 1974                             | 6              |
| 87,335                                       | 69,001  | 26,496 | 14,942 | 7,149  | 6,246  | 287,120            | 1973 Deux nuits ou plus .....    | 7              |
| 61,520                                       |         |        |        |        |        |                    | 1974                             | 8              |
| 6,620  | 4,389   | 833    | 326    | 251    | 268    | 17,517             | 1973 Autocar .....               | 9              |
| 9,031  |         |        |        |        |        |                    | 1974                             | 10             |
| 705  | 492     | 121    | 132    | 144    | 106    | 2,519              | 1973 Même jour .....             | 11             |
| 822  |         |        |        |        |        |                    | 1974                             | 12             |
| 5,915  | 3,897   | 712    | 194    | 107    | 162    | 14,998             | 1973 Une nuit ou plus .....      | 13             |
| 8,209  |         |        |        |        |        |                    | 1974                             | 14             |
| -  | -       | -      | -      | -      | -      | -                  | 1973 Chemin de fer .....         | 15             |
| -  |         |        |        |        |        |                    | 1974                             | 16             |
| 1,087  | 1,072   | 527    | 461    | 440    | 334    | 5,623              | 1973 Autres moyens .....         | 17             |
| 1,449  |         |        |        |        |        |                    | 1974                             | 18             |
| 138,697                                      | 111,190 | 46,198 | 32,011 | 18,286 | 16,214 | 517,182            | 1973 Total, par terre .....      | 19             |
| 105,697                                      |         |        |        |        |        |                    | 1974                             | 20             |
|  |         |        |        |        |        |                    | <u>Par air</u>                   |                |
| 10,371                                       | 8,047   | 5,280  | 3,845  | 2,760  | 3,189  | 52,751             | 1973 Commercial .....            | 21             |
| 11,327                                       |         |        |        |        |        |                    | 1974                             | 22             |
| 1,388  | 1,301   | 699    | 510    | 383    | 390    | 7,476              | 1973 Privé .....                 | 23             |
| 1,268  |         |        |        |        |        |                    | 1974                             | 24             |
| 11,759                                       | 9,348   | 5,979  | 4,355  | 3,143  | 3,579  | 60,227             | 1973 Total, par air .....        | 25             |
| 12,595                                       |         |        |        |        |        |                    | 1974                             | 26             |
| -  | -       | -      | -      | -      | -      | -                  | <u>Par mer</u>                   |                |
| -  |         |        |        |        |        |                    | 1973 Commercial .....            | 27             |
| -  |         |        |        |        |        |                    | 1974                             | 28             |
| -  |         |        |        |        |        |                    | 1973 Privé .....                 | 29             |
| -  |         |        |        |        |        |                    | 1974                             | 30             |
| -  |         |        |        |        |        |                    | 1973 Total, par mer .....        | 31             |
| -  |         |        |        |        |        |                    | 1974                             | 32             |
| 150,456                                      | 120,538 | 52,177 | 36,366 | 21,429 | 19,793 | 577,409            | 1973 Total .....                 | 33             |
| 118,292                                      |         |        |        |        |        |                    | 1974                             | 34             |
| Résidents des pays autres que les États-Unis |         |        |        |        |        |                    |                                  |                |
|  |         |        |        |        |        |                    | <u>Par terre (via les É.-U.)</u> |                |
| 81   | 62      | 11     | 5      | 5      | 2      | 273                | 1973 Même jour .....             | 35             |
| 96   |         |        |        |        |        |                    | 1974                             | 36             |
| 1,312  | 1,167   | 455    | 415    | 299    | 43     | 4,701              | 1973 Une nuit ou plus .....      | 37             |
| 1,091  |         |        |        |        |        |                    | 1974                             | 38             |
| 1,393  | 1,229   | 466    | 420    | 304    | 45     | 4,974              | 1973 Total, par terre .....      | 39             |
| 1,187  |         |        |        |        |        |                    | 1974                             | 40             |
|  |         |        |        |        |        |                    | <u>Par air</u>                   |                |
| 7,301  | 3,494   | 2,150  | 1,460  | 574    | 1,220  | 28,276             | 1973 Entrée directe .....        | 41             |
| 9,411  |         |        |        |        |        |                    | 1974                             | 42             |
| 767  | 606     | 443    | 258    | 159    | 111    | 3,657              | 1973 Entrée via les É.U. ....    | 43             |
| 673  |         |        |        |        |        |                    | 1974                             | 44             |
| 8,068  | 4,100   | 2,593  | 1,718  | 733    | 1,331  | 31,933             | 1973 Total, par air .....        | 45             |
| 10,084                                       |         |        |        |        |        |                    | 1974                             | 46             |
| -  | -       | -      | -      | -      | -      | -                  | <u>Par mer</u>                   |                |
| -  |         |        |        |        |        |                    | 1973 Entrée directe .....        | 47             |
| -  |         |        |        |        |        |                    | 1974                             | 48             |
| -  |         |        |        |        |        |                    | 1973 Entrée via les É.-U. ....   | 49             |
| -  |         |        |        |        |        |                    | 1974                             | 50             |
| -  |         |        |        |        |        |                    | 1973 Total, par mer .....        | 51             |
| -  |         |        |        |        |        |                    | 1974                             | 52             |
| 9,461  | 5,329   | 3,059  | 2,138  | 1,037  | 1,376  | 36,907             | 1973 Total .....                 | 53             |
| 11,271                                       |         |        |        |        |        |                    | 1974                             | 54             |
| 159,917                                      | 125,867 | 55,236 | 38,504 | 22,466 | 21,169 | 614,316            | 1973 Total global .....          | 55             |
| 129,563                                      |         |        |        |        |        |                    | 1974                             | 56             |

TABLE 12B. Non-Resident Travellers Entering Canada by Country of Residence(1) - Continued

| No.                     | Country of residence             |      | J   | F   | M   | A     | M     | J     | Six months<br>-<br>Six mois |
|-------------------------|----------------------------------|------|-----|-----|-----|-------|-------|-------|-----------------------------|
| <u>Europe</u>           |                                  |      |     |     |     |       |       |       |                             |
| 1                       | Austria .....                    | 1973 | 1   | -   | 6   | 4     | 18    | 46    | 75                          |
| 2                       | 1974                             |      | 3   | 7   | 10  | 11    | 24    | 82    | 137                         |
| 3                       | Azores .....                     | 1973 | -   | -   | -   | -     | -     | -     | -                           |
| 4                       | 1974                             |      | -   | -   | -   | -     | -     | -     | -                           |
| 5                       | Belgium .....                    | 1973 | 6   | 5   | 12  | 7     | 14    | 55    | 99                          |
| 6                       | 1974                             |      | 5   | 2   | 3   | 11    | 39    | 44    | 104                         |
| 7                       | Bulgaria .....                   | 1973 | -   | -   | -   | -     | -     | -     | -                           |
| 8                       | 1974                             |      | -   | -   | -   | -     | -     | -     | -                           |
| 9                       | Czechoslovakia .....             | 1973 | 4   | 1   | 4   | 4     | 17    | 16    | 46                          |
| 10                      | 1974                             |      | -   | 8   | 4   | 6     | 9     | 17    | 44                          |
| 11                      | Denmark .....                    | 1973 | 4   | 8   | 18  | 112   | 102   | 366   | 610                         |
| 12                      | 1974                             |      | 7   | 29  | 35  | 124   | 100   | 556   | 851                         |
| 13                      | Finland .....                    | 1973 | 4   | 3   | 4   | 65    | 12    | 30    | 118                         |
| 14                      | 1974                             |      | 2   | 4   | 6   | 11    | 24    | 19    | 66                          |
| 15                      | France .....                     | 1973 | 29  | 18  | 21  | 27    | 40    | 93    | 228                         |
| 16                      | 1974                             |      | 16  | 18  | 21  | 45    | 74    | 104   | 278                         |
| 17                      | Germany (Federal Republic) ..... | 1973 | 79  | 81  | 142 | 173   | 471   | 2,227 | 3,173                       |
| 18                      | 1974                             |      | 52  | 141 | 130 | 236   | 753   | 1,364 | 2,676                       |
| 19                      | Greece .....                     | 1973 | 6   | 3   | 6   | 5     | 22    | 9     | 51                          |
| 20                      | 1974                             |      | 1   | 1   | 2   | 1     | 13    | 19    | 37                          |
| 21                      | Hungary .....                    | 1973 | -   | 2   | 3   | 15    | 8     | 138   | 166                         |
| 22                      | 1974                             |      | 5   | 7   | 2   | 13    | 29    | 29    | 85                          |
| 23                      | Ireland (Republic) .....         | 1973 | 6   | 1   | 4   | 7     | 4     | 24    | 46                          |
| 24                      | 1974                             |      | -   | 5   | 3   | 4     | 5     | 24    | 41                          |
| 25                      | Italy .....                      | 1973 | 4   | 9   | 11  | 25    | 9     | 30    | 88                          |
| 26                      | 1974                             |      | 1   | 10  | 6   | 17    | 21    | 65    | 120                         |
| 27                      | Malta .....                      | 1973 | -   | -   | -   | -     | -     | -     | -                           |
| 28                      | 1974                             |      | -   | -   | -   | 1     | -     | -     | 1                           |
| 29                      | Netherlands, The .....           | 1973 | 72  | 64  | 105 | 255   | 446   | 1,678 | 2,620                       |
| 30                      | 1974                             |      | 83  | 104 | 98  | 146   | 567   | 1,477 | 2,475                       |
| 31                      | Norway .....                     | 1973 | 14  | 17  | 14  | 14    | 31    | 64    | 154                         |
| 32                      | 1974                             |      | 9   | 9   | 15  | 19    | 47    | 142   | 241                         |
| 33                      | Poland .....                     | 1973 | 4   | 4   | 10  | 10    | 25    | 29    | 82                          |
| 34                      | 1974                             |      | -   | 1   | 3   | 3     | 6     | 17    | 34                          |
| 35                      | Portugal .....                   | 1973 | -   | -   | 3   | -     | 2     | 3     | 8                           |
| 36                      | 1974                             |      | -   | -   | 2   | 1     | 1     | 3     | 5                           |
| 37                      | Rumania .....                    | 1973 | 1   | -   | 2   | -     | -     | 1     | 4                           |
| 38                      | 1974                             |      | 2   | -   | 2   | -     | 1     | -     | 5                           |
| 39                      | Spain .....                      | 1973 | 2   | -   | 5   | 17    | 5     | 6     | 35                          |
| 40                      | 1974                             |      | 3   | 4   | 5   | 3     | 8     | 2     | 25                          |
| 41                      | Sweden .....                     | 1973 | 3   | 10  | 19  | 56    | 63    | 119   | 270                         |
| 42                      | 1974                             |      | 6   | 19  | 13  | 54    | 62    | 187   | 341                         |
| 43                      | Switzerland .....                | 1973 | 8   | 1   | 12  | 41    | 46    | 166   | 274                         |
| 44                      | 1974                             |      | 11  | 9   | 26  | 39    | 147   | 213   | 445                         |
| 45                      | Turkey .....                     | 1973 | -   | -   | -   | 1     | -     | 2     | 3                           |
| 46                      | 1974                             |      | 3   | 7   | 2   | 2     | 1     | 3     | 18                          |
| 47                      | United Kingdom .....             | 1973 | 198 | 177 | 198 | 497   | 1,726 | 2,346 | 5,142                       |
| 48                      | 1974                             |      | 127 | 259 | 246 | 500   | 1,307 | 2,595 | 5,034                       |
| 49                      | U.S.S.R. ....                    | 1973 | -   | -   | -   | 1     | -     | 1     | 2                           |
| 50                      | 1974                             |      | -   | -   | -   | -     | -     | 1     | 1                           |
| 51                      | Yugoslavia .....                 | 1973 | 6   | 5   | 19  | 15    | 8     | 42    | 95                          |
| 52                      | 1974                             |      | 13  | 12  | 15  | 13    | 20    | 48    | 121                         |
| 53                      | Other .....                      | 1973 | -   | -   | 1   | -     | 2     | 6     | 9                           |
| 54                      | 1974                             |      | -   | -   | -   | 2     | 2     | 14    | 18                          |
| 55                      | Total .....                      | 1973 | 451 | 409 | 619 | 1,348 | 3,074 | 7,497 | 13,398                      |
| 56                      | 1974                             |      | 349 | 656 | 651 | 1,262 | 3,260 | 7,025 | 13,203                      |
| <u>Africa</u>           |                                  |      |     |     |     |       |       |       |                             |
| 57                      | Algeria .....                    | 1973 | -   | -   | 1   | -     | -     | -     | 1                           |
| 58                      | 1974                             |      | -   | 2   | -   | -     | 4     | 5     | 11                          |
| 59                      | Egypt .....                      | 1973 | -   | -   | -   | 1     | 3     | 7     | 11                          |
| 60                      | 1974                             |      | -   | 1   | -   | 2     | 1     | -     | 4                           |
| 61                      | Rhodesia .....                   | 1973 | -   | -   | -   | -     | 2     | -     | 2                           |
| 62                      | 1974                             |      | -   | -   | -   | -     | -     | 3     | 3                           |
| 63                      | South Africa .....               | 1973 | 1   | 2   | 8   | 1     | 24    | 33    | 69                          |
| 64                      | 1974                             |      | 10  | 1   | 5   | 14    | 9     | 23    | 62                          |
| 65                      | Other .....                      | 1973 | 8   | 2   | 2   | 8     | 22    | 28    | 70                          |
| 66                      | 1974                             |      | 11  | 31  | 6   | 24    | 19    | 65    | 156                         |
| 67                      | Total .....                      | 1973 | 9   | 4   | 11  | 10    | 51    | 68    | 153                         |
| 68                      | 1974                             |      | 21  | 35  | 11  | 40    | 33    | 96    | 236                         |
| <u>Asia (Continued)</u> |                                  |      |     |     |     |       |       |       |                             |
| 69                      | Bangladesh .....                 | 1973 | -   | -   | -   | -     | -     | -     | -                           |
| 70                      | 1974                             |      | -   | -   | -   | -     | -     | -     | -                           |
| 71                      | China .....                      | 1973 | -   | -   | -   | -     | 1     | -     | 1                           |
| 72                      | 1974                             |      | -   | -   | -   | -     | 2     | 3     | 5                           |
| 73                      | Hong Kong .....                  | 1973 | 2   | -   | 4   | 3     | 3     | 8     | 20                          |
| 74                      | 1974                             |      | 4   | 3   | 1   | 5     | 9     | 10    | 32                          |
| 75                      | India .....                      | 1973 | 4   | 3   | 8   | 8     | 6     | 15    | 44                          |
| 76                      | 1974                             |      | -   | 1   | 2   | 14    | 10    | 29    | 56                          |

See footnote(s) at the end of the table.



TABLEAU 12B. Voyageurs non résidents entrant au Canada, selon le pays de résidence(1) - suite

| J                   | A     | S     | O     | N   | D     | Year<br>-<br>Année | Pays de<br>résidence                       | N° |
|---------------------|-------|-------|-------|-----|-------|--------------------|--|----|
| <u>Europe</u>       |       |       |       |     |       |                    |  |    |
| 61                  | 24    | 10    | 16    | 10  | 11    | 207                | 1973 Autriche .....                        | 1  |
| 59                  | -     | -     | -     | -   | -     | -                  | 1974 .....                                 | 2  |
| -                   | -     | -     | -     | -   | -     | -                  | 1973 Açores .....                          | 3  |
| -                   | -     | -     | -     | -   | -     | -                  | 1974 .....                                 | 4  |
| 71                  | 52    | 18    | 13    | 6   | 8     | 267                | 1973 Belgique .....                        | 5  |
| 83                  | -     | -     | -     | -   | -     | -                  | 1974 .....                                 | 6  |
| -                   | -     | -     | -     | -   | -     | -                  | 1973 Bulgarie .....                        | 7  |
| -                   | -     | -     | -     | -   | -     | -                  | 1974 .....                                 | 8  |
| 8                   | 3     | -     | 2     | 1   | 4     | 64                 | 1973 Tchécoslovaquie .....                 | 9  |
| 15                  | -     | -     | -     | -   | -     | -                  | 1974 .....                                 | 10 |
| 481                 | 107   | 47    | 61    | 28  | 90    | 1,424              | 1973 Danemark .....                        | 11 |
| 287                 | -     | -     | -     | -   | -     | -                  | 1974 .....                                 | 12 |
| 30                  | 6     | 10    | 20    | 13  | 10    | 207                | 1973 Finlande .....                        | 13 |
| 35                  | -     | -     | -     | -   | -     | -                  | 1974 .....                                 | 14 |
| 186                 | 454   | 80    | 22    | 23  | 13    | 1,006              | 1973 France .....                          | 15 |
| 142                 | -     | -     | -     | -   | -     | -                  | 1974 .....                                 | 16 |
| 1,965               | 583   | 346   | 266   | 86  | 144   | 6,563              | 1973 Allemagne (République Fédérale) ..... | 17 |
| 2,507               | -     | -     | -     | -   | -     | -                  | 1974 .....                                 | 18 |
| 16                  | 7     | 29    | 5     | -   | 3     | 111                | 1973 Grèce .....                           | 19 |
| 3                   | -     | -     | -     | -   | -     | -                  | 1974 .....                                 | 20 |
| 29                  | 8     | 2     | 11    | 4   | 8     | 228                | 1973 Hongrie .....                         | 21 |
| 21                  | -     | -     | -     | -   | -     | -                  | 1974 .....                                 | 22 |
| 28                  | 8     | 18    | 9     | 3   | 4     | 116                | 1973 Irlande (République) .....            | 23 |
| 13                  | -     | -     | -     | -   | -     | -                  | 1974 .....                                 | 24 |
| 59                  | 77    | 28    | 19    | 13  | 17    | 301                | 1973 Italie .....                          | 25 |
| 25                  | -     | -     | -     | -   | -     | -                  | 1974 .....                                 | 26 |
| 2                   | -     | 2     | -     | -   | -     | 4                  | 1973 Malte .....                           | 27 |
| -                   | -     | -     | -     | -   | -     | -                  | 1974 .....                                 | 28 |
| 1,742               | 484   | 207   | 194   | 103 | 313   | 5,663              | 1973 Pays-Bas .....                        | 29 |
| 2,769               | -     | -     | -     | -   | -     | -                  | 1974 .....                                 | 30 |
| 75                  | 45    | 26    | 29    | 19  | 15    | 363                | 1973 Norvège .....                         | 31 |
| 102                 | -     | -     | -     | -   | -     | -                  | 1974 .....                                 | 32 |
| 22                  | 8     | 12    | 8     | 5   | 6     | 143                | 1973 Pologne .....                         | 33 |
| 12                  | -     | -     | -     | -   | -     | -                  | 1974 .....                                 | 34 |
| 3                   | -     | -     | 3     | 1   | -     | 15                 | 1973 Portugal .....                        | 35 |
| -                   | -     | -     | -     | -   | -     | -                  | 1974 .....                                 | 36 |
| 6                   | -     | -     | -     | 1   | -     | 11                 | 1973 Roumanie .....                        | 37 |
| -                   | -     | -     | -     | -   | -     | -                  | 1974 .....                                 | 38 |
| 10                  | 12    | 11    | 7     | 1   | -     | 76                 | 1973 Espagne .....                         | 39 |
| 7                   | -     | -     | -     | -   | -     | -                  | 1974 .....                                 | 40 |
| 81                  | 34    | 24    | 58    | 21  | 14    | 502                | 1973 Suède .....                           | 41 |
| 114                 | -     | -     | -     | -   | -     | -                  | 1974 .....                                 | 42 |
| 172                 | 94    | 51    | 43    | 14  | 21    | 669                | 1973 Suisse .....                          | 43 |
| 245                 | -     | -     | -     | -   | -     | -                  | 1974 .....                                 | 44 |
| 4                   | -     | 4     | 3     | 2   | -     | 16                 | 1973 Turquie .....                         | 45 |
| 6                   | -     | -     | -     | -   | -     | -                  | 1974 .....                                 | 46 |
| 3,430               | 2,435 | 1,526 | 993   | 493 | 524   | 14,543             | 1973 Royaume-Uni .....                     | 47 |
| 3,618               | -     | -     | -     | -   | -     | -                  | 1974 .....                                 | 48 |
| -                   | -     | -     | -     | 1   | 1     | 4                  | 1973 U.R.S.S. .....                        | 49 |
| 1                   | -     | -     | -     | -   | -     | -                  | 1974 .....                                 | 50 |
| 36                  | 9     | 16    | 18    | 16  | 13    | 203                | 1973 Yougoslavie .....                     | 51 |
| 36                  | -     | -     | -     | -   | -     | -                  | 1974 .....                                 | 52 |
| 4                   | 6     | 1     | 3     | -   | 1     | 24                 | 1973 Autres .....                          | 53 |
| 10                  | -     | -     | -     | -   | -     | -                  | 1974 .....                                 | 54 |
| 8,521               | 4,456 | 2,468 | 1,803 | 864 | 1,220 | 32,730             | 1973 Total .....                           | 55 |
| 10,110              | -     | -     | -     | -   | -     | -                  | 1974 .....                                 | 56 |
| <u>Afrique</u>      |       |       |       |     |       |                    |  |    |
| 3                   | 3     | 1     | 1     | -   | -     | 9                  | 1973 Algérie .....                         | 57 |
| 2                   | -     | -     | -     | 1   | -     | 13                 | 1974 .....                                 | 58 |
| -                   | 1     | -     | -     | -   | -     | -                  | 1973 Égypte .....                          | 59 |
| 1                   | -     | -     | -     | -   | -     | -                  | 1974 .....                                 | 60 |
| 1                   | 1     | 4     | -     | -   | -     | 8                  | 1973 Rhodésie .....                        | 61 |
| -                   | -     | -     | -     | -   | -     | -                  | 1974 .....                                 | 62 |
| 36                  | 20    | 34    | 17    | 2   | 9     | 187                | 1973 Afrique du Sud .....                  | 63 |
| 24                  | -     | -     | -     | -   | -     | -                  | 1974 .....                                 | 64 |
| 69                  | 67    | 34    | 23    | 8   | 10    | 281                | 1973 Autres .....                          | 65 |
| 28                  | -     | -     | -     | -   | -     | -                  | 1974 .....                                 | 66 |
| 109                 | 92    | 73    | 41    | 11  | 19    | 498                | 1973 Total .....                           | 67 |
| 55                  | -     | -     | -     | -   | -     | -                  | 1974 .....                                 | 68 |
| <u>Asie (suite)</u> |       |       |       |     |       |                    |  |    |
| -                   | 1     | -     | -     | -   | 0     | 1                  | 1973 Bangladesh .....                      | 69 |
| -                   | -     | -     | -     | -   | -     | -                  | 1974 .....                                 | 70 |
| 1                   | 1     | -     | -     | -   | 0     | 3                  | 1973 Chine .....                           | 71 |
| 2                   | -     | -     | -     | -   | -     | -                  | 1974 .....                                 | 72 |
| 5                   | 19    | 12    | 1     | -   | 2     | 59                 | 1973 Hong-Kong .....                       | 73 |
| 18                  | -     | -     | -     | -   | -     | -                  | 1974 .....                                 | 74 |
| 23                  | 32    | 23    | 10    | 11  | 5     | 148                | 1973 Inde .....                            | 75 |
| 15                  | -     | -     | -     | -   | -     | -                  | 1974 .....                                 | 76 |

Voir renvoi(e) à la fin du tableau.

TABLE 12B. Non-resident Travellers Entering Canada by Country of Residence(1) - Concluded

| No. | Country of residence                                    | J      | F      | M      | A      | M      | J      | Six months<br>-<br>Six mois |
|-----|---|--------|--------|--------|--------|--------|--------|-----------------------------|
|     | <u>Asia - Concluded</u>                                 |        |        |        |        |        |        |                             |
| 1   | Israel ..... 1973                                       | 7      | -      | 2      | -      | 4      | 15     | 28                          |
| 2   | 1974  | 1      | 1      | -      | 3      | 15     | 29     | 49                          |
| 3   | Japan ..... 1973  | 1      | 4      | 22     | 44     | 24     | 83     | 178                         |
| 4   | 1974  | 5      | 14     | 17     | 62     | 98     | 176    | 372                         |
| 5   | Korea, South ..... 1973                                 | 2      | -      | -      | -      | -      | -      | 2                           |
| 6   | 1974  | -      | -      | -      | 4      | 1      | -      | 5                           |
| 7   | Lebanon ..... 1973                                      | -      | -      | -      | -      | 1      | -      | 1                           |
| 8   | 1974  | -      | 3      | -      | 1      | -      | 8      | 12                          |
| 9   | Pakistan ..... 1973                                     | -      | 1      | 1      | 1      | 3      | 1      | 7                           |
| 10  | 1974  | 2      | 4      | 3      | 6      | 2      | 5      | 22                          |
| 11  | Philippines ..... 1973                                  | -      | 2      | -      | -      | 2      | -      | 4                           |
| 12  | 1974  | -      | -      | 2      | 3      | 1      | 3      | 9                           |
| 13  | Sri Lanka ..... 1973                                    | 1      | -      | -      | -      | -      | -      | 1                           |
| 14  | 1974  | -      | 1      | -      | -      | -      | 2      | 3                           |
| 15  | Syria ..... 1973  | -      | -      | -      | -      | -      | -      | -                           |
| 16  | 1974  | -      | -      | -      | -      | -      | -      | -                           |
| 17  | Taiwan ..... 1973                                       | -      | -      | 3      | 1      | 3      | 1      | 8                           |
| 18  | 1974  | -      | -      | 1      | 11     | 6      | 3      | 21                          |
| 19  | Other ..... 1973  | 5      | 1      | 4      | 3      | 12     | 30     | 55                          |
| 20  | 1974  | 1      | 16     | 8      | 10     | 20     | 34     | 89                          |
| 21  | Total ..... 1973  | 22     | 11     | 44     | 60     | 59     | 153    | 349                         |
| 22  | 1974  | 13     | 43     | 34     | 119    | 164    | 302    | 675                         |
|     | <u>North America, Central<br/>America and Caribbean</u> |        |        |        |        |        |        |                             |
| 23  | Antigua ..... 1973                                      | -      | -      | -      | -      | -      | -      | -                           |
| 24  | 1974  | -      | -      | -      | -      | -      | -      | -                           |
| 25  | Bahamas ..... 1973                                      | -      | 2      | -      | 5      | -      | 2      | 9                           |
| 26  | 1974  | -      | -      | -      | -      | 2      | -      | 2                           |
| 27  | Barbados ..... 1973                                     | -      | -      | -      | -      | 1      | 1      | 2                           |
| 28  | 1974  | -      | -      | -      | -      | 3      | 2      | 5                           |
| 29  | Bermuda ..... 1973                                      | -      | 1      | -      | -      | -      | -      | 1                           |
| 30  | 1974  | 1      | -      | -      | -      | -      | 2      | 3                           |
| 31  | Cuba ..... 1973   | -      | -      | -      | -      | -      | -      | -                           |
| 32  | 1974  | -      | -      | -      | -      | -      | -      | -                           |
| 33  | Haiti ..... 1973  | -      | -      | -      | 1      | -      | -      | 1                           |
| 34  | 1974  | -      | -      | -      | -      | -      | -      | -                           |
| 35  | Jamaica ..... 1973                                      | -      | -      | -      | 4      | 2      | 5      | 11                          |
| 36  | 1974  | -      | -      | 3      | -      | 6      | 2      | 11                          |
| 37  | Mexico ..... 1973                                       | 15     | 5      | 6      | 12     | 1      | 13     | 52                          |
| 38  | 1974  | 2      | 6      | 4      | 41     | 37     | 11     | 101                         |
| 39  | St. Pierre and Miquelon ..... 1973                      | -      | -      | -      | -      | -      | -      | -                           |
| 40  | 1974  | -      | -      | -      | -      | -      | -      | -                           |
| 41  | Trinidad and Tobago ..... 1973                          | -      | -      | -      | 2      | -      | 1      | 3                           |
| 42  | 1974  | 1      | -      | -      | 2      | 5      | 4      | 12                          |
| 43  | United States ..... 1973                                | 16,332 | 17,483 | 21,734 | 23,966 | 28,645 | 68,490 | 176,650                     |
| 44  | 1974  | 15,295 | 16,585 | 20,488 | 25,012 | 30,495 | 69,396 | 177,271                     |
| 45  | Other ..... 1973  | -      | -      | 6      | 3      | -      | 22     | 34                          |
| 46  | 1974  | -      | 2      | 5      | 2      | 13     | 19     | 41                          |
| 47  | Total ..... 1973  | 16,347 | 17,491 | 21,746 | 23,993 | 28,652 | 68,534 | 176,763                     |
| 48  | 1974  | 15,299 | 16,593 | 20,500 | 25,057 | 30,561 | 69,436 | 177,446                     |
|     | <u>South America</u>                                    |        |        |        |        |        |        |                             |
| 49  | Argentina ..... 1973                                    | -      | 2      | 1      | -      | -      | 5      | 8                           |
| 50  | 1974  | -      | -      | 1      | 6      | 8      | 10     | 25                          |
| 51  | Brazil ..... 1973                                       | -      | -      | 1      | 1      | 13     | 7      | 22                          |
| 52  | 1974  | 2      | 1      | 5      | 5      | 2      | 10     | 25                          |
| 53  | Colombia ..... 1973                                     | -      | -      | 2      | -      | 4      | 5      | 11                          |
| 54  | 1974  | -      | 1      | 1      | -      | -      | 4      | 6                           |
| 55  | Guyana ..... 1973                                       | -      | -      | -      | -      | -      | -      | -                           |
| 56  | 1974  | -      | -      | -      | 1      | -      | -      | 1                           |
| 57  | Venezuela ..... 1973                                    | -      | -      | -      | -      | 3      | 5      | 8                           |
| 58  | 1974  | 4      | -      | -      | -      | 4      | 16     | 24                          |
| 59  | Other ..... 1973  | -      | -      | 6      | 2      | 8      | 6      | 22                          |
| 60  | 1974  | 8      | 1      | 4      | 28     | 13     | 10     | 64                          |
| 61  | Total ..... 1973  | -      | 2      | 10     | 3      | 28     | 28     | 71                          |
| 62  | 1974  | 14     | 3      | 11     | 40     | 27     | 50     | 145                         |
|     | <u>Oceania and Other</u>                                |        |        |        |        |        |        |                             |
|     | <u>Ocean Islands</u>                                    |        |        |        |        |        |        |                             |
| 63  | Australia ..... 1973                                    | 17     | 10     | 61     | 48     | 70     | 114    | 320                         |
| 64  | 1974  | 27     | 37     | 39     | 68     | 96     | 134    | 401                         |
| 65  | New Zealand ..... 1973                                  | 5      | 3      | 13     | 17     | 22     | 36     | 96                          |
| 66  | 1974  | 21     | 15     | 17     | 46     | 55     | 63     | 217                         |
| 67  | Other ..... 1973  | -      | -      | -      | 2      | 5      | -      | 7                           |
| 68  | 1974  | -      | 6      | -      | 6      | 2      | -      | 14                          |
| 69  | Total ..... 1973  | 22     | 13     | 74     | 67     | 97     | 150    | 423                         |
| 70  | 1974  | 48     | 58     | 56     | 120    | 153    | 197    | 632                         |
| 71  | Grand total ..... 1973                                  | 16,851 | 17,930 | 22,504 | 25,481 | 31,961 | 76,430 | 191,157                     |
| 72  | 1974  | 15,744 | 17,388 | 21,263 | 26,638 | 34,198 | 77,106 | 192,337                     |

(1) Additional data are available by country on request.

TABLEAU 12B. Voyageurs non résidents entrant au Canada, selon le pays de résidence(1) - fin

| J       | A       | S      | O      | N      | D      | Year<br>-<br>Année | Pays de<br>résidence                                       | No |
|---------|---------|--------|--------|--------|--------|--------------------|--|----|
|         |         |        |        |        |        |                    | <u>Asie - fin</u>  |    |
| 28      | 36      | 21     | 6      | 4      | 0      | 123                | 1973 Israël .....  | 1  |
| 33      |         |        |        |        |        |                    | 1974 .....   | 2  |
| 185     | 271     | 134    | 29     | 29     | 2      | 828                | 1973 Japon .....   | 3  |
| 218     |         |        |        |        |        |                    | 1974 .....   | 4  |
| -       | -       | -      | -      | -      | 1      | 3                  | 1973 Corée du Sud .....                                    | 5  |
| 3       |         |        |        |        |        |                    | 1974 .....   | 6  |
| 1       | 2       | 1      | 2      | -      | 2      | 8                  | 1973 Liban .....   | 7  |
| 13      |         |        |        |        |        |                    | 1974 .....   | 8  |
| 9       | 3       | 5      | 3      | 2      | 2      | 35                 | 1973 Pakistan .....  | 9  |
| 2       |         |        |        |        |        |                    | 1974 .....   | 10 |
| 5       | 4       | -      | -      | -      | 2      | 12                 | 1973 Philippines .....                                     | 11 |
| 1       |         |        |        |        |        |                    | 1974 .....   | 12 |
| -       | 1       | -      | 2      | -      | -      | 5                  | 1973 Sri Lanka .....                                       | 13 |
| -       |         |        |        |        |        |                    | 1974 .....   | 14 |
| -       | -       | -      | -      | -      | -      | -                  | 1973 Syrie .....   | 15 |
| 12      | 7       | 3      | 1      | 3      | -      | 34                 | 1974 Taiwan .....  | 16 |
| 5       |         |        |        |        |        |                    | 1973 .....   | 17 |
| 38      | 27      | 41     | 10     | 2      | 9      | 182                | 1974 Autres .....  | 18 |
| 57      |         |        |        |        |        |                    | 1973 .....   | 19 |
|         |         |        |        |        |        |                    | 1974 .....   | 20 |
| 308     | 404     | 240    | 64     | 51     | 25     | 1,441              | 1973 Total .....   | 21 |
| 366     |         |        |        |        |        |                    | 1974 .....   | 22 |
|         |         |        |        |        |        |                    | <u>Amérique du Nord,<br/>Amérique centrale et Antilles</u> |    |
| -       | -       | -      | -      | -      | -      | -                  | 1973 Antigua .....   | 23 |
| -       |         |        |        |        |        |                    | 1974 .....   | 24 |
| 1       | 5       | 1      | -      | 1      | -      | 17                 | 1973 Bahamas .....   | 25 |
| 4       |         |        |        |        |        |                    | 1974 .....   | 26 |
| -       | -       | 1      | -      | -      | 1      | 4                  | 1973 Barbade .....   | 27 |
| -       |         |        |        |        |        |                    | 1974 .....   | 28 |
| 3       | -       | -      | -      | 2      | -      | 6                  | 1973 Bermudes .....  | 29 |
| -       |         |        |        |        |        |                    | 1974 .....   | 30 |
| 1       | 2       | -      | -      | -      | -      | 3                  | 1973 Cuba .....  | 31 |
| -       |         |        |        |        |        |                    | 1974 .....   | 32 |
| -       | -       | -      | -      | -      | -      | 1                  | 1973 Haïti .....   | 33 |
| -       |         |        |        |        |        |                    | 1974 .....   | 34 |
| 6       | 1       | -      | 1      | -      | -      | 19                 | 1973 Jamaïque .....  | 35 |
| 4       |         |        |        |        |        |                    | 1974 .....   | 36 |
| 188     | 71      | 23     | 7      | 5      | 6      | 352                | 1973 Mexique .....   | 37 |
| 350     |         |        |        |        |        |                    | 1974 .....   | 38 |
| -       | -       | -      | -      | -      | -      | -                  | 1973 St. Pierre-et-Miquelon .....                          | 39 |
| -       |         |        |        |        |        |                    | 1974 .....   | 40 |
| 3       | 13      | 1      | 2      | -      | 5      | 27                 | 1973 Trinité et Tobago .....                               | 41 |
| 6       |         |        |        |        |        |                    | 1974 .....   | 42 |
| 150,456 | 120,538 | 52,177 | 36,366 | 21,429 | 19,793 | 577,409            | 1973 États-Unis .....                                      | 43 |
| 118,292 |         |        |        |        |        |                    | 1974 .....   | 44 |
| 7       | 9       | 4      | 1      | 12     | 15     | 82                 | 1973 Autres .....  | 45 |
| 24      |         |        |        |        |        |                    | 1974 .....   | 46 |
| 150,665 | 120,639 | 52,207 | 36,377 | 21,449 | 19,820 | 577,920            | 1973 Total .....   | 47 |
| 118,680 |         |        |        |        |        |                    | 1974 .....   | 48 |
|         |         |        |        |        |        |                    | <u>Amérique du Sud</u>                                     |    |
| 4       | 4       | 4      | 3      | 2      | -      | 25                 | 1973 Argentine .....                                       | 49 |
| 9       |         |        |        |        |        |                    | 1974 .....   | 50 |
| 12      | 5       | 2      | 3      | -      | 1      | 45                 | 1973 Brésil .....  | 51 |
| 14      |         |        |        |        |        |                    | 1974 .....   | 52 |
| 5       | 6       | 2      | 1      | -      | 3      | 28                 | 1973 Colombie .....  | 53 |
| 7       |         |        |        |        |        |                    | 1974 .....   | 54 |
| 2       | 1       | 3      | -      | -      | -      | 6                  | 1973 Guyane .....  | 55 |
| 3       |         |        |        |        |        |                    | 1974 .....   | 56 |
| 1       | 5       | 5      | 1      | 1      | -      | 21                 | 1973 Venezuela .....                                       | 57 |
| 5       |         |        |        |        |        |                    | 1974 .....   | 58 |
| 14      | 1       | 18     | 4      | 5      | 2      | 66                 | 1973 Autres .....  | 59 |
| 9       |         |        |        |        |        |                    | 1974 .....   | 60 |
| 38      | 22      | 34     | 12     | 8      | 6      | 191                | 1973 Total .....   | 61 |
| 47      |         |        |        |        |        |                    | 1974 .....   | 62 |
|         |         |        |        |        |        |                    | <u>Océanie et autres îles<br/>océaniques</u>               |    |
| 190     | 196     | 160    | 137    | 56     | 44     | 1,103              | 1973 Australie .....                                       | 63 |
| 212     |         |        |        |        |        |                    | 1974 .....   | 64 |
| 77      | 57      | 50     | 67     | 27     | 34     | 408                | 1973 Nouvelle-Zélande .....                                | 65 |
| 91      |         |        |        |        |        |                    | 1974 .....   | 66 |
| 9       | 1       | 4      | 3      | -      | 1      | 25                 | 1973 Autres .....  | 67 |
| 2       |         |        |        |        |        |                    | 1974 .....   | 68 |
| 276     | 254     | 214    | 207    | 83     | 79     | 1,536              | 1973 Total .....   | 69 |
| 305     |         |        |        |        |        |                    | 1974 .....   | 70 |
| 159,917 | 125,867 | 55,236 | 38,504 | 22,466 | 21,169 | 614,316            | 1973 Total global .....                                    | 71 |
| 129,563 |         |        |        |        |        |                    | 1974 .....   | 72 |

(1) D'autres renseignements sont disponibles par pays, sur demande.

TABLE 12C. Resident Travellers Returning to Canada by Type of Transportation

| No.  | Type of transportation        | J    | F      | M      | A      | M      | J      | Six months<br>-<br>Six mois |         |
|--|-------------------------------|------|--------|--------|--------|--------|--------|-----------------------------|---------|
| Returning from the United States(1)                      |                               |      |        |        |        |        |        |                             |         |
| <u>Land</u>  |                               |      |        |        |        |        |        |                             |         |
| 1  | Automobile .....              | 1973 | 22,290 | 21,207 | 27,462 | 33,036 | 33,102 | 31,613                      | 168,710 |
| 2  |                               | 1974 | 15,074 | 17,670 | 20,161 | 32,988 | 33,755 | 44,026                      | 163,674 |
| 3  | Same day .....                | 1973 | 11,605 | 11,338 | 14,284 | 15,592 | 18,450 | 17,757                      | 89,026  |
| 4  |                               | 1974 | 8,747  | 10,740 | 12,024 | 16,871 | 19,411 | 25,891                      | 93,684  |
| 5  | One night .....               | 1973 | 1,389  | 1,355  | 1,832  | 1,963  | 2,099  | 2,108                       | 10,746  |
| 6  |                               | 1974 | 1,112  | 1,623  | 1,839  | 2,031  | 2,431  | 3,459                       | 12,495  |
| 7  | Two or more nights .....      | 1973 | 9,296  | 8,514  | 11,346 | 15,481 | 12,553 | 11,748                      | 68,938  |
| 8  |                               | 1974 | 5,215  | 5,307  | 6,298  | 14,086 | 11,913 | 14,676                      | 57,495  |
| 9  | Bus .....                     | 1973 | 744    | 602    | 514    | 879    | 823    | 848                         | 4,410   |
| 10   |                               | 1974 | 792    | 586    | 839    | 1,073  | 828    | 755                         | 4,873   |
| 11   | Same day .....                | 1973 | 179    | 55     | 99     | 139    | 79     | 288                         | 839     |
| 12   |                               | 1974 | 161    | 27     | 64     | 72     | 91     | 263                         | 678     |
| 13   | One or more nights .....      | 1973 | 565    | 547    | 415    | 740    | 744    | 560                         | 3,571   |
| 14   |                               | 1974 | 631    | 559    | 775    | 1,001  | 737    | 492                         | 4,195   |
| 15   | Rail .....                    | 1973 | -      | -      | -      | -      | -      | -                           | -       |
| 16   |                               | 1974 | -      | -      | -      | -      | -      | -                           | -       |
| 17   | Other methods .....           | 1973 | 387    | 367    | 488    | 475    | 783    | 590                         | 3,090   |
| 18   |                               | 1974 | 417    | 493    | 606    | 832    | 850    | 1,246                       | 4,444   |
| 19   | Total land .....              | 1973 | 23,421 | 22,176 | 28,464 | 34,390 | 34,708 | 33,051                      | 176,210 |
| 20   |                               | 1974 | 16,283 | 18,749 | 21,606 | 34,893 | 35,433 | 46,027                      | 172,991 |
| <u>Air</u>   |                               |      |        |        |        |        |        |                             |         |
| 21   | Commercial .....              | 1973 | 7,521  | 5,697  | 7,117  | 6,886  | 4,400  | 3,649                       | 35,270  |
| 22   |                               | 1974 | 9,917  | 8,685  | 9,229  | 12,711 | 5,780  | 5,592                       | 51,914  |
| 23   | Private .....                 | 1973 | 279    | 236    | 399    | 354    | 380    | 274                         | 1,922   |
| 24   |                               | 1974 | 287    | 402    | 308    | 609    | 400    | 408                         | 2,414   |
| 25   | Total air .....               | 1973 | 7,800  | 5,933  | 7,516  | 7,240  | 4,780  | 3,923                       | 37,192  |
| 26   |                               | 1974 | 10,204 | 9,087  | 9,537  | 13,320 | 6,180  | 6,000                       | 54,328  |
| <u>Marine</u>  |                               |      |        |        |        |        |        |                             |         |
| 27   | Commercial .....              | 1973 | -      | -      | -      | -      | -      | -                           | -       |
| 28   |                               | 1974 | -      | -      | -      | -      | -      | -                           | -       |
| 29   | Private .....                 | 1973 | -      | -      | -      | -      | -      | -                           | -       |
| 30   |                               | 1974 | -      | -      | -      | -      | -      | -                           | -       |
| 31   | Total marine .....            | 1973 | -      | -      | -      | -      | -      | -                           | -       |
| 32   |                               | 1974 | -      | -      | -      | -      | -      | -                           | -       |
| 33   | Total .....                   | 1973 | 31,221 | 28,109 | 35,980 | 41,630 | 39,488 | 36,974                      | 213,402 |
| 34   |                               | 1974 | 26,487 | 27,836 | 31,143 | 48,213 | 41,613 | 52,027                      | 227,319 |
| Returning from countries other than the United States(2) |                               |      |        |        |        |        |        |                             |         |
| <u>Land (via the U.S.A.)</u>                             |                               |      |        |        |        |        |        |                             |         |
| 35   |                               | 1973 | 14     | 8      | 4      | 21     | 12     | 18                          | 77      |
| 36   |                               | 1974 | 4      | 9      | 25     | 10     | 21     | 61                          | 130     |
| <u>Air</u>   |                               |      |        |        |        |        |        |                             |         |
| 37   | Returning direct .....        | 1973 | 5,058  | 5,047  | 4,908  | 4,789  | 5,229  | 5,098                       | 30,129  |
| 38   |                               | 1974 | 5,131  | 4,519  | 4,593  | 5,277  | 3,689  | 4,723                       | 27,932  |
| 39   | Returning via the U.S.A. .... | 1973 | 54     | 45     | 60     | 203    | 79     | 43                          | 484     |
| 40   |                               | 1974 | 306    | 139    | 1,732  | 980    | 31     | 32                          | 3,220   |
| 41   | Total air .....               | 1973 | 5,112  | 5,092  | 4,968  | 4,992  | 5,308  | 5,141                       | 30,613  |
| 42   |                               | 1974 | 5,437  | 4,658  | 6,325  | 6,257  | 3,720  | 4,755                       | 31,152  |
| <u>Marine</u>  |                               |      |        |        |        |        |        |                             |         |
| 43   | Returning direct .....        | 1973 | -      | -      | -      | -      | -      | -                           | -       |
| 44   |                               | 1974 | -      | -      | -      | -      | -      | -                           | -       |
| 45   | Returning via the U.S.A. .... | 1973 | -      | -      | -      | -      | -      | -                           | -       |
| 46   |                               | 1974 | -      | -      | -      | -      | -      | -                           | -       |
| 47   | Total marine .....            | 1973 | -      | -      | -      | -      | -      | -                           | -       |
| 48   |                               | 1974 | -      | -      | -      | -      | -      | -                           | -       |
| 49   | Total .....                   | 1973 | 5,126  | 5,100  | 4,972  | 5,013  | 5,320  | 5,159                       | 30,690  |
| 50   |                               | 1974 | 5,441  | 4,667  | 6,350  | 6,267  | 3,741  | 4,816                       | 31,282  |
| 51   | Grand total .....             | 1973 | 36,347 | 33,209 | 40,952 | 46,643 | 44,808 | 42,133                      | 244,092 |
| 52   |                               | 1974 | 31,928 | 32,503 | 37,493 | 54,480 | 45,354 | 56,843                      | 258,601 |

(1) Continental United States and Alaska.

(2) Includes Hawaii, Puerto Rico, Philippines and other U.S. protectorates.

TABLEAU 12C. Voyageurs résidents revenant au Canada, selon le moyen de transport

| J   | A      | S      | O      | N      | D      | Year<br>-<br>Année | Moyen de<br>transport            | No |
|---|--------|--------|--------|--------|--------|--------------------|----------------------------------|----|
| Rentrée des États-Unis(1)                     |        |        |        |        |        |                    |                                  |    |
|   |        |        |        |        |        |                    | <u>Par terre</u>                 |    |
| 68,056  | 63,941 | 40,064 | 34,362 | 18,892 | 16,958 | 410,983            | 1973 Automobile .....            | 1  |
| 64,035  |        |        |        |        |        |                    | 1974 .....                       | 2  |
| 34,957  | 27,192 | 21,666 | 18,950 | 11,449 | 10,173 | 213,413            | 1973 Même jour .....             | 3  |
| 27,950  |        |        |        |        |        |                    | 1974 .....                       | 4  |
| 6,001   | 5,423  | 3,353  | 2,583  | 1,468  | 1,370  | 30,944             | 1973 Une nuit .....              | 5  |
| 5,205   |        |        |        |        |        |                    | 1974 .....                       | 6  |
| 27,098  | 31,326 | 15,045 | 12,829 | 5,975  | 5,415  | 166,626            | 1973 Deux nuits ou plus .....    | 7  |
| 30,880  |        |        |        |        |        |                    | 1974 .....                       | 8  |
| 1,408   | 811    | 547    | 721    | 507    | 498    | 8,902              | 1973 Autocar .....               | 9  |
| 1,670   |        |        |        |        |        |                    | 1974 .....                       | 10 |
| 137   | 151    | 91     | 103    | 165    | 96     | 1,582              | 1973 Même jour .....             | 11 |
| 378   |        |        |        |        |        |                    | 1974 .....                       | 12 |
| 1,271   | 660    | 456    | 618    | 342    | 402    | 7,320              | 1973 Une nuit ou plus .....      | 13 |
| 1,292   |        |        |        |        |        |                    | 1974 .....                       | 14 |
| -   | -      | -      | -      | -      | -      | -                  | 1973 Chemin de fer .....         | 15 |
| -   |        |        |        |        |        |                    | 1974 .....                       | 16 |
| 638   | 963    | 825    | 796    | 701    | 513    | 7,526              | 1973 Autres moyens .....         | 17 |
| 1,090   |        |        |        |        |        |                    | 1974 .....                       | 18 |
| 70,102  | 65,715 | 41,436 | 35,879 | 20,100 | 17,969 | 427,411            | 1973 Total, par terre .....      | 19 |
| 66,795  |        |        |        |        |        |                    | 1974 .....                       | 20 |
|   |        |        |        |        |        |                    | <u>Par air</u>                   |    |
| 3,276   | 4,328  | 3,933  | 4,536  | 4,627  | 5,496  | 61,466             | 1973 Commercial .....            | 21 |
| 5,686   |        |        |        |        |        |                    | 1974 .....                       | 22 |
| 312   | 343    | 270    | 301    | 157    | 195    | 3,500              | 1973 Privé .....                 | 23 |
| 324   |        |        |        |        |        |                    | 1974 .....                       | 24 |
| 3,588   | 4,671  | 4,203  | 4,837  | 4,784  | 5,691  | 66,966             | 1973 Total, par air .....        | 25 |
| 6,010   |        |        |        |        |        |                    | 1974 .....                       | 26 |
|   |        |        |        |        |        |                    | <u>Par mer</u>                   |    |
| -   | -      | -      | -      | -      | -      | -                  | 1973 Commercial .....            | 27 |
| -   |        |        |        |        |        |                    | 1974 .....                       | 28 |
| -   | -      | -      | -      | -      | -      | -                  | 1973 Privé .....                 | 29 |
| -   |        |        |        |        |        |                    | 1974 .....                       | 30 |
| -   | -      | -      | -      | -      | -      | -                  | 1973 Total, par mer .....        | 31 |
| -   |        |        |        |        |        |                    | 1974 .....                       | 32 |
| 73,690  | 70,386 | 45,639 | 40,716 | 24,884 | 23,660 | 492,377            | 1973 Total .....                 | 33 |
| 72,805  |        |        |        |        |        |                    | 1974 .....                       | 34 |
| Rentrée des pays autres que les États-Unis(2) |        |        |        |        |        |                    |                                  |    |
|   |        |        |        |        |        |                    | <u>Par terre (via les É.-U.)</u> |    |
| 55  | 51     | 27     | 67     | 20     | 4      | 301                | 1973 .....                       | 35 |
| 67  |        |        |        |        |        |                    | 1974 .....                       | 36 |
|   |        |        |        |        |        |                    | <u>Par air</u>                   |    |
| 7,178   | 8,466  | 5,544  | 4,871  | 1,810  | 1,567  | 59,565             | 1973 Rentrée directe .....       | 37 |
| 6,308   |        |        |        |        |        |                    | 1974 .....                       | 38 |
| 79  | 137    | 28     | 132    | 14     | 11     | 885                | 1973 Rentrée via les É.-U. ....  | 39 |
| 41  |        |        |        |        |        |                    | 1974 .....                       | 40 |
| 7,257   | 8,603  | 5,572  | 5,003  | 1,824  | 1,578  | 60,450             | 1973 Total, par air .....        | 41 |
| 6,349   |        |        |        |        |        |                    | 1974 .....                       | 42 |
|   |        |        |        |        |        |                    | <u>Par mer</u>                   |    |
| -   | -      | -      | -      | -      | -      | -                  | 1973 Rentrée directe .....       | 43 |
| -   |        |        |        |        |        |                    | 1974 .....                       | 44 |
| -   | -      | -      | -      | -      | -      | -                  | 1973 Rentrée via les É.-U. ....  | 45 |
| -   |        |        |        |        |        |                    | 1974 .....                       | 46 |
| -   | -      | -      | -      | -      | -      | -                  | 1973 Total, par mer .....        | 47 |
| -   |        |        |        |        |        |                    | 1974 .....                       | 48 |
| 7,312   | 8,654  | 5,599  | 5,070  | 1,844  | 1,582  | 60,751             | 1973 Total .....                 | 49 |
| 6,416   |        |        |        |        |        |                    | 1974 .....                       | 50 |
| 81,002  | 79,040 | 51,238 | 45,786 | 26,728 | 25,242 | 553,128            | 1973 Total global .....          | 51 |
| 79,221  |        |        |        |        |        |                    | 1974 .....                       | 52 |

(1) États-Unis continentaux et Alaska.

(2) Comprend Hawaï, Porto Rico, Philippines et les autres protections des États-Unis.

TABLE 12D. Number of Vehicles Travelling Between Canada and the United States

| No.                    | Type of vehicle                |      | J      | F      | M      | A      | M      | J      | Six months<br>-<br>Six mois |
|------------------------|--------------------------------|------|--------|--------|--------|--------|--------|--------|-----------------------------|
| United States vehicles |                                |      |        |        |        |        |        |        |                             |
| <u>Automobile</u>      |                                |      |        |        |        |        |        |        |                             |
| 1                      | Same day .....                 | 1973 | 3,311  | 3,304  | 3,698  | 4,473  | 4,805  | 6,418  | 26,009                      |
| 2                      |                                | 1974 | 2,961  | 3,443  | 3,953  | 4,782  | 5,513  | 8,528  | 29,280                      |
| 3                      | One night .....                | 1973 | 415    | 484    | 440    | 441    | 530    | 1,152  | 3,462                       |
| 4                      |                                | 1974 | 484    | 539    | 694    | 698    | 912    | 1,662  | 4,989                       |
| 5                      | Two or more nights .....       | 1973 | 2,017  | 2,135  | 2,767  | 3,534  | 4,393  | 12,746 | 27,592                      |
| 6                      |                                | 1974 | 1,507  | 1,564  | 2,038  | 2,947  | 3,654  | 10,463 | 22,175                      |
| 7                      | Total .....                    | 1973 | 5,743  | 5,923  | 6,905  | 8,448  | 9,720  | 20,316 | 57,063                      |
| 8                      |                                | 1974 | 4,952  | 5,546  | 6,685  | 8,427  | 10,079 | 20,753 | 56,442                      |
| 9                      | Trucks used commercially ..... | 1973 | 1,699  | 1,702  | 1,837  | 1,914  | 2,095  | 2,045  | 11,292                      |
| 10                     |                                | 1974 | 1,624  | 1,865  | 2,502  | 2,473  | 2,687  | 3,160  | 14,311                      |
| 11                     | Other vehicles .....           | 1973 | -      | -      | 7      | 6      | 38     | 153    | 204                         |
| 12                     |                                | 1974 | -      | 2      | 8      | 39     | 78     | 309    | 436                         |
| 13                     | Total .....                    | 1973 | 7,442  | 7,625  | 8,749  | 10,368 | 11,861 | 22,514 | 68,559                      |
| 14                     |                                | 1974 | 6,576  | 7,413  | 9,195  | 10,939 | 12,844 | 24,222 | 71,189                      |
| Canadian vehicles      |                                |      |        |        |        |        |        |        |                             |
| <u>Automobile</u>      |                                |      |        |        |        |        |        |        |                             |
| 15                     | Same day .....                 | 1973 | 4,912  | 4,664  | 5,682  | 6,388  | 6,806  | 6,900  | 35,352                      |
| 16                     |                                | 1974 | 3,704  | 4,513  | 5,064  | 6,928  | 7,675  | 9,673  | 37,557                      |
| 17                     | One night .....                | 1973 | 610    | 583    | 692    | 799    | 815    | 832    | 4,331                       |
| 18                     |                                | 1974 | 476    | 684    | 783    | 880    | 1,003  | 1,405  | 5,231                       |
| 19                     | Two or more nights .....       | 1973 | 3,391  | 3,154  | 4,415  | 5,667  | 4,646  | 4,647  | 25,920                      |
| 20                     |                                | 1974 | 1,890  | 2,042  | 2,472  | 4,946  | 4,510  | 5,547  | 21,407                      |
| 21                     | Total .....                    | 1973 | 8,913  | 8,401  | 10,789 | 12,854 | 12,267 | 12,379 | 65,603                      |
| 22                     |                                | 1974 | 6,070  | 7,239  | 8,319  | 12,754 | 13,188 | 16,625 | 64,195                      |
| 23                     | Trucks used commercially ..... | 1973 | 1,109  | 1,337  | 1,210  | 1,187  | 1,347  | 1,159  | 7,349                       |
| 24                     |                                | 1974 | 931    | 1,340  | 1,482  | 1,528  | 1,673  | 1,732  | 8,686                       |
| 25                     | Other vehicles .....           | 1973 | -      | 2      | 25     | 19     | 108    | 106    | 260                         |
| 26                     |                                | 1974 | -      | 17     | 17     | 114    | 135    | 267    | 550                         |
| 27                     | Total .....                    | 1973 | 10,022 | 9,740  | 12,024 | 14,060 | 13,722 | 13,644 | 73,212                      |
| 28                     |                                | 1974 | 7,001  | 8,596  | 9,818  | 14,396 | 14,996 | 18,624 | 73,431                      |
| Total vehicles         |                                |      |        |        |        |        |        |        |                             |
| <u>Automobile</u>      |                                |      |        |        |        |        |        |        |                             |
| 29                     | Same day .....                 | 1973 | 8,223  | 7,968  | 9,380  | 10,861 | 11,611 | 13,318 | 61,361                      |
| 30                     |                                | 1974 | 6,665  | 7,956  | 9,017  | 11,710 | 13,188 | 18,301 | 66,837                      |
| 31                     | One night .....                | 1973 | 1,025  | 1,067  | 1,132  | 1,240  | 1,345  | 1,984  | 7,793                       |
| 32                     |                                | 1974 | 960    | 1,223  | 1,477  | 1,578  | 1,915  | 3,067  | 10,220                      |
| 33                     | Two or more nights .....       | 1973 | 5,408  | 5,289  | 7,182  | 9,201  | 9,039  | 17,393 | 53,512                      |
| 34                     |                                | 1974 | 3,397  | 3,606  | 4,510  | 7,893  | 8,164  | 16,010 | 43,580                      |
| 35                     | Total .....                    | 1973 | 14,656 | 14,324 | 17,694 | 21,302 | 21,995 | 32,695 | 122,666                     |
| 36                     |                                | 1974 | 11,022 | 12,785 | 15,004 | 21,181 | 23,267 | 37,378 | 120,637                     |
| 37                     | Trucks used commercially ..... | 1973 | 2,808  | 3,039  | 3,047  | 3,101  | 3,442  | 3,204  | 18,641                      |
| 38                     |                                | 1974 | 2,555  | 3,205  | 3,984  | 4,001  | 4,360  | 4,892  | 22,997                      |
| 39                     | Other vehicles .....           | 1973 | -      | 2      | 32     | 25     | 146    | 259    | 464                         |
| 40                     |                                | 1974 | -      | 19     | 25     | 153    | 213    | 576    | 986                         |
| 41                     | Total .....                    | 1973 | 17,464 | 17,365 | 20,773 | 24,428 | 25,583 | 36,158 | 141,771                     |
| 42                     |                                | 1974 | 13,577 | 16,009 | 19,013 | 25,335 | 27,840 | 42,846 | 144,620                     |

TABLEAU 12D. Nombre de véhicules voyageant entre le Canada et les États-Unis

| J                        | A      | S      | O      | N      | D      | Year<br>-<br>Année | Genre de véhicule              | N° |
|--------------------------|--------|--------|--------|--------|--------|--------------------|--------------------------------|----|
| Véhicules des États-Unis |        |        |        |        |        |                    |                                |    |
|                          |        |        |        |        |        |                    | <u>Automobile</u>              |    |
| 12,222                   | 10,851 | 6,189  | 5,837  | 3,963  | 3,440  | 68,511             | 1973 Même jour .....           | 1  |
| 9,761                    |        |        |        |        |        |                    | 1974                           | 2  |
| 2,642                    | 2,728  | 1,552  | 1,224  | 761    | 669    | 13,038             | 1973 Une nuit .....            | 3  |
| 2,424                    |        |        |        |        |        |                    | 1974                           | 4  |
| 28,094                   | 23,371 | 10,381 | 5,793  | 2,894  | 2,513  | 100,638            | 1973 Deux nuits ou plus .....  | 5  |
| 20,554                   |        |        |        |        |        |                    | 1974                           | 6  |
| 42,958                   | 36,950 | 18,122 | 12,854 | 7,618  | 6,622  | 182,187            | 1973 Total .....               | 7  |
| 32,719                   |        |        |        |        |        |                    | 1974                           | 8  |
| 1,994                    | 2,003  | 1,938  | 2,096  | 1,803  | 1,556  | 22,682             | 1973 Camions commerciaux ..... | 9  |
| 2,538                    |        |        |        |        |        |                    | 1974                           | 10 |
| 572                      | 429    | 61     | 7      | 1      | 3      | 1,277              | 1973 Autres véhicules .....    | 11 |
| 661                      |        |        |        |        |        |                    | 1974                           | 12 |
| 45,524                   | 39,382 | 20,121 | 14,957 | 9,422  | 8,181  | 206,146            | 1973 Total .....               | 13 |
| 35,918                   |        |        |        |        |        |                    | 1974                           | 14 |
| Véhicules du Canada      |        |        |        |        |        |                    |                                |    |
|                          |        |        |        |        |        |                    | <u>Automobile</u>              |    |
| 12,190                   | 10,180 | 8,384  | 7,775  | 5,125  | 4,415  | 83,421             | 1973 Même jour .....           | 15 |
| 10,194                   |        |        |        |        |        |                    | 1974                           | 16 |
| 2,214                    | 2,157  | 1,472  | 1,177  | 689    | 603    | 12,643             | 1973 Une nuit .....            | 17 |
| 1,898                    |        |        |        |        |        |                    | 1974                           | 18 |
| 8,866                    | 10,289 | 5,794  | 4,873  | 2,445  | 2,187  | 60,374             | 1973 Deux nuits ou plus .....  | 19 |
| 10,093                   |        |        |        |        |        |                    | 1974                           | 20 |
| 23,270                   | 22,626 | 15,650 | 13,825 | 8,259  | 7,205  | 156,438            | 1973 Total .....               | 21 |
| 22,185                   |        |        |        |        |        |                    | 1974                           | 22 |
| 1,148                    | 1,241  | 1,333  | 1,532  | 1,318  | 1,059  | 14,980             | 1973 Camions commerciaux ..... | 23 |
| 1,324                    |        |        |        |        |        |                    | 1974                           | 24 |
| 204                      | 150    | 70     | 44     | 6      | 1      | 735                | 1973 Autres véhicules .....    | 25 |
| 299                      |        |        |        |        |        |                    | 1974                           | 26 |
| 24,622                   | 24,017 | 17,053 | 15,401 | 9,583  | 8,265  | 172,153            | 1973 Total .....               | 27 |
| 23,808                   |        |        |        |        |        |                    | 1974                           | 28 |
| Total, véhicules         |        |        |        |        |        |                    |                                |    |
|                          |        |        |        |        |        |                    | <u>Automobile</u>              |    |
| 24,412                   | 21,031 | 14,573 | 13,612 | 9,088  | 7,855  | 151,932            | 1973 Même jour .....           | 29 |
| 19,935                   |        |        |        |        |        |                    | 1974                           | 30 |
| 4,856                    | 4,885  | 3,024  | 2,401  | 1,450  | 1,272  | 25,681             | 1973 Une nuit .....            | 31 |
| 4,322                    |        |        |        |        |        |                    | 1974                           | 32 |
| 36,960                   | 33,660 | 16,175 | 10,666 | 5,339  | 4,700  | 161,012            | 1973 Deux nuits ou plus .....  | 33 |
| 30,647                   |        |        |        |        |        |                    | 1974                           | 34 |
| 66,228                   | 59,576 | 33,772 | 26,679 | 15,877 | 13,827 | 338,625            | 1973 Total .....               | 35 |
| 54,904                   |        |        |        |        |        |                    | 1974                           | 36 |
| 3,142                    | 3,244  | 3,271  | 3,628  | 3,121  | 2,615  | 37,662             | 1973 Camions commerciaux ..... | 37 |
| 3,862                    |        |        |        |        |        |                    | 1974                           | 38 |
| 776                      | 579    | 131    | 51     | 7      | 4      | 2,012              | 1973 Autres véhicules .....    | 39 |
| 960                      |        |        |        |        |        |                    | 1974                           | 40 |
| 70,146                   | 63,399 | 37,174 | 30,358 | 19,005 | 16,446 | 378,299            | 1973 Total .....               | 41 |
| 59,726                   |        |        |        |        |        |                    | 1974                           | 42 |

TABLE 13A. Non-resident Travellers Entering Canada by Type of Transportation

| No.   | Type of transportation            | J       | F       | M       | A       | M       | J       | Six months<br>—<br>Six mois |
|---|-----------------------------------|---------|---------|---------|---------|---------|---------|-----------------------------|
| Residents of the United States                      |                                   |         |         |         |         |         |         |                             |
| <u>Land</u>   |                                   |         |         |         |         |         |         |                             |
| 1   | Automobile ..... 1973             | 108,526 | 138,171 | 178,484 | 184,340 | 229,457 | 319,003 | 1,157,981                   |
| 2   | ..... 1974                        | 102,010 | 122,050 | 160,865 | 175,240 | 218,784 | 320,736 | 1,099,685                   |
| 3   | Same day ..... 1973               | 80,994  | 93,683  | 114,561 | 115,528 | 118,513 | 132,344 | 655,623                     |
| 4   | ..... 1974                        | 75,638  | 82,931  | 103,440 | 106,955 | 118,209 | 135,139 | 622,312                     |
| 5   | One night ..... 1973              | 8,315   | 12,523  | 17,298  | 15,764  | 18,604  | 24,873  | 97,377                      |
| 6   | ..... 1974                        | 7,148   | 9,509   | 14,081  | 14,581  | 17,326  | 24,953  | 87,598                      |
| 7   | Two or more nights ..... 1973     | 19,217  | 31,965  | 46,625  | 53,048  | 92,340  | 161,786 | 404,981                     |
| 8   | ..... 1974                        | 19,224  | 29,610  | 43,344  | 53,704  | 83,249  | 160,644 | 389,775                     |
| 9   | Bus ..... 1973                    | 6,182   | 6,820   | 9,508   | 10,631  | 20,570  | 13,559  | 67,270                      |
| 10  | ..... 1974                        | 7,506   | 7,667   | 10,539  | 11,479  | 17,781  | 18,137  | 73,109                      |
| 11  | Same day ..... 1973               | 2,756   | 3,836   | 4,423   | 4,338   | 9,475   | 4,383   | 29,211                      |
| 12  | ..... 1974                        | 3,413   | 3,461   | 4,201   | 4,371   | 6,779   | 3,203   | 47,681                      |
| 13  | One or more nights ..... 1973     | 3,426   | 2,984   | 5,085   | 6,293   | 11,095  | 9,176   | 38,059                      |
| 14  | ..... 1974                        | 4,093   | 4,206   | 6,338   | 7,108   | 11,002  | 14,934  | 25,428                      |
| 15  | Rail ..... 1973                   | 240     | 309     | 290     | 181     | 291     | 362     | 1,673                       |
| 16  | ..... 1974                        | 534     | 696     | 924     | 688     | 940     | 1,035   | 4,817                       |
| 17  | Other Methods ..... 1973          | 1,515   | 1,952   | 3,336   | 4,174   | 19,177  | 27,998  | 58,152                      |
| 18  | ..... 1974                        | 1,525   | 1,812   | 3,368   | 4,728   | 16,292  | 28,825  | 56,550                      |
| 19  | Total land ..... 1973             | 116,463 | 147,252 | 191,618 | 199,326 | 269,495 | 360,922 | 1,285,076                   |
| 20  | ..... 1974                        | 111,575 | 132,225 | 175,696 | 192,135 | 253,797 | 368,733 | 1,234,161                   |
| <u>Air</u>  |                                   |         |         |         |         |         |         |                             |
| 21  | Commercial ..... 1973             | 7,559   | 7,211   | 6,681   | 9,625   | 12,913  | 18,705  | 62,694                      |
| 22  | ..... 1974                        | 9,203   | 8,767   | 11,110  | 7,413   | 14,817  | 22,328  | 73,638                      |
| 23  | Private ..... 1973                | 852     | 942     | 1,136   | 1,591   | 2,244   | 3,671   | 10,436                      |
| 24  | ..... 1974                        | 725     | 884     | 1,045   | 1,666   | 2,466   | 3,682   | 10,468                      |
| 25  | Total air ..... 1973              | 8,411   | 8,153   | 7,817   | 11,216  | 15,157  | 22,376  | 73,130                      |
| 26  | ..... 1974                        | 9,928   | 9,651   | 12,155  | 9,079   | 17,283  | 26,010  | 84,106                      |
| <u>Marine</u>                                       |                                   |         |         |         |         |         |         |                             |
| 27  | Commercial ..... 1973             | 43      | 201     | 464     | 238     | 2,808   | 7,288   | 11,042                      |
| 28  | ..... 1974                        | 61      | 41      | 357     | 367     | 1,249   | 5,632   | 7,707                       |
| 29  | Private ..... 1973                | 77      | 11      | 184     | 517     | 2,423   | 3,905   | 7,117                       |
| 30  | ..... 1974                        | 42      | 89      | 261     | 597     | 2,281   | 4,274   | 7,544                       |
| 31  | Total marine ..... 1973           | 120     | 212     | 648     | 755     | 5,231   | 11,193  | 18,159                      |
| 32  | ..... 1974                        | 103     | 130     | 618     | 964     | 3,530   | 9,906   | 15,251                      |
| 33  | Total ..... 1973                  | 124,994 | 155,617 | 200,083 | 211,297 | 289,883 | 394,491 | 1,376,365                   |
| 34  | ..... 1974                        | 121,606 | 142,006 | 188,469 | 202,178 | 274,610 | 404,649 | 1,333,518                   |
| Residents of countries other than the United States |                                   |         |         |         |         |         |         |                             |
| <u>Land (via the U.S.A.)</u>                        |                                   |         |         |         |         |         |         |                             |
| 35  | Same day ..... 1973               | 182     | 203     | 264     | 352     | 568     | 871     | 2,440                       |
| 36  | ..... 1974                        | 199     | 111     | 191     | 242     | 585     | 1,201   | 2,529                       |
| 37  | One or more nights ..... 1973     | 396     | 324     | 484     | 751     | 1,451   | 2,531   | 5,937                       |
| 38  | ..... 1974                        | 546     | 506     | 859     | 1,518   | 2,115   | 3,830   | 9,374                       |
| 39  | Total land ..... 1973             | 578     | 527     | 748     | 1,103   | 2,019   | 3,402   | 8,377                       |
| 40  | ..... 1974                        | 745     | 617     | 1,050   | 1,760   | 2,700   | 5,031   | 11,903                      |
| <u>Air</u>  |                                   |         |         |         |         |         |         |                             |
| 41  | Entering direct ..... 1973        | 1,529   | 1,790   | 1,863   | 3,223   | 4,887   | 9,357   | 22,649                      |
| 42  | ..... 1974                        | 1,734   | 1,696   | 2,474   | 2,474   | 7,219   | 11,064  | 26,984                      |
| 43  | Entering via the U.S.A. .... 1973 | 1,226   | 919     | 1,143   | 1,733   | 2,335   | 3,673   | 11,029                      |
| 44  | ..... 1974                        | 1,812   | 1,488   | 2,044   | 3,525   | 3,384   | 4,728   | 16,981                      |
| 45  | Total air ..... 1973              | 2,755   | 2,709   | 3,006   | 4,956   | 7,222   | 13,030  | 33,678                      |
| 46  | ..... 1974                        | 3,546   | 3,184   | 4,841   | 5,999   | 10,603  | 15,792  | 43,965                      |
| <u>Marine</u>                                       |                                   |         |         |         |         |         |         |                             |
| 47  | Entering direct ..... 1973        | —       | 1,044   | 47      | 3       | —       | 78      | 1,172                       |
| 48  | ..... 1974                        | 9       | 1       | 18      | 71      | 275     | 1,162   | 1,536                       |
| 49  | Entering via the U.S.A. .... 1973 | 775     | 413     | 17      | 318     | 82      | 30      | 1,635                       |
| 50  | ..... 1974                        | —       | 2       | 125     | 6       | 78      | 250     | 461                         |
| 51  | Total marine ..... 1973           | 775     | 1,457   | 64      | 321     | 82      | 108     | 2,807                       |
| 52  | ..... 1974                        | 9       | 3       | 143     | 77      | 353     | 1,412   | 1,997                       |
| 53  | Total ..... 1973                  | 4,108   | 4,693   | 3,818   | 6,380   | 9,323   | 16,540  | 44,862                      |
| 54  | ..... 1974                        | 4,300   | 3,804   | 5,034   | 7,836   | 13,656  | 22,235  | 57,865                      |
| 55  | Grand total ..... 1973            | 129,102 | 160,310 | 203,901 | 217,677 | 299,206 | 411,031 | 1,421,227                   |
| 56  | ..... 1974                        | 125,906 | 145,810 | 194,503 | 210,014 | 288,266 | 426,884 | 1,391,383                   |



TABLEAU 13A. Voyageurs non résidents entrant au Canada, selon le moyen de transport

| J   | A       | S       | O       | N       | D       | Year<br>-<br>Année | Moyen de<br>transport            | N <sup>o</sup> |
|---|---------|---------|---------|---------|---------|--------------------|----------------------------------|----------------|
| <b>Résidents des États-Unis</b>                     |         |         |         |         |         |                    |                                  |                |
|   |         |         |         |         |         |                    | <u>Par terre</u>                 |                |
| 503,715   | 490,975 | 282,211 | 188,484 | 149,924 | 135,299 | 2,908,589          | 1973 Automobile .....            | 1              |
| 449,282   |         |         |         |         |         |                    | 1974 .....                       | 2              |
| 188,719   | 187,869 | 134,380 | 102,878 | 85,132  | 86,526  | 1,441,127          | 1973 Même jour .....             | 3              |
| 163,706   |         |         |         |         |         |                    | 1974 .....                       | 4              |
| 32,142  | 36,359  | 23,016  | 19,011  | 23,228  | 10,720  | 241,853            | 1973 Une nuit .....              | 5              |
| 34,809  |         |         |         |         |         |                    | 1974 .....                       | 6              |
| 282,854   | 266,747 | 124,815 | 66,595  | 41,564  | 38,053  | 1,225,609          | 1973 Deux nuits ou plus .....    | 7              |
| 250,767   |         |         |         |         |         |                    | 1974 .....                       | 8              |
| 18,888  | 22,386  | 13,145  | 10,707  | 7,689   | 7,823   | 147,908            | 1973 Autocar .....               | 9              |
| 21,329  |         |         |         |         |         |                    | 1974 .....                       | 10             |
| 4,383   | 4,833   | 4,091   | 4,348   | 3,155   | 2,423   | 52,444             | 1973 Même jour .....             | 11             |
| 4,043   |         |         |         |         |         |                    | 1974 .....                       | 12             |
| 14,505  | 17,553  | 9,054   | 6,359   | 4,534   | 5,400   | 95,464             | 1973 Une nuit ou plus .....      | 13             |
| 17,286  |         |         |         |         |         |                    | 1974 .....                       | 14             |
| 1,187   | 443     | 420     | 452     | 796     | 669     | 5,640              | 1973 Chemin de fer .....         | 15             |
| 1,238   |         |         |         |         |         |                    | 1974 .....                       | 16             |
| 44,614  | 51,348  | 18,560  | 4,158   | 2,826   | 2,192   | 181,830            | 1973 Autres moyens .....         | 17             |
| 43,112  |         |         |         |         |         |                    | 1974 .....                       | 18             |
| 568,404   | 565,152 | 314,316 | 203,801 | 161,235 | 145,983 | 3,243,967          | 1973 Total, par terre .....      | 12             |
| 514,961   |         |         |         |         |         |                    | 1974 .....                       | 20             |
|   |         |         |         |         |         |                    | <u>Par air</u>                   |                |
| 25,207  | 23,024  | 18,652  | 11,945  | 9,412   | 11,692  | 162,626            | 1973 Commercial .....            | 21             |
| 27,136  |         |         |         |         |         |                    | 1974 .....                       | 22             |
| 4,939   | 6,877   | 2,796   | 1,374   | 726     | 661     | 27,809             | 1973 Privé .....                 | 23             |
| 5,074   |         |         |         |         |         |                    | 1974 .....                       | 24             |
| 30,146  | 29,901  | 21,448  | 13,319  | 10,138  | 12,353  | 190,435            | 1973 Total, par air .....        | 25             |
| 32,210  |         |         |         |         |         |                    | 1974 .....                       | 26             |
|   |         |         |         |         |         |                    | <u>Par mer</u>                   |                |
| 10,392  | 11,086  | 7,178   | 950     | 386     | 145     | 41,179             | 1973 Commercial .....            | 27             |
| 19,095  |         |         |         |         |         |                    | 1974 .....                       | 28             |
| 13,275  | 11,408  | 2,157   | 191     | 53      | 43      | 34,244             | 1973 Privé .....                 | 29             |
| 13,852  |         |         |         |         |         |                    | 1974 .....                       | 30             |
| 23,667  | 22,494  | 9,335   | 1,141   | 439     | 188     | 75,423             | 1973 Total, par mer .....        | 31             |
| 32,947  |         |         |         |         |         |                    | 1974 .....                       | 32             |
| 622,217   | 617,547 | 345,099 | 218,261 | 171,812 | 158,524 | 3,509,825          | 1973 Total .....                 | 33             |
| 580,118   |         |         |         |         |         |                    | 1974 .....                       | 34             |
| <b>Résidents des pays autres que les États-Unis</b> |         |         |         |         |         |                    |                                  |                |
|   |         |         |         |         |         |                    | <u>Par terre (via les É.-U.)</u> |                |
| 2,198   | 1,894   | 949     | 430     | 199     | 224     | 8,334              | 1973 Même jour .....             | 35             |
| 2,208   |         |         |         |         |         |                    | 1974 .....                       | 36             |
| 6,315   | 5,131   | 3,655   | 1,409   | 839     | 794     | 24,080             | 1973 Une nuit ou plus .....      | 37             |
| 8,649   |         |         |         |         |         |                    | 1974 .....                       | 38             |
| 8,513   | 7,025   | 4,604   | 1,839   | 1,038   | 1,018   | 32,414             | 1973 Total, par terre .....      | 39             |
| 10,857  |         |         |         |         |         |                    | 1974 .....                       | 40             |
|   |         |         |         |         |         |                    | <u>Par air</u>                   |                |
| 13,767  | 9,395   | 5,441   | 2,453   | 1,905   | 3,525   | 59,135             | 1973 Entrée directe .....        | 41             |
| 16,673  |         |         |         |         |         |                    | 1974 .....                       | 42             |
| 4,887   | 5,552   | 3,209   | 2,534   | 1,815   | 2,227   | 31,253             | 1973 Entrée via les É.U. ....    | 43             |
| 6,399   |         |         |         |         |         |                    | 1974 .....                       | 44             |
| 18,654  | 14,947  | 8,650   | 4,987   | 3,720   | 5,752   | 90,388             | 1973 Total, par air .....        | 45             |
| 23,072  |         |         |         |         |         |                    | 1974 .....                       | 46             |
|   |         |         |         |         |         |                    | <u>Par mer</u>                   |                |
| 44  | -       | 253     | -       | 163     | -       | 1,632              | 1973 Entrée directe .....        | 47             |
| -   |         |         |         |         |         |                    | 1974 .....                       | 48             |
| 67  | 114     | 25      | 4       | -       | 6       | 1,851              | 1973 Entrée via les É.-U. ....   | 49             |
| 61  |         |         |         |         |         |                    | 1974 .....                       | 50             |
| 111   | 114     | 278     | 4       | 163     | 6       | 3,483              | 1973 Total, par mer .....        | 51             |
| 61  |         |         |         |         |         |                    | 1974 .....                       | 52             |
| 27,278  | 22,086  | 13,532  | 6,830   | 4,921   | 6,776   | 126,285            | 1973 Total .....                 | 53             |
| 33,990  |         |         |         |         |         |                    | 1974 .....                       | 54             |
| 649,495   | 639,633 | 358,631 | 225,091 | 176,733 | 165,300 | 3,636,110          | 1973 Total global .....          | 55             |
| 614,108   |         |         |         |         |         |                    | 1974 .....                       | 56             |

TABLE 13B. Non-Resident Travellers Entering Canada by Country of Residence(1) - Continued

| No.                     | Country of residence             |      | J     | F     | M     | A     | M     | J      | Six months<br>-<br>Six mois |
|-------------------------|----------------------------------|------|-------|-------|-------|-------|-------|--------|-----------------------------|
| <u>Europe</u>           |                                  |      |       |       |       |       |       |        |                             |
| 1                       | Austria .....                    | 1973 | 7     | 33    | 9     | 18    | 21    | 74     | 162                         |
| 2                       |                                  | 1974 | 3     | 29    | 13    | 25    | 65    | 79     | 214                         |
| 3                       | Azores .....                     | 1973 | -     | -     | -     | -     | -     | -      | -                           |
| 4                       |                                  | 1974 | -     | -     | -     | -     | -     | -      | -                           |
| 5                       | Belgium .....                    | 1973 | 2     | 4     | 3     | 165   | 11    | 51     | 236                         |
| 6                       |                                  | 1974 | 11    | 3     | 15    | 29    | 40    | 62     | 160                         |
| 7                       | Bulgaria .....                   | 1973 | -     | -     | -     | -     | -     | 2      | 2                           |
| 8                       |                                  | 1974 | -     | -     | -     | -     | -     | -      | -                           |
| 9                       | Czechoslovakia .....             | 1973 | 1     | 3     | 5     | 14    | 8     | 20     | 51                          |
| 10                      |                                  | 1974 | 1     | 3     | 5     | 1     | 11    | 24     | 45                          |
| 11                      | Denmark .....                    | 1973 | 24    | 35    | 43    | 62    | 66    | 214    | 444                         |
| 12                      |                                  | 1974 | 40    | 49    | 31    | 89    | 86    | 258    | 553                         |
| 13                      | Finland .....                    | 1973 | 10    | 8     | 22    | 18    | 16    | 450    | 524                         |
| 14                      |                                  | 1974 | 11    | 11    | 24    | 45    | 26    | 641    | 758                         |
| 15                      | France .....                     | 1973 | 44    | 51    | 55    | 68    | 102   | 143    | 463                         |
| 16                      |                                  | 1974 | 47    | 49    | 64    | 96    | 118   | 234    | 608                         |
| 17                      | Germany (Federal Republic) ..... | 1973 | 77    | 118   | 167   | 247   | 417   | 1,105  | 2,131                       |
| 18                      |                                  | 1974 | 145   | 118   | 537   | 492   | 669   | 1,622  | 3,583                       |
| 19                      | Greece .....                     | 1973 | 10    | 4     | 6     | 10    | 10    | 14     | 54                          |
| 20                      |                                  | 1974 | 9     | 11    | 12    | 19    | 27    | 54     | 132                         |
| 21                      | Hungary .....                    | 1973 | 4     | -     | 1     | 1     | 8     | 72     | 86                          |
| 22                      |                                  | 1974 | 5     | -     | 4     | 5     | 20    | 101    | 135                         |
| 23                      | Ireland (Republic) .....         | 1973 | 13    | -     | 10    | 14    | 24    | 48     | 109                         |
| 24                      |                                  | 1974 | 8     | 14    | 9     | 18    | 29    | 40     | 118                         |
| 25                      | Italy .....                      | 1973 | 21    | 24    | 46    | 53    | 73    | 63     | 280                         |
| 26                      |                                  | 1974 | 31    | 24    | 37    | 57    | 92    | 92     | 292                         |
| 27                      | Malta .....                      | 1973 | 1     | 3     | -     | 2     | 5     | 2      | 8                           |
| 28                      |                                  | 1974 | -     | -     | -     | 1     | 2     | -      | 3                           |
| 29                      | Netherlands, The .....           | 1973 | 66    | 62    | 71    | 103   | 330   | 1,336  | 1,968                       |
| 30                      |                                  | 1974 | 203   | 67    | 189   | 302   | 554   | 1,448  | 2,763                       |
| 31                      | Norway .....                     | 1973 | 28    | 51    | 57    | 74    | 136   | 300    | 646                         |
| 32                      |                                  | 1974 | 44    | 56    | 84    | 96    | 107   | 521    | 908                         |
| 33                      | Poland .....                     | 1973 | 1     | 1     | -     | 3     | -     | 9      | 13                          |
| 34                      |                                  | 1974 | 3     | 3     | -     | 10    | 12    | 2      | 37                          |
| 35                      | Portugal .....                   | 1973 | 9     | -     | 11    | 27    | 8     | 15     | 70                          |
| 36                      |                                  | 1974 | 4     | 1     | 23    | 6     | 15    | 21     | 70                          |
| 37                      | Rumania .....                    | 1973 | -     | -     | -     | -     | 1     | -      | 1                           |
| 38                      |                                  | 1974 | -     | 1     | 1     | -     | -     | 5      | 7                           |
| 39                      | Spain .....                      | 1973 | 7     | 10    | 14    | 29    | 19    | 27     | 106                         |
| 40                      |                                  | 1974 | 13    | 9     | 8     | 12    | 19    | 27     | 88                          |
| 41                      | Sweden .....                     | 1973 | 49    | 32    | 73    | 125   | 104   | 230    | 613                         |
| 42                      |                                  | 1974 | 78    | 61    | 105   | 119   | 141   | 286    | 790                         |
| 43                      | Switzerland .....                | 1973 | 22    | 29    | 28    | 44    | 102   | 162    | 387                         |
| 44                      |                                  | 1974 | 27    | 12    | 43    | 87    | 137   | 273    | 579                         |
| 45                      | Turkey .....                     | 1973 | 11    | -     | -     | 1     | 4     | 8      | 24                          |
| 46                      |                                  | 1974 | 5     | 6     | 7     | 8     | 5     | 15     | 46                          |
| 47                      | United Kingdom .....             | 1973 | 690   | 1,809 | 599   | 1,098 | 2,782 | 5,012  | 11,990                      |
| 48                      |                                  | 1974 | 424   | 580   | 718   | 1,733 | 4,730 | 6,372  | 14,557                      |
| 49                      | U.S.S.R. ....                    | 1973 | 1     | 1     | 2     | 4     | 4     | 2      | 14                          |
| 50                      |                                  | 1974 | 5     | 1     | 3     | -     | 5     | 7      | 21                          |
| 51                      | Yugoslavia .....                 | 1973 | 7     | 8     | 5     | 5     | 9     | 29     | 63                          |
| 52                      |                                  | 1974 | 10    | 6     | 46    | 17    | 14    | 41     | 134                         |
| 53                      | Other .....                      | 1973 | 3     | 6     | 1     | 8     | 5     | 6      | 29                          |
| 54                      |                                  | 1974 | 1     | 1     | 7     | 13    | 7     | 33     | 62                          |
| 55                      | Total .....                      | 1973 | 1,107 | 2,292 | 1,228 | 2,193 | 4,262 | 9,392  | 20,474                      |
| 56                      |                                  | 1974 | 1,128 | 1,115 | 1,992 | 3,280 | 6,890 | 12,258 | 26,663                      |
| <u>Africa</u>           |                                  |      |       |       |       |       |       |        |                             |
| 57                      | Algeria .....                    | 1973 | -     | -     | -     | 5     | 1     | -      | 6                           |
| 58                      |                                  | 1974 | -     | -     | -     | -     | 1     | 2      | 3                           |
| 59                      | Egypt .....                      | 1973 | 3     | -     | 1     | 5     | -     | 4      | 13                          |
| 60                      |                                  | 1974 | -     | -     | 2     | -     | 1     | 10     | 13                          |
| 61                      | Rhodesia .....                   | 1973 | -     | -     | -     | 2     | 4     | 3      | 9                           |
| 62                      |                                  | 1974 | 1     | -     | 1     | 1     | 1     | 5      | 9                           |
| 63                      | South Africa .....               | 1973 | 27    | 14    | 24    | 31    | 77    | 202    | 375                         |
| 64                      |                                  | 1974 | 16    | 29    | 30    | 63    | 119   | 283    | 540                         |
| 65                      | Other .....                      | 1973 | 7     | 20    | 31    | 24    | 48    | 64     | 194                         |
| 66                      |                                  | 1974 | 24    | 12    | 19    | 35    | 85    | 57     | 232                         |
| 67                      | Total .....                      | 1973 | 37    | 34    | 56    | 67    | 130   | 273    | 597                         |
| 68                      |                                  | 1974 | 41    | 41    | 52    | 99    | 207   | 357    | 797                         |
| <u>Asia (Continued)</u> |                                  |      |       |       |       |       |       |        |                             |
| 69                      | Bangladesh .....                 | 1973 | -     | 1     | 2     | -     | 2     | 1      | 6                           |
| 70                      |                                  | 1974 | -     | -     | -     | -     | -     | 3      | 3                           |
| 71                      | China .....                      | 1973 | 6     | 7     | 8     | -     | -     | 53     | 89                          |
| 72                      |                                  | 1974 | -     | -     | 1     | 5     | 10    | 48     | 53                          |
| 73                      | Hong Kong .....                  | 1973 | 517   | 220   | 206   | 361   | 487   | 629    | 2,420                       |
| 74                      |                                  | 1974 | 465   | 218   | 401   | 354   | 711   | 878    | 3,027                       |
| 75                      | India .....                      | 1973 | 37    | 37    | 51    | 37    | 69    | 103    | 334                         |
| 76                      |                                  | 1974 | 53    | 70    | 62    | 54    | 84    | 142    | 465                         |

See footnote(s) at the end of the table.

TABLEAU 13B. Voyageurs non résidents entrant au Canada, selon le pays de résidence(1) - suite

| J                   | A      | S     | O     | N     | D     | Year<br>-<br>Année | Pays de<br>résidence                       | N <sup>o</sup> |
|---------------------|--------|-------|-------|-------|-------|--------------------|--|----------------|
| <u>Europe</u>       |        |       |       |       |       |                    |  |                |
| 131                 | 133    | 63    | 26    | 11    | 18    | 544                | 1973 Autriche .....                        | 1              |
| 227                 | -      | -     | -     | -     | -     | -                  | 1974 .....                                 | 2              |
| -                   | -      | -     | -     | -     | -     | -                  | 1973 Açores .....                          | 3              |
| 120                 | 69     | 27    | 17    | 4     | 7     | 480                | 1974 .....                                 | 4              |
| 134                 | -      | -     | -     | -     | -     | -                  | 1973 Belgique .....                        | 5              |
| -                   | -      | -     | -     | -     | -     | -                  | 1974 .....                                 | 6              |
| -                   | -      | -     | -     | -     | -     | -                  | 2 1973 Bulgarie .....                      | 7              |
| 13                  | 4      | 7     | -     | 3     | 1     | 79                 | 1974 .....                                 | 8              |
| 20                  | -      | -     | -     | -     | -     | -                  | 1973 Tchécoslovaquie .....                 | 9              |
| 689                 | 111    | 91    | 68    | 47    | 39    | 1,489              | 1974 .....                                 | 10             |
| 588                 | -      | -     | -     | -     | -     | -                  | 1973 Danemark .....                        | 11             |
| 318                 | 81     | 37    | 32    | 49    | 15    | 1,056              | 1974 .....                                 | 12             |
| 311                 | -      | -     | -     | -     | -     | -                  | 1973 Finlande .....                        | 13             |
| 274                 | 373    | 139   | 76    | 69    | 44    | 1,438              | 1974 .....                                 | 14             |
| 406                 | -      | -     | -     | -     | -     | -                  | 1973 France .....                          | 15             |
| 2,339               | 1,771  | 985   | 307   | 185   | 252   | 7,970              | 1974 .....                                 | 16             |
| 2,978               | -      | -     | -     | -     | -     | -                  | 1973 Allemagne (République fédérale) ..... | 17             |
| 32                  | 10     | 22    | 21    | 8     | 20    | 167                | 1974 .....                                 | 18             |
| 44                  | -      | -     | -     | -     | -     | -                  | 1973 Grèce .....                           | 19             |
| 93                  | 26     | 24    | 7     | 2     | 2     | 240                | 1974 .....                                 | 20             |
| 130                 | -      | -     | -     | -     | -     | -                  | 1973 Hongrie .....                         | 21             |
| 67                  | 53     | 39    | 14    | 14    | 9     | 305                | 1974 .....                                 | 22             |
| 156                 | -      | -     | -     | -     | -     | -                  | 1973 Irlande (République) .....            | 23             |
| 129                 | 231    | 92    | 61    | 48    | 28    | 869                | 1974 .....                                 | 24             |
| 136                 | -      | -     | -     | -     | -     | -                  | 1973 Italie .....                          | 25             |
| 2                   | -      | -     | -     | -     | -     | -                  | 1974 .....                                 | 26             |
| 1                   | -      | -     | -     | -     | -     | -                  | 10 1973 Malte .....                        | 27             |
| 3,327               | 1,035  | 434   | 149   | 117   | 233   | 7,263              | 1974 .....                                 | 28             |
| 3,640               | -      | -     | -     | -     | -     | -                  | 1973 Pays-Bas .....                        | 29             |
| 615                 | 166    | 139   | 73    | 80    | 72    | 1,791              | 1974 .....                                 | 30             |
| 491                 | -      | -     | -     | -     | -     | -                  | 1973 Norvège .....                         | 31             |
| 8                   | 4      | 9     | 2     | -     | 2     | 38                 | 1974 .....                                 | 32             |
| 14                  | -      | -     | -     | -     | -     | -                  | 1973 Pologne .....                         | 33             |
| 29                  | 13     | 9     | 5     | 11    | 5     | 142                | 1974 .....                                 | 34             |
| 21                  | -      | -     | -     | -     | -     | -                  | 1973 Portugal .....                        | 35             |
| 2                   | 3      | 2     | 4     | -     | 1     | 13                 | 1974 .....                                 | 36             |
| 2                   | -      | -     | -     | -     | -     | -                  | 1973 Roumanie .....                        | 37             |
| 49                  | 32     | 18    | 13    | 24    | 12    | 254                | 1974 .....                                 | 38             |
| 56                  | -      | -     | -     | -     | -     | -                  | 1973 Espagne .....                         | 39             |
| 382                 | 136    | 143   | 119   | 101   | 90    | 1,584              | 1974 .....                                 | 40             |
| 467                 | -      | -     | -     | -     | -     | -                  | 1973 Suède .....                           | 41             |
| 325                 | 275    | 164   | 103   | 61    | 45    | 1,360              | 1974 .....                                 | 42             |
| 568                 | -      | -     | -     | -     | -     | -                  | 1973 Suisse .....                          | 43             |
| 11                  | 4      | 2     | 1     | -     | 9     | 51                 | 1974 .....                                 | 44             |
| 8                   | -      | -     | -     | -     | -     | -                  | 1973 Turquie .....                         | 45             |
| 9,004               | 7,292  | 4,261 | 1,422 | 812   | 1,388 | 36,169             | 1974 .....                                 | 46             |
| 11,146              | -      | -     | -     | -     | -     | -                  | 1973 Royaume-Uni .....                     | 47             |
| -                   | 4      | 3     | 1     | 3     | 1     | 26                 | 1974 .....                                 | 48             |
| -                   | -      | -     | -     | -     | -     | -                  | 1973 U.R.S.S. ....                         | 49             |
| 59                  | 30     | 18    | 5     | 51    | 19    | 245                | 1974 .....                                 | 50             |
| 41                  | -      | -     | -     | -     | -     | -                  | 1973 Yougoslavie .....                     | 51             |
| 8                   | 18     | 14    | -     | 1     | 5     | 75                 | 1974 .....                                 | 52             |
| 16                  | -      | -     | -     | -     | -     | -                  | 1973 Autres .....                          | 53             |
| -                   | -      | -     | -     | -     | -     | -                  | 1974 .....                                 | 54             |
| 18,026              | 11,874 | 6,742 | 2,526 | 1,701 | 2,317 | 63,660             | 1973 Total .....                           | 55             |
| 21,601              | -      | -     | -     | -     | -     | -                  | 1974 .....                                 | 56             |
| <u>Afrique</u>      |        |       |       |       |       |                    |  |                |
| 2                   | 2      | -     | -     | 1     | 1     | 12                 | 1973 Algérie .....                         | 57             |
| -                   | -      | -     | -     | -     | -     | -                  | 1974 .....                                 | 58             |
| 9                   | 5      | 2     | 1     | -     | 2     | 32                 | 1973 Égypte .....                          | 59             |
| 10                  | -      | -     | -     | -     | -     | -                  | 1974 .....                                 | 60             |
| 8                   | 4      | -     | 1     | -     | 2     | 24                 | 1973 Rhodésie .....                        | 61             |
| 2                   | -      | -     | -     | -     | -     | -                  | 1974 .....                                 | 62             |
| 101                 | 91     | 95    | 36    | 26    | 37    | 761                | 1973 Afrique du Sud .....                  | 63             |
| 166                 | -      | -     | -     | -     | -     | -                  | 1974 .....                                 | 64             |
| 74                  | 67     | 51    | 34    | 15    | 28    | 463                | 1973 Autres .....                          | 65             |
| 100                 | -      | -     | -     | -     | -     | -                  | 1974 .....                                 | 66             |
| 194                 | 169    | 148   | 72    | 42    | 70    | 1,292              | 1973 Total .....                           | 67             |
| 258                 | -      | -     | -     | -     | -     | -                  | 1974 .....                                 | 68             |
| <u>Asie (suite)</u> |        |       |       |       |       |                    |  |                |
| 1                   | -      | 3     | 4     | -     | -     | 14                 | 1973 Bangladesh .....                      | 69             |
| 9                   | -      | -     | -     | -     | -     | -                  | 1974 .....                                 | 70             |
| 8                   | 7      | 6     | 11    | 8     | 1     | 130                | 1973 Chine .....                           | 71             |
| 5                   | -      | -     | -     | -     | -     | -                  | 1974 .....                                 | 72             |
| 998                 | 1,801  | 1,032 | 333   | 301   | 737   | 7,622              | 1973 Hong-Kong .....                       | 73             |
| 1,294               | -      | -     | -     | -     | -     | -                  | 1974 .....                                 | 74             |
| 144                 | 103    | 106   | 72    | 70    | 125   | 954                | 1973 Inde .....                            | 75             |
| 191                 | -      | -     | -     | -     | -     | -                  | 1974 .....                                 | 76             |

Voir renvoi(s) à la fin du tableau.

TABLE 13B. Non-resident Travellers Entering Canada by Country of Residence(1) - Concluded

| No.   | Country of residence    |      | J       | F       | M       | A       | M       | J       | Six months<br>-<br>Six mois |
|---|-------------------------|------|---------|---------|---------|---------|---------|---------|-----------------------------|
| <b>Asia - Concluded</b>                                 |                         |      |         |         |         |         |         |         |                             |
| 1   | Israel                  | 1973 | 6       | 3       | 16      | 23      | 19      | 46      | 113                         |
| 2   |                         | 1974 | 5       | 7       | 15      | 17      | 25      | 78      | 147                         |
| 3   | Japan                   | 1973 | 937     | 1,125   | 1,120   | 1,465   | 1,632   | 2,608   | 8,887                       |
| 4   |                         | 1974 | 1,306   | 1,303   | 1,663   | 1,947   | 2,091   | 3,003   | 11,313                      |
| 5   | Korea, South            | 1973 | 68      | 76      | 86      | 84      | 91      | 32      | 437                         |
| 6   |                         | 1974 | 37      | 31      | 85      | 41      | 69      | 74      | 337                         |
| 7   | Lebanon                 | 1973 | -       | -       | 1       | 2       | 3       | 7       | 9                           |
| 8   |                         | 1974 | 1       | -       | 1       | 1       | 1       | 3       | 11                          |
| 9   | Pakistan                | 1973 | 4       | 1       | 1       | 1       | 3       | 8       | 18                          |
| 10  |                         | 1974 | 6       | 9       | 12      | 5       | 6       | 29      | 67                          |
| 11  | Philippines             | 1973 | 35      | 31      | 54      | 47      | 105     | 96      | 368                         |
| 12  |                         | 1974 | 65      | 62      | 76      | 101     | 136     | 179     | 619                         |
| 13  | Sri Lanka               | 1973 | 2       | 1       | 3       | -       | 5       | 19      | 30                          |
| 14  |                         | 1974 | 1       | 5       | 2       | 2       | -       | 7       | 17                          |
| 15  | Syria                   | 1973 | -       | -       | -       | -       | -       | -       | -                           |
| 16  |                         | 1974 | -       | -       | -       | 1       | 3       | -       | 4                           |
| 17  | Taiwan                  | 1973 | 32      | 25      | 59      | 70      | 73      | 116     | 375                         |
| 18  |                         | 1974 | 91      | 22      | 70      | 42      | 109     | 197     | 531                         |
| 19  | Other                   | 1973 | 68      | 68      | 56      | 109     | 152     | 281     | 734                         |
| 20  |                         | 1974 | 89      | 112     | 103     | 149     | 229     | 357     | 1,039                       |
| 21  | Total                   | 1973 | 1,712   | 1,595   | 1,663   | 2,204   | 2,651   | 3,995   | 13,820                      |
| 22  |                         | 1974 | 2,119   | 1,839   | 2,491   | 2,714   | 3,468   | 5,002   | 17,633                      |
| <b>North America, Central<br/>America and Caribbean</b> |                         |      |         |         |         |         |         |         |                             |
| 23  | Antigua                 | 1973 | 1       | -       | -       | -       | -       | -       | 1                           |
| 24  |                         | 1974 | -       | -       | -       | -       | -       | -       | -                           |
| 25  | Bahamas                 | 1973 | -       | 2       | 2       | 1       | 2       | 6       | 13                          |
| 26  |                         | 1974 | 1       | 1       | -       | 2       | 12      | 2       | 18                          |
| 27  | Barbados                | 1973 | 2       | -       | -       | 1       | 2       | 1       | 6                           |
| 28  |                         | 1974 | 1       | 4       | -       | 1       | -       | 3       | 9                           |
| 29  | Bermuda                 | 1973 | 2       | -       | 2       | 3       | 5       | 7       | 19                          |
| 30  |                         | 1974 | 8       | -       | 5       | -       | 10      | 6       | 29                          |
| 31  | Cuba                    | 1973 | 1       | 3       | 4       | 1       | 1       | 4       | 14                          |
| 32  |                         | 1974 | 1       | -       | 3       | -       | 2       | 3       | 9                           |
| 33  | Haiti                   | 1973 | -       | -       | -       | -       | 1       | -       | 1                           |
| 34  |                         | 1974 | -       | -       | 1       | 1       | 1       | -       | 3                           |
| 35  | Jamaica                 | 1973 | 2       | 2       | -       | 10      | 10      | 9       | 33                          |
| 36  |                         | 1974 | 1       | 1       | 28      | 9       | 4       | 29      | 72                          |
| 37  | Mexico                  | 1973 | 90      | 123     | 102     | 313     | 392     | 320     | 1,340                       |
| 38  |                         | 1974 | 115     | 105     | 261     | 243     | 383     | 372     | 1,479                       |
| 39  | St. Pierre and Miquelon | 1973 | -       | -       | -       | -       | -       | -       | -                           |
| 40  |                         | 1974 | -       | -       | -       | -       | -       | -       | -                           |
| 41  | Trinidad and Tobago     | 1973 | 5       | 8       | 7       | 2       | 23      | 11      | 56                          |
| 42  |                         | 1974 | 14      | 8       | 4       | 2       | 23      | 13      | 64                          |
| 43  | United States           | 1973 | 124,994 | 155,617 | 200,083 | 211,297 | 289,883 | 394,491 | 1,376,365                   |
| 44  |                         | 1974 | 121,606 | 142,006 | 188,469 | 202,178 | 274,610 | 404,649 | 1,333,518                   |
| 45  | Other                   | 1973 | 29      | 34      | 16      | 37      | 50      | 86      | 252                         |
| 46  |                         | 1974 | 43      | 36      | 43      | 36      | 66      | 83      | 307                         |
| 47  | Total                   | 1973 | 125,126 | 155,789 | 200,216 | 211,665 | 290,369 | 394,935 | 1,378,100                   |
| 48  |                         | 1974 | 121,790 | 142,161 | 188,814 | 202,472 | 275,111 | 405,160 | 1,335,508                   |
| <b>South America</b>                                    |                         |      |         |         |         |         |         |         |                             |
| 49  | Argentina               | 1973 | 42      | 41      | 23      | 24      | 46      | 47      | 223                         |
| 50  |                         | 1974 | 34      | 34      | 28      | 15      | 54      | 50      | 215                         |
| 51  | Brazil                  | 1973 | 12      | 25      | 9       | 61      | 31      | 69      | 207                         |
| 52  |                         | 1974 | 15      | 21      | 24      | 21      | 86      | 112     | 279                         |
| 53  | Colombia                | 1973 | 7       | 5       | 4       | 10      | 11      | 33      | 70                          |
| 54  |                         | 1974 | 9       | 12      | 9       | 10      | 10      | 36      | 86                          |
| 55  | Guyana                  | 1973 | 5       | 1       | 1       | 2       | -       | 2       | 11                          |
| 56  |                         | 1974 | 7       | 1       | 2       | 1       | 2       | 2       | 15                          |
| 57  | Venezuela               | 1973 | 5       | 11      | 5       | 6       | 10      | 17      | 54                          |
| 58  |                         | 1974 | 12      | 5       | 11      | 7       | 9       | 18      | 62                          |
| 59  | Other                   | 1973 | 126     | 143     | 160     | 131     | 156     | 152     | 868                         |
| 60  |                         | 1974 | 112     | 79      | 132     | 82      | 103     | 172     | 680                         |
| 61  | Total                   | 1973 | 197     | 226     | 202     | 234     | 254     | 320     | 1,433                       |
| 62  |                         | 1974 | 189     | 152     | 206     | 136     | 264     | 390     | 1,337                       |
| <b>Oceania and Other<br/>Ocean Islands</b>              |                         |      |         |         |         |         |         |         |                             |
| 63  | Australia               | 1973 | 599     | 264     | 400     | 925     | 1,051   | 1,361   | 4,600                       |
| 64  |                         | 1974 | 484     | 362     | 709     | 990     | 1,749   | 2,786   | 7,030                       |
| 65  | New Zealand             | 1973 | 296     | 87      | 94      | 329     | 404     | 672     | 1,882                       |
| 66  |                         | 1974 | 106     | 114     | 172     | 285     | 484     | 697     | 1,858                       |
| 67  | Other                   | 1973 | 28      | 23      | 42      | 60      | 85      | 83      | 321                         |
| 68  |                         | 1974 | 49      | 26      | 67      | 88      | 93      | 234     | 557                         |
| 69  | Total                   | 1973 | 923     | 374     | 536     | 1,314   | 1,540   | 2,116   | 6,803                       |
| 70  |                         | 1974 | 639     | 502     | 948     | 1,313   | 2,326   | 3,717   | 9,445                       |
| 71  | Grand total             | 1973 | 129,102 | 160,310 | 203,901 | 217,677 | 299,206 | 411,031 | 1,421,227                   |
| 72  |                         | 1974 | 125,906 | 145,810 | 194,503 | 210,014 | 288,266 | 426,884 | 1,391,383                   |

(1) Additional data are available by country on request.

TABLEAU 13B. Voyageurs non résidents entrant au Canada, selon le pays de résidence(1) - fin

| J       | A       | S       | O       | N       | D       | Year<br>-<br>Année | Pays de<br>résidence                         | No |
|---------|---------|---------|---------|---------|---------|--------------------|--|----|
|         |         |         |         |         |         |                    | <u>Asie - fin</u>                            |    |
| 94      | 81      | 62      | 5       | 8       | 5       | 368                | 1973 Israël .....                            | 1  |
| 113     | -       | -       | -       | -       | -       | -                  | 1974 .....                                   | 2  |
| 4,085   | 4,679   | 2,573   | 1,779   | 1,196   | 1,205   | 24,404             | 1973 Japon .....                             | 3  |
| 5,196   | -       | -       | -       | -       | -       | -                  | 1974 .....                                   | 4  |
| 71      | 51      | 52      | 54      | 49      | 88      | 802                | 1973 Corée du Sud .....                      | 5  |
| 97      | -       | -       | -       | -       | -       | -                  | 1974 .....                                   | 6  |
| 1       | 4       | -       | -       | 4       | 2       | 20                 | 1973 Liban .....                             | 7  |
| 8       | -       | -       | -       | -       | -       | -                  | 1974 .....                                   | 8  |
| 24      | 13      | 7       | 5       | 2       | 12      | 81                 | 1973 Pakistan .....                          | 9  |
| 8       | -       | -       | -       | -       | -       | -                  | 1974 .....                                   | 10 |
| 175     | 227     | 194     | 117     | 93      | 130     | 1,304              | 1973 Philippines .....                       | 11 |
| 187     | -       | -       | -       | -       | -       | -                  | 1974 .....                                   | 12 |
| 3       | 7       | 1       | -       | 1       | 10      | 52                 | 1973 Sri Lanka .....                         | 13 |
| 3       | -       | -       | -       | -       | -       | -                  | 1974 .....                                   | 14 |
| -       | 1       | -       | -       | -       | 1       | 2                  | 1973 Syrie .....                             | 15 |
| 1       | -       | -       | -       | -       | -       | -                  | 1974 .....                                   | 16 |
| 107     | 65      | 195     | 87      | 65      | 89      | 983                | 1973 Taiwan .....                            | 17 |
| 157     | -       | -       | -       | -       | -       | -                  | 1974 .....                                   | 18 |
| 237     | 320     | 220     | 172     | 126     | 126     | 1,935              | 1973 Autres .....                            | 19 |
| 352     | -       | -       | -       | -       | -       | -                  | 1974 .....                                   | 20 |
| 5,948   | 7,359   | 4,451   | 2,639   | 1,923   | 2,531   | 38,671             | 1973 Total .....                             | 21 |
| 7,621   | -       | -       | -       | -       | -       | -                  | 1974 .....                                   | 22 |
|         |         |         |         |         |         |                    | <u>Amérique du Nord</u>                      |    |
|         |         |         |         |         |         |                    | <u>Amérique centrale et Antilles</u>         |    |
| -       | -       | -       | -       | -       | -       | 1                  | 1973 Antigua .....                           | 23 |
| -       | -       | -       | -       | -       | -       | -                  | 1974 .....                                   | 24 |
| 4       | 13      | 6       | 3       | 4       | 8       | 51                 | 1973 Bahamas .....                           | 25 |
| 8       | -       | -       | -       | -       | -       | -                  | 1974 .....                                   | 26 |
| 6       | 4       | 4       | 19      | 1       | 2       | 42                 | 1973 Barbade .....                           | 27 |
| 9       | -       | -       | -       | -       | -       | -                  | 1974 .....                                   | 28 |
| 10      | 2       | 2       | 11      | 4       | 1       | 49                 | 1973 Bermudes .....                          | 29 |
| 13      | -       | -       | -       | -       | -       | -                  | 1974 .....                                   | 30 |
| 3       | -       | -       | 2       | 1       | 3       | 23                 | 1973 Cuba .....                              | 31 |
| 3       | -       | -       | -       | -       | -       | -                  | 1974 .....                                   | 32 |
| -       | 1       | 1       | -       | -       | -       | 3                  | 1973 Haïti .....                             | 33 |
| 4       | -       | -       | -       | -       | -       | -                  | 1974 .....                                   | 34 |
| 11      | 23      | 11      | 11      | 10      | 11      | 110                | 1973 Jamaïque .....                          | 35 |
| 38      | -       | -       | -       | -       | -       | -                  | 1974 .....                                   | 36 |
| 751     | 611     | 377     | 236     | 163     | 204     | 3,682              | 1973 Mexique .....                           | 37 |
| 808     | -       | 1       | -       | -       | -       | 1                  | 1974 .....                                   | 38 |
| -       | -       | -       | -       | -       | -       | -                  | 1973 St. Pierre-et-Miquelon .....            | 39 |
| -       | -       | -       | -       | -       | -       | -                  | 1974 .....                                   | 40 |
| 37      | 12      | 11      | 16      | 9       | 4       | 145                | 1973 Trinité et Tobago .....                 | 41 |
| 29      | -       | -       | -       | -       | -       | -                  | 1974 .....                                   | 42 |
| 622,217 | 617,547 | 345,099 | 218,261 | 171,812 | 158,524 | 3,509,825          | 1973 États-Unis .....                        | 43 |
| 580,118 | -       | -       | -       | -       | -       | -                  | 1974 .....                                   | 44 |
| 69      | 36      | 42      | 65      | 60      | 57      | 581                | 1973 Autres .....                            | 45 |
| 53      | -       | -       | -       | -       | -       | -                  | 1974 .....                                   | 46 |
| 623,108 | 618,249 | 345,554 | 218,624 | 172,064 | 158,814 | 3,514,513          | 1973 Total .....                             | 47 |
| 581,083 | -       | -       | -       | -       | -       | -                  | 1974 .....                                   | 48 |
|         |         |         |         |         |         |                    | <u>Amérique du Sud</u>                       |    |
| 51      | 28      | 23      | 17      | 23      | 23      | 388                | 1973 Argentine .....                         | 49 |
| 61      | -       | -       | -       | -       | -       | -                  | 1974 .....                                   | 50 |
| 65      | 31      | 34      | 20      | 33      | 35      | 425                | 1973 Brésil .....                            | 51 |
| 111     | -       | -       | -       | -       | -       | -                  | 1974 .....                                   | 52 |
| 10      | 13      | 4       | 13      | 5       | 15      | 130                | 1973 Colombie .....                          | 53 |
| 38      | -       | -       | -       | -       | -       | -                  | 1974 .....                                   | 54 |
| 6       | 1       | 3       | 2       | 3       | 2       | 28                 | 1973 Guyane .....                            | 55 |
| 8       | -       | -       | -       | -       | -       | -                  | 1974 .....                                   | 56 |
| 30      | 28      | 50      | 12      | 17      | 8       | 199                | 1973 Venezuela .....                         | 57 |
| 22      | -       | -       | -       | -       | -       | -                  | 1974 .....                                   | 58 |
| 158     | 92      | 75      | 114     | 149     | 106     | 1,562              | 1973 Autres .....                            | 59 |
| 165     | -       | -       | -       | -       | -       | -                  | 1974 .....                                   | 60 |
| 320     | 193     | 189     | 178     | 230     | 189     | 2,732              | 1973 Total .....                             | 61 |
| 405     | -       | -       | -       | -       | -       | -                  | 1974 .....                                   | 62 |
|         |         |         |         |         |         |                    | <u>Océanie et autres îles<br/>océaniques</u> |    |
| 1,282   | 1,194   | 1,116   | 821     | 533     | 1,096   | 10,642             | 1973 Australie .....                         | 63 |
| 2,233   | -       | -       | -       | -       | -       | -                  | 1974 .....                                   | 64 |
| 555     | 502     | 283     | 175     | 177     | 206     | 3,780              | 1973 Nouvelle-Zélande .....                  | 65 |
| 815     | -       | -       | -       | -       | -       | -                  | 1974 .....                                   | 66 |
| 62      | 93      | 148     | 56      | 63      | 77      | 820                | 1973 Autres .....                            | 67 |
| 92      | -       | -       | -       | -       | -       | -                  | 1974 .....                                   | 68 |
| 1,899   | 1,789   | 1,547   | 1,052   | 773     | 1,379   | 15,242             | 1973 Total .....                             | 69 |
| 3,140   | -       | -       | -       | -       | -       | -                  | 1974 .....                                   | 70 |
| 649,495 | 639,633 | 358,631 | 225,091 | 176,733 | 165,300 | 3,636,110          | 1973 Total global .....                      | 71 |
| 614,108 | -       | -       | -       | -       | -       | -                  | 1974 .....                                   | 72 |

(1) D'autres renseignements sont disponibles par pays, sur demande.

TABLE 13C. Resident Travellers Returning to Canada by Type of Transportation

| No.  | Type of transportation        | J    | F       | M       | A       | M       | J       | Six months<br>-<br>Six mois |           |
|--|-------------------------------|------|---------|---------|---------|---------|---------|-----------------------------|-----------|
| Returning from the United States(1)                      |                               |      |         |         |         |         |         |                             |           |
| <u>Land</u>  |                               |      |         |         |         |         |         |                             |           |
| 1  | Automobile .....              | 1973 | 265,875 | 280,630 | 344,816 | 482,066 | 428,448 | 408,673                     | 2,210,508 |
| 2  |                               | 1974 | 263,425 | 258,533 | 356,350 | 432,378 | 441,693 | 535,894                     | 2,288,273 |
| 3  | Same day .....                | 1973 | 211,761 | 231,586 | 278,477 | 359,340 | 332,542 | 332,322                     | 1,746,028 |
| 4  |                               | 1974 | 213,137 | 214,578 | 289,522 | 339,833 | 333,888 | 413,945                     | 1,804,903 |
| 5  | One night .....               | 1973 | 16,751  | 14,919  | 20,029  | 26,158  | 26,055  | 25,539                      | 129,451   |
| 6  |                               | 1974 | 17,522  | 17,233  | 22,351  | 26,038  | 28,222  | 36,969                      | 148,335   |
| 7  | Two or more nights .....      | 1973 | 37,363  | 34,125  | 46,310  | 96,568  | 69,851  | 50,812                      | 335,029   |
| 8  |                               | 1974 | 32,766  | 26,722  | 44,477  | 66,507  | 79,583  | 84,980                      | 335,035   |
| 9  | Bus .....                     | 1973 | 13,548  | 13,145  | 17,209  | 21,617  | 17,895  | 14,924                      | 98,338    |
| 10   |                               | 1974 | 16,737  | 15,597  | 23,629  | 27,097  | 25,959  | 24,778                      | 133,797   |
| 11   | Same day .....                | 1973 | 4,241   | 5,273   | 7,072   | 6,728   | 4,888   | 6,321                       | 34,523    |
| 12   |                               | 1974 | 4,670   | 4,685   | 5,893   | 5,414   | 6,717   | 6,241                       | 33,620    |
| 13   | One or more nights .....      | 1973 | 9,307   | 7,872   | 10,137  | 14,889  | 13,007  | 8,603                       | 63,815    |
| 14   |                               | 1974 | 12,067  | 10,912  | 17,736  | 21,683  | 19,242  | 18,537                      | 100,177   |
| 15   | Rail .....                    | 1973 | 254     | 410     | 210     | 234     | 214     | 90                          | 1,412     |
| 16   |                               | 1974 | 342     | 566     | 846     | 645     | 557     | 517                         | 3,473     |
| 17   | Other methods .....           | 1973 | 2,371   | 2,831   | 4,311   | 6,185   | 6,632   | 8,008                       | 30,338    |
| 18   |                               | 1974 | 2,307   | 2,306   | 3,939   | 5,533   | 6,247   | 9,612                       | 29,944    |
| 19   | Total land .....              | 1973 | 282,048 | 297,016 | 366,546 | 510,102 | 453,189 | 431,695                     | 2,340,596 |
| 20   |                               | 1974 | 282,811 | 277,002 | 384,764 | 465,653 | 474,456 | 570,801                     | 2,455,487 |
| <u>Air</u>   |                               |      |         |         |         |         |         |                             |           |
| 21   | Commercial .....              | 1973 | 18,208  | 15,596  | 13,626  | 17,519  | 13,671  | 11,251                      | 89,871    |
| 22   |                               | 1974 | 22,229  | 18,174  | 24,312  | 16,993  | 15,138  | 13,907                      | 110,753   |
| 23   | Private .....                 | 1973 | 294     | 474     | 629     | 822     | 628     | 688                         | 3,535     |
| 24   |                               | 1974 | 315     | 459     | 697     | 1,317   | 985     | 954                         | 4,727     |
| 25   | Total air .....               | 1973 | 18,502  | 16,070  | 14,255  | 18,341  | 14,299  | 11,939                      | 93,406    |
| 26   |                               | 1974 | 22,544  | 18,633  | 25,009  | 18,310  | 16,123  | 14,861                      | 115,480   |
| <u>Marine</u>  |                               |      |         |         |         |         |         |                             |           |
| 27   | Commercial .....              | 1973 | 17      | 33      | 4       | 337     | 397     | 1,298                       | 2,086     |
| 28   |                               | 1974 | -       | 2       | -       | 3       | 204     | 7,458                       | 7,667     |
| 29   | Private .....                 | 1973 | 11      | 9       | 29      | 259     | 563     | 522                         | 1,393     |
| 30   |                               | 1974 | 105     | 66      | 141     | 364     | 767     | 973                         | 2,416     |
| 31   | Total marine .....            | 1973 | 28      | 42      | 33      | 596     | 960     | 1,820                       | 3,479     |
| 32   |                               | 1974 | 105     | 68      | 141     | 367     | 971     | 8,431                       | 10,083    |
| 33   | Total .....                   | 1973 | 300,578 | 313,128 | 380,834 | 529,039 | 468,448 | 445,454                     | 2,437,481 |
| 34   |                               | 1974 | 305,460 | 295,703 | 409,914 | 484,330 | 491,550 | 594,093                     | 2,581,050 |
| Returning from countries other than the United States(2) |                               |      |         |         |         |         |         |                             |           |
| <u>Land (via the U.S.A.)</u>                             |                               |      |         |         |         |         |         |                             |           |
| 35   |                               | 1973 | 268     | 296     | 248     | 210     | 287     | 29                          | 1,338     |
| 36   |                               | 1974 | 36      | 414     | 546     | 870     | 190     | 49                          | 2,105     |
| <u>Air</u>   |                               |      |         |         |         |         |         |                             |           |
| 37   | Returning direct .....        | 1973 | 11,972  | 11,665  | 10,309  | 10,231  | 6,449   | 6,967                       | 57,593    |
| 38   |                               | 1974 | 14,912  | 13,209  | 16,986  | 6,499   | 6,678   | 7,549                       | 65,833    |
| 39   | Returning via the U.S.A. .... | 1973 | 2,564   | 1,817   | 2,051   | 2,017   | 1,212   | 1,003                       | 10,664    |
| 40   |                               | 1974 | 4,085   | 4,242   | 5,380   | 6,573   | 2,060   | 1,227                       | 23,567    |
| 41   | Total air .....               | 1973 | 14,536  | 13,482  | 12,360  | 12,248  | 7,661   | 7,970                       | 68,257    |
| 42   |                               | 1974 | 18,997  | 17,451  | 22,366  | 13,072  | 8,738   | 8,776                       | 89,400    |
| <u>Marine</u>  |                               |      |         |         |         |         |         |                             |           |
| 43   | Returning direct .....        | 1973 | -       | -       | -       | 4       | 62      | 1                           | 67        |
| 44   |                               | 1974 | 2       | -       | 20      | 117     | 11      | -                           | 150       |
| 45   | Returning via the U.S.A. .... | 1973 | 132     | 225     | 502     | 6       | 198     | 64                          | 1,127     |
| 46   |                               | 1974 | 476     | 742     | 357     | 3       | 881     | 920                         | 3,379     |
| 47   | Total marine .....            | 1973 | 132     | 225     | 502     | 10      | 260     | 65                          | 1,194     |
| 48   |                               | 1974 | 478     | 742     | 377     | 120     | 892     | 920                         | 3,529     |
| 49   | Total .....                   | 1973 | 14,936  | 14,003  | 13,110  | 12,468  | 8,208   | 8,064                       | 70,789    |
| 50   |                               | 1974 | 19,511  | 18,607  | 23,289  | 14,062  | 9,820   | 9,745                       | 95,034    |
| 51   | Grand total .....             | 1973 | 315,514 | 327,131 | 393,944 | 541,507 | 476,656 | 453,518                     | 2,508,270 |
| 52   |                               | 1974 | 324,971 | 314,310 | 433,203 | 498,392 | 501,370 | 603,838                     | 2,676,084 |

(1) Continental United States and Alaska.

(2) Includes Hawaii, Puerto Rico, Philippines and other U.S. protectorates.

TABLEAU 13C. Voyageurs résidents revenant au Canada, selon le moyen de transport

| J   | A       | S       | O       | N       | D       | Year<br>-<br>Année | Moyen de<br>transport            | N <sup>o</sup> |
|---|---------|---------|---------|---------|---------|--------------------|----------------------------------|----------------|
| Rentrée des États-Unis(1)                     |         |         |         |         |         |                    |                                  |                |
| 644,421                                       | 562,722 | 437,859 | 352,620 | 292,589 | 270,499 | 4,771,218          | 1973 Automobile .....            | 1              |
| 719,676                                       |         |         |         |         |         |                    | 1974 .....                       | 2              |
| 471,510                                       | 387,502 | 325,637 | 265,308 | 222,061 | 217,414 | 3,635,460          | 1973 Même jour .....             | 3              |
| 481,994                                       |         |         |         |         |         |                    | 1974 .....                       | 4              |
| 44,198  | 44,085  | 30,004  | 23,892  | 22,918  | 16,963  | 311,511            | 1973 Une nuit .....              | 5              |
| 52,843  |         |         |         |         |         |                    | 1974 .....                       | 6              |
| 128,713                                       | 131,135 | 82,218  | 63,420  | 47,610  | 36,122  | 824,247            | 1973 Deux nuits ou plus .....    | 7              |
| 184,839                                       |         |         |         |         |         |                    | 1974 .....                       | 8              |
| 18,254  | 18,327  | 15,849  | 22,305  | 18,141  | 14,050  | 205,264            | 1973 Autocar .....               | 9              |
| 22,647  |         |         |         |         |         |                    | 1974 .....                       | 10             |
| 5,850   | 5,152   | 4,609   | 5,893   | 5,717   | 5,003   | 66,747             | 1973 Même jour .....             | 11             |
| 5,851   |         |         |         |         |         |                    | 1974 .....                       | 12             |
| 12,404  | 13,175  | 11,240  | 16,412  | 12,424  | 9,047   | 138,517            | 1973 Une nuit ou plus .....      | 13             |
| 16,796  |         |         |         |         |         |                    | 1974 .....                       | 14             |
| 446   | 182     | 247     | 511     | 805     | 725     | 4,328              | 1973 Chemin de fer .....         | 15             |
| 801   |         |         |         |         |         |                    | 1974 .....                       | 16             |
| 13,074  | 13,949  | 7,282   | 3,836   | 2,872   | 2,483   | 73,834             | 1973 Autres moyens .....         | 17             |
| 13,690  |         |         |         |         |         |                    | 1974 .....                       | 18             |
| 676,195                                       | 595,180 | 461,237 | 379,272 | 314,407 | 287,757 | 5,054,644          | 1973 Total, par terre .....      | 19             |
| 756,814                                       |         |         |         |         |         |                    | 1974 .....                       | 20             |
|   |         |         |         |         |         |                    | <u>Par air</u>                   |                |
| 13,275  | 12,586  | 12,034  | 14,821  | 13,523  | 13,981  | 170,091            | 1973 Commercial .....            | 21             |
| 15,650  |         |         |         |         |         |                    | 1974 .....                       | 22             |
| 795   | 781     | 630     | 495     | 347     | 304     | 6,887              | 1973 Privé .....                 | 23             |
| 1,117   |         |         |         |         |         |                    | 1974 .....                       | 24             |
| 14,070  | 13,367  | 12,664  | 15,316  | 13,870  | 14,285  | 176,978            | 1973 Total, par air .....        | 25             |
| 16,767  |         |         |         |         |         |                    | 1974 .....                       | 26             |
|   |         |         |         |         |         |                    | <u>Par mer</u>                   |                |
| 1,159   | 866     | 802     | 184     | -       | -       | 5,097              | 1973 Commercial .....            | 27             |
| 1,886   |         |         |         |         |         |                    | 1974 .....                       | 28             |
| 1,570   | 1,333   | 723     | 157     | 38      | 144     | 5,358              | 1973 Privé .....                 | 29             |
| 1,970   |         |         |         |         |         |                    | 1974 .....                       | 30             |
| 2,729   | 2,199   | 1,525   | 341     | 38      | 144     | 10,455             | 1973 Total, par mer .....        | 31             |
| 3,856   |         |         |         |         |         |                    | 1974 .....                       | 32             |
| 692,994                                       | 610,746 | 475,426 | 394,929 | 328,315 | 302,186 | 5,242,077          | 1973 Total .....                 | 33             |
| 777,437                                       |         |         |         |         |         |                    | 1974 .....                       | 34             |
| Rentrée des pays autres que les États-Unis(2) |         |         |         |         |         |                    |                                  |                |
|   |         |         |         |         |         |                    | <u>Par terre (via les É.-U.)</u> |                |
| 506   | 86      | 91      | 43      | 29      | 93      | 2,186              | 1973 .....                       | 35             |
| 236   |         |         |         |         |         |                    | 1974 .....                       | 36             |
|   |         |         |         |         |         |                    | <u>Par air</u>                   |                |
| 7,441   | 10,376  | 7,898   | 6,189   | 6,478   | 6,612   | 102,587            | 1973 Rentrée directe .....       | 37             |
| 9,057   |         |         |         |         |         |                    | 1974 .....                       | 38             |
| 1,043   | 1,428   | 1,356   | 1,462   | 1,475   | 2,013   | 19,441             | 1973 Rentrée via les É.-U. ....  | 39             |
| 1,324   |         |         |         |         |         |                    | 1974 .....                       | 40             |
| 8,484   | 11,804  | 9,254   | 7,651   | 7,953   | 8,625   | 122,028            | 1973 Total, par air .....        | 41             |
| 10,381  |         |         |         |         |         |                    | 1974 .....                       | 42             |
|   |         |         |         |         |         |                    | <u>Par mer</u>                   |                |
| 62  | 1       | 473     | 8       | 236     | 2       | 849                | 1973 Rentrée directe .....       | 43             |
| 6   |         |         |         |         |         |                    | 1974 .....                       | 44             |
| 2   | 2       | -       | -       | -       | -       | 1,131              | 1973 Rentrée via les É.-U. ....  | 45             |
| -   |         |         |         |         |         |                    | 1974 .....                       | 46             |
| 64  | 3       | 473     | 8       | 236     | 2       | 1,980              | 1973 Total, par mer .....        | 47             |
| 6   |         |         |         |         |         |                    | 1974 .....                       | 48             |
| 9,054   | 11,893  | 9,818   | 7,702   | 8,218   | 8,720   | 126,194            | 1973 Total .....                 | 49             |
| 10,623  |         |         |         |         |         |                    | 1974 .....                       | 50             |
| 702,048                                       | 622,639 | 485,244 | 402,631 | 336,533 | 310,906 | 5,368,271          | 1973 Total global .....          | 51             |
| 788,060                                       |         |         |         |         |         |                    | 1974 .....                       | 52             |

(1) États-Unis continentaux et Alaska.

(2) Comprend Hawaii, Porto Rico, Philippines et les autres protections des États-Unis.

TABLE 13D. Number of Vehicles Travelling Between Canada and the United States

| No.                    | Type of vehicle                |      | J       | F       | M       | A       | M       | J       | Six months<br>-<br>Six mois |
|------------------------|--------------------------------|------|---------|---------|---------|---------|---------|---------|-----------------------------|
| United States vehicles |                                |      |         |         |         |         |         |         |                             |
| <u>Automobile</u>      |                                |      |         |         |         |         |         |         |                             |
| 1                      | Same day .....                 | 1973 | 33,801  | 38,196  | 45,808  | 45,432  | 47,127  | 49,484  | 259,848                     |
| 2                      |                                | 1974 | 32,552  | 35,279  | 42,841  | 43,945  | 48,550  | 51,518  | 254,685                     |
| 3                      | One night .....                | 1973 | 3,657   | 5,268   | 7,222   | 6,402   | 7,567   | 9,452   | 39,568                      |
| 4                      |                                | 1974 | 3,194   | 4,063   | 5,856   | 6,117   | 7,200   | 9,422   | 35,852                      |
| 5                      | Two or more nights .....       | 1973 | 8,584   | 13,339  | 19,049  | 21,229  | 36,273  | 57,715  | 156,189                     |
| 6                      |                                | 1974 | 8,601   | 12,422  | 17,961  | 21,962  | 33,312  | 58,090  | 152,348                     |
| 7                      | Total .....                    | 1973 | 46,042  | 56,803  | 72,079  | 73,063  | 90,967  | 116,651 | 455,605                     |
| 8                      |                                | 1974 | 44,347  | 51,764  | 66,658  | 72,024  | 89,062  | 119,030 | 442,885                     |
| 9                      | Trucks used commercially ..... | 1973 | 4,978   | 5,235   | 5,938   | 6,199   | 5,278   | 5,894   | 33,522                      |
| 10                     |                                | 1974 | 5,555   | 6,473   | 7,424   | 7,779   | 7,728   | 7,714   | 42,673                      |
| 11                     | Other vehicles .....           | 1973 | 71      | 83      | 231     | 513     | 1,047   | 1,566   | 3,511                       |
| 12                     |                                | 1974 | 63      | 71      | 349     | 425     | 800     | 2,358   | 4,066                       |
| 13                     | Total .....                    | 1973 | 51,091  | 62,121  | 78,248  | 79,775  | 97,292  | 124,111 | 492,638                     |
| 14                     |                                | 1974 | 49,965  | 58,308  | 74,431  | 80,228  | 97,590  | 129,102 | 489,624                     |
| Canadian vehicles      |                                |      |         |         |         |         |         |         |                             |
| <u>Automobile</u>      |                                |      |         |         |         |         |         |         |                             |
| 15                     | Same day .....                 | 1973 | 87,070  | 94,945  | 112,788 | 137,984 | 132,342 | 133,129 | 698,258                     |
| 16                     |                                | 1974 | 90,486  | 89,536  | 117,608 | 138,210 | 135,561 | 162,451 | 733,852                     |
| 17                     | One night .....                | 1973 | 8,295   | 7,905   | 10,094  | 12,294  | 12,816  | 12,756  | 64,160                      |
| 18                     |                                | 1974 | 9,276   | 8,890   | 11,325  | 13,129  | 14,295  | 18,417  | 75,332                      |
| 19                     | Two or more nights .....       | 1973 | 14,636  | 14,302  | 19,391  | 34,961  | 26,776  | 20,398  | 130,464                     |
| 20                     |                                | 1974 | 13,013  | 11,229  | 17,551  | 26,324  | 30,598  | 32,770  | 131,485                     |
| 21                     | Total .....                    | 1973 | 110,001 | 117,152 | 142,273 | 185,239 | 171,934 | 166,283 | 892,882                     |
| 22                     |                                | 1974 | 112,775 | 109,655 | 146,484 | 177,663 | 180,454 | 213,638 | 940,669                     |
| 23                     | Trucks used commercially ..... | 1973 | 3,944   | 5,046   | 5,128   | 4,842   | 4,315   | 4,637   | 27,912                      |
| 24                     |                                | 1974 | 3,562   | 3,955   | 4,788   | 5,210   | 4,863   | 4,925   | 27,303                      |
| 25                     | Other vehicles .....           | 1973 | 352     | 677     | 1,224   | 2,136   | 2,198   | 2,519   | 9,106                       |
| 26                     |                                | 1974 | 335     | 449     | 842     | 1,583   | 1,721   | 2,561   | 7,491                       |
| 27                     | Total .....                    | 1973 | 114,297 | 122,875 | 148,625 | 192,217 | 178,447 | 173,439 | 929,900                     |
| 28                     |                                | 1974 | 116,672 | 114,059 | 152,114 | 184,456 | 187,038 | 221,124 | 975,463                     |
| Total vehicles         |                                |      |         |         |         |         |         |         |                             |
| <u>Automobile</u>      |                                |      |         |         |         |         |         |         |                             |
| 29                     | Same day .....                 | 1973 | 120,871 | 133,141 | 158,596 | 183,416 | 179,469 | 182,613 | 958,106                     |
| 30                     |                                | 1974 | 123,038 | 124,815 | 160,449 | 182,155 | 184,111 | 213,969 | 988,537                     |
| 31                     | One night .....                | 1973 | 11,952  | 13,173  | 17,316  | 18,696  | 20,383  | 22,208  | 103,728                     |
| 32                     |                                | 1974 | 12,470  | 12,953  | 17,181  | 19,246  | 21,495  | 27,839  | 111,184                     |
| 33                     | Two or more nights .....       | 1973 | 23,220  | 27,641  | 38,440  | 56,190  | 63,049  | 78,113  | 286,653                     |
| 34                     |                                | 1974 | 21,614  | 23,651  | 35,512  | 48,286  | 63,910  | 90,860  | 283,833                     |
| 35                     | Total .....                    | 1973 | 156,043 | 173,955 | 214,352 | 258,302 | 262,901 | 282,934 | 1,348,487                   |
| 36                     |                                | 1974 | 157,122 | 161,419 | 213,142 | 249,687 | 269,516 | 332,666 | 1,383,554                   |
| 37                     | Trucks used commercially ..... | 1973 | 8,922   | 10,281  | 11,066  | 11,041  | 9,593   | 10,531  | 61,434                      |
| 38                     |                                | 1974 | 9,117   | 10,428  | 12,212  | 12,989  | 12,591  | 12,639  | 69,976                      |
| 39                     | Other vehicles .....           | 1973 | 423     | 760     | 1,455   | 2,649   | 3,245   | 4,085   | 12,617                      |
| 40                     |                                | 1974 | 398     | 520     | 1,191   | 2,008   | 2,521   | 4,919   | 11,557                      |
| 41                     | Total .....                    | 1973 | 165,388 | 184,996 | 226,873 | 271,992 | 275,739 | 297,550 | 1,422,538                   |
| 42                     |                                | 1974 | 166,637 | 172,367 | 226,545 | 264,684 | 284,628 | 350,226 | 1,465,087                   |



TABLEAU 13D. Nombre de véhicules voyageant entre le Canada et les États-Unis

| J                        | A       | S       | O       | N       | D       | Year<br>-<br>Année | Genre de véhicule              | N <sup>o</sup> |
|--------------------------|---------|---------|---------|---------|---------|--------------------|--------------------------------|----------------|
| Véhicules des États-Unis |         |         |         |         |         |                    |                                |                |
|                          |         |         |         |         |         |                    | <u>Automobile</u>              |                |
| 63,799                   | 65,386  | 52,390  | 43,714  | 35,963  | 36,416  | 557,516            | 1973 Même jour .....           | 1              |
| 59,416                   |         |         |         |         |         |                    | 1974                           | 2              |
| 11,520                   | 12,967  | 9,308   | 7,557   | 7,687   | 4,577   | 93,184             | 1973 Une nuit .....            | 3              |
| 12,600                   |         |         |         |         |         |                    | 1974                           | 4              |
| 93,623                   | 90,841  | 51,578  | 27,727  | 17,179  | 15,456  | 452,593            | 1973 Deux nuits ou plus .....  | 5              |
| 86,658                   |         |         |         |         |         |                    | 1974                           | 6              |
| 168,942                  | 169,194 | 113,276 | 78,998  | 60,829  | 56,449  | 1,103,293          | 1973 Total .....               | 7              |
| 158,674                  |         |         |         |         |         |                    | 1974                           | 8              |
| 5,708                    | 5,625   | 5,840   | 6,183   | 6,067   | 5,224   | 68,169             | 1973 Camions commerciaux ..... | 9              |
| 7,128                    |         |         |         |         |         |                    | 1974                           | 10             |
| 3,063                    | 3,786   | 1,291   | 248     | 66      | 44      | 12,009             | 1973 Autres véhicules .....    | 11             |
| 3,647                    |         |         |         |         |         |                    | 1974                           | 12             |
| 177,713                  | 178,605 | 120,407 | 85,429  | 66,962  | 61,717  | 1,183,471          | 1973 Total .....               | 13             |
| 169,449                  |         |         |         |         |         |                    | 1974                           | 14             |
| Véhicules du Canada      |         |         |         |         |         |                    |                                |                |
|                          |         |         |         |         |         |                    | <u>Automobile</u>              |                |
| 174,549                  | 146,665 | 129,625 | 111,013 | 94,863  | 91,837  | 1,446,810          | 1973 Même jour .....           | 15             |
| 181,193                  |         |         |         |         |         |                    | 1974                           | 16             |
| 21,552                   | 22,055  | 14,822  | 11,599  | 10,839  | 8,975   | 154,002            | 1973 Une nuit .....            | 17             |
| 26,239                   |         |         |         |         |         |                    | 1974                           | 18             |
| 44,892                   | 45,018  | 32,616  | 25,578  | 19,120  | 14,426  | 312,114            | 1973 Deux nuits ou plus .....  | 19             |
| 63,498                   |         |         |         |         |         |                    | 1974                           | 20             |
| 240,993                  | 213,738 | 177,063 | 148,190 | 124,822 | 115,238 | 1,912,926          | 1973 Total .....               | 21             |
| 270,930                  |         |         |         |         |         |                    | 1974                           | 22             |
| 4,024                    | 3,673   | 3,439   | 4,591   | 4,316   | 3,193   | 51,148             | 1973 Camions commerciaux ..... | 23             |
| 4,531                    |         |         |         |         |         |                    | 1974                           | 24             |
| 4,370                    | 4,101   | 2,031   | 839     | 423     | 318     | 21,188             | 1973 Autres véhicules .....    | 25             |
| 4,127                    |         |         |         |         |         |                    | 1974                           | 26             |
| 249,387                  | 221,512 | 182,533 | 153,620 | 129,561 | 118,749 | 1,985,262          | 1973 Total .....               | 27             |
| 279,588                  |         |         |         |         |         |                    | 1974                           | 28             |
| Total, véhicules         |         |         |         |         |         |                    |                                |                |
|                          |         |         |         |         |         |                    | <u>Automobile</u>              |                |
| 238,348                  | 212,051 | 182,015 | 154,727 | 130,826 | 128,253 | 2,004,326          | 1973 Même jour .....           | 29             |
| 240,609                  |         |         |         |         |         |                    | 1974                           | 30             |
| 33,072                   | 35,022  | 24,130  | 19,156  | 18,526  | 13,552  | 247,186            | 1973 Une nuit .....            | 31             |
| 38,839                   |         |         |         |         |         |                    | 1974                           | 32             |
| 138,515                  | 135,859 | 84,194  | 53,305  | 36,299  | 29,882  | 764,707            | 1973 Deux nuits ou plus .....  | 33             |
| 150,156                  |         |         |         |         |         |                    | 1974                           | 34             |
| 409,935                  | 382,932 | 290,339 | 227,188 | 185,651 | 171,687 | 3,016,219          | 1973 Total .....               | 35             |
| 429,604                  |         |         |         |         |         |                    | 1974                           | 36             |
| 9,732                    | 9,298   | 9,279   | 10,774  | 10,383  | 8,417   | 119,317            | 1973 Camions commerciaux ..... | 37             |
| 11,659                   |         |         |         |         |         |                    | 1974                           | 38             |
| 7,433                    | 7,887   | 3,322   | 1,087   | 489     | 362     | 33,197             | 1973 Autres véhicules .....    | 39             |
| 7,774                    |         |         |         |         |         |                    | 1974                           | 40             |
| 427,100                  | 400,117 | 302,940 | 239,049 | 196,523 | 180,466 | 3,168,733          | 1973 Total .....               | 41             |
| 449,037                  |         |         |         |         |         |                    | 1974                           | 42             |

TABLE 14A. Non-resident Travellers Entering Canada by Type of Transportation

| No.   | Type of transportation       |      | J     | F     | M     | A     | M     | J      | Six months<br>-<br>Six mois |
|---|------------------------------|------|-------|-------|-------|-------|-------|--------|-----------------------------|
| Residents of the United States                      |                              |      |       |       |       |       |       |        |                             |
| <u>Land</u>   |                              |      |       |       |       |       |       |        |                             |
| 1   | Automobile .....             | 1973 | 1,734 | 2,007 | 2,579 | 3,008 | 6,596 | 16,266 | 32,190                      |
| 2   |                              | 1974 | 1,914 | 1,720 | 2,702 | 3,632 | 6,070 | 13,438 | 29,476                      |
| 3   | Same day .....               | 1973 | 489   | 470   | 707   | 1,044 | 1,408 | 2,430  | 6,548                       |
| 4   |                              | 1974 | 706   | 699   | 1,036 | 1,156 | 1,736 | 2,772  | 8,105                       |
| 5   | One night .....              | 1973 | 352   | 416   | 385   | 558   | 1,319 | 3,274  | 6,304                       |
| 6   |                              | 1974 | 273   | 226   | 267   | 881   | 1,275 | 1,834  | 4,756                       |
| 7   | Two or more nights .....     | 1973 | 893   | 1,121 | 1,487 | 1,406 | 3,869 | 10,562 | 19,338                      |
| 8   |                              | 1974 | 935   | 795   | 1,399 | 1,595 | 3,059 | 8,832  | 16,615                      |
| 9   | Bus .....                    | 1973 | 12    | 12    | 558   | 160   | 385   | 1,944  | 3,071                       |
| 10  |                              | 1974 | -     | 8     | 273   | 2     | 307   | 2,494  | 3,084                       |
| 11  | Same day .....               | 1973 | -     | -     | 46    | 36    | 35    | 236    | 353                         |
| 12  |                              | 1974 | -     | -     | 100   | 1     | -     | 94     | 195                         |
| 13  | One or more nights .....     | 1973 | 12    | 12    | 512   | 124   | 350   | 1,708  | 2,718                       |
| 14  |                              | 1974 | -     | 8     | 173   | 1     | 307   | 2,400  | 2,889                       |
| 15  | Rail .....                   | 1973 | 74    | 82    | 33    | 97    | 1,438 | 5,734  | 7,458                       |
| 16  |                              | 1974 | 30    | 71    | 93    | 260   | 1,588 | 7,148  | 9,190                       |
| 17  | Other Methods .....          | 1973 | -     | 1     | 4     | 12    | 24    | 102    | 143                         |
| 18  |                              | 1974 | 2     | 2     | -     | 9     | 40    | 87     | 140                         |
| 19  | Total land .....             | 1973 | 1,820 | 2,102 | 3,174 | 3,277 | 8,443 | 24,046 | 42,862                      |
| 20  |                              | 1974 | 1,946 | 1,801 | 3,068 | 3,903 | 8,005 | 23,167 | 41,890                      |
| <u>Air</u>  |                              |      |       |       |       |       |       |        |                             |
| 21  | Commercial .....             | 1973 | 27    | -     | -     | 134   | 95    | 481    | 737                         |
| 22  |                              | 1974 | 24    | 135   | 117   | 99    | 180   | 524    | 1,079                       |
| 23  | Private .....                | 1973 | 30    | -     | -     | 90    | 149   | 317    | 586                         |
| 24  |                              | 1974 | 51    | 48    | 80    | 118   | 284   | 326    | 907                         |
| 25  | Total air .....              | 1973 | 57    | -     | -     | 224   | 244   | 798    | 1,323                       |
| 26  |                              | 1974 | 75    | 183   | 197   | 217   | 464   | 850    | 1,986                       |
| <u>Marine</u>                                       |                              |      |       |       |       |       |       |        |                             |
| 27  | Commercial .....             | 1973 | -     | -     | -     | -     | -     | -      | -                           |
| 28  |                              | 1974 | -     | -     | -     | -     | -     | -      | -                           |
| 29  | Private .....                | 1973 | -     | -     | -     | -     | -     | -      | -                           |
| 30  |                              | 1974 | -     | -     | -     | -     | -     | -      | -                           |
| 31  | Total marine .....           | 1973 | -     | -     | -     | -     | -     | -      | -                           |
| 32  |                              | 1974 | -     | -     | -     | -     | -     | -      | -                           |
| 33  | Total .....                  | 1973 | 1,877 | 2,102 | 3,174 | 3,501 | 8,687 | 24,844 | 44,185                      |
| 34  |                              | 1974 | 2,021 | 1,984 | 3,265 | 4,120 | 8,469 | 24,017 | 43,876                      |
| Residents of countries other than the United States |                              |      |       |       |       |       |       |        |                             |
| <u>Land (via the U.S.A.)</u>                        |                              |      |       |       |       |       |       |        |                             |
| 35  | Same day .....               | 1973 | -     | -     | -     | -     | 2     | 32     | 34                          |
| 36  |                              | 1974 | -     | -     | -     | -     | -     | 18     | 18                          |
| 37  | One or more nights .....     | 1973 | -     | -     | -     | 3     | 12    | 121    | 136                         |
| 38  |                              | 1974 | -     | -     | -     | -     | 10    | 124    | 134                         |
| 39  | Total land .....             | 1973 | -     | -     | -     | 3     | 14    | 153    | 170                         |
| 40  |                              | 1974 | -     | -     | -     | -     | 10    | 142    | 152                         |
| <u>Air</u>  |                              |      |       |       |       |       |       |        |                             |
| 41  | Entering direct .....        | 1973 | -     | -     | -     | -     | -     | -      | -                           |
| 42  |                              | 1974 | -     | -     | -     | -     | -     | -      | -                           |
| 43  | Entering via the U.S.A. .... | 1973 | -     | -     | -     | -     | -     | 2      | 2                           |
| 44  |                              | 1974 | -     | -     | -     | -     | -     | -      | -                           |
| 45  | Total air .....              | 1973 | -     | -     | -     | -     | -     | 2      | 2                           |
| 46  |                              | 1974 | -     | -     | -     | -     | -     | -      | -                           |
| <u>Marine</u>                                       |                              |      |       |       |       |       |       |        |                             |
| 47  | Entering direct .....        | 1973 | -     | -     | -     | -     | -     | -      | -                           |
| 48  |                              | 1974 | -     | -     | -     | -     | -     | -      | -                           |
| 49  | Entering via the U.S.A. .... | 1973 | -     | -     | -     | -     | -     | -      | -                           |
| 50  |                              | 1974 | -     | -     | -     | -     | -     | -      | -                           |
| 51  | Total marine .....           | 1973 | -     | -     | -     | -     | -     | -      | -                           |
| 52  |                              | 1974 | -     | -     | -     | -     | -     | -      | -                           |
| 53  | Total .....                  | 1973 | -     | -     | -     | 3     | 14    | 155    | 172                         |
| 54  |                              | 1974 | -     | -     | -     | -     | 10    | 142    | 152                         |
| 55  | Grand total .....            | 1973 | 1,877 | 2,102 | 3,174 | 3,504 | 8,701 | 24,999 | 44,357                      |
| 56  |                              | 1974 | 2,021 | 1,984 | 3,265 | 4,120 | 8,479 | 24,159 | 44,028                      |

TABLEAU 14A. Voyageurs non résidents entrant au Canada, selon le moyen de transport

| J  | A      | S      | O     | N     | D     | Year<br>—<br>Année | Moyen de<br>transport            | N <sup>o</sup> |
|--|--------|--------|-------|-------|-------|--------------------|----------------------------------|----------------|
| Résidents des États-Unis                     |        |        |       |       |       |                    |                                  |                |
|  |        |        |       |       |       |                    | <u>Par terre</u>                 |                |
| 25,488                                       | 23,610 | 10,232 | 4,653 | 3,512 | 3,189 | 102,874            | 1973 Automobile .....            | 1              |
| 20,443                                       |        |        |       |       |       |                    | 1974 .....                       | 2              |
| 3,470  | 3,109  | 1,840  | 866   | 866   | 739   | 17,438             | 1973 Même jour .....             | 3              |
| 4,938  |        |        |       |       |       |                    | 1974 .....                       | 4              |
| 4,513  | 3,872  | 1,796  | 751   | 425   | 338   | 17,999             | 1973 Une nuit' .....             | 5              |
| 3,175  |        |        |       |       |       |                    | 1974 .....                       | 6              |
| 17,505                                       | 16,629 | 6,596  | 3,036 | 2,221 | 2,112 | 67,437             | 1973 Deux nuits ou plus .....    | 7              |
| 12,330                                       |        |        |       |       |       |                    | 1974 .....                       | 8              |
| 3,779  | 3,317  | 1,280  | 28    | 59    | 66    | 11,600             | 1973 Autocar .....               | 9              |
| 4,457  |        |        |       |       |       |                    | 1974 .....                       | 10             |
| 501  | 303    | —      | —     | —     | —     | 1,157              | 1973 Même jour .....             | 11             |
| 189  |        |        |       |       |       |                    | 1974 .....                       | 12             |
| 3,278  | 3,014  | 1,280  | 28    | 59    | 66    | 10,443             | 1973 Une nuit ou plus .....      | 13             |
| 4,268  |        |        |       |       |       |                    | 1974 .....                       | 14             |
| 8,410  | 8,978  | 5,605  | 692   | 67    | 63    | 31,273             | 1973 Chemin de fer .....         | 15             |
| 7,850  |        |        |       |       |       |                    | 1974 .....                       | 16             |
| 211  | 145    | 58     | 3     | —     | —     | 560                | 1973 Autres moyens .....         | 17             |
| 215  |        |        |       |       |       |                    | 1974 .....                       | 18             |
| 37,888                                       | 36,050 | 17,175 | 5,376 | 3,638 | 3,318 | 146,307            | 1973 Total, par terre .....      | 19             |
| 32,965                                       |        |        |       |       |       |                    | 1974 .....                       | 20             |
|  |        |        |       |       |       |                    | <u>Par air</u>                   |                |
| 1,128  | 1,073  | 309    | 67    | 45    | 36    | 3,395              | 1973 Commercial .....            | 21             |
| 1,262  |        |        |       |       |       |                    | 1974 .....                       | 22             |
| 567  | 538    | 226    | 114   | 89    | 47    | 2,167              | 1973 Privé .....                 | 23             |
| 1,062  |        |        |       |       |       |                    | 1974 .....                       | 24             |
| 1,695  | 1,611  | 535    | 181   | 134   | 83    | 5,562              | 1973 Total, par air .....        | 25             |
| 2,324  |        |        |       |       |       |                    | 1974 .....                       | 26             |
|  |        |        |       |       |       |                    | <u>Par mer</u>                   |                |
| —  | —      | —      | —     | —     | —     | —                  | 1973 Commercial .....            | 27             |
| —  | —      | —      | —     | —     | —     | —                  | 1974 .....                       | 28             |
| —  | —      | —      | —     | —     | —     | —                  | 1973 Privé .....                 | 29             |
| —  | —      | —      | —     | —     | —     | —                  | 1974 .....                       | 30             |
| —  | —      | —      | —     | —     | —     | —                  | 1973 Total, par mer .....        | 31             |
| —  | —      | —      | —     | —     | —     | —                  | 1974 .....                       | 32             |
| 39,583                                       | 37,661 | 17,710 | 5,557 | 3,772 | 3,401 | 151,869            | 1973 Total .....                 | 33             |
| 35,289                                       |        |        |       |       |       |                    | 1974 .....                       | 34             |
| Résidents des pays autres que les États-Unis |        |        |       |       |       |                    |                                  |                |
|  |        |        |       |       |       |                    | <u>Par terre (via les É.-U.)</u> |                |
| 9  | 2      | 4      | 3     | —     | —     | 52                 | 1973 Même jour .....             | 35             |
| 58   |        |        |       |       |       |                    | 1974 .....                       | 36             |
| 239  | 316    | 97     | 20    | 2     | —     | 810                | 1973 Une nuit ou plus .....      | 37             |
| 346  |        |        |       |       |       |                    | 1974 .....                       | 38             |
| 248  | 318    | 101    | 23    | 2     | —     | 862                | 1973 Total, par terre .....      | 39             |
| 404  |        |        |       |       |       |                    | 1974 .....                       | 40             |
|  |        |        |       |       |       |                    | <u>Par air</u>                   |                |
| —  | —      | —      | —     | —     | —     | —                  | 1973 Entrée directe .....        | 41             |
| —  | —      | —      | —     | —     | —     | —                  | 1974 .....                       | 42             |
| 5  | —      | —      | —     | —     | —     | 7                  | 1973 Entrée via les É.U. ....    | 43             |
| —  |        |        |       |       |       |                    | 1974 .....                       | 44             |
| 5  | —      | —      | —     | —     | —     | 7                  | 1973 Total, par air .....        | 45             |
| —  |        |        |       |       |       |                    | 1974 .....                       | 46             |
|  |        |        |       |       |       |                    | <u>Par mer</u>                   |                |
| —  | —      | —      | —     | —     | —     | —                  | 1973 Entrée directe .....        | 47             |
| —  | —      | —      | —     | —     | —     | —                  | 1974 .....                       | 48             |
| —  | —      | —      | —     | —     | —     | —                  | 1973 Entrée via les É.-U. ....   | 49             |
| —  | —      | —      | —     | —     | —     | —                  | 1974 .....                       | 50             |
| —  | —      | —      | —     | —     | —     | —                  | 1973 Total, par mer .....        | 51             |
| —  | —      | —      | —     | —     | —     | —                  | 1974 .....                       | 52             |
| 253  | 318    | 101    | 23    | 2     | —     | 869                | 1973 Total .....                 | 53             |
| 404  |        |        |       |       |       |                    | 1974 .....                       | 54             |
| 39,836                                       | 37,979 | 17,811 | 5,580 | 3,774 | 3,401 | 152,738            | 1973 Total global .....          | 55             |
| 35,693                                       |        |        |       |       |       |                    | 1974 .....                       | 56             |

TABLE 14B. Non-Resident Travellers Entering Canada by Country of Residence(1) - Continued

| No.                     | Country of residence                  | J | F | M | A | M  | J   | Six months<br>-<br>Six mois |
|-------------------------|---------------------------------------|---|---|---|---|----|-----|-----------------------------|
| <u>Europe</u>           |                                       |   |   |   |   |    |     |                             |
| 1                       | Austria ..... 1973                    | - | - | - | - | -  | -   | -                           |
| 2                       | ..... 1974                            | - | - | - | - | -  | 4   | 4                           |
| 3                       | Azores ..... 1973                     | - | - | - | - | -  | -   | -                           |
| 4                       | ..... 1974                            | - | - | - | - | -  | -   | -                           |
| 5                       | Belgium ..... 1973                    | - | - | - | - | -  | -   | -                           |
| 6                       | ..... 1974                            | - | - | - | - | -  | -   | -                           |
| 7                       | Bulgaria ..... 1973                   | - | - | - | - | -  | -   | -                           |
| 8                       | ..... 1974                            | - | - | - | - | -  | -   | -                           |
| 9                       | Czechoslovakia ..... 1973             | - | - | - | - | -  | -   | -                           |
| 10                      | ..... 1974                            | - | - | - | - | -  | -   | -                           |
| 11                      | Denmark ..... 1973                    | - | - | - | - | -  | -   | -                           |
| 12                      | ..... 1974                            | - | - | - | - | -  | -   | -                           |
| 13                      | Finland ..... 1973                    | - | - | - | - | -  | -   | -                           |
| 14                      | ..... 1974                            | - | - | - | - | -  | -   | -                           |
| 15                      | France ..... 1973                     | - | - | - | - | -  | 11  | 11                          |
| 16                      | ..... 1974                            | - | - | - | - | 2  | 5   | 7                           |
| 17                      | Germany (Federal Republic) ..... 1973 | - | - | - | - | 7  | 77  | 84                          |
| 18                      | ..... 1974                            | - | - | - | - | 5  | 60  | 65                          |
| 19                      | Greece ..... 1973                     | - | - | - | - | -  | -   | -                           |
| 20                      | ..... 1974                            | - | - | - | - | -  | -   | -                           |
| 21                      | Hungary ..... 1973                    | - | - | - | - | -  | -   | -                           |
| 22                      | ..... 1974                            | - | - | - | - | -  | -   | -                           |
| 23                      | Ireland (Republic) ..... 1973         | - | - | - | - | -  | -   | -                           |
| 24                      | ..... 1974                            | - | - | - | - | -  | -   | -                           |
| 25                      | Italy ..... 1973                      | - | - | - | - | -  | -   | -                           |
| 26                      | ..... 1974                            | - | - | - | - | -  | -   | -                           |
| 27                      | Malta ..... 1973                      | - | - | - | - | -  | -   | -                           |
| 28                      | ..... 1974                            | - | - | - | - | -  | -   | -                           |
| 29                      | Netherlands, The ..... 1973           | - | - | - | - | -  | 3   | 3                           |
| 30                      | ..... 1974                            | - | - | - | - | -  | -   | -                           |
| 31                      | Norway ..... 1973                     | - | - | - | - | 1  | -   | 1                           |
| 32                      | ..... 1974                            | - | - | - | - | -  | -   | -                           |
| 33                      | Poland ..... 1973                     | - | - | - | - | -  | -   | -                           |
| 34                      | ..... 1974                            | - | - | - | - | -  | -   | -                           |
| 35                      | Portugal ..... 1973                   | - | - | - | - | -  | -   | -                           |
| 36                      | ..... 1974                            | - | - | - | - | -  | -   | -                           |
| 37                      | Rumania ..... 1973                    | - | - | - | - | -  | -   | -                           |
| 38                      | ..... 1974                            | - | - | - | - | -  | -   | -                           |
| 39                      | Spain ..... 1973                      | - | - | - | - | -  | -   | -                           |
| 40                      | ..... 1974                            | - | - | - | - | -  | -   | -                           |
| 41                      | Sweden ..... 1973                     | - | - | - | - | -  | 3   | 3                           |
| 42                      | ..... 1974                            | - | - | - | - | -  | 11  | 11                          |
| 43                      | Switzerland ..... 1973                | - | - | - | - | -  | 15  | 15                          |
| 44                      | ..... 1974                            | - | - | - | - | 2  | 11  | 13                          |
| 45                      | Turkey ..... 1973                     | - | - | - | - | -  | -   | -                           |
| 46                      | ..... 1974                            | - | - | - | - | -  | -   | -                           |
| 47                      | United Kingdom ..... 1973             | - | - | - | - | 2  | 11  | 13                          |
| 48                      | ..... 1974                            | - | - | - | - | 1  | 24  | 25                          |
| 49                      | U.S.S.R. .... 1973                    | - | - | - | - | -  | -   | -                           |
| 50                      | ..... 1974                            | - | - | - | - | -  | -   | -                           |
| 51                      | Yugoslavia ..... 1973                 | - | - | - | 3 | -  | -   | 3                           |
| 52                      | ..... 1974                            | - | - | - | - | -  | -   | -                           |
| 53                      | Other ..... 1973                      | - | - | - | - | -  | -   | -                           |
| 54                      | ..... 1974                            | - | - | - | - | -  | -   | -                           |
| 55                      | Total ..... 1973                      | - | - | - | 3 | 10 | 120 | 133                         |
| 56                      | ..... 1974                            | - | - | - | - | 10 | 115 | 125                         |
| <u>Africa</u>           |                                       |   |   |   |   |    |     |                             |
| 57                      | Algeria ..... 1973                    | - | - | - | - | -  | -   | -                           |
| 58                      | ..... 1974                            | - | - | - | - | -  | -   | -                           |
| 59                      | Egypt ..... 1973                      | - | - | - | - | -  | -   | -                           |
| 60                      | ..... 1974                            | - | - | - | - | -  | -   | -                           |
| 61                      | Rhodesia ..... 1973                   | - | - | - | - | -  | -   | -                           |
| 62                      | ..... 1974                            | - | - | - | - | -  | -   | -                           |
| 63                      | South Africa ..... 1973               | - | - | - | - | -  | 2   | 2                           |
| 64                      | ..... 1974                            | - | - | - | - | -  | -   | -                           |
| 65                      | Other ..... 1973                      | - | - | - | - | -  | 1   | 1                           |
| 66                      | ..... 1974                            | - | - | - | - | -  | -   | -                           |
| 67                      | Total ..... 1973                      | - | - | - | - | -  | 3   | 3                           |
| 68                      | ..... 1974                            | - | - | - | - | -  | -   | -                           |
| <u>Asia (Continued)</u> |                                       |   |   |   |   |    |     |                             |
| 69                      | Bangladesh ..... 1973                 | - | - | - | - | -  | -   | -                           |
| 70                      | ..... 1974                            | - | - | - | - | -  | -   | -                           |
| 71                      | China ..... 1973                      | - | - | - | - | -  | -   | -                           |
| 72                      | ..... 1974                            | - | - | - | - | -  | -   | -                           |
| 73                      | Hong Kong ..... 1973                  | - | - | - | - | -  | -   | -                           |
| 74                      | ..... 1974                            | - | - | - | - | -  | -   | -                           |
| 75                      | India ..... 1973                      | - | - | - | - | -  | -   | -                           |
| 76                      | ..... 1974                            | - | - | - | - | -  | -   | -                           |

See footnote(s) at the end of the table.

TABLEAU 14B. Voyageurs non résidents entrant au Canada, selon le pays de résidence(1) - suite

| J   | A   | S  | O  | N | D | Year - Année | Pays de résidence                          | N <sup>o</sup> |
|-----|-----|----|----|---|---|--------------|--|----------------|
|     |     |    |    |   |   |              | <u>Europe</u>                              |                |
| 16  | 2   | 2  | -  | - | - | 20           | 1973 Autriche .....                        | 1              |
| 14  | -   | -  | -  | - | - | -            | 1974 .....                                 | 2              |
| -   | -   | -  | -  | - | - | -            | 1973 Açores .....                          | 3              |
| -   | -   | -  | -  | - | - | -            | 1974 .....                                 | 4              |
| 1   | -   | -  | -  | - | - | 1            | 1973 Belgique .....                        | 5              |
| -   | -   | -  | -  | - | - | -            | 1974 .....                                 | 6              |
| -   | -   | -  | -  | - | - | -            | 1973 Bulgarie .....                        | 7              |
| -   | -   | -  | -  | - | - | -            | 1974 .....                                 | 8              |
| 1   | -   | -  | -  | - | - | -            | 1973 Tchécoslovaquie .....                 | 9              |
| 2   | -   | 1  | -  | - | - | 3            | 1974 .....                                 | 10             |
| 3   | -   | -  | -  | - | - | -            | 1973 Danemark .....                        | 11             |
| 1   | 3   | -  | -  | - | - | 4            | 1974 .....                                 | 12             |
| -   | -   | -  | -  | - | - | -            | 1973 Finlande .....                        | 13             |
| 7   | 26  | 5  | -  | - | - | 49           | 1974 .....                                 | 14             |
| 20  | -   | -  | -  | - | - | -            | 1973 France .....                          | 15             |
| 91  | 169 | 48 | 3  | - | - | 395          | 1974 .....                                 | 16             |
| 231 | -   | -  | -  | - | - | -            | 1973 Allemagne (République fédérale) ..... | 17             |
| -   | -   | -  | -  | - | - | -            | 1974 .....                                 | 18             |
| -   | -   | -  | -  | - | - | -            | 1973 Grèce .....                           | 19             |
| 1   | -   | -  | -  | - | - | 1            | 1974 .....                                 | 20             |
| -   | -   | -  | -  | - | - | -            | 1973 Hongrie .....                         | 21             |
| 3   | 5   | -  | -  | - | - | 8            | 1974 .....                                 | 22             |
| 1   | -   | -  | -  | - | - | -            | 1973 Irlande (République) .....            | 23             |
| 8   | 4   | 1  | 2  | - | - | 15           | 1974 .....                                 | 24             |
| 6   | -   | -  | -  | - | - | -            | 1973 Italie .....                          | 25             |
| -   | -   | -  | -  | - | - | -            | 1974 .....                                 | 26             |
| 2   | 1   | 3  | 1  | - | - | 10           | 1973 Malte .....                           | 27             |
| 2   | -   | -  | -  | - | - | -            | 1974 .....                                 | 28             |
| 2   | -   | -  | -  | - | - | -            | 1973 Pays-Bas .....                        | 29             |
| 3   | -   | -  | -  | - | - | 3            | 1974 .....                                 | 30             |
| -   | -   | -  | -  | - | - | -            | 1973 Norvège .....                         | 31             |
| -   | -   | -  | -  | - | - | -            | 1974 .....                                 | 32             |
| -   | -   | -  | -  | - | - | -            | 1973 Pologne .....                         | 33             |
| -   | -   | -  | -  | - | - | -            | 1974 .....                                 | 34             |
| -   | -   | -  | -  | - | - | -            | 1973 Portugal .....                        | 35             |
| -   | -   | -  | -  | - | - | -            | 1974 .....                                 | 36             |
| 2   | 1   | -  | -  | - | - | 3            | 1973 Roumanie .....                        | 37             |
| 3   | -   | -  | -  | - | - | -            | 1974 .....                                 | 38             |
| 6   | 9   | -  | 3  | - | - | 21           | 1973 Espagne .....                         | 39             |
| 6   | -   | -  | -  | - | - | -            | 1974 .....                                 | 40             |
| 23  | 26  | 9  | 5  | - | - | 78           | 1973 Suède .....                           | 41             |
| 39  | -   | -  | -  | - | - | -            | 1974 .....                                 | 42             |
| -   | -   | -  | -  | - | - | -            | 1973 Suisse .....                          | 43             |
| 21  | 34  | 18 | 2  | - | - | 88           | 1974 .....                                 | 44             |
| 25  | -   | -  | -  | - | - | -            | 1973 Turquie .....                         | 45             |
| -   | -   | -  | -  | - | - | -            | 1974 .....                                 | 46             |
| -   | -   | -  | -  | - | - | -            | 1973 Royaume-Uni .....                     | 47             |
| -   | -   | -  | -  | - | - | -            | 1974 .....                                 | 48             |
| -   | -   | -  | -  | - | - | -            | 1973 U.R.S.S. ....                         | 49             |
| -   | -   | -  | -  | - | - | -            | 1974 .....                                 | 50             |
| -   | -   | -  | -  | - | - | 3            | 1973 Yougoslavie .....                     | 51             |
| -   | -   | -  | -  | - | - | -            | 1974 .....                                 | 52             |
| -   | -   | -  | -  | - | - | -            | 1973 Autres .....                          | 53             |
| -   | -   | -  | -  | - | - | -            | 1974 .....                                 | 54             |
| 186 | 280 | 87 | 16 | - | - | 702          | 1973 Total .....                           | 55             |
| 354 | -   | -  | -  | - | - | -            | 1974 .....                                 | 56             |
|     |     |    |    |   |   |              | <u>Afrique</u>                             |                |
| -   | -   | -  | -  | - | - | -            | 1973 Algérie .....                         | 57             |
| -   | -   | -  | -  | - | - | -            | 1974 .....                                 | 58             |
| -   | -   | -  | -  | - | - | -            | 1973 Égypte .....                          | 59             |
| -   | -   | -  | -  | - | - | -            | 1974 .....                                 | 60             |
| -   | -   | -  | -  | - | - | -            | 1973 Rhodésie .....                        | 61             |
| -   | -   | -  | -  | - | - | -            | 1974 .....                                 | 62             |
| 10  | -   | -  | 1  | - | - | 13           | 1973 Afrique du Sud .....                  | 63             |
| 3   | -   | -  | -  | - | - | -            | 1974 .....                                 | 64             |
| -   | -   | -  | -  | - | - | 1            | 1973 Autres .....                          | 65             |
| 1   | -   | -  | -  | - | - | -            | 1974 .....                                 | 66             |
| 10  | -   | -  | 1  | - | - | 14           | 1973 Total .....                           | 67             |
| 4   | -   | -  | -  | - | - | -            | 1974 .....                                 | 68             |
|     |     |    |    |   |   |              | <u>Asie (suite)</u>                        |                |
| -   | -   | -  | -  | - | - | -            | 1973 Bangladesh .....                      | 69             |
| -   | -   | -  | -  | - | - | -            | 1974 .....                                 | 70             |
| -   | -   | -  | -  | - | - | -            | 1973 Chine .....                           | 71             |
| -   | -   | -  | -  | - | - | -            | 1974 .....                                 | 72             |
| -   | -   | -  | -  | - | - | -            | 1973 Hong-Kong .....                       | 73             |
| -   | 1   | -  | -  | - | - | 1            | 1974 .....                                 | 74             |
| -   | -   | -  | -  | - | - | -            | 1973 Inde .....                            | 75             |
| -   | -   | -  | -  | - | - | -            | 1974 .....                                 | 76             |

Voir renvoi(s) à la fin du tableau.

TABLE 14B. Non-resident Travellers Entering Canada by Country of Residence(1) - Concluded

| No.   | Country of residence          | J     | F     | M     | A     | M     | J      | Six months<br>-<br>Six mois |  |
|---|-------------------------------|-------|-------|-------|-------|-------|--------|-----------------------------|--|
| <u>Asia - Concluded</u>                                 |                               |       |       |       |       |       |        |                             |  |
| 1   | Israel .....                  | 1973  | -     | -     | -     | 1     | -      | 1                           |  |
| 2   | 1974                          | -     | -     | -     | -     | -     | -      | -                           |  |
| 3   | Japan .....                   | 1973  | -     | -     | -     | -     | 10     | 10                          |  |
| 4   | 1974                          | -     | -     | -     | -     | -     | 4      | 4                           |  |
| 5   | Korea, South .....            | 1973  | -     | -     | -     | -     | -      | -                           |  |
| 6   | 1974                          | -     | -     | -     | -     | -     | -      | -                           |  |
| 7   | Lebanon .....                 | 1973  | -     | -     | -     | -     | -      | -                           |  |
| 8   | 1974                          | -     | -     | -     | -     | -     | -      | -                           |  |
| 9   | Pakistan .....                | 1973  | -     | -     | -     | -     | -      | -                           |  |
| 10  | 1974                          | -     | -     | -     | -     | -     | -      | -                           |  |
| 11  | Philippines .....             | 1973  | -     | -     | -     | -     | -      | -                           |  |
| 12  | 1974                          | -     | -     | -     | -     | -     | -      | -                           |  |
| 13  | Sri Lanka .....               | 1973  | -     | -     | -     | -     | -      | -                           |  |
| 14  | 1974                          | -     | -     | -     | -     | -     | -      | -                           |  |
| 15  | Syria .....                   | 1973  | -     | -     | -     | -     | -      | -                           |  |
| 16  | 1974                          | -     | -     | -     | -     | -     | -      | -                           |  |
| 17  | Taiwan .....                  | 1973  | -     | -     | -     | -     | -      | -                           |  |
| 18  | 1974                          | -     | -     | -     | -     | -     | -      | -                           |  |
| 19  | Other .....                   | 1973  | -     | -     | -     | -     | -      | -                           |  |
| 20  | 1974                          | -     | -     | -     | -     | -     | -      | -                           |  |
| 21  | Total .....                   | 1973  | -     | -     | -     | 1     | 10     | 11                          |  |
| 22  | 1974                          | -     | -     | -     | -     | -     | 4      | 4                           |  |
| <u>North America, Central<br/>America and Caribbean</u> |                               |       |       |       |       |       |        |                             |  |
| 23  | Antigua .....                 | 1973  | -     | -     | -     | -     | -      | -                           |  |
| 24  | 1974                          | -     | -     | -     | -     | -     | -      | -                           |  |
| 25  | Bahamas .....                 | 1973  | -     | -     | -     | -     | -      | -                           |  |
| 26  | 1974                          | -     | -     | -     | -     | -     | -      | -                           |  |
| 27  | Barbados .....                | 1973  | -     | -     | -     | -     | -      | -                           |  |
| 28  | 1974                          | -     | -     | -     | -     | -     | -      | -                           |  |
| 29  | Bermuda .....                 | 1973  | -     | -     | -     | -     | -      | -                           |  |
| 30  | 1974                          | -     | -     | -     | -     | -     | -      | -                           |  |
| 31  | Cuba .....                    | 1973  | -     | -     | -     | -     | -      | -                           |  |
| 32  | 1974                          | -     | -     | -     | -     | -     | -      | -                           |  |
| 33  | Haiti .....                   | 1973  | -     | -     | -     | -     | -      | -                           |  |
| 34  | 1974                          | -     | -     | -     | -     | -     | -      | -                           |  |
| 35  | Jamaica .....                 | 1973  | -     | -     | -     | -     | -      | -                           |  |
| 36  | 1974                          | -     | -     | -     | -     | -     | -      | -                           |  |
| 37  | Mexico .....                  | 1973  | -     | -     | -     | -     | 2      | 2                           |  |
| 38  | 1974                          | -     | -     | -     | -     | -     | -      | -                           |  |
| 39  | St. Pierre and Miquelon ..... | 1973  | -     | -     | -     | -     | -      | -                           |  |
| 40  | 1974                          | -     | -     | -     | -     | -     | -      | -                           |  |
| 41  | Trinidad and Tobago .....     | 1973  | -     | -     | -     | -     | -      | -                           |  |
| 42  | 1974                          | -     | -     | -     | -     | -     | -      | -                           |  |
| 43  | United States .....           | 1973  | 1,877 | 2,102 | 3,174 | 3,501 | 8,687  | 24,844                      |  |
| 44  | 1974                          | 2,021 | 1,984 | 3,265 | 4,120 | 8,469 | 24,017 | 44,185                      |  |
| 45  | Other .....                   | 1973  | -     | -     | -     | -     | -      | -                           |  |
| 46  | 1974                          | -     | -     | -     | -     | -     | -      | -                           |  |
| 47  | Total .....                   | 1973  | 1,877 | 2,102 | 3,174 | 3,501 | 8,687  | 24,844                      |  |
| 48  | 1974                          | 2,021 | 1,984 | 3,265 | 4,120 | 8,469 | 24,017 | 44,187                      |  |
| 49  | <u>South America</u>          |       |       |       |       |       |        |                             |  |
| 50  | Argentina .....               | 1973  | -     | -     | -     | -     | -      | -                           |  |
| 51  | 1974                          | -     | -     | -     | -     | -     | -      | -                           |  |
| 52  | Brazil .....                  | 1973  | -     | -     | -     | -     | 2      | 2                           |  |
| 53  | 1974                          | -     | -     | -     | -     | -     | 1      | 1                           |  |
| 54  | Colombia .....                | 1973  | -     | -     | -     | -     | -      | -                           |  |
| 55  | 1974                          | -     | -     | -     | -     | -     | -      | -                           |  |
| 56  | Guyana .....                  | 1973  | -     | -     | -     | -     | -      | -                           |  |
| 57  | 1974                          | -     | -     | -     | -     | -     | -      | -                           |  |
| 58  | Venezuela .....               | 1973  | -     | -     | -     | -     | -      | -                           |  |
| 59  | 1974                          | -     | -     | -     | -     | -     | -      | -                           |  |
| 60  | Other .....                   | 1973  | -     | -     | -     | -     | -      | -                           |  |
| 61  | 1974                          | -     | -     | -     | -     | -     | -      | -                           |  |
| 62  | Total .....                   | 1973  | -     | -     | -     | -     | 2      | 2                           |  |
| 63  | 1974                          | -     | -     | -     | -     | -     | 1      | 1                           |  |
| <u>Oceania and Other</u>                                |                               |       |       |       |       |       |        |                             |  |
| <u>Ocean Islands</u>                                    |                               |       |       |       |       |       |        |                             |  |
| 64  | Australia .....               | 1973  | -     | -     | -     | 1     | 16     | 17                          |  |
| 65  | 1974                          | -     | -     | -     | -     | -     | 19     | 19                          |  |
| 66  | New Zealand .....             | 1973  | -     | -     | -     | 2     | 2      | 4                           |  |
| 67  | 1974                          | -     | -     | -     | -     | -     | 3      | 3                           |  |
| 68  | Other .....                   | 1973  | -     | -     | -     | -     | -      | -                           |  |
| 69  | 1974                          | -     | -     | -     | -     | -     | -      | -                           |  |
| 70  | Total .....                   | 1973  | -     | -     | -     | 3     | 18     | 21                          |  |
| 71  | 1974                          | -     | -     | -     | -     | -     | 22     | 22                          |  |
| 72  | Grand total .....             | 1973  | 1,877 | 2,102 | 3,174 | 3,504 | 8,701  | 24,999                      |  |
| 73  | 1974                          | 2,021 | 1,984 | 3,265 | 4,120 | 8,479 | 24,159 | 44,028                      |  |

(1) Additional data are available by country on request.

TABLEAU 14B. Voyageurs non résidents entrant au Canada, selon le pays de résidence(1) - fin

| J      | A      | S      | O     | N     | D     | Year<br>-<br>Année | Pays de<br>résidence                                       | No |
|--------|--------|--------|-------|-------|-------|--------------------|--|----|
|        |        |        |       |       |       |                    | <u>Asie - fin</u>  |    |
|        |        | 1      | -     | -     | -     | 2                  | 1973 Israël .....  | 1  |
|        |        |        |       |       |       |                    | 1974 .....   | 2  |
| 19     | 11     | 3      | 1     | -     | -     | 44                 | 1973 Japon .....   | 3  |
| 26     |        |        |       |       |       |                    | 1974 .....   | 4  |
|        |        |        |       |       |       |                    | 1973 Corée du Sud .....                                    | 5  |
|        |        |        |       |       |       |                    | 1974 .....   | 6  |
|        |        |        |       |       |       |                    | 1973 Liban .....   | 7  |
|        |        |        |       |       |       |                    | 1974 .....   | 8  |
|        |        |        |       |       |       |                    | 1973 Pakistan .....  | 9  |
|        |        |        |       |       |       |                    | 1974 .....   | 10 |
|        |        |        |       |       |       |                    | 1973 Philippines .....                                     | 11 |
|        |        |        |       |       |       |                    | 1974 .....   | 12 |
|        |        |        |       |       |       |                    | 1973 Sri Lanka .....                                       | 13 |
|        |        |        |       |       |       |                    | 1974 .....   | 14 |
|        |        |        |       |       |       |                    | 1973 Syrie .....   | 15 |
|        |        |        |       |       |       |                    | 1974 .....   | 16 |
|        |        |        |       |       |       |                    | 1973 Taiwan .....  | 17 |
|        |        |        |       |       |       |                    | 1974 .....   | 18 |
| 1      |        |        |       |       |       | 1                  | 1973 Autres .....  | 19 |
|        |        |        |       |       |       |                    | 1974 .....   | 20 |
| 20     | 12     | 4      | 1     | -     | -     | 48                 | 1973 Total .....   | 21 |
| 26     |        |        |       |       |       |                    | 1974 .....   | 22 |
|        |        |        |       |       |       |                    | <u>Amérique du Nord,<br/>Amérique centrale et Antilles</u> |    |
|        |        |        |       |       |       |                    | 1973 Antigua .....   | 23 |
|        |        |        |       |       |       |                    | 1974 .....   | 24 |
|        |        |        |       |       |       |                    | 1973 Bahamas .....   | 25 |
|        |        |        |       |       |       |                    | 1974 .....   | 26 |
|        |        |        |       |       |       |                    | 1973 Barbade .....   | 27 |
|        |        |        |       |       |       |                    | 1974 .....   | 28 |
|        |        |        |       |       |       |                    | 1973 Bermudes .....  | 29 |
|        |        |        |       |       |       |                    | 1974 .....   | 30 |
|        |        |        |       |       |       |                    | 1973 Cuba .....  | 31 |
|        |        |        |       |       |       |                    | 1974 .....   | 32 |
|        |        |        |       |       |       |                    | 1973 Haïti .....   | 33 |
|        |        |        |       |       |       |                    | 1974 .....   | 34 |
|        |        |        |       |       |       |                    | 1973 Jamaïque .....  | 35 |
|        |        |        |       |       |       |                    | 1974 .....   | 36 |
| 25     | 11     |        |       | 2     |       | 40                 | 1973 Mexique .....   | 37 |
|        |        |        |       |       |       |                    | 1974 .....   | 38 |
|        |        |        |       |       |       |                    | 1973 St. Pierre-et-Miquelon .....                          | 39 |
|        |        |        |       |       |       |                    | 1974 .....   | 40 |
|        |        |        |       |       |       |                    | 1973 Trinité et Tobago .....                               | 41 |
|        |        |        |       |       |       |                    | 1974 .....   | 42 |
| 39,583 | 37,661 | 17,710 | 5,557 | 3,772 | 3,401 | 151,869            | 1973 États-Unis .....                                      | 43 |
| 35,289 |        |        |       |       |       |                    | 1974 .....   | 44 |
|        |        |        |       |       |       |                    | 1973 Autres .....  | 45 |
| 1      |        |        |       |       |       |                    | 1974 .....   | 46 |
| 39,608 | 37,672 | 17,710 | 5,557 | 3,774 | 3,401 | 151,909            | 1973 Total .....   | 47 |
| 35,290 |        |        |       |       |       |                    | 1974 .....   | 48 |
|        |        |        |       |       |       |                    | <u>Amérique du Sud</u>                                     |    |
| 1      |        | 3      |       |       |       | 4                  | 1973 Argentine .....                                       | 49 |
| 1      |        |        |       |       |       |                    | 1974 .....   | 50 |
|        |        |        |       |       |       | 2                  | 1973 Brésil .....  | 51 |
| 2      |        |        |       |       |       |                    | 1974 .....   | 52 |
|        |        |        |       |       |       |                    | 1973 Colombie .....  | 53 |
|        |        |        |       |       |       |                    | 1974 .....   | 54 |
|        |        |        |       |       |       |                    | 1973 Guyane .....  | 55 |
| 1      |        |        |       |       |       |                    | 1974 .....   | 56 |
|        |        |        |       |       |       |                    | 1973 Venezuela .....                                       | 57 |
|        |        |        |       |       |       |                    | 1974 .....   | 58 |
|        |        |        |       |       |       |                    | 1973 Autres .....  | 59 |
|        |        |        |       |       |       |                    | 1974 .....   | 60 |
| 1      |        | 3      |       |       |       | 6                  | 1973 Total .....   | 61 |
| 4      |        |        |       |       |       |                    | 1974 .....   | 62 |
|        |        |        |       |       |       |                    | <u>Océanie et autres îles<br/>océaniques</u>               |    |
| 7      | 12     | 2      | 3     |       |       | 41                 | 1973 Australie .....                                       | 63 |
| 13     |        |        |       |       |       |                    | 1974 .....   | 64 |
| 4      | 3      | 5      | 2     |       |       | 18                 | 1973 Nouvelle-Zélande .....                                | 65 |
| 2      |        |        |       |       |       |                    | 1974 .....   | 66 |
|        |        |        |       |       |       |                    | 1973 Autres .....  | 67 |
|        |        |        |       |       |       |                    | 1974 .....   | 68 |
| 11     | 15     | 7      | 5     |       |       | 59                 | 1973 Total .....   | 69 |
| 15     |        |        |       |       |       |                    | 1974 .....   | 70 |
| 39,836 | 37,979 | 17,811 | 5,580 | 3,774 | 3,401 | 152,738            | 1973 Total global .....                                    | 71 |
| 35,693 |        |        |       |       |       |                    | 1974 .....   | 72 |

(1) D'autres renseignements sont disponibles par pays, sur demande.

TABLE 14C. Resident Travellers Returning to Canada by Type of Transportation

| No.  | Type of transportation             | J   | F   | M   | A     | M     | J     | Six months<br>-<br>Six mois |
|--|------------------------------------|-----|-----|-----|-------|-------|-------|-----------------------------|
| Returning from the United States(1)                      |                                    |     |     |     |       |       |       |                             |
| <u>Land</u>  |                                    |     |     |     |       |       |       |                             |
| 1  | Automobile ..... 1973              | 148 | 168 | 201 | 715   | 1,109 | 1,564 | 3,905                       |
| 2  | ..... 1974                         | 131 | 175 | 154 | 714   | 1,398 | 1,755 | 4,327                       |
| 3  | Same day ..... 1973                | 80  | 112 | 106 | 158   | 211   | 329   | 996                         |
| 4  | ..... 1974                         | 73  | 61  | 82  | 231   | 304   | 445   | 1,196                       |
| 5  | One night ..... 1973               | 22  | 34  | 29  | 118   | 195   | 183   | 581                         |
| 6  | ..... 1974                         | 21  | 18  | 23  | 157   | 199   | 361   | 779                         |
| 7  | Two or more nights ..... 1973      | 46  | 22  | 66  | 439   | 703   | 1,052 | 2,328                       |
| 8  | ..... 1974                         | 37  | 96  | 49  | 326   | 895   | 949   | 2,352                       |
| 9  | Bus ..... 1973                     | 6   | -   | 77  | 62    | 55    | 263   | 463                         |
| 10   | ..... 1974                         | -   | -   | 2   | 353   | 43    | 186   | 584                         |
| 11   | Same day ..... 1973                | -   | -   | -   | -     | -     | 102   | 102                         |
| 12   | ..... 1974                         | -   | -   | -   | 22    | 1     | 21    | 44                          |
| 13   | One or more nights ..... 1973      | 6   | -   | 77  | 62    | 55    | 161   | 361                         |
| 14   | ..... 1974                         | -   | -   | 2   | 331   | 42    | 165   | 540                         |
| 15   | Rail ..... 1973                    | 18  | 63  | 102 | 313   | 267   | 352   | 1,115                       |
| 16   | ..... 1974                         | 94  | 90  | 55  | 160   | 274   | 298   | 971                         |
| 17   | Other methods ..... 1973           | 1   | -   | 3   | 5     | 15    | 12    | 36                          |
| 18   | ..... 1974                         | -   | -   | -   | 2     | 1     | 9     | 12                          |
| 19   | Total land ..... 1973              | 173 | 231 | 383 | 1,095 | 1,446 | 2,191 | 5,519                       |
| 20   | ..... 1974                         | 225 | 265 | 211 | 1,229 | 1,716 | 2,248 | 5,894                       |
| <u>Air</u>   |                                    |     |     |     |       |       |       |                             |
| 21   | Commercial ..... 1973              | 17  | -   | -   | 58    | 77    | 118   | 270                         |
| 22   | ..... 1974                         | 17  | 180 | 438 | 51    | 42    | 53    | 781                         |
| 23   | Private ..... 1973                 | 10  | -   | -   | 15    | 38    | 28    | 91                          |
| 24   | ..... 1974                         | 41  | 6   | 39  | 45    | 70    | 20    | 221                         |
| 25   | Total air ..... 1973               | 27  | -   | -   | 73    | 115   | 146   | 361                         |
| 26   | ..... 1974                         | 58  | 186 | 477 | 96    | 112   | 73    | 1,002                       |
| <u>Marine</u>  |                                    |     |     |     |       |       |       |                             |
| 27   | Commercial ..... 1973              | -   | -   | -   | -     | -     | -     | -                           |
| 28   | ..... 1974                         | -   | -   | -   | -     | -     | -     | -                           |
| 29   | Private ..... 1973                 | -   | -   | -   | -     | -     | -     | -                           |
| 30   | ..... 1974                         | -   | -   | -   | -     | -     | -     | -                           |
| 31   | Total marine ..... 1973            | -   | -   | -   | -     | -     | -     | -                           |
| 32   | ..... 1974                         | -   | -   | -   | -     | -     | -     | -                           |
| 33   | Total ..... 1973                   | 200 | 231 | 383 | 1,168 | 1,561 | 2,337 | 5,880                       |
| 34   | ..... 1974                         | 283 | 451 | 688 | 1,325 | 1,828 | 2,321 | 6,896                       |
| Returning from countries other than the United States(2) |                                    |     |     |     |       |       |       |                             |
| <u>Land (via the U.S.A.)</u>                             |                                    |     |     |     |       |       |       |                             |
| 35   | ..... 1973                         | -   | -   | -   | -     | -     | -     | -                           |
| 36   | ..... 1974                         | -   | -   | -   | -     | -     | -     | -                           |
| <u>Air</u>   |                                    |     |     |     |       |       |       |                             |
| 37   | Returning direct ..... 1973        | -   | -   | -   | -     | -     | -     | -                           |
| 38   | ..... 1974                         | -   | -   | -   | -     | -     | -     | -                           |
| 39   | Returning via the U.S.A. .... 1973 | -   | -   | -   | -     | -     | -     | -                           |
| 40   | ..... 1974                         | -   | -   | -   | -     | -     | -     | -                           |
| 41   | Total air ..... 1973               | -   | -   | -   | -     | -     | -     | -                           |
| 42   | ..... 1974                         | -   | -   | -   | -     | -     | -     | -                           |
| <u>Marine</u>  |                                    |     |     |     |       |       |       |                             |
| 43   | Returning direct ..... 1973        | -   | -   | -   | -     | -     | -     | -                           |
| 44   | ..... 1974                         | -   | -   | -   | -     | -     | -     | -                           |
| 45   | Returning via the U.S.A. .... 1973 | -   | -   | -   | -     | -     | -     | -                           |
| 46   | ..... 1974                         | -   | -   | -   | -     | -     | -     | -                           |
| 47   | Total marine ..... 1973            | -   | -   | -   | -     | -     | -     | -                           |
| 48   | ..... 1974                         | -   | -   | -   | -     | -     | -     | -                           |
| 49   | Total ..... 1973                   | -   | -   | -   | -     | -     | -     | -                           |
| 50   | ..... 1974                         | -   | -   | -   | -     | -     | -     | -                           |
| 51   | Grand total ..... 1973             | 200 | 231 | 383 | 1,168 | 1,561 | 2,337 | 5,880                       |
| 52   | ..... 1974                         | 283 | 451 | 688 | 1,325 | 1,828 | 2,321 | 6,896                       |

(1) Continental United States and Alaska.

(2) Includes Hawaii, Puerto Rico, Philippines and other U.S. protectorates.



TABLEAU 14C. Voyageurs résidents revenant au Canada, selon le moyen de transport

| J   | A     | S     | O   | N   | D   | Year<br>-<br>Année | Moyen de<br>transport            | N <sup>o</sup> |
|---|-------|-------|-----|-----|-----|--------------------|----------------------------------|----------------|
| Rentrée des États-Unis(1)                     |       |       |     |     |     |                    |                                  |                |
|   |       |       |     |     |     |                    | <u>Par terre</u>                 |                |
| 4,000   | 3,027 | 1,138 | 595 | 158 | 131 | 12,954             | 1973 Automobile .....            | 1              |
| 3,488   |       |       |     |     |     |                    | 1974 .....                       | 2              |
| 581   | 556   | 359   | 114 | 73  | 78  | 2,757              | 1973 Même jour .....             | 3              |
| 558   |       |       |     |     |     |                    | 1974 .....                       | 4              |
| 775   | 451   | 196   | 87  | -   | 6   | 2,096              | 1973 Une nuit .....              | 5              |
| 699   |       |       |     |     |     |                    | 1974 .....                       | 6              |
| 2,644   | 2,020 | 583   | 394 | 85  | 47  | 8,101              | 1973 Deux nuits ou plus .....    | 7              |
| 2,231   |       |       |     |     |     |                    | 1974 .....                       | 8              |
| 272   | 209   | 49    | 5   | 33  | 81  | 1,112              | 1973 Autocar .....               | 9              |
| 751   |       |       |     |     |     |                    | 1974 .....                       | 10             |
| 3   | 164   | -     | -   | -   | -   | 269                | 1973 Même jour .....             | 11             |
| 1   |       |       |     |     |     |                    | 1974 .....                       | 12             |
| 269   | 45    | 49    | 5   | 33  | 81  | 843                | 1973 Une nuit ou plus .....      | 13             |
| 750   |       |       |     |     |     |                    | 1974 .....                       | 14             |
| 771   | 692   | 174   | 57  | 66  | 114 | 2,989              | 1973 Chemin de fer .....         | 15             |
| 465   |       |       |     |     |     |                    | 1974 .....                       | 16             |
| 29  | 16    | 7     | 2   | 1   | -   | 91                 | 1973 Autres moyens .....         | 17             |
| 14  |       |       |     |     |     |                    | 1974 .....                       | 18             |
| 5,072   | 3,944 | 1,368 | 659 | 258 | 326 | 17,146             | 1973 Total, par terre .....      | 19             |
| 4,718   |       |       |     |     |     |                    | 1974 .....                       | 20             |
|   |       |       |     |     |     |                    | <u>Par air</u>                   |                |
| 166   | 191   | 38    | 51  | 39  | 117 | 872                | 1973 Commercial .....            | 21             |
| 98  |       |       |     |     |     |                    | 1974 .....                       | 22             |
| 18  | 60    | 19    | 14  | 22  | 5   | 229                | 1973 Privé .....                 | 23             |
| 85  |       |       |     |     |     |                    | 1974 .....                       | 24             |
| 184   | 251   | 57    | 65  | 61  | 122 | 1,101              | 1973 Total, par air .....        | 25             |
| 143   |       |       |     |     |     |                    | 1974 .....                       | 26             |
|   |       |       |     |     |     |                    | <u>Par mer</u>                   |                |
| -   | -     | -     | -   | -   | -   | -                  | 1973 Commercial .....            | 27             |
| -   |       |       |     |     |     |                    | 1974 .....                       | 28             |
| -   | -     | -     | -   | -   | -   | -                  | 1973 Privé .....                 | 29             |
| -   |       |       |     |     |     |                    | 1974 .....                       | 30             |
| -   | -     | -     | -   | -   | -   | -                  | 1973 Total, par mer .....        | 31             |
| -   |       |       |     |     |     |                    | 1974 .....                       | 32             |
| 5,256   | 4,195 | 1,425 | 724 | 319 | 448 | 18,247             | 1973 Total .....                 | 33             |
| 4,861   |       |       |     |     |     |                    | 1974 .....                       | 34             |
| Rentrée des pays autres que les États-Unis(2) |       |       |     |     |     |                    |                                  |                |
|   |       |       |     |     |     |                    | <u>Par terre (via les É.-U.)</u> |                |
| -   | -     | -     | -   | -   | -   | -                  | 1973 .....                       | 35             |
| -   |       |       |     |     |     |                    | 1974 .....                       | 36             |
|   |       |       |     |     |     |                    | <u>Par air</u>                   |                |
| -   | -     | -     | -   | -   | -   | -                  | 1973 Rentrée directe .....       | 37             |
| -   |       |       |     |     |     |                    | 1974 .....                       | 38             |
| -   | -     | -     | -   | -   | -   | -                  | 1973 Rentrée via les É.-U. ....  | 39             |
| -   |       |       |     |     |     |                    | 1974 .....                       | 40             |
| -   | -     | -     | -   | -   | -   | -                  | 1973 Total, par air .....        | 41             |
| -   |       |       |     |     |     |                    | 1974 .....                       | 42             |
|   |       |       |     |     |     |                    | <u>Par mer</u>                   |                |
| -   | -     | -     | -   | -   | -   | -                  | 1973 Rentrée directe .....       | 43             |
| -   |       |       |     |     |     |                    | 1974 .....                       | 44             |
| -   | -     | -     | -   | -   | -   | -                  | 1973 Rentrée via les É.-U. ....  | 45             |
| -   |       |       |     |     |     |                    | 1974 .....                       | 46             |
| -   | -     | -     | -   | -   | -   | -                  | 1973 Total, par mer .....        | 47             |
| -   |       |       |     |     |     |                    | 1974 .....                       | 48             |
| -   | -     | -     | -   | -   | -   | -                  | 1973 Total .....                 | 49             |
| -   |       |       |     |     |     |                    | 1974 .....                       | 50             |
| 5,256   | 4,195 | 1,425 | 724 | 319 | 448 | 18,247             | 1973 Total global .....          | 51             |
| 4,861   |       |       |     |     |     |                    | 1974 .....                       | 52             |

(1) États-Unis continentaux et Alaska.

(2) Comprend Hawaï, Porto Rico, Philippines et les autres protections des États-Unis.

TABLE 14D. Number of Vehicles Travelling Between Canada and the United States

| No.                    | Type of vehicle                | J     | F     | M     | A     | M     | J     | Six months<br>-<br>Six mois |
|------------------------|--------------------------------|-------|-------|-------|-------|-------|-------|-----------------------------|
| United States vehicles |                                |       |       |       |       |       |       |                             |
| <u>Automobile</u>      |                                |       |       |       |       |       |       |                             |
| 1                      | Same day .....                 | 196   | 197   | 308   | 466   | 592   | 923   | 2,682                       |
| 2                      | 1974                           | 310   | 297   | 456   | 533   | 802   | 1,028 | 3,426                       |
| 3                      | One night .....                | 159   | 159   | 163   | 241   | 560   | 1,180 | 2,462                       |
| 4                      | 1974                           | 129   | 100   | 112   | 380   | 533   | 669   | 1,923                       |
| 5                      | Two or more nights .....       | 385   | 455   | 588   | 550   | 1,322 | 3,395 | 6,695                       |
| 6                      | 1974                           | 376   | 339   | 555   | 642   | 1,149 | 2,889 | 5,950                       |
| 7                      | Total .....                    | 740   | 811   | 1,059 | 1,257 | 2,474 | 5,498 | 11,839                      |
| 8                      | 1974                           | 815   | 736   | 1,123 | 1,555 | 2,484 | 4,586 | 11,299                      |
| 9                      | Trucks used commercially ..... | 127   | 128   | 142   | 140   | 216   | 184   | 937                         |
| 10                     | 1974                           | 151   | 173   | 284   | 303   | 153   | 445   | 1,509                       |
| 11                     | Other vehicles .....           | -     | -     | -     | 3     | 7     | 36    | 46                          |
| 12                     | 1974                           | -     | -     | -     | 4     | 22    | 55    | 81                          |
| 13                     | Total .....                    | 867   | 939   | 1,201 | 1,400 | 2,697 | 5,718 | 12,822                      |
| 14                     | 1974                           | 966   | 909   | 1,407 | 1,862 | 2,659 | 5,086 | 12,889                      |
| Canadian vehicles      |                                |       |       |       |       |       |       |                             |
| <u>Automobile</u>      |                                |       |       |       |       |       |       |                             |
| 15                     | Same day .....                 | 35    | 35    | 44    | 63    | 84    | 129   | 390                         |
| 16                     | 1974                           | 34    | 29    | 46    | 97    | 144   | 181   | 531                         |
| 17                     | One night .....                | 9     | 11    | 11    | 43    | 69    | 80    | 223                         |
| 18                     | 1974                           | 8     | 9     | 12    | 60    | 74    | 134   | 297                         |
| 19                     | Two or more nights .....       | 19    | 12    | 28    | 134   | 232   | 395   | 820                         |
| 20                     | 1974                           | 11    | 31    | 20    | 121   | 287   | 359   | 829                         |
| 21                     | Total .....                    | 63    | 58    | 83    | 240   | 385   | 604   | 1,433                       |
| 22                     | 1974                           | 53    | 69    | 78    | 278   | 505   | 674   | 1,657                       |
| 23                     | Trucks used commercially ..... | 219   | 219   | 140   | 69    | 191   | 197   | 1,035                       |
| 24                     | 1974                           | 143   | 224   | 211   | 45    | 156   | 403   | 1,182                       |
| 25                     | Other vehicles .....           | -     | -     | -     | 1     | 4     | 1     | 6                           |
| 26                     | 1974                           | -     | -     | -     | -     | -     | 4     | 4                           |
| 27                     | Total .....                    | 282   | 277   | 223   | 310   | 580   | 802   | 2,474                       |
| 28                     | 1974                           | 196   | 293   | 289   | 323   | 661   | 1,081 | 2,843                       |
| Total vehicles         |                                |       |       |       |       |       |       |                             |
| <u>Automobile</u>      |                                |       |       |       |       |       |       |                             |
| 29                     | Same day .....                 | 231   | 232   | 352   | 529   | 676   | 1,052 | 3,072                       |
| 30                     | 1974                           | 344   | 326   | 502   | 630   | 946   | 1,209 | 3,957                       |
| 31                     | One night .....                | 168   | 170   | 174   | 284   | 629   | 1,260 | 2,685                       |
| 32                     | 1974                           | 137   | 109   | 124   | 440   | 607   | 803   | 2,220                       |
| 33                     | Two or more nights .....       | 404   | 467   | 616   | 684   | 1,554 | 3,790 | 7,515                       |
| 34                     | 1974                           | 387   | 370   | 575   | 763   | 1,436 | 3,248 | 6,779                       |
| 35                     | Total .....                    | 803   | 869   | 1,142 | 1,497 | 2,859 | 6,102 | 13,272                      |
| 36                     | 1974                           | 868   | 805   | 1,201 | 1,833 | 2,989 | 5,260 | 12,956                      |
| 37                     | Trucks used commercially ..... | 346   | 347   | 282   | 209   | 407   | 381   | 1,972                       |
| 38                     | 1974                           | 294   | 397   | 495   | 348   | 309   | 848   | 2,691                       |
| 39                     | Other vehicles .....           | -     | -     | -     | 4     | 11    | 37    | 52                          |
| 40                     | 1974                           | -     | -     | -     | 4     | 22    | 59    | 85                          |
| 41                     | Total .....                    | 1,149 | 1,216 | 1,424 | 1,710 | 3,277 | 6,520 | 15,296                      |
| 42                     | 1974                           | 1,162 | 1,202 | 1,696 | 2,185 | 3,320 | 6,167 | 15,732                      |

TABLEAU 14D. Nombre de véhicules voyageant entre le Canada et les États-Unis

| J                        | A     | S     | O     | N     | D     | Year<br>-<br>Année | Genre de véhicule |                           | N°       |
|--------------------------|-------|-------|-------|-------|-------|--------------------|-------------------|---------------------------|----------|
| Véhicules des États-Unis |       |       |       |       |       |                    |                   |                           |          |
|                          |       |       |       |       |       |                    | <u>Automobile</u> |                           |          |
| 1,269<br>1,680           | 1,144 | 773   | 390   | 377   | 309   | 6,944              | 1973<br>1974      | Même jour .....           | 1<br>2   |
| 1,601<br>1,076           | 1,438 | 744   | 349   | 184   | 131   | 6,909              | 1973<br>1974      | Une nuit .....            | 3<br>4   |
| 5,716<br>4,134           | 5,594 | 2,722 | 1,320 | 926   | 782   | 23,755             | 1973<br>1974      | Deux nuits ou plus .....  | 5<br>6   |
| 8,586<br>6,890           | 8,176 | 4,239 | 2,059 | 1,487 | 1,222 | 37,608             | 1973<br>1974      | Total .....               | 7<br>8   |
| 161<br>739               | 180   | 198   | 177   | 192   | 160   | 2,005              | 1973<br>1974      | Camions commerciaux ..... | 9<br>10  |
| 112<br>137               | 93    | 29    | 1     | -     | -     | 281                | 1973<br>1974      | Autres véhicules .....    | 11<br>12 |
| 8,859<br>7,766           | 8,449 | 4,466 | 2,237 | 1,679 | 1,382 | 39,894             | 1973<br>1974      | Total .....               | 13<br>14 |
| Véhicules du Canada      |       |       |       |       |       |                    |                   |                           |          |
|                          |       |       |       |       |       |                    | <u>Automobile</u> |                           |          |
| 218<br>201               | 213   | 155   | 50    | 42    | 41    | 1,109              | 1973<br>1974      | Même jour .....           | 15<br>16 |
| 261<br>238               | 164   | 81    | 41    | -     | 5     | 775                | 1973<br>1974      | Une nuit .....            | 17<br>18 |
| 906<br>721               | 707   | 228   | 199   | 26    | 20    | 2,866              | 1973<br>1974      | Deux nuits ou plus .....  | 19<br>20 |
| 1,385<br>1,160           | 1,084 | 464   | 250   | 68    | 66    | 4,750              | 1973<br>1974      | Total .....               | 21<br>22 |
| 202<br>212               | 157   | 104   | 109   | 110   | 83    | 1,800              | 1973<br>1974      | Camions commerciaux ..... | 23<br>24 |
| 6<br>8                   | 5     | -     | -     | -     | -     | 17                 | 1973<br>1974      | Autres véhicules .....    | 25<br>26 |
| 1,593<br>1,380           | 1,246 | 568   | 359   | 178   | 149   | 6,567              | 1973<br>1974      | Total .....               | 27<br>28 |
| Total, véhicules         |       |       |       |       |       |                    |                   |                           |          |
|                          |       |       |       |       |       |                    | <u>Automobile</u> |                           |          |
| 1,487<br>1,881           | 1,357 | 928   | 440   | 419   | 350   | 8,053              | 1973<br>1974      | Même jour .....           | 29<br>30 |
| 1,862<br>1,314           | 1,602 | 825   | 390   | 184   | 136   | 7,684              | 1973<br>1974      | Une nuit .....            | 31<br>32 |
| 6,622<br>4,855           | 6,301 | 2,950 | 1,479 | 952   | 802   | 26,621             | 1973<br>1974      | Deux nuits ou plus .....  | 33<br>34 |
| 9,971<br>8,050           | 9,260 | 4,703 | 2,309 | 1,555 | 1,288 | 42,358             | 1973<br>1974      | Total .....               | 35<br>36 |
| 363<br>951               | 337   | 302   | 286   | 302   | 243   | 3,805              | 1973<br>1974      | Camions commerciaux ..... | 37<br>38 |
| 118<br>145               | 98    | 29    | 1     | -     | -     | 298                | 1973<br>1974      | Autres véhicules .....    | 39<br>40 |
| 10,452<br>9,146          | 9,695 | 5,034 | 2,596 | 1,857 | 1,531 | 46,461             | 1973<br>1974      | Total .....               | 41<br>42 |



## **SECTION 3**

**PORT OF ENTRY DETAIL**

---

**DÉTAILS PAR BUREAU D'ENTRÉE**

TABLE 15. Number of Vehicles Travelling Between Canada and the United States by Port of Entry

July 1974

| No. | Port of entry<br>—<br>Bureau d'entrée                     | United States vehicles - Véhicules des États-Unis |  |   | Total   |
|-----|---|---|--|---|---------|
|     |   | Automobiles                                       | Trucks used<br>commercially<br>—<br>Camions<br>commerciaux | Other<br>vehicles<br>—<br>Autres<br>véhicules |         |
| 1   | <u>Newfoundland(1) - Terre-Neuve(1)</u>                   |   |  |   |         |
| 2   | <u>Prince Edward Island(1) - île-du-Prince-Édouard(1)</u> |   |  |   |         |
|     | <u>Nova Scotia(1) - Nouvelle-Écosse(1)</u>                |   |  |   |         |
| 3   | Yarmouth .....  | 7,912   | 126  | 850   | 8,888   |
| 4   | Total .....   | 7,912   | 126  | 850   | 8,888   |
|     | <u>New Brunswick - Nouveau-Brunswick</u>                  |   |  |   |         |
| 5   | Andover .....   | 8,090   | 133  | 99  | 8,322   |
| 6   | Beaconsfield .....  | 75  | 3  | —   | 78      |
| 7   | Bloomfield .....  | 147   | 11   | 4   | 162     |
| 8   | Campobello .....  | 11,973  | 114  | 202   | 12,289  |
| 9   | Centreville .....   | 2,865   | 160  | 41  | 3,066   |
| 10  | Clair .....   | 12,642  | 571  | 674   | 13,887  |
| 11  | Edmundston .....  | 32,013  | 1,375  | 1,175   | 34,563  |
| 12  | Forest City .....   | 522   | 2  | 104   | 628     |
| 13  | Fosterville .....   | 1,163   | 18   | 90  | 1,271   |
| 14  | Four Falls .....  | 112   | —  | 2   | 114     |
| 15  | Gillespie .....   | 6,706   | 20   | 134   | 6,860   |
| 16  | Grand Falls .....   | 3,144   | 24   | 116   | 3,284   |
| 17  | Lord's Cove .....   | 564   | 2  | 31  | 597     |
| 18  | Mars Hill Road .....                                      | 86  | —  | 2   | 88      |
| 19  | Milltown .....  | 8,749   | 181  | 291   | 9,221   |
| 20  | River de Chute .....                                      | 311   | 6  | —   | 317     |
| 21  | St. Croix .....   | 5,439   | 23   | 265   | 5,727   |
| 22  | St. Léonard .....   | 13,005  | 446  | 821   | 14,272  |
| 23  | St. Stephen .....   | 34,570  | 457  | 555   | 35,582  |
| 24  | Woodstock .....   | 19,631  | 2,548  | 157   | 22,336  |
| 25  | Total .....   | 161,807   | 6,094  | 4,763   | 172,664 |
|     | <u>Québec</u>   |   |  |   |         |
| 26  | Abercorn .....  | 2,694   | 285  | 16  | 2,995   |
| 27  | Armstrong .....   | 14,124  | 1,926  | 246   | 16,296  |
| 28  | Beebe .....   | 3,628   | 35   | 392   | 4,055   |
| 29  | Chartierville .....                                       | 1,536   | 12   | 99  | 1,647   |
| 30  | Clarenceville .....                                       | 587   | 12   | 29  | 628     |
| 31  | Covey Hill .....  | 940   | 33   | 6   | 979     |
| 32  | Daaquam .....   | 427   | 271  | —   | 698     |
| 33  | Dundee .....  | 4,965   | 40   | 7   | 5,012   |
| 34  | East Hereford .....                                       | 3,003   | 548  | 98  | 3,649   |
| 35  | East Pinnacle .....                                       | 247   | 14   | 1   | 262     |
| 36  | Estcourt .....  | 933   | 56   | 263   | 1,252   |
| 37  | Franklin Centre .....                                     | 1,116   | 137  | 12  | 1,265   |
| 38  | Frelighsburg .....  | 1,588   | 295  | 60  | 1,943   |
| 39  | Glen Sutton .....   | 758   | 104  | 88  | 950     |
| 40  | Hemmingford .....   | 4,971   | 232  | 64  | 5,267   |
| 41  | Herdman .....   | 1,466   | 124  | 10  | 1,600   |
| 42  | Hereford Road .....                                       | 1,700   | 67   | 26  | 1,793   |
| 43  | Highwater .....   | 2,778   | 193  | 172   | 3,143   |
| 44  | Jamieson's Line .....                                     | 157   | 8  | 6   | 171     |
| 45  | Lacolle(2) .....  | 51,824  | 4,257  | 274   | 56,355  |

See footnote(s) at end of table.

TABLEAU 15. Nombre de véhicules voyageant entre le Canada et les États-Unis, par bureau d'entrée

Juillet 1974

| Canadian vehicles - Véhicules du Canada |  |   |         | Grand<br>Total<br>Global | N <sup>o</sup> |
|---|--|---|---------|--------------------------|----------------|
| Automobiles                             | Trucks used<br>commercially<br>-<br>Camions<br>commerciaux | Other<br>vehicles<br>-<br>Autres<br>véhicules | Total   |                          |                |
|   |  |   |         |                          | 1              |
|   |  |   |         |                          | 2              |
| 802                                     | 124  | 35  | 961     | 9,849                    | 3              |
| 802                                     | 124  | 35  | 961     | 9,849                    | 4              |
| 12,895                                  | 146  | 169   | 13,210  | 21,532                   | 5              |
| 74                                      | -  | 5   | 79      | 157                      | 6              |
| 225                                     | 47   | 4   | 276     | 438                      | 7              |
| 10,126                                  | 128  | 70  | 10,324  | 22,613                   | 8              |
| 5,431                                   | 294  | 98  | 5,823   | 8,889                    | 9              |
| 17,209                                  | 776  | 1,228   | 19,213  | 33,100                   | 10             |
| 45,935                                  | 722  | 1,117   | 47,774  | 82,337                   | 11             |
| 504                                     | 134  | 258   | 896     | 1,524                    | 12             |
| 1,409                                   | 71   | 134   | 1,614   | 2,885                    | 13             |
| 366                                     | -  | 3   | 369     | 483                      | 14             |
| 4,843                                   | 34   | 95  | 4,972   | 11,832                   | 15             |
| 7,589                                   | 56   | 297   | 7,942   | 11,226                   | 16             |
| 285                                     | 5  | 25  | 315     | 912                      | 17             |
| 66                                      | -  | -   | 66      | 154                      | 18             |
| 18,449                                  | 1,938  | 571   | 20,958  | 30,179                   | 19             |
| 425                                     | 2  | 6   | 433     | 750                      | 20             |
| 5,243                                   | 203  | 465   | 5,911   | 11,638                   | 21             |
| 18,669                                  | 469  | 1,111   | 20,249  | 34,521                   | 22             |
| 42,214                                  | 1,168  | 1,308   | 44,690  | 80,272                   | 23             |
| 14,831                                  | 3,535  | 148   | 18,514  | 40,850                   | 24             |
| 206,788                                 | 9,728  | 7,112   | 223,628 | 396,292                  | 25             |
| 5,143                                   | 221  | 114   | 5,478   | 8,473                    | 26             |
| 24,196                                  | 2,615  | 302   | 27,113  | 43,409                   | 27             |
| 6,211                                   | 115  | 416   | 6,742   | 10,797                   | 28             |
| 967                                     | 40   | 9   | 1,016   | 2,663                    | 29             |
| 4,410                                   | 8  | 193   | 4,611   | 5,239                    | 30             |
| 1,954                                   | 22   | 47  | 2,023   | 3,002                    | 31             |
| 858                                     | 828  | -   | 1,686   | 2,384                    | 32             |
| 3,677                                   | 63   | 2   | 3,742   | 8,754                    | 33             |
| 3,134                                   | 395  | 138   | 3,667   | 7,316                    | 34             |
| 993                                     | 23   | 14  | 1,030   | 1,292                    | 35             |
| 2,291                                   | 617  | 247   | 3,155   | 4,407                    | 36             |
| 862                                     | 39   | 29  | 930     | 2,195                    | 37             |
| 5,008                                   | 68   | 112   | 5,188   | 7,131                    | 38             |
| 2,258                                   | 191  | 70  | 2,519   | 3,469                    | 39             |
| 5,338                                   | 173  | 115   | 5,626   | 10,893                   | 40             |
| 3,908                                   | 49   | 65  | 4,022   | 5,622                    | 41             |
| 2,328                                   | 108  | 51  | 2,487   | 4,280                    | 42             |
| 5,330                                   | 130  | 75  | 5,535   | 8,678                    | 43             |
| 126                                     | 12   | 2   | 140     | 311                      | 44             |
| 119,973                                 | 4,562  | 855   | 125,390 | 181,745                  | 45             |

Voir renvoi(s) à la fin du tableau.

TABLE 15. Number of Vehicles Travelling Between Canada and the United States by Port of Entry - Continued

July 1974

| No.                             | Port of entry<br>-<br>Bureau d'entrée | United States vehicles - Véhicules des États-Unis |  |   | Total     |
|---------------------------------|---------------------------------------|---|--|---|-----------|
|                                 |                                       | Automobiles                                       | Trucks used<br>commercially<br>-<br>Camions<br>commerciaux | Other<br>vehicles<br>-<br>Autres<br>véhicules |           |
| <u>Québec - Concluded - fin</u> |                                       |   |  |   |           |
| 1                               | Morses Line .....                     | 490   | 86   | 3   | 579       |
| 2                               | Noyan .....                           | 1,057   | 21   | 32  | 1,110     |
| 3                               | Phillipsburg .....                    | 23,410  | 1,805  | 217   | 25,432    |
| 4                               | Rock Island .....                     | 22,652  | 866  | 410   | 23,928    |
| 5                               | St-Pamphile .....                     | 641   | 456  | 18  | 1,115     |
| 6                               | Stanhope .....                        | 6,029   | 465  | 66  | 6,560     |
| 7                               | Trout River .....                     | 2,972   | 135  | 98  | 3,205     |
| 8                               | Woburn .....                          | 2,641   | 480  | 122   | 3,243     |
| 9                               | Total .....                           | 159,334   | 12,963   | 2,835   | 175,132   |
| <u>Ontario</u>                  |                                       |   |  |   |           |
| 10                              | Cornwall .....                        | 19,835  | 1,366  | 81  | 21,282    |
| 11                              | Fort Erie(3) .....                    | 351,933   | 6,584  | 2,039   | 360,556   |
| 12                              | Fort Frances .....                    | 32,117  | 135  | 288   | 32,540    |
| 13                              | Landsdowne .....                      | 61,951  | 717  | 315   | 62,983    |
| 14                              | Niagara Falls(3):                     |   |  |   |           |
| 15                              | Queenston Bridge .....                | 88,419  | 7,294  | 631   | 96,344    |
| 16                              | Rainbow Bridge .....                  | 147,437   | 38   | 1,609   | 149,084   |
| 17                              | Whirlpool Bridge .....                | 31,113  | 1,610  | 300   | 33,023    |
| 18                              | Peelee Island .....                   | 387   | -  | 125   | 512       |
| 19                              | Pigeon River .....                    | 14,279  | 469  | 377   | 15,125    |
| 20                              | Point Alexandria .....                | 1,929   | -  | 34  | 1,963     |
| 21                              | Port Lambton .....                    | 2,175   | 8  | 98  | 2,281     |
| 22                              | Prescott .....                        | 11,048  | 267  | 83  | 11,398    |
| 23                              | Rainy River .....                     | 4,338   | 4  | 86  | 4,428     |
| 24                              | Sarnia(3) .....                       | 95,094  | 4,332  | 883   | 100,309   |
| 25                              | Sault Ste. Marie .....                | 52,096  | 459  | 752   | 53,307    |
| 26                              | Sombra .....                          | 3,240   | 126  | 114   | 3,480     |
| 27                              | Walpole Island .....                  | 2,031   | -  | 48  | 2,079     |
| 28                              | Windsor(3):                           |   |  |   |           |
| 29                              | Ambassador Bridge .....               | 177,865   | 15,629   | 1,512   | 195,006   |
| 30                              | Tunnel .....                          | 160,507   | 925  | 810   | 162,242   |
| 31                              | Total .....                           | 1,257,794   | 39,963   | 10,185  | 1,307,942 |
| <u>Manitoba</u>                 |                                       |   |  |   |           |
| 32                              | Boissevain .....                      | 5,441   | 153  | 102   | 5,696     |
| 33                              | Cartwright .....                      | 956   | 5  | 21  | 982       |
| 34                              | Coulter .....                         | 710   | 11   | 10  | 731       |
| 35                              | Crystal City .....                    | 915   | 4  | 16  | 935       |
| 36                              | Emerson .....                         | 26,605  | 3,086  | 222   | 29,913    |
| 37                              | Goodlands .....                       | 354   | 6  | 1   | 361       |
| 38                              | Gretna .....                          | 2,999   | 145  | 11  | 3,155     |
| 39                              | Lena .....                            | 1,563   | 13   | 15  | 1,591     |
| 40                              | Lyleton .....                         | 485   | 1  | 33  | 519       |
| 41                              | Piney .....                           | 600   | 402  | 23  | 1,025     |
| 42                              | Snowflake .....                       | 202   | -  | 3   | 205       |
| 43                              | South Junction .....                  | 1,574   | 66   | 18  | 1,658     |
| 44                              | Sprague .....                         | 2,594   | 53   | 38  | 2,685     |
| 45                              | Tolstoi .....                         | 2,912   | 268  | 33  | 3,213     |
| 46                              | Windygates .....                      | 1,351   | 55   | 10  | 1,416     |
| 47                              | Winkler .....                         | 1,310   | 36   | 9   | 1,355     |
| 48                              | Total .....                           | 50,571  | 4,304  | 565   | 55,440    |

See footnote(s) at end of table.



TABLEAU 15. Nombre de véhicules voyageant entre le Canada et les États-Unis, par bureau d'entrée - suite  
Juillet 1974

| Canadian vehicles - Véhicules du Canada |  |   |         | Grand<br>Total<br>Global | N <sup>o</sup> |
|---|--|---|---------|--------------------------|----------------|
| Automobiles                             | Trucks used<br>commercially<br>-<br>Camions<br>commerciaux | Other<br>vehicles<br>-<br>Autres<br>véhicules | Total   |                          |                |
| 1,123                                   | 29   | 26  | 1,178   | 1,757                    | 1              |
| 3,696                                   | 5  | 41  | 3,742   | 4,852                    | 2              |
| 32,831                                  | 2,118  | 274   | 35,223  | 60,655                   | 3              |
| 31,184                                  | 852  | 653   | 32,689  | 56,617                   | 4              |
| 1,269                                   | 1,901  | 47  | 3,217   | 4,332                    | 5              |
| 16,927                                  | 540  | 277   | 17,744  | 24,304                   | 6              |
| 5,905                                   | 175  | 215   | 6,295   | 9,500                    | 7              |
| 3,897                                   | 720  | 143   | 4,760   | 8,003                    | 8              |
| 295,797                                 | 16,619   | 4,532   | 316,948 | 492,080                  | 9              |
| 26,798                                  | 963  | 214   | 27,975  | 49,257                   | 10             |
| 79,354                                  | 11,298   | 200   | 90,852  | 451,408                  | 11             |
| 12,153                                  | 390  | 222   | 12,765  | 45,305                   | 12             |
| 21,009                                  | 1,264  | 154   | 22,427  | 85,410                   | 13             |
| 26,495                                  | 6,713  | 323   | 33,531  | 129,875                  | 14             |
| 38,121                                  | 614  | 115   | 38,850  | 187,934                  | 15             |
| 23,821                                  | 2,590  | 144   | 26,555  | 59,578                   | 16             |
| 45                                      | -  | -   | 45      | 557                      | 17             |
| 3,957                                   | 245  | 34  | 4,236   | 19,361                   | 18             |
| 411                                     | -  | 9   | 420     | 2,383                    | 19             |
| 1,397                                   | 10   | 22  | 1,429   | 3,710                    | 20             |
| 12,631                                  | 540  | 202   | 13,373  | 24,771                   | 21             |
| 4,500                                   | 163  | 266   | 4,929   | 9,357                    | 22             |
| 53,365                                  | 2,570  | 425   | 56,360  | 156,669                  | 23             |
| 20,256                                  | 205  | 158   | 20,619  | 73,926                   | 24             |
| 1,683                                   | 229  | 59  | 1,971   | 5,451                    | 25             |
| 1,282                                   | -  | 23  | 1,305   | 3,384                    | 26             |
| 65,541                                  | 19,831   | 221   | 85,593  | 280,599                  | 27             |
| 101,204                                 | 3,435  | 322   | 104,961 | 267,203                  | 28             |
| 494,023                                 | 51,060   | 3,113   | 548,196 | 1,856,138                | 29             |
| 6,145                                   | 124  | 81  | 6,350   | 12,046                   | 30             |
| 406                                     | 5  | 2   | 413     | 1,395                    | 31             |
| 816                                     | 7  | 14  | 837     | 1,568                    | 32             |
| 334                                     | 13   | 2   | 349     | 1,284                    | 33             |
| 16,798                                  | 1,630  | 164   | 18,592  | 48,505                   | 34             |
| 663                                     | 16   | 8   | 687     | 1,048                    | 35             |
| 2,182                                   | 143  | 138   | 2,463   | 5,618                    | 36             |
| 646                                     | 21   | 17  | 684     | 2,275                    | 37             |
| 676                                     | -  | 10  | 686     | 1,205                    | 38             |
| 641                                     | 47   | 6   | 694     | 1,719                    | 39             |
| 238                                     | 2  | -   | 240     | 445                      | 40             |
| 1,501                                   | 23   | 8   | 1,532   | 3,190                    | 41             |
| 4,974                                   | 299  | 37  | 5,310   | 7,995                    | 42             |
| 2,807                                   | 635  | 20  | 3,462   | 6,675                    | 43             |
| 675                                     | 51   | 12  | 738     | 2,154                    | 44             |
| 965                                     | 115  | 22  | 1,102   | 2,457                    | 45             |
| 40,467                                  | 3,131  | 541   | 44,139  | 99,579                   | 46             |

Voir renvoi(s) à la fin du tableau.

TABLE 15. Number of Vehicles Travelling Between Canada and the United States by Port of Entry - Concluded

July 1974

| No.  | Port of entry<br>-<br>Bureau d'entrée | United States vehicles - Véhicules des États-Unis |  |   | Total     |
|--|---------------------------------------|---|--|---|-----------|
|  |                                       | Automobiles                                       | Trucks used<br>commercially<br>-<br>Camions<br>commerciaux | Other<br>vehicles<br>-<br>Autres<br>véhicules |           |
| <b>Saskatchewan</b>                            |                                       |   |  |   |           |
| 1  | Big Beaver .....                      | 134   | 3  | 8   | 145       |
| 2  | Carievale .....                       | 395   | 10   | -   | 405       |
| 3  | Climax .....                          | 373   | 6  | 2   | 381       |
| 4  | Coronach .....                        | 515   | 19   | 10  | 544       |
| 5  | Estevan .....                         | 1,529   | 29   | 16  | 1,574     |
| 6  | Monchy .....                          | 262   | 33   | 5   | 300       |
| 7  | Northgate .....                       | 1,646   | 27   | 157   | 1,830     |
| 8  | North Portal .....                    | 4,458   | 651  | 86  | 5,195     |
| 9  | Oungre .....                          | 1,076   | 23   | 16  | 1,115     |
| 10   | Regway .....                          | 1,296   | 470  | 12  | 1,778     |
| 11   | Torquay .....                         | 237   | -  | 23  | 260       |
| 12   | West Poplar River .....               | 420   | 8  | 4   | 432       |
| 13   | Willow Creek .....                    | 119   | -  | 1   | 120       |
| 14   | Total .....                           | 12,460  | 1,279  | 340   | 14,079    |
| <b>Alberta</b>                                 |                                       |   |  |   |           |
| 15   | Aden .....                            | 85  | 73   | -   | 158       |
| 16   | Carway .....                          | 10,448  | 7  | 241   | 10,696    |
| 17   | Chief Mountain .....                  | 6,812   | -  | 244   | 7,056     |
| 18   | Coutts .....                          | 14,474  | 2,437  | 171   | 17,082    |
| 19   | Del Bonita .....                      | 607   | 4  | 2   | 613       |
| 20   | Wild Horse .....                      | 293   | 17   | 3   | 313       |
| 21   | Total .....                           | 32,719  | 2,538  | 661   | 35,918    |
| <b>British Columbia - Colombie-Britannique</b> |                                       |   |  |   |           |
| 22   | Aldergrove .....                      | 13,779  | 1,194  | 176   | 15,149    |
| 23   | Boundary Bay .....                    | 4,979   | 124  | 13  | 5,116     |
| 24   | Carson .....                          | 1,687   | 11   | 39  | 1,737     |
| 25   | Cascade .....                         | 3,262   | 16   | 57  | 3,335     |
| 26   | Chopaka .....                         | 293   | -  | 17  | 310       |
| 27   | Huntingdon .....                      | 16,661  | 1,566  | 204   | 18,431    |
| 28   | Kingsgate .....                       | 11,751  | 348  | 287   | 12,386    |
| 29   | Midway .....                          | 321   | -  | 10  | 331       |
| 30   | Nelway .....                          | 2,334   | 41   | 75  | 2,450     |
| 31   | Osoyoos .....                         | 13,646  | 490  | 209   | 14,345    |
| 32   | Pacific Highway(4) .....              | 62,427  | 3,012  | 428   | 65,867    |
| 33   | Paterson .....                        | 1,664   | 33   | 27  | 1,724     |
| 34   | Prince Rupert .....                   | 1,392   | 68   | 43  | 1,503     |
| 35   | Roosville .....                       | 3,278   | 124  | 191   | 3,593     |
| 36   | Rykerts .....                         | 2,957   | 26   | 50  | 3,033     |
| 37   | Sidney .....                          | 6,218   | 3  | 560   | 6,781     |
| 38   | Stewart .....                         | 234   | -  | -   | 234       |
| 39   | Victoria .....                        | 11,380  | 58   | 1,260   | 12,698    |
| 40   | Waneta .....                          | 411   | 14   | 1   | 426       |
| 41   | Total .....                           | 158,674   | 7,128  | 3,647   | 169,449   |
| <b>Yukon Territory - Territoire du Yukon</b>   |                                       |   |  |   |           |
| 42   | Beaver Creek .....                    | 3,782   | 472  | 47  | 4,301     |
| 43   | Dawson/Little Gold .....              | 752   | 10   | 5   | 767       |
| 44   | Old Crow .....                        | -   | -  | -   | -         |
| 45   | Pleasant Camp .....                   | 2,227   | 257  | 83  | 2,567     |
| 46   | Whitehorse .....                      | 129   | -  | 2   | 131       |
| 47   | Total .....                           | 6,890   | 739  | 137   | 7,766     |
| 48   | Canada .....                          | 1,848,161   | 75,134   | 23,983  | 1,947,278 |

(1) Most vehicles destined to Newfoundland, Prince Edward Island and Nova Scotia enter Canada through ports in other provinces where they are recorded.

(2) Includes entries through Routes 9, 9A and 9B.

(3) Estimated on the basis of sample scheme.

(4) Includes entries through Douglas.

TABLEAU 15. Nombre de véhicules voyageant entre le Canada et les États-Unis, par bureau d'entrée - fin

Juillet 1974

| Canadian vehicles - Véhicules du Canada |  |   |           | Grand<br>Total<br>Global | N <sup>o</sup> |
|---|--|---|-----------|--------------------------|----------------|
| Automobiles                             | Trucks used<br>commercially<br>-<br>Camions<br>commerciaux | Other<br>vehicles<br>-<br>Autres<br>véhicules | Total     |                          |                |
| 361                                     | 9  | 2   | 372       | 517                      | 1              |
| 698                                     | 10   | 3   | 711       | 1,116                    | 2              |
| 515                                     | 138  | 3   | 656       | 1,037                    | 3              |
| 724                                     | 27   | 4   | 755       | 1,299                    | 4              |
| 947                                     | 11   | 22  | 980       | 2,554                    | 5              |
| 485                                     | 6  | 12  | 503       | 803                      | 6              |
| 1,081                                   | 413  | 29  | 1,523     | 3,353                    | 7              |
| 4,187                                   | 463  | 205   | 4,855     | 10,050                   | 8              |
| 740                                     | 12   | 4   | 756       | 1,871                    | 9              |
| 1,866                                   | 36   | 8   | 1,910     | 3,688                    | 10             |
| 214                                     | 4  | 1   | 219       | 479                      | 11             |
| 487                                     | 13   | 10  | 510       | 942                      | 12             |
| 352                                     | -  | -   | 352       | 472                      | 13             |
| 12,657                                  | 1,142  | 303   | 14,102    | 28,181                   | 14             |
| 67                                      | 2  | -   | 69        | 227                      | 15             |
| 6,541                                   | 32   | 87  | 6,660     | 17,356                   | 16             |
| 1,995                                   | -  | 30  | 2,025     | 9,081                    | 17             |
| 12,580                                  | 1,265  | 179   | 14,024    | 31,106                   | 18             |
| 535                                     | 4  | 2   | 541       | 1,154                    | 19             |
| 467                                     | 21   | 1   | 489       | 802                      | 20             |
| 22,185                                  | 1,324  | 299   | 23,808    | 59,726                   | 21             |
| 15,434                                  | 493  | 156   | 16,083    | 31,232                   | 22             |
| 61,909                                  | 251  | 2,056   | 64,216    | 69,332                   | 23             |
| 1,049                                   | 74   | 104   | 1,227     | 2,964                    | 24             |
| 3,571                                   | 48   | 46  | 3,665     | 7,000                    | 25             |
| 276                                     | -  | 6   | 282       | 592                      | 26             |
| 27,441                                  | 629  | 346   | 28,416    | 46,847                   | 27             |
| 7,291                                   | 266  | 110   | 7,667     | 20,053                   | 28             |
| 428                                     | 1  | 21  | 450       | 781                      | 29             |
| 1,944                                   | 47   | 21  | 2,012     | 4,462                    | 30             |
| 16,893                                  | 64   | 208   | 17,165    | 31,510                   | 31             |
| 118,194                                 | 2,381  | 785   | 121,360   | 187,227                  | 32             |
| 4,256                                   | 11   | 66  | 4,333     | 6,057                    | 33             |
| 215                                     | 1  | 6   | 222       | 1,725                    | 34             |
| 3,305                                   | 83   | 81  | 3,469     | 7,062                    | 35             |
| 4,485                                   | 30   | 30  | 4,545     | 7,578                    | 36             |
| 853                                     | 38   | 43  | 934       | 7,715                    | 37             |
| 883                                     | 99   | -   | 982       | 1,216                    | 38             |
| 1,730                                   | 5  | 33  | 1,768     | 14,466                   | 39             |
| 773                                     | 10   | 9   | 792       | 1,218                    | 40             |
| 270,930                                 | 4,531  | 4,127   | 279,588   | 449,037                  | 41             |
| 559                                     | 50   | 1   | 610       | 4,911                    | 42             |
| 283                                     | 11   | 1   | 295       | 1,062                    | 43             |
| -                                       | -  | -   | -         | -                        | 44             |
| 309                                     | 151  | 3   | 463       | 3,030                    | 45             |
| 9                                       | -  | 3   | 12        | 143                      | 46             |
| 1,160                                   | 212  | 8   | 1,380     | 9,146                    | 47             |
| 1,344,809                               | 87,871   | 20,070  | 1,452,750 | 3,400,028                | 48             |

(1) La plupart des véhicules à destination de Terre-Neuve, de l'Île-du-Prince-Édouard et de la Nouvelle-Écosse arrivent au Canada par les bureaux situés dans d'autres provinces, où ils sont donc enregistrés.

(2) Comprend les véhicules entrés par les routes 9, 9A et 9B.

(3) Données estimatives tirées d'un échantillon.

(4) Comprend les véhicules déclarés par le bureau d'entrée de Douglas.

TABLE 16. Number of Travellers Between Canada and Other Countries Classified by Type of Transportation and Port of Entry

July 1974

| No.   | Port of entry<br>Bureau d'entrée | Residents of the United States - Résidents des États-Unis |                |                |               |                |                                      | Total |
|---|----------------------------------|---|----------------|----------------|---------------|----------------|--------------------------------------|-------|
|   |                                  | Automobile  | Plane<br>Avion | Bus<br>Autobus | Rail<br>Train | Boat<br>Bateau | Other<br>methods<br>Autres<br>moyens |       |
| <u>Newfoundland - Terre-Neuve</u>                       |                                  |   |                |                |               |                |                                      |       |
| 1   | Argentia .....                   | -   | -              | -              | -             | -              | -                                    |       |
| 2   | Botwood .....                    | -   | -              | -              | -             | -              | -                                    |       |
| 3   | Burin .....                      | -   | -              | -              | -             | -              | -                                    |       |
| 4   | Corner Brook .....               | -   | 33             | -              | -             | -              | 33                                   |       |
| 5   | Fortune .....                    | -   | -              | -              | -             | 115            | 115                                  |       |
| 6   | Gander .....                     | -   | 99             | -              | -             | -              | 99                                   |       |
| 7   | Goose Bay .....                  | -   | -              | -              | -             | -              | -                                    |       |
| 8   | Grand Bank .....                 | -   | -              | -              | -             | -              | -                                    |       |
| 9   | Grand Falls .....                | -   | -              | -              | -             | -              | -                                    |       |
| 10  | Harbour Grace .....              | -   | -              | -              | -             | -              | -                                    |       |
| 11  | Lewisporte .....                 | -   | -              | -              | -             | -              | -                                    |       |
| 12  | Port aux Basques .....           | -   | -              | -              | -             | -              | -                                    |       |
| 13  | St. John's .....                 | -   | 702            | -              | -             | 19             | 721                                  |       |
| 14  | Stephenville .....               | -   | 28             | -              | -             | -              | 28                                   |       |
| 15  | Total .....                      | -   | 862            | -              | -             | 134            | 996                                  |       |
| <u>Prince Edward Island -<br/>Île-du-Prince-Édouard</u> |                                  |   |                |                |               |                |                                      |       |
| 16  | Charlottetown .....              | -   | 62             | -              | -             | 503            | 565                                  |       |
| 17  | Montague .....                   | -   | -              | -              | -             | -              | -                                    |       |
| 18  | Summerside .....                 | -   | -              | -              | -             | -              | -                                    |       |
| 19  | Total .....                      | -   | 62             | -              | -             | 503            | 565                                  |       |
| <u>Nova Scotia -<br/>Nouvelle-Écosse</u>                |                                  |   |                |                |               |                |                                      |       |
| 20  | Amherst .....                    | -   | -              | -              | -             | -              | -                                    |       |
| 21  | Annapolis Royal .....            | -   | -              | -              | -             | -              | -                                    |       |
| 22  | Antigonish .....                 | -   | -              | -              | -             | -              | -                                    |       |
| 23  | Baddeck .....                    | -   | -              | -              | -             | -              | -                                    |       |
| 24  | Barrington Passage .....         | -   | -              | -              | -             | -              | -                                    |       |
| 25  | Bridgewater .....                | -   | -              | -              | -             | 3              | 3                                    |       |
| 26  | Chester .....                    | -   | -              | -              | -             | -              | -                                    |       |
| 27  | Digby .....                      | -   | -              | -              | -             | 6              | 6                                    |       |
| 28  | Glace Bay .....                  | -   | -              | -              | -             | -              | -                                    |       |
| 29  | Halifax .....                    | -   | 5,294          | -              | -             | 50             | 5,344                                |       |
| 30  | Kentville .....                  | -   | -              | -              | -             | -              | -                                    |       |
| 31  | Liverpool .....                  | -   | -              | -              | -             | 18             | 18                                   |       |
| 32  | Lockeport .....                  | -   | -              | -              | -             | -              | -                                    |       |
| 33  | Louisburg .....                  | -   | -              | -              | -             | -              | -                                    |       |
| 34  | Lunenburg .....                  | -   | -              | -              | -             | 29             | 29                                   |       |
| 35  | Middleton .....                  | -   | 9              | -              | -             | -              | 9                                    |       |
| 36  | New Glasgow .....                | -   | 1              | -              | -             | -              | 1                                    |       |
| 37  | North Sydney .....               | -   | -              | -              | -             | 3              | 3                                    |       |
| 38  | Pictou .....                     | -   | -              | -              | -             | -              | -                                    |       |
| 39  | Port Hawkesbury .....            | -   | -              | -              | -             | 4              | 4                                    |       |
| 40  | Shelburne .....                  | -   | -              | -              | -             | -              | -                                    |       |
| 41  | Sydney .....                     | -   | 73             | -              | -             | -              | 73                                   |       |
| 42  | Truro .....                      | -   | -              | -              | -             | -              | -                                    |       |
| 43  | Weymouth .....                   | -   | -              | -              | -             | -              | -                                    |       |
| 44  | Windsor .....                    | -   | -              | -              | -             | -              | -                                    |       |
| 45  | Wolfville .....                  | -   | -              | -              | -             | -              | -                                    |       |
| 46  | Yarmouth .....                   | 22,108  | 1,975          | 4,637          | -             | 54             | 5,693                                |       |
| 47  | Total .....                      | 22,108  | 7,352          | 4,637          | -             | 167            | 5,693                                |       |

TABLEAU 16. Nombre de voyageurs entre le Canada et les autres pays, par bureau d'entrée et moyen de transport

Juillet 1974

| Residents of Canada returning from U.S. - Résidents du Canada revenant des É.-U. |               |               |              |               |                               |       | Residents of overseas countries - Résidents de pays d'outre-mer | Canadian residents returning from overseas - Résidents du Canada revenant d'outre-mer | Grand Total Global | N° |
|--|---------------|---------------|--------------|---------------|-------------------------------|-------|---|---|--------------------|----|
| Automobile   | Plane - Avion | Bus - Autobus | Rail - Train | Boat - Bateau | Other methods - Autres moyens | Total |   |   |                    |    |
| -  | -             | -             | -            | -             | -                             | -     | -   | -   | -                  | 1  |
| -  | -             | -             | -            | -             | -                             | -     | -   | -   | -                  | 2  |
| -  | -             | -             | -            | -             | -                             | -     | -   | -   | -                  | 3  |
| -  | 6             | -             | -            | -             | -                             | 6     | -   | -   | 39                 | 4  |
| -  | 11            | -             | -            | -             | -                             | 11    | 368   | 2,808   | 3,291              | 5  |
| -  | -             | -             | -            | -             | -                             | -     | 1,060   | 1,120   | 2,290              | 6  |
| -  | -             | -             | -            | -             | -                             | -     | -   | -   | -                  | 7  |
| -  | -             | -             | -            | -             | -                             | -     | 3   | 9   | 12                 | 8  |
| -  | -             | -             | -            | -             | -                             | -     | -   | -   | -                  | 9  |
| -  | -             | -             | -            | -             | -                             | -     | -   | -   | -                  | 10 |
| -  | -             | -             | -            | -             | -                             | -     | -   | -   | -                  | 11 |
| -  | -             | -             | -            | -             | -                             | -     | -   | -   | -                  | 12 |
| -  | 6             | -             | -            | -             | -                             | 6     | 7   | 5   | 739                | 13 |
| -  | -             | -             | -            | -             | -                             | -     | -   | 33  | 61                 | 14 |
| -  | 23            | -             | -            | -             | -                             | 23    | 1,438   | 3,975   | 6,432              | 15 |
| -  | -             | -             | -            | -             | -                             | -     | -   | -   | -                  | 16 |
| -  | 2             | -             | -            | -             | 20                            | 22    | -   | -   | 587                | 17 |
| -  | -             | -             | -            | -             | -                             | -     | -   | -   | -                  | 18 |
| -  | 2             | -             | -            | -             | 20                            | 22    | -   | -   | 587                | 19 |
| -  | -             | -             | -            | -             | -                             | -     | -   | -   | -                  | 20 |
| -  | -             | -             | -            | -             | -                             | -     | -   | -   | -                  | 21 |
| -  | -             | -             | -            | -             | -                             | -     | -   | -   | -                  | 22 |
| -  | -             | -             | -            | -             | -                             | -     | -   | -   | -                  | 23 |
| -  | -             | -             | -            | -             | -                             | -     | -   | -   | -                  | 24 |
| -  | -             | -             | -            | -             | 2                             | 2     | -   | -   | 5                  | 25 |
| -  | -             | -             | -            | -             | -                             | -     | -   | -   | 6                  | 26 |
| -  | -             | -             | -            | -             | -                             | -     | -   | -   | -                  | 27 |
| -  | 1,445         | -             | -            | -             | 6                             | 1,451 | 1,807   | 1,903   | 10,505             | 28 |
| -  | -             | -             | -            | -             | -                             | -     | -   | -   | -                  | 29 |
| -  | -             | -             | -            | -             | -                             | -     | -   | -   | 18                 | 30 |
| -  | -             | -             | -            | -             | -                             | -     | -   | -   | -                  | 31 |
| -  | -             | -             | -            | -             | -                             | -     | -   | -   | -                  | 32 |
| -  | -             | -             | -            | -             | -                             | -     | -   | -   | -                  | 33 |
| -  | -             | -             | -            | -             | 1                             | 1     | -   | -   | 30                 | 34 |
| -  | 2             | -             | -            | -             | -                             | 2     | -   | -   | 11                 | 35 |
| -  | 3             | -             | -            | -             | -                             | 3     | -   | -   | 4                  | 36 |
| -  | -             | -             | -            | -             | -                             | -     | 21  | 2   | 26                 | 37 |
| -  | -             | -             | -            | -             | -                             | -     | -   | -   | -                  | 38 |
| -  | -             | -             | -            | -             | -                             | -     | -   | 3   | 7                  | 39 |
| -  | -             | -             | -            | -             | -                             | -     | -   | -   | -                  | 40 |
| -  | 25            | -             | -            | -             | -                             | 25    | 272   | 688   | 1,058              | 41 |
| -  | -             | -             | -            | -             | -                             | -     | -   | -   | -                  | 42 |
| -  | -             | -             | -            | -             | -                             | -     | -   | -   | -                  | 43 |
| -  | -             | -             | -            | -             | -                             | -     | -   | -   | -                  | 44 |
| -  | -             | -             | -            | -             | -                             | -     | -   | -   | -                  | 45 |
| 2,385  | 473           | 259           | -            | 2             | 427                           | 3,546 | 134   | -   | 38,147             | 46 |
| 2,385  | 1,948         | 259           | -            | 11            | 427                           | 5,030 | 2,234   | 2,596   | 49,817             | 47 |

TABLE 16. Number of Travellers Between Canada and Other Countries Classified by Type of Transportation and Port of Entry - Continued

July 1974

| No. | Port of entry<br>—<br>Bureau d'entrée        | Residents of the United States - Résidents des États-Unis |                     |                     |                    |                     |   | Total   |
|-----|--|---|---------------------|---------------------|--------------------|---------------------|---|---------|
|     |  | Automobile  | Plane<br>—<br>Avion | Bus<br>—<br>Autobus | Rail<br>—<br>Train | Boat<br>—<br>Bateau | Other<br>methods<br>—<br>Autres<br>moyens |         |
|     | <u>New Brunswick -<br/>Nouveau-Brunswick</u> |   |                     |                     |                    |                     |   |         |
| 1   | Andover .....                                | 21,459  | —                   | 132                 | —                  | —                   | 143                                       | 21,734  |
| 2   | Bathurst .....                               | —   | 7                   | —                   | —                  | —                   | —   | 7       |
| 3   | Beaconsfield .....                           | 191   | —                   | —                   | —                  | —                   | —   | 191     |
| 4   | Black's Harbour .....                        | —   | —                   | —                   | —                  | —                   | —   | —       |
| 5   | Bloomfield .....                             | 371   | —                   | —                   | —                  | —                   | 5   | 376     |
| 6   | Campbellton .....                            | —   | 18                  | —                   | —                  | —                   | —   | 18      |
| 7   | Campobello .....                             | 34,708  | —                   | 119                 | —                  | —                   | 306                                       | 35,133  |
| 8   | Caraget .....                                | —   | —                   | —                   | —                  | —                   | —   | —       |
| 9   | Centreville .....                            | 8,350   | 1                   | 68                  | —                  | —                   | 56  | 8,475   |
| 10  | Clair .....                                  | 33,591  | —                   | 47                  | —                  | —                   | 1,551                                     | 35,189  |
| 11  | Dalhousie .....                              | —   | 48                  | —                   | —                  | —                   | —   | 48      |
| 12  | Edmundston .....                             | 68,755  | 15                  | 407                 | —                  | —                   | 2,617                                     | 71,794  |
| 13  | Fairhaven .....                              | —   | —                   | —                   | —                  | —                   | —   | —       |
| 14  | Forest City .....                            | 1,273   | —                   | —                   | —                  | —                   | 353                                       | 1,626   |
| 15  | Fosterville .....                            | 3,311   | —                   | —                   | —                  | —                   | 260                                       | 3,571   |
| 16  | Four Falls .....                             | 291   | —                   | —                   | —                  | —                   | 2   | 293     |
| 17  | Fredericton .....                            | —   | 197                 | —                   | —                  | —                   | —   | 197     |
| 18  | Gillespie .....                              | 19,204  | —                   | 29                  | —                  | —                   | 176                                       | 19,409  |
| 19  | Grand Falls .....                            | 7,826   | —                   | 38                  | —                  | —                   | 147                                       | 8,011   |
| 20  | Grand Manan .....                            | —   | —                   | —                   | —                  | —                   | —   | —       |
| 21  | Lord's Cove .....                            | 1,802   | —                   | —                   | —                  | 58                  | —   | 58      |
| 22  | Mars Hill Road .....                         | 288   | —                   | —                   | —                  | 2                   | 213                                       | 2,017   |
| 23  | McAdam .....                                 | —   | —                   | —                   | —                  | —                   | 4   | 292     |
| 24  | Milltown .....                               | 19,604  | —                   | 80                  | 34                 | —                   | —   | 34      |
| 25  | Moncton .....                                | —   | 49                  | —                   | —                  | —                   | 689                                       | 20,373  |
| 26  | Newcastle .....                              | —   | 66                  | —                   | —                  | —                   | —   | 49      |
| 27  | River de Chute .....                         | 804   | —                   | —                   | —                  | —                   | —   | 66      |
| 28  | Sackville .....                              | —   | —                   | —                   | —                  | —                   | —   | 804     |
| 29  | Saint John .....                             | —   | 1,278               | —                   | —                  | —                   | —   | —       |
| 30  | St. Andrews .....                            | —   | —                   | —                   | —                  | 14                  | —   | 1,292   |
| 31  | St. Croix .....                              | —   | —                   | —                   | —                  | 29                  | —   | 29      |
| 32  | St. Léonard .....                            | 14,589  | —                   | 105                 | —                  | —                   | 919                                       | 15,613  |
| 33  | St. Stephen .....                            | 34,032  | 16                  | 100                 | —                  | —                   | 2,054                                     | 36,202  |
| 34  | Sussex .....                                 | 88,961  | 34                  | 3,910               | —                  | —                   | 2,740                                     | 95,645  |
| 35  | Wilson's Beach .....                         | —   | —                   | —                   | —                  | —                   | —   | —       |
| 36  | Woodstock .....                              | 59,513  | 130                 | 702                 | —                  | 53                  | —   | 53      |
| 37  | Total .....                                  | 418,923   | 1,859               | 5,737               | 34                 | 156                 | 12,480                                    | 439,189 |
|     | <u>Québec</u>                                |   |                     |                     |                    |                     |   |         |
| 38  | Abercorn .....                               | 7,027   | —                   | 57                  | —                  | —                   | 31  | 7,115   |
| 39  | Amos .....                                   | —   | —                   | —                   | —                  | —                   | —   | —       |
| 40  | Ancienne Lorette Airport .....               | —   | 643                 | —                   | —                  | —                   | —   | 643     |
| 41  | Armstrong/Ste. Aurélie .....                 | 43,143  | —                   | 1,412               | —                  | —                   | 725                                       | 45,280  |
| 42  | Baie-Comeau .....                            | —   | 97                  | —                   | —                  | —                   | —   | 97      |
| 43  | Beebe .....                                  | 8,549   | —                   | 158                 | —                  | —                   | 1,352                                     | 10,059  |
| 44  | Chambord .....                               | —   | —                   | —                   | —                  | —                   | —   | —       |
| 45  | Chartierville .....                          | 4,540   | —                   | —                   | —                  | —                   | 126                                       | 4,666   |
| 46  | Chicoutimi .....                             | —   | —                   | —                   | —                  | —                   | —   | —       |
| 47  | Clarenceville .....                          | 1,572   | —                   | —                   | —                  | —                   | 46  | 1,618   |
| 48  | Covey Hill .....                             | 3,100   | —                   | —                   | —                  | —                   | 7   | 3,107   |
| 49  | Cowansville .....                            | —   | 14                  | —                   | —                  | —                   | —   | 14      |
| 50  | Daaquam .....                                | 775   | —                   | —                   | —                  | —                   | —   | 775     |
| 51  | Drummondville .....                          | —   | 4                   | —                   | —                  | —                   | —   | 4       |
| 52  | Dundee .....                                 | 13,608  | —                   | —                   | —                  | 780                 | 8   | 14,396  |
| 53  | East Hereford .....                          | 8,241   | —                   | 35                  | —                  | —                   | 148                                       | 8,424   |
| 54  | East Pinnacle .....                          | 662   | —                   | —                   | —                  | —                   | 2   | 664     |
| 55  | Estcourt .....                               | 1,749   | —                   | —                   | —                  | —                   | 952                                       | 2,701   |
| 56  | Farnham .....                                | —   | —                   | —                   | —                  | —                   | —   | —       |



TABLE 16. Number of Travellers Between Canada and Other Countries Classified by Type of Transportation and Port of Entry - Continued

July 1974

| No. | Port of entry<br>—<br>Bureau d'entrée | Residents of the United States - Résidents des États-Unis |                     |                     |                    |                     | Other methods<br>—<br>Autres moyens | Total          |
|-----|---------------------------------------|---|---------------------|---------------------|--------------------|---------------------|-------------------------------------|----------------|
|     |                                       | Automobile  | Plane<br>—<br>Avion | Bus<br>—<br>Autobus | Rail<br>—<br>Train | Boat<br>—<br>Bateau |                                     |                |
|     | <u>Québec - Concluded - fin</u>       |   |                     |                     |                    |                     |                                     |                |
| 1   | Franklin Centre .....                 | 3,246   | —                   | —                   | —                  | —                   | 14                                  | 3,260          |
| 2   | Frelighsburg .....                    | 4,648   | —                   | 74                  | —                  | —                   | 79                                  | 4,801          |
| 3   | Gaspé .....                           | —   | —                   | —                   | —                  | —                   | —                                   | —              |
| 4   | Glen Sutton .....                     | 1,848   | —                   | —                   | —                  | —                   | 288                                 | 2,136          |
| 5   | Granby .....                          | —   | 2                   | —                   | —                  | —                   | —                                   | 2              |
| 6   | Grindstone .....                      | —   | —                   | —                   | —                  | —                   | —                                   | —              |
| 7   | Hemmingford .....                     | 17,046  | —                   | 548                 | —                  | —                   | 73                                  | 17,667         |
| 8   | Herdman .....                         | 4,075   | —                   | —                   | —                  | —                   | 32                                  | 4,107          |
| 9   | Hereford Road .....                   | 4,492   | —                   | —                   | —                  | —                   | 63                                  | 4,555          |
| 10  | Highwater .....                       | 7,557   | —                   | 25                  | —                  | —                   | 191                                 | 7,773          |
| 11  | Hull .....                            | —   | —                   | —                   | —                  | —                   | —                                   | —              |
| 12  | Huntingdon .....                      | —   | —                   | —                   | —                  | —                   | —                                   | —              |
| 13  | Jamieson's Line .....                 | 342   | —                   | —                   | —                  | —                   | 9                                   | 351            |
| 14  | Joliette .....                        | —   | —                   | —                   | —                  | —                   | —                                   | —              |
| 15  | Lac Mégantic .....                    | —   | 4                   | —                   | 163                | —                   | —                                   | 167            |
| 16  | Lac Memphrémagog .....                | —   | —                   | —                   | —                  | 800                 | —                                   | 800            |
| 17  | Lachute .....                         | —   | 6                   | —                   | —                  | —                   | —                                   | 6              |
| 18  | Lacolle .....                         | 152,705   | 12                  | 23,284              | 4,210              | 563                 | 374                                 | 181,148        |
| 19  | La Tuque .....                        | —   | —                   | —                   | —                  | —                   | —                                   | —              |
| 20  | Lévis .....                           | —   | —                   | —                   | —                  | —                   | —                                   | —              |
| 21  | Louiseville .....                     | —   | —                   | —                   | —                  | —                   | —                                   | —              |
| 22  | Magog .....                           | —   | —                   | —                   | —                  | —                   | —                                   | —              |
| 23  | Marieville .....                      | —   | —                   | —                   | —                  | —                   | —                                   | —              |
| 24  | Matane .....                          | —   | —                   | —                   | —                  | —                   | —                                   | —              |
| 25  | Mont Joli .....                       | —   | 11                  | —                   | —                  | —                   | —                                   | 11             |
| 26  | Montmagny .....                       | —   | —                   | —                   | —                  | —                   | —                                   | —              |
| 27  | Montréal - Dorval .....               | —   | 44,669              | —                   | —                  | —                   | —                                   | 44,669         |
| 28  | Montréal - Seaport .....              | —   | —                   | —                   | —                  | 212                 | —                                   | 212            |
| 29  | Montréal - Ste-Scholastique .....     | —   | —                   | —                   | —                  | —                   | —                                   | —              |
| 30  | Morses Line .....                     | 1,291   | —                   | —                   | —                  | —                   | 6                                   | 1,297          |
| 31  | Nicolet .....                         | —   | —                   | —                   | —                  | —                   | —                                   | —              |
| 32  | Noyan .....                           | 2,924   | —                   | 93                  | —                  | —                   | 38                                  | 3,055          |
| 33  | Paspébiac .....                       | —   | —                   | —                   | —                  | —                   | —                                   | —              |
| 34  | Phillipsburg .....                    | 69,027  | —                   | 6,944               | —                  | —                   | 352                                 | 76,323         |
| 35  | Port Alfred .....                     | —   | —                   | —                   | —                  | —                   | —                                   | —              |
| 36  | Québec .....                          | —   | —                   | —                   | —                  | —                   | —                                   | —              |
| 37  | Richmond .....                        | —   | —                   | —                   | —                  | —                   | —                                   | —              |
| 38  | Rimouski .....                        | —   | —                   | —                   | —                  | —                   | —                                   | —              |
| 39  | Rivière-du-Loup .....                 | —   | —                   | —                   | —                  | —                   | —                                   | —              |
| 40  | Rock Island .....                     | 61,685  | —                   | 2,429               | —                  | —                   | 1,627                               | 65,741         |
| 41  | Rouyn .....                           | —   | —                   | —                   | —                  | —                   | —                                   | —              |
| 42  | St-Hubert .....                       | —   | 162                 | —                   | —                  | —                   | —                                   | 162            |
| 43  | St-Hyacinthe .....                    | —   | —                   | —                   | —                  | —                   | —                                   | —              |
| 44  | St-Jean .....                         | —   | 23                  | —                   | —                  | —                   | —                                   | 23             |
| 45  | St-Jérôme .....                       | —   | —                   | —                   | —                  | —                   | —                                   | —              |
| 46  | St-Pamphile .....                     | 1,173   | —                   | —                   | —                  | —                   | 72                                  | 1,245          |
| 47  | Sept-Îles .....                       | —   | 166                 | —                   | —                  | —                   | —                                   | 166            |
| 48  | Shawinigan .....                      | —   | —                   | —                   | —                  | —                   | —                                   | —              |
| 49  | Sherbrooke .....                      | —   | 71                  | —                   | —                  | —                   | —                                   | 71             |
| 50  | Sorel .....                           | —   | —                   | —                   | —                  | —                   | —                                   | —              |
| 51  | Stanhope .....                        | 16,507  | —                   | 191                 | —                  | —                   | 100                                 | 16,798         |
| 52  | Sutton .....                          | —   | —                   | —                   | —                  | —                   | —                                   | —              |
| 53  | Thetford Mines .....                  | —   | —                   | —                   | —                  | —                   | —                                   | —              |
| 54  | Trois-Rivières .....                  | —   | 18                  | —                   | —                  | —                   | —                                   | 18             |
| 55  | Trout River .....                     | 7,658   | —                   | —                   | —                  | —                   | 145                                 | 7,803          |
| 56  | Val-d'Or .....                        | —   | 40                  | —                   | —                  | —                   | —                                   | 40             |
| 57  | Valleyfield .....                     | —   | —                   | —                   | —                  | —                   | —                                   | —              |
| 58  | Victoriaville .....                   | —   | —                   | —                   | —                  | —                   | —                                   | —              |
| 59  | Woburn .....                          | 7,691   | —                   | 47                  | —                  | —                   | 210                                 | 7,948          |
| 60  | <b>Total .....</b>                    | <b>456,881</b>  | <b>45,942</b>       | <b>35,297</b>       | <b>4,373</b>       | <b>2,355</b>        | <b>7,070</b>                        | <b>551,918</b> |



TABLEAU 16. Nombre de voyageurs entre le Canada et les autres pays, par bureau d'entrée et moyen de transport - suite

Juillet 1974

| Residents of Canada returning from U.S. - Résidents du Canada revenant des É.-U. |               |               |              |               |                               |         | Residents of overseas countries - Résidents de pays d'outre-mer | Canadian residents returning from overseas - Résidents du Canada revenant d'outre-mer | Grand Total - Global | No |
|--|---------------|---------------|--------------|---------------|-------------------------------|---------|---|---|----------------------|----|
| Automobile   | Plane - Avion | Bus - Autobus | Rail - Train | Boat - Bateau | Other methods - Autres moyens | Total   |   |   |                      |    |
| 2,477  | -             | -             | -            | -             | 33                            | 2,510   | 1   | -   | 5,771                | 1  |
| 15,218   | -             | -             | -            | -             | 159                           | 15,377  | 51  | -   | 20,229               | 2  |
| -  | -             | -             | -            | -             | -                             | -       | -   | -   | -                    | 3  |
| 5,714  | -             | 7             | -            | -             | 88                            | 5,809   | 5   | -   | 7,950                | 4  |
| -  | 20            | -             | -            | -             | -                             | 20      | -   | -   | 22                   | 5  |
| -  | -             | -             | -            | -             | -                             | -       | -   | -   | -                    | 6  |
| 15,874   | -             | 29            | -            | -             | 147                           | 16,050  | 12  | -   | 33,729               | 7  |
| 11,459   | -             | 98            | -            | -             | 89                            | 11,646  | 25  | 22  | 15,800               | 8  |
| 6,584  | -             | -             | -            | -             | 61                            | 6,645   | 1   | -   | 11,201               | 9  |
| 15,889   | -             | 369           | -            | -             | 100                           | 16,358  | 95  | -   | 24,226               | 10 |
| -  | -             | -             | -            | -             | -                             | -       | -   | -   | -                    | 11 |
| -  | -             | -             | -            | -             | -                             | -       | -   | -   | -                    | 12 |
| 355  | -             | -             | -            | -             | 3                             | 358     | -   | -   | 709                  | 13 |
| -  | -             | -             | -            | -             | -                             | -       | -   | -   | -                    | 14 |
| -  | -             | -             | 54           | -             | -                             | 54      | -   | -   | 221                  | 15 |
| -  | -             | -             | -            | 436           | -                             | 436     | -   | -   | 1,236                | 16 |
| -  | -             | -             | -            | -             | -                             | -       | -   | -   | 6                    | 17 |
| 384,820  | 3             | 20,117        | 777          | 2,102         | 1,512                         | 409,331 | 5,282   | 100   | 595,861              | 18 |
| -  | -             | -             | -            | -             | -                             | -       | -   | -   | -                    | 19 |
| -  | -             | -             | -            | -             | -                             | -       | -   | -   | -                    | 20 |
| -  | -             | -             | -            | -             | -                             | -       | -   | -   | -                    | 21 |
| -  | -             | -             | -            | -             | -                             | -       | -   | -   | -                    | 22 |
| -  | -             | -             | -            | -             | -                             | -       | -   | -   | -                    | 23 |
| -  | -             | -             | -            | -             | -                             | -       | -   | -   | -                    | 24 |
| -  | -             | -             | -            | -             | -                             | -       | 2   | -   | 13                   | 25 |
| -  | -             | -             | -            | -             | -                             | -       | -   | -   | -                    | 26 |
| -  | 23,425        | -             | -            | -             | -                             | 23,425  | 33,694  | 37,506  | 139,294              | 27 |
| -  | -             | -             | -            | 43            | -                             | 43      | 487   | 1,367   | 2,109                | 28 |
| -  | -             | -             | -            | -             | -                             | -       | -   | -   | -                    | 29 |
| 3,315  | -             | -             | -            | -             | 34                            | 3,349   | 6   | -   | 4,652                | 30 |
| -  | -             | -             | -            | -             | -                             | -       | -   | -   | -                    | 31 |
| 11,309   | -             | 338           | -            | -             | 55                            | 11,702  | 18  | -   | 14,775               | 32 |
| -  | -             | -             | -            | -             | -                             | -       | -   | -   | -                    | 33 |
| 99,244   | -             | 6,995         | -            | -             | 414                           | 106,653 | 1,015   | -   | 183,991              | 34 |
| -  | -             | -             | -            | -             | -                             | -       | -   | 1,203   | 1,203                | 35 |
| -  | -             | -             | -            | -             | -                             | -       | -   | -   | -                    | 36 |
| -  | -             | -             | -            | -             | -                             | -       | -   | -   | -                    | 37 |
| -  | -             | -             | -            | -             | -                             | -       | -   | -   | -                    | 38 |
| -  | -             | -             | -            | -             | -                             | -       | -   | -   | -                    | 39 |
| 90,565   | -             | 2,019         | -            | -             | 2,416                         | 95,000  | 401   | 15  | 161,157              | 40 |
| -  | 188           | -             | -            | -             | -                             | 188     | -   | -   | 350                  | 41 |
| -  | -             | -             | -            | -             | -                             | -       | -   | -   | -                    | 42 |
| -  | 3             | -             | -            | -             | -                             | 3       | -   | -   | 26                   | 43 |
| -  | -             | -             | -            | -             | -                             | -       | -   | -   | -                    | 44 |
| 2,446  | -             | -             | -            | -             | 109                           | 2,555   | -   | -   | 3,800                | 45 |
| -  | 16            | -             | -            | -             | -                             | 16      | 1   | -   | 183                  | 46 |
| -  | -             | -             | -            | -             | -                             | -       | -   | -   | -                    | 47 |
| -  | 38            | -             | -            | -             | -                             | 38      | -   | -   | 109                  | 48 |
| -  | -             | -             | -            | -             | -                             | -       | -   | -   | -                    | 49 |
| 51,846   | -             | 526           | -            | -             | 409                           | 52,781  | 104   | -   | 69,683               | 50 |
| -  | -             | -             | -            | -             | -                             | -       | -   | -   | -                    | 51 |
| -  | -             | -             | -            | -             | -                             | -       | -   | -   | -                    | 52 |
| -  | 10            | -             | -            | -             | -                             | 10      | -   | -   | 28                   | 53 |
| 16,713   | -             | -             | -            | -             | 310                           | 17,023  | 89  | -   | 24,915               | 54 |
| -  | -             | -             | -            | -             | -                             | -       | -   | -   | 40                   | 55 |
| -  | -             | -             | -            | -             | -                             | -       | -   | -   | -                    | 56 |
| -  | -             | -             | -            | -             | -                             | -       | -   | -   | -                    | 57 |
| 11,464   | -             | -             | -            | -             | 291                           | 11,755  | 33  | -   | 19,736               | 58 |
| -  | -             | -             | -            | -             | -                             | -       | -   | -   | -                    | 59 |
| 906,167  | 23,782        | 33,080        | 831          | 2,706         | 10,209                        | 976,775 | 41,907  | 40,213  | 1,610,813            | 60 |

TABLE 16. Number of Travellers Between Canada and Other Countries Classified by Type of Transportation and Port of Entry - Continued

July 1974

| No.            | Port of entry<br>—<br>Bureau d'entrée | Residents of the United States - Résidents des États-Unis |                     |                     |                    |                     |   | Total |
|----------------|---------------------------------------|---|---------------------|---------------------|--------------------|---------------------|---|-------|
|                |                                       | Automobile  | Plane<br>—<br>Avion | Bus<br>—<br>Autobus | Rail<br>—<br>Train | Boat<br>—<br>Bateau | Other<br>methods<br>—<br>Autres<br>moyens |       |
| <u>Ontario</u> |                                       |   |                     |                     |                    |                     |   |       |
| 1              | Acton .....                           | —   | —                   | —                   | —                  | —                   | —   |       |
| 2              | Amherstburg .....                     | —   | —                   | —                   | —                  | 182,867             | 182,867                                   |       |
| 3              | Arnprior .....                        | —   | —                   | —                   | —                  | —                   | —   |       |
| 4              | Barrie .....                          | —   | 2                   | —                   | —                  | —                   | 2   |       |
| 5              | Basswood Lake .....                   | —   | 292                 | —                   | —                  | 1,220               | 1,512                                     |       |
| 6              | Belleville/Napanee .....              | —   | 1                   | —                   | —                  | 19                  | 20  |       |
| 7              | Bowmanville .....                     | —   | —                   | —                   | —                  | —                   | —   |       |
| 8              | Bracebridge .....                     | —   | 384                 | —                   | —                  | —                   | 384                                       |       |
| 9              | Brampton .....                        | —   | —                   | —                   | —                  | —                   | —   |       |
| 10             | Brantford .....                       | —   | 33                  | —                   | —                  | —                   | 33  |       |
| 11             | Brockville .....                      | —   | 18                  | —                   | —                  | 3,862               | 3,880                                     |       |
| 12             | Carleton Place .....                  | —   | —                   | —                   | —                  | —                   | —   |       |
| 13             | Chatham .....                         | —   | 13                  | —                   | —                  | 1,347               | 1,360                                     |       |
| 14             | Cobalt .....                          | —   | —                   | —                   | —                  | —                   | —   |       |
| 15             | Cobourg .....                         | —   | —                   | —                   | —                  | 24                  | 24  |       |
| 16             | Cochrane .....                        | —   | —                   | —                   | —                  | —                   | —   |       |
| 17             | Collingwood .....                     | —   | —                   | —                   | —                  | —                   | —   |       |
| 18             | Cornwall .....                        | 58,828  | —                   | 1,676               | —                  | 84                  | 112                                       |       |
| 19             | Cyclone Island .....                  | —   | 129                 | —                   | —                  | 2,060               | 2,189                                     |       |
| 20             | Dunnville .....                       | —   | —                   | —                   | —                  | 2                   | 2   |       |
| 21             | Fort Erie .....                       | 903,730   | —                   | 45,016              | 455                | 1,111               | 956,091                                   |       |
| 22             | Fort Frances .....                    | 95,702  | 784                 | 1,090               | —                  | —                   | 100,193                                   |       |
| 23             | Galt .....                            | —   | —                   | —                   | —                  | —                   | —   |       |
| 24             | Gananoque .....                       | —   | 56                  | —                   | —                  | 32,607              | 32,663                                    |       |
| 25             | Georgetown .....                      | —   | —                   | —                   | —                  | —                   | —   |       |
| 26             | Goderich .....                        | —   | 7                   | —                   | —                  | 53                  | 60  |       |
| 27             | Gore Bay .....                        | —   | 239                 | —                   | —                  | 48                  | 287                                       |       |
| 28             | Guelph .....                          | —   | 2                   | —                   | —                  | —                   | 2   |       |
| 29             | Hamilton .....                        | —   | 1,449               | —                   | —                  | 3                   | 1,452                                     |       |
| 30             | Hanover .....                         | —   | —                   | —                   | —                  | —                   | —   |       |
| 31             | Kenora .....                          | —   | 1,064               | —                   | —                  | —                   | 1,064                                     |       |
| 32             | Kingston .....                        | —   | 142                 | —                   | —                  | 950                 | 1,092                                     |       |
| 33             | Kitchener .....                       | —   | 172                 | —                   | —                  | —                   | 172                                       |       |
| 34             | Lansdowne .....                       | 192,001   | —                   | 7,869               | —                  | 11,548              | 211,833                                   |       |
| 35             | Leamington .....                      | —   | —                   | —                   | —                  | 490                 | 490                                       |       |
| 36             | Lindsay .....                         | —   | 12                  | —                   | —                  | —                   | 12  |       |
| 37             | Listowel .....                        | —   | —                   | —                   | —                  | —                   | —   |       |
| 38             | Little Current .....                  | —   | —                   | —                   | —                  | 104                 | 104                                       |       |
| 39             | London .....                          | —   | 1,483               | —                   | —                  | —                   | 1,483                                     |       |
| 40             | Mel drum Bay .....                    | —   | —                   | —                   | —                  | 1,264               | 1,264                                     |       |
| 41             | Midland .....                         | —   | —                   | —                   | —                  | —                   | —   |       |
| 42             | Newmarket .....                       | —   | 15                  | —                   | —                  | —                   | 15  |       |
| 43             | Niagara Falls Rainbow .....           | 502,945   | —                   | 23,605              | —                  | —                   | 557,801                                   |       |
| 44             | " " Whirlpool .....                   | 83,365  | —                   | 1,235               | —                  | —                   | 86,416                                    |       |
| 45             | " " Queenston .....                   | 272,818   | 139                 | 10,765              | —                  | 3,399               | 288,109                                   |       |
| 46             | North Bay .....                       | —   | 220                 | —                   | —                  | —                   | 220                                       |       |
| 47             | Oakville .....                        | —   | —                   | —                   | —                  | —                   | —   |       |
| 48             | Orangeville .....                     | —   | —                   | —                   | —                  | —                   | —   |       |
| 49             | Orillia .....                         | —   | —                   | —                   | —                  | —                   | —   |       |
| 50             | Oshawa .....                          | —   | 59                  | —                   | —                  | 7                   | 66  |       |
| 51             | Ottawa .....                          | —   | 902                 | —                   | —                  | —                   | 902                                       |       |
| 52             | Owen Sound .....                      | —   | 39                  | —                   | —                  | 138                 | 177                                       |       |
| 53             | Paris .....                           | —   | —                   | —                   | —                  | —                   | —   |       |
| 54             | Parry Sound .....                     | —   | —                   | —                   | —                  | —                   | —   |       |
| 55             | Pelee Island .....                    | 1,307   | 429                 | —                   | —                  | 5,670               | 11,610                                    |       |
| 56             | Pembroke .....                        | —   | 15                  | —                   | —                  | —                   | 15  |       |
| 57             | Perth .....                           | —   | —                   | —                   | —                  | —                   | —   |       |
| 58             | Peterborough .....                    | —   | 80                  | —                   | —                  | —                   | 80  |       |
| 59             | Picton .....                          | —   | 20                  | —                   | —                  | 20                  | 40  |       |
| 60             | Pigeon River .....                    | 48,031  | —                   | 636                 | —                  | —                   | 49,204                                    |       |

TABLEAU 16. Nombre de voyageurs entre le Canada et les autres pays, par bureau d'entrée et moyen de transport - suite

Juillet 1974

| Residents of Canada returning from U.S. - Résidents du Canada revenant des É.-U. |               |               |              |               |                               |         | Residents of overseas countries - Résidents de pays d'outre-mer | Canadian residents returning from overseas - Résidents du Canada revenant d'outre-mer | Grand Total - Global | N <sup>o</sup> |
|--|---------------|---------------|--------------|---------------|-------------------------------|---------|---|---|----------------------|----------------|
| Automobile   | Plane - Avion | Bus - Autobus | Rail - Train | Boat - Bateau | Other methods - Autres moyens | Total   |   |   |                      |                |
| -  | -             | -             | -            | -             | -                             | -       | -   | -   | -                    | 1              |
| -  | -             | -             | -            | 25            | -                             | 25      | -   | -   | 182,892              | 2              |
| -  | -             | -             | -            | -             | -                             | -       | -   | -   | -                    | 3              |
| -  | -             | -             | -            | -             | -                             | -       | -   | -   | 2                    | 4              |
| -  | 12            | -             | -            | -             | -                             | 12      | -   | -   | 1,524                | 5              |
| -  | -             | -             | -            | 13            | -                             | 13      | -   | -   | 33                   | 6              |
| -  | -             | -             | -            | -             | -                             | -       | -   | -   | -                    | 7              |
| -  | 32            | -             | -            | -             | -                             | 32      | -   | -   | 416                  | 8              |
| -  | -             | -             | -            | -             | -                             | -       | -   | -   | -                    | 9              |
| -  | 11            | -             | -            | -             | -                             | 11      | -   | -   | 44                   | 10             |
| -  | 24            | -             | -            | 296           | -                             | 320     | -   | -   | 4,200                | 11             |
| -  | -             | -             | -            | -             | -                             | -       | -   | -   | -                    | 12             |
| -  | 5             | -             | -            | 10            | -                             | 15      | -   | -   | 1,375                | 13             |
| -  | -             | -             | -            | -             | -                             | -       | -   | -   | -                    | 14             |
| -  | -             | -             | -            | 7             | -                             | 7       | -   | -   | 31                   | 15             |
| -  | -             | -             | -            | -             | -                             | -       | -   | -   | -                    | 16             |
| -  | -             | -             | -            | -             | -                             | -       | -   | -   | -                    | 17             |
| 79,977   | 6             | 1,368         | -            | -             | 304                           | 81,655  | 362   | -   | 142,717              | 18             |
| -  | 5             | -             | -            | 52            | -                             | 57      | -   | -   | 2,246                | 19             |
| 163,592  | -             | 6,947         | 970          | 21            | 882                           | 172,412 | 8,401   | 66  | 1,136,970            | 21             |
| 31,888   | 86            | 203           | -            | -             | 3,350                         | 35,527  | 94  | -   | 135,814              | 22             |
| -  | -             | -             | -            | -             | -                             | -       | -   | -   | -                    | 23             |
| -  | -             | -             | -            | 44,101        | -                             | 44,101  | -   | -   | 76,764               | 24             |
| -  | -             | -             | -            | -             | -                             | -       | -   | -   | -                    | 25             |
| -  | -             | -             | -            | -             | -                             | -       | -   | -   | 60                   | 26             |
| -  | 3             | -             | -            | 7             | -                             | 10      | -   | -   | 297                  | 27             |
| -  | 1             | -             | -            | -             | -                             | 1       | -   | -   | 3                    | 28             |
| -  | 680           | -             | -            | 13            | -                             | 693     | 42  | 5   | 2,192                | 29             |
| -  | 4             | -             | -            | -             | -                             | 4       | -   | -   | 1,068                | 31             |
| -  | 144           | -             | -            | 241           | -                             | 385     | 8   | -   | 1,485                | 32             |
| -  | 70            | -             | -            | -             | -                             | 70      | -   | -   | 242                  | 33             |
| 63,337   | 2             | 2,000         | -            | 14,691        | 225                           | 80,255  | 639   | 117   | 292,844              | 34             |
| -  | -             | -             | -            | 6             | -                             | 6       | -   | -   | 496                  | 35             |
| -  | -             | -             | -            | -             | -                             | -       | -   | -   | 12                   | 36             |
| -  | -             | -             | -            | -             | -                             | -       | -   | -   | -                    | 37             |
| -  | -             | -             | -            | 2             | -                             | 2       | -   | -   | 106                  | 38             |
| -  | 517           | -             | -            | -             | -                             | 517     | 54  | -   | 2,054                | 39             |
| -  | -             | -             | -            | 40            | -                             | 40      | -   | -   | 1,304                | 40             |
| -  | -             | -             | -            | -             | -                             | -       | -   | -   | -                    | 41             |
| -  | 17            | -             | -            | -             | -                             | 17      | -   | -   | 32                   | 42             |
| 93,724   | -             | 1,875         | -            | -             | 7,578                         | 103,177 | 20,573  | -   | 681,551              | 43             |
| 53,446   | -             | 320           | -            | -             | 2,612                         | 56,378  | 1,741   | 36  | 144,571              | 44             |
| 68,589   | 61            | 3,702         | -            | 1,566         | 665                           | 74,583  | 4,074   | -   | 366,766              | 45             |
| -  | -             | -             | -            | -             | -                             | -       | -   | -   | 220                  | 46             |
| -  | -             | -             | -            | -             | -                             | -       | -   | -   | -                    | 47             |
| -  | -             | -             | -            | -             | -                             | -       | -   | -   | -                    | 48             |
| -  | -             | -             | -            | -             | -                             | -       | -   | -   | -                    | 49             |
| -  | 43            | -             | -            | 45            | -                             | 88      | -   | -   | 154                  | 50             |
| -  | 603           | -             | -            | -             | -                             | 603     | 99  | 170   | 1,774                | 51             |
| -  | 6             | -             | -            | 4             | -                             | 10      | -   | -   | 187                  | 52             |
| -  | -             | -             | -            | -             | -                             | -       | -   | -   | -                    | 53             |
| -  | -             | -             | -            | -             | -                             | -       | -   | -   | -                    | 54             |
| 137  | 9             | -             | -            | 45            | 358                           | 549     | 15  | -   | 12,174               | 55             |
| -  | -             | -             | -            | -             | -                             | -       | -   | -   | 15                   | 56             |
| -  | -             | -             | -            | -             | -                             | -       | -   | -   | -                    | 57             |
| -  | 381           | -             | -            | -             | -                             | 381     | -   | -   | 461                  | 58             |
| -  | -             | -             | -            | 4             | -                             | 4       | -   | -   | 44                   | 59             |
| 12,388   | -             | 407           | -            | -             | 58                            | 12,853  | 184   | -   | 62,241               | 60             |

TABLE 16. Number of Travellers Between Canada and Other Countries Classified by Type of Transportation and Port of Entry - Continued

July 1974

| No. | Port of entry<br>—<br>Bureau d'entrée | Residents of the United States - Résidents des États-Unis |                     |                     |                    |                     |   | Total     |
|-----|---------------------------------------|---|---------------------|---------------------|--------------------|---------------------|---|-----------|
|     |                                       | Automobile  | Plane<br>—<br>Avion | Bus<br>—<br>Autobus | Rail<br>—<br>Train | Boat<br>—<br>Bateau | Other<br>methods<br>—<br>Autres<br>moyens |           |
|     | <u>Ontario - Concluded - fin</u>      |   |                     |                     |                    |                     |   |           |
| 1   | Point Alexandria .....                | 6,648   | —                   | —                   | —                  | 746                 | 578                                       | 7,972     |
| 2   | Port Colborne .....                   | —   | —                   | —                   | —                  | 211                 | —   | 211       |
| 3   | Port Dover .....                      | —   | —                   | —                   | —                  | 526                 | —   | 526       |
| 4   | Port Hope .....                       | —   | —                   | —                   | —                  | 80                  | —   | 80        |
| 5   | Port Lambton .....                    | 7,099   | —                   | —                   | —                  | 325                 | 849                                       | 8,273     |
| 6   | Port Metcalfe .....                   | —   | —                   | —                   | —                  | 980                 | —   | 980       |
| 7   | Prairie Portage .....                 | —   | —                   | —                   | —                  | 5,578               | —   | 5,578     |
| 8   | Prescott .....                        | 34,198  | —                   | 876                 | —                  | 11                  | 124                                       | 35,209    |
| 9   | Rainy River .....                     | 14,059  | 260                 | 156                 | —                  | 65                  | 262                                       | 14,802    |
| 10  | Renfrew .....                         | —   | —                   | —                   | —                  | —                   | —   | —         |
| 11  | Richards Landing .....                | —   | —                   | —                   | —                  | 559                 | —   | 559       |
| 12  | Ridgetown .....                       | —   | —                   | —                   | —                  | 30                  | —   | 30        |
| 13  | Saganaga Lake .....                   | —   | 79                  | —                   | —                  | 3,657               | —   | 3,736     |
| 14  | Sand Bay .....                        | —   | 391                 | —                   | —                  | 833                 | —   | 1,224     |
| 15  | Sand Point Lake .....                 | —   | 876                 | —                   | —                  | 2,809               | —   | 3,685     |
| 16  | Sarnia .....                          | 263,443   | 130                 | 2,567               | —                  | 4,315               | 1,315                                     | 271,770   |
| 17  | Sault Ste. Marie .....                | 163,649   | 226                 | 2,958               | —                  | 236                 | 1,014                                     | 168,083   |
| 18  | Simcoe .....                          | —   | —                   | —                   | —                  | —                   | —   | —         |
| 19  | Smiths Falls .....                    | —   | 1                   | —                   | —                  | —                   | —   | 1         |
| 20  | Sombra .....                          | 10,266  | —                   | —                   | —                  | 549                 | 1,054                                     | 11,869    |
| 21  | Southampton .....                     | —   | —                   | —                   | —                  | —                   | —   | —         |
| 22  | Stratford .....                       | —   | —                   | —                   | —                  | —                   | —   | —         |
| 23  | St. Catharines .....                  | —   | —                   | —                   | —                  | —                   | —   | —         |
| 24  | St. Thomas .....                      | —   | 15                  | —                   | —                  | 165                 | —   | 180       |
| 25  | Sudbury .....                         | —   | 79                  | —                   | —                  | —                   | —   | 79        |
| 26  | Thorold .....                         | —   | —                   | —                   | —                  | —                   | —   | —         |
| 27  | Thunder Bay .....                     | —   | 737                 | —                   | —                  | 48                  | —   | 785       |
| 28  | Tilbury .....                         | —   | —                   | —                   | —                  | 7                   | —   | 7         |
| 29  | Tillsonburg .....                     | —   | 2                   | —                   | —                  | —                   | —   | 2         |
| 30  | Timmins .....                         | —   | 8                   | —                   | —                  | —                   | —   | 8         |
| 31  | Toronto International Airport         | —   | 70,523              | —                   | —                  | —                   | —   | 70,523    |
| 32  | Toronto Seaport/Island<br>Airport.    | —   | 511                 | —                   | —                  | 791                 | —   | 1,302     |
| 33  | Trenton .....                         | —   | 85                  | —                   | —                  | 455                 | —   | 540       |
| 34  | Wallaceburg .....                     | —   | —                   | —                   | —                  | 551                 | —   | 551       |
| 35  | Walkerville .....                     | —   | —                   | —                   | —                  | —                   | —   | —         |
| 36  | Walpole Island .....                  | 6,947   | —                   | —                   | —                  | 1,064               | 2,093                                     | 10,104    |
| 37  | Welland .....                         | —   | 15                  | —                   | —                  | —                   | —   | 15        |
| 38  | Windsor Ambassador .....              | 489,882   | —                   | 13,919              | —                  | —                   | 2,240                                     | 506,041   |
| 39  | Windsor Tunnel .....                  | 403,813   | 2,344               | 22,985              | —                  | 3,544               | 1,217                                     | 433,903   |
| 40  | Woodstock .....                       | —   | —                   | —                   | —                  | —                   | —   | —         |
| 41  | Total .....                           | 3,558,731   | 84,482              | 135,353             | 455                | 277,032             | 58,465                                    | 4,114,518 |
|     | <u>Manitoba</u>                       |   |                     |                     |                    |                     |   |           |
| 42  | Boissevain .....                      | 19,051  | 70                  | 562                 | —                  | —                   | 142                                       | 19,825    |
| 43  | Brandon .....                         | —   | 86                  | —                   | —                  | —                   | —   | 86        |
| 44  | Cartwright .....                      | 3,119   | —                   | —                   | —                  | —                   | 27  | 3,146     |
| 45  | Churchill .....                       | —   | —                   | —                   | —                  | —                   | —   | —         |
| 46  | Coulter .....                         | 2,196   | —                   | —                   | —                  | —                   | 13  | 2,209     |
| 47  | Crystal City .....                    | 2,943   | —                   | —                   | —                  | —                   | 18  | 2,961     |
| 48  | Emerson .....                         | 85,319  | 16                  | 4,757               | —                  | —                   | 340                                       | 90,432    |
| 49  | Goodlands .....                       | 891   | —                   | 25                  | —                  | —                   | 1   | 917       |
| 50  | Gretna .....                          | 8,610   | —                   | 8                   | —                  | —                   | 11  | 8,629     |
| 51  | Lena .....                            | 4,934   | —                   | 71                  | —                  | —                   | 19  | 5,024     |
| 52  | Lyleton .....                         | 1,118   | —                   | —                   | —                  | —                   | 36  | 1,154     |
| 53  | Piney .....                           | 1,725   | —                   | 77                  | —                  | —                   | 23  | 1,825     |

TABLEAU 16. Nombre de voyageurs entre le Canada et les autres pays, par bureau d'entrée et moyen de transport - suite

Juillet 1974

| Residents of Canada returning from U.S. - Résidents du Canada revenant des É.-U. |               |               |              |               |                               |           | Residents of overseas countries - Résidents de pays d'outre-mer | Canadian residents returning from overseas - Résidents du Canada revenant d'outre-mer | Grand Total - Global | No |
|--|---------------|---------------|--------------|---------------|-------------------------------|-----------|---|---|----------------------|----|
| Automobile   | Plane - Avion | Bus - Autobus | Rail - Train | Boat - Bateau | Other methods - Autres moyens | Total     |   |   |                      |    |
| 1,275  | -             | 1             | -            | 21            | 207                           | 1,504     | 2   | -   | 9,478                | 1  |
| -  | -             | -             | -            | 17            | -                             | 17        | -   | -   | 228                  | 2  |
| -  | -             | -             | -            | 40            | -                             | 40        | -   | -   | 566                  | 3  |
| -  | -             | -             | -            | -             | -                             | -         | -   | -   | 80                   | 4  |
| 4,623  | -             | 121           | -            | 87            | 530                           | 5,361     | 17  | -   | 13,651               | 5  |
| -  | -             | -             | -            | 176           | -                             | 176       | -   | -   | 1,156                | 6  |
| -  | 1             | -             | -            | 44            | -                             | 45        | -   | -   | 5,623                | 7  |
| 36,641   | -             | 516           | -            | -             | 281                           | 37,438    | 261   | 48  | 72,956               | 8  |
| 13,321   | 4             | 1,318         | 450          | -             | 870                           | 15,963    | 24  | -   | 30,789               | 9  |
| -  | -             | -             | -            | -             | -                             | -         | -   | -   | -                    | 10 |
| -  | -             | -             | -            | 123           | -                             | 123       | -   | -   | 682                  | 11 |
| -  | -             | -             | -            | -             | -                             | -         | -   | -   | 30                   | 12 |
| -  | 21            | -             | -            | 163           | -                             | 184       | -   | -   | 3,920                | 13 |
| -  | 6             | -             | -            | 24            | -                             | 30        | -   | -   | 1,254                | 14 |
| -  | 371           | -             | -            | 80            | -                             | 451       | -   | -   | 4,136                | 15 |
| 128,236  | 61            | 1,875         | -            | 890           | 577                           | 131,639   | 1,474   | 1   | 404,884              | 16 |
| 60,489   | 126           | 1,748         | -            | 38            | 205                           | 62,606    | 87  | -   | 230,776              | 17 |
| -  | -             | -             | -            | -             | -                             | -         | -   | -   | -                    | 18 |
| -  | -             | -             | -            | -             | -                             | -         | -   | -   | 1                    | 19 |
| 5,299  | -             | 98            | -            | 104           | 548                           | 6,049     | 22  | -   | 17,940               | 20 |
| -  | -             | -             | -            | -             | -                             | -         | -   | -   | -                    | 21 |
| -  | -             | -             | -            | -             | -                             | -         | -   | -   | -                    | 22 |
| -  | -             | -             | -            | -             | -                             | -         | -   | -   | -                    | 23 |
| -  | -             | -             | -            | 30            | -                             | 30        | -   | -   | 210                  | 24 |
| -  | 7             | -             | -            | -             | -                             | 7         | -   | -   | 86                   | 25 |
| -  | -             | -             | -            | -             | -                             | -         | -   | -   | -                    | 26 |
| -  | 292           | -             | -            | 47            | -                             | 339       | 39  | 3   | 1,166                | 27 |
| -  | -             | -             | -            | -             | -                             | -         | -   | -   | 7                    | 28 |
| -  | -             | -             | -            | -             | -                             | -         | -   | -   | 2                    | 29 |
| -  | 2             | -             | -            | -             | -                             | 2         | -   | -   | 10                   | 30 |
| -  | 45,913        | -             | -            | -             | -                             | 45,913    | 84,234  | 51,939  | 252,609              | 31 |
| -  | 84            | -             | -            | 211           | -                             | 295       | -   | -   | 1,597                | 32 |
| -  | 2             | -             | -            | 37            | -                             | 39        | -   | -   | 579                  | 33 |
| -  | -             | -             | -            | -             | -                             | -         | -   | -   | 551                  | 34 |
| -  | -             | -             | -            | -             | -                             | -         | -   | -   | -                    | 35 |
| 4,593  | -             | -             | -            | 138           | 1,748                         | 6,479     | 4   | 4   | 16,591               | 36 |
| -  | -             | -             | -            | -             | -                             | -         | -   | -   | 15                   | 37 |
| 136,642  | -             | 3,122         | -            | -             | 269                           | 140,033   | 1,552   | 1,076   | 648,702              | 38 |
| 186,565  | 139           | 42,768        | -            | 48            | 415                           | 229,935   | 4,208   | 356   | 668,402              | 39 |
| -  | -             | -             | -            | -             | -                             | -         | -   | -   | -                    | 40 |
| 1,144,762  | 49,751        | 68,389        | 1,420        | 63,507        | 21,682                        | 1,349,511 | 128,210   | 53,821  | 5,646,060            | 41 |
| 21,702   | 15            | 850           | -            | -             | 109                           | 22,676    | 324   | -   | 42,825               | 42 |
| -  | 14            | -             | -            | -             | -                             | 14        | -   | -   | 100                  | 43 |
| 1,119  | -             | -             | -            | -             | 4                             | 1,123     | -   | -   | 4,269                | 44 |
| -  | -             | -             | -            | -             | -                             | -         | -   | -   | -                    | 45 |
| 2,450  | -             | -             | -            | -             | 15                            | 2,465     | 3   | -   | 4,677                | 46 |
| 983  | -             | 38            | -            | -             | 3                             | 1,024     | -   | -   | 3,985                | 47 |
| 51,439   | 4             | 1,379         | -            | -             | 202                           | 53,024    | 457   | 2   | 143,915              | 48 |
| 1,979  | -             | -             | -            | -             | 10                            | 1,989     | 2   | -   | 2,908                | 49 |
| 7,023  | -             | 100           | -            | -             | 148                           | 7,271     | 39  | -   | 15,939               | 50 |
| 1,835  | -             | -             | -            | -             | 19                            | 1,854     | 7   | -   | 6,885                | 51 |
| 1,806  | -             | -             | -            | -             | 10                            | 1,816     | 2   | -   | 2,972                | 52 |
| 1,744  | -             | -             | -            | -             | 9                             | 1,753     | 5   | -   | 3,583                | 53 |

TABLE 16. Number of Travellers Between Canada and Other Countries Classified by Type of Transportation and Port of Entry - Continued

July 1974

| No.                               | Port of entry<br>Bureau d'entrée | Residents of the United States - Résidents des États-Unis |                |                |               |                |                                      | Total   |
|-----------------------------------|----------------------------------|---|----------------|----------------|---------------|----------------|--------------------------------------|---------|
|                                   |                                  | Automobile  | Plane<br>Avion | Bus<br>Autobus | Rail<br>Train | Boat<br>Bateau | Other<br>methods<br>Autres<br>moyens |         |
| <u>Manitoba - Concluded - fin</u> |                                  |   |                |                |               |                |                                      |         |
| 1                                 | Snowflake .....                  | 546   | -              | -              | -             | -              | 3                                    | 549     |
| 2                                 | Sprague .....                    | 7,793   | -              | 302            | 5             | -              | 48                                   | 8,148   |
| 3                                 | South Junction .....             | 5,101   | -              | -              | -             | -              | 18                                   | 5,119   |
| 4                                 | The Pas .....                    | -   | -              | -              | -             | -              | -                                    | -       |
| 5                                 | Tolstoi .....                    | 9,989   | -              | 175            | -             | -              | 50                                   | 10,214  |
| 6                                 | Windygates .....                 | 4,211   | -              | -              | -             | -              | 11                                   | 4,222   |
| 7                                 | Winkler .....                    | 3,752   | 44             | 129            | -             | -              | 23                                   | 3,948   |
| 8                                 | Winnipeg .....                   | -   | 8,049          | -              | -             | -              | -                                    | 8,049   |
| 9                                 | Total .....                      | 161,298   | 8,265          | 6,106          | 5             | -              | 783                                  | 176,457 |
| <u>Saskatchewan</u>               |                                  |   |                |                |               |                |                                      |         |
| 10                                | Big Beaver .....                 | 320   | -              | -              | -             | -              | 8                                    | 328     |
| 11                                | Carievale .....                  | 907   | -              | -              | -             | -              | -                                    | 907     |
| 12                                | Climax .....                     | 1,004   | -              | -              | -             | -              | 2                                    | 1,006   |
| 13                                | Coronach .....                   | 1,237   | -              | 29             | -             | -              | 10                                   | 1,276   |
| 14                                | Estevan .....                    | 4,308   | 42             | -              | -             | -              | 32                                   | 4,382   |
| 15                                | Monchy .....                     | 735   | -              | 26             | -             | -              | 6                                    | 767     |
| 16                                | Moose Jaw .....                  | -   | 18             | -              | -             | -              | -                                    | 18      |
| 17                                | North Battleford .....           | -   | -              | -              | -             | -              | -                                    | -       |
| 18                                | Northgate .....                  | 5,020   | -              | -              | -             | -              | 194                                  | 5,214   |
| 19                                | North Portal .....               | 12,983  | -              | 572            | -             | -              | 533                                  | 14,088  |
| 20                                | Oungre .....                     | 3,323   | -              | 206            | -             | -              | 24                                   | 3,553   |
| 21                                | Prince Albert .....              | -   | 57             | -              | -             | -              | -                                    | 57      |
| 22                                | Regina .....                     | -   | 399            | -              | -             | -              | -                                    | 399     |
| 23                                | Regway .....                     | 3,668   | -              | 89             | -             | -              | 13                                   | 3,770   |
| 24                                | Saskatoon .....                  | -   | 297            | -              | -             | -              | -                                    | 297     |
| 25                                | Swift Current .....              | -   | 33             | -              | -             | -              | -                                    | 33      |
| 26                                | Torquay .....                    | 587   | -              | 19             | -             | -              | 45                                   | 651     |
| 27                                | West Poplar River .....          | 1,395   | -              | 20             | -             | -              | 6                                    | 1,421   |
| 28                                | Weyburn .....                    | -   | 28             | -              | -             | -              | -                                    | 28      |
| 29                                | Willow Creek .....               | 326   | 2              | -              | -             | -              | 2                                    | 330     |
| 30                                | Yorkton .....                    | -   | 4              | -              | -             | -              | -                                    | 4       |
| 31                                | Total .....                      | 35,813  | 880            | 961            | -             | -              | 875                                  | 38,529  |
| <u>Alberta</u>                    |                                  |   |                |                |               |                |                                      |         |
| 32                                | Aden .....                       | 274   | -              | -              | -             | -              | -                                    | 274     |
| 33                                | Calgary .....                    | -   | 10,130         | -              | -             | -              | -                                    | 10,130  |
| 34                                | Carway .....                     | 32,302  | -              | 2,224          | -             | -              | 361                                  | 34,887  |
| 35                                | Chief Mountain .....             | 21,685  | -              | 4,144          | -             | -              | 334                                  | 26,163  |
| 36                                | Coutts .....                     | 38,332  | 22             | 2,650          | -             | -              | 743                                  | 41,747  |
| 37                                | Del Bonita .....                 | 1,688   | -              | 13             | -             | -              | 5                                    | 1,706   |
| 38                                | Edmonton .....                   | -   | 2,215          | -              | -             | -              | -                                    | 2,215   |
| 39                                | Lethbridge .....                 | -   | 214            | -              | -             | -              | -                                    | 214     |
| 40                                | Medicine Hat .....               | -   | 14             | -              | -             | -              | -                                    | 14      |
| 41                                | Red Deer .....                   | -   | -              | -              | -             | -              | -                                    | -       |
| 42                                | Wild Horse .....                 | 936   | -              | -              | -             | -              | 6                                    | 942     |
| 43                                | Total .....                      | 95,217  | 12,595         | 9,031          | -             | -              | 1,449                                | 118,292 |

TABLEAU 16. Nombre de voyageurs entre le Canada et les autres pays, par bureau d'entrée et moyen de transport - suite

Juillet 1974

| Residents of Canada returning from U.S. - Résidents du Canada revenant des É.-U. |               |               |              |               |                               |         | Residents of overseas countries - Résidents de pays d'outre-mer | Canadian residents returning from overseas - Résidents du Canada revenant d'outre-mer | Grand Total Global | N° |
|--|---------------|---------------|--------------|---------------|-------------------------------|---------|---|---|--------------------|----|
| Automobile   | Plane - Avion | Bus - Autobus | Rail - Train | Boat - Bateau | Other methods - Autres moyens | Total   |   |   |                    |    |
| 552  | -             | -             | -            | -             | -                             | 552     | -   | -   | 1,101              | 1  |
| 14,268   | -             | 1,471         | 508          | -             | 43                            | 16,290  | 13  | -   | 24,451             | 2  |
| 4,267  | -             | 97            | -            | -             | 14                            | 4,378   | -   | -   | 9,497              | 3  |
| -  | -             | -             | -            | -             | -                             | -       | -   | -   | -                  | 4  |
| 9,336  | -             | 65            | -            | -             | 33                            | 9,434   | 1   | -   | 19,649             | 5  |
| 1,869  | -             | -             | -            | -             | 12                            | 1,881   | -   | -   | 6,103              | 6  |
| 2,883  | 16            | -             | -            | -             | 26                            | 2,925   | 9   | -   | 6,882              | 7  |
| -  | 2,671         | -             | -            | -             | -                             | 2,671   | 2,932   | 2,855   | 16,507             | 8  |
| 125,255  | 2,720         | 4,000         | 508          | -             | 657                           | 133,140 | 3,794   | 2,857   | 316,248            | 9  |
| 1,201  | -             | -             | -            | -             | 3                             | 1,204   | -   | -   | 1,532              | 10 |
| 1,860  | -             | -             | -            | -             | 4                             | 1,864   | -   | -   | 2,771              | 11 |
| 1,534  | -             | 21            | -            | -             | 5                             | 1,560   | 3   | -   | 2,569              | 12 |
| 2,388  | -             | -             | -            | -             | 4                             | 2,392   | 4   | -   | 3,672              | 13 |
| 2,860  | 9             | -             | -            | -             | 27                            | 2,896   | 2   | -   | 7,280              | 14 |
| 1,659  | -             | -             | -            | -             | 14                            | 1,673   | 8   | -   | 2,448              | 15 |
| -  | 9             | -             | -            | -             | -                             | 9       | -   | -   | 27                 | 16 |
| -  | -             | -             | -            | -             | -                             | -       | -   | -   | -                  | 17 |
| 3,377  | -             | -             | -            | -             | 33                            | 3,410   | 5   | -   | 8,629              | 18 |
| 11,310   | -             | 320           | -            | -             | 814                           | 12,444  | 57  | -   | 26,589             | 19 |
| 2,409  | -             | 35            | -            | -             | 4                             | 2,448   | 29  | 4   | 6,034              | 20 |
| -  | -             | -             | -            | -             | -                             | -       | -   | -   | 57                 | 21 |
| -  | 60            | -             | -            | -             | -                             | 60      | -   | -   | 459                | 22 |
| 6,009  | -             | 72            | -            | -             | 11                            | 6,092   | 28  | -   | 9,890              | 23 |
| -  | 52            | -             | -            | -             | -                             | 52      | -   | 143   | 492                | 24 |
| -  | 11            | -             | -            | -             | -                             | 11      | -   | -   | 44                 | 25 |
| 628  | -             | -             | -            | -             | 14                            | 642     | -   | -   | 1,293              | 26 |
| 1,564  | 2             | -             | -            | -             | 16                            | 1,582   | 10  | 7   | 3,020              | 27 |
| -  | -             | -             | -            | -             | -                             | -       | -   | -   | 28                 | 28 |
| 1,202  | 2             | -             | -            | -             | -                             | 1,204   | 3   | -   | 1,537              | 29 |
| -  | -             | -             | -            | -             | -                             | -       | -   | -   | 4                  | 30 |
| 38,001   | 145           | 448           | -            | -             | 949                           | 39,543  | 149   | 154   | 78,375             | 31 |
| 174  | -             | -             | -            | -             | -                             | 174     | -   | -   | 448                | 32 |
| -  | 4,143         | -             | -            | -             | -                             | 4,143   | 4,625   | 2,684   | 21,582             | 33 |
| 21,491   | -             | 389           | -            | -             | 122                           | 22,002  | 749   | -   | 57,638             | 34 |
| 6,788  | -             | 117           | -            | -             | 39                            | 6,944   | -   | -   | 33,107             | 35 |
| 32,340   | 26            | 1,164         | -            | -             | 924                           | 34,454  | 428   | 67  | 76,696             | 36 |
| 1,646  | -             | -             | -            | -             | 4                             | 1,650   | 10  | -   | 3,366              | 37 |
| -  | 1,798         | -             | -            | -             | -                             | 1,798   | 5,459   | 3,665   | 13,137             | 38 |
| -  | 35            | -             | -            | -             | -                             | 35      | -   | -   | 249                | 39 |
| -  | 8             | -             | -            | -             | -                             | 8       | -   | -   | 22                 | 40 |
| -  | -             | -             | -            | -             | -                             | -       | -   | -   | -                  | 41 |
| 1,596  | -             | -             | -            | -             | 1                             | 1,597   | -   | -   | 2,539              | 42 |
| 64,035   | 6,010         | 1,670         | -            | -             | 1,090                         | 72,805  | 11,271  | 6,416   | 208,784            | 43 |

TABLE 16. Number of Travellers Between Canada and Other Countries Classified by Type of Transportation and Port of Entry - Concluded

July 1974

| No.  | Port of entry<br>—<br>Bureau d'entrée | Residents of the United States - Résidents des États-Unis |                     |                     |                    |                     |   | Total     |
|--|---------------------------------------|---|---------------------|---------------------|--------------------|---------------------|---|-----------|
|  |                                       | Automobile  | Plane<br>—<br>Avion | Bus<br>—<br>Autobus | Rail<br>—<br>Train | Boat<br>—<br>Bateau | Other<br>methods<br>—<br>Autres<br>moyens |           |
| <u>British Columbia -<br/>Colombie-Britannique</u> |                                       |   |                     |                     |                    |                     |   |           |
| 1  | Aldergrove .....                      | 41,486  | —                   | 1,175               | —                  | —                   | 407                                       | 43,068    |
| 2  | Bedwell Harbour .....                 | —   | 346                 | —                   | —                  | 9,227               | —   | 9,573     |
| 3  | Boundary Bay .....                    | 10,019  | —                   | 34                  | —                  | —                   | 40  | 10,093    |
| 4  | Campbell River .....                  | —   | 56                  | —                   | —                  | 26                  | —   | 82        |
| 5  | Carson .....                          | 4,664   | —                   | 107                 | —                  | —                   | 88  | 4,859     |
| 6  | Cascade .....                         | 10,030  | 4                   | 114                 | —                  | —                   | 92  | 10,240    |
| 7  | Chemainus .....                       | —   | —                   | —                   | —                  | —                   | —   | —         |
| 8  | Chilliwack .....                      | —   | 35                  | —                   | —                  | —                   | —   | 35        |
| 9  | Chopaka .....                         | 900   | —                   | —                   | —                  | —                   | 29  | 929       |
| 10   | Courtenay .....                       | —   | —                   | —                   | —                  | —                   | —   | —         |
| 11   | Cranbrook .....                       | —   | 134                 | —                   | —                  | —                   | —   | 134       |
| 12   | Huntingdon .....                      | 45,866  | 588                 | 551                 | —                  | —                   | 367                                       | 47,372    |
| 13   | Kamloops .....                        | —   | 72                  | —                   | —                  | —                   | —   | 72        |
| 14   | Kelowna .....                         | —   | 17                  | —                   | —                  | —                   | —   | 17        |
| 15   | Kingsgate .....                       | 36,555  | —                   | 2,275               | —                  | —                   | 1,759                                     | 40,589    |
| 16   | Kitimat .....                         | —   | 4                   | —                   | —                  | 6                   | —   | 10        |
| 17   | Midway .....                          | 866   | 3                   | —                   | —                  | —                   | 20  | 889       |
| 18   | Nanaimo .....                         | —   | 806                 | —                   | —                  | 503                 | —   | 1,309     |
| 19   | Nelson .....                          | —   | 1                   | —                   | —                  | —                   | —   | 1         |
| 20   | Nelway .....                          | 7,243   | —                   | 67                  | —                  | —                   | 97  | 7,407     |
| 21   | New Westminster .....                 | —   | —                   | —                   | —                  | —                   | —   | —         |
| 22   | Osoyoos .....                         | 40,219  | —                   | 514                 | —                  | —                   | 351                                       | 41,084    |
| 23   | Pacific Highway .....                 | 167,383   | —                   | 12,485              | 1,238              | —                   | 1,068                                     | 182,174   |
| 24   | Paterson .....                        | 5,089   | —                   | 179                 | —                  | —                   | 42  | 5,310     |
| 25   | Penticton .....                       | —   | 595                 | —                   | —                  | —                   | —   | 595       |
| 26   | Port Alberni .....                    | —   | —                   | —                   | —                  | 80                  | —   | 80        |
| 27   | Powell River .....                    | —   | 8                   | —                   | —                  | 50                  | —   | 58        |
| 28   | Prince George .....                   | —   | 40                  | —                   | —                  | —                   | —   | 40        |
| 29   | Prince Rupert .....                   | 4,090   | 247                 | 311                 | —                  | 2,197               | 2,002                                     | 8,847     |
| 30   | Roosville .....                       | 10,083  | —                   | 523                 | —                  | —                   | 351                                       | 10,957    |
| 31   | Rykerts .....                         | 9,374   | 108                 | 107                 | —                  | —                   | 72  | 9,661     |
| 32   | Sidney .....                          | 19,956  | —                   | 553                 | —                  | 1,600               | 3,702                                     | 25,811    |
| 33   | Stewart .....                         | 465   | —                   | —                   | —                  | —                   | 27  | 492       |
| 34   | Trail .....                           | —   | 18                  | —                   | —                  | 41                  | —   | 59        |
| 35   | Vancouver Airport .....               | —   | 25,125              | —                   | —                  | —                   | —   | 25,125    |
| 36   | " Seaport .....                       | —   | —                   | —                   | —                  | 12,946              | —   | 12,946    |
| 37   | Vernon .....                          | —   | —                   | —                   | —                  | —                   | —   | —         |
| 38   | Victoria .....                        | 33,823  | 4,003               | 2,302               | —                  | 6,271               | 32,596                                    | 78,995    |
| 39   | Waneta .....                          | 1,171   | —                   | 32                  | —                  | —                   | 2   | 1,205     |
| 40   | Total .....                           | 449,282   | 32,210              | 21,329              | 1,238              | 32,947              | 43,112                                    | 580,118   |
| <u>Yukon Territory -<br/>Territoire du Yukon</u>   |                                       |   |                     |                     |                    |                     |   |           |
| 41   | Beaver Creek .....                    | 11,174  | 6                   | 3,000               | —                  | —                   | 61  | 14,241    |
| 42   | Dawson/Little Gold .....              | 2,221   | 85                  | 447                 | —                  | —                   | 6   | 2,759     |
| 43   | Old Crow .....                        | —   | 30                  | —                   | —                  | —                   | —   | 30        |
| 44   | Pleasant Camp .....                   | 6,697   | —                   | 934                 | —                  | —                   | 145                                       | 7,776     |
| 45   | Whitehorse .....                      | 351   | 2,203               | 76                  | 7,850              | —                   | 3   | 10,483    |
| 46   | Total .....                           | 20,443  | 2,324               | 4,457               | 7,850              | —                   | 215                                       | 35,289    |
| 47   | Canada .....                          | 5,218,696   | 196,833             | 222,908             | 13,955             | 313,294             | 130,142                                   | 6,095,828 |



TABLEAU 16. Nombre de voyageurs entre le Canada et les autres pays, par bureau d'entrée et moyen de transport - fin

Juillet 1974

| Residents of Canada returning from U.S. - Résidents du Canada revenant des É.-U. |               |               |              |               |                               |           | Residents of overseas countries - Résidents de pays d'outre-mer | Canadian residents returning from overseas - Résidents du Canada revenant d'outre-mer | Grand Total - Global | N <sup>o</sup> |
|--|---------------|---------------|--------------|---------------|-------------------------------|-----------|---|---|----------------------|----------------|
| Automobile   | Plane - Avion | Bus - Autobus | Rail - Train | Boat - Bateau | Other methods - Autres moyens | Total     |   |   |                      |                |
| 45,757   | -             | 668           | -            | -             | 318                           | 46,743    | 203   | -   | 90,014               | 1              |
| -  | 1             | -             | -            | 1,078         | -                             | 1,079     | -   | -   | 10,652               | 2              |
| 146,013  | -             | 433           | -            | -             | 3,733                         | 150,179   | 133   | -   | 160,405              | 3              |
| -  | -             | -             | -            | -             | -                             | -         | -   | -   | 82                   | 4              |
| 2,862  | -             | -             | -            | -             | 127                           | 2,989     | 13  | -   | 7,861                | 5              |
| 11,637   | 5             | 231           | -            | -             | 79                            | 11,952    | 107   | -   | 22,299               | 6              |
| -  | -             | -             | -            | -             | -                             | -         | -   | -   | -                    | 7              |
| -  | 5             | -             | -            | -             | -                             | 5         | -   | -   | 40                   | 8              |
| 930  | -             | -             | -            | -             | 8                             | 938       | 3   | -   | 1,870                | 9              |
| -  | -             | -             | -            | -             | -                             | -         | -   | -   | -                    | 10             |
| -  | 18            | -             | -            | -             | -                             | 18        | -   | -   | 152                  | 11             |
| 77,147   | 167           | 371           | -            | -             | 1,002                         | 78,687    | 913   | 1   | 126,973              | 12             |
| -  | 3             | -             | -            | -             | -                             | 3         | -   | -   | 75                   | 13             |
| -  | -             | -             | -            | -             | -                             | -         | -   | -   | 17                   | 14             |
| 23,718   | -             | 2,123         | -            | -             | 1,498                         | 27,339    | 321   | 3   | 68,252               | 15             |
| -  | 1             | -             | -            | -             | -                             | 1         | -   | -   | 11                   | 16             |
| 1,037  | -             | -             | -            | -             | 62                            | 1,099     | 3   | -   | 1,991                | 17             |
| -  | 42            | -             | -            | 49            | -                             | 91        | -   | -   | 1,400                | 18             |
| -  | -             | -             | -            | -             | -                             | -         | -   | -   | 1                    | 19             |
| 6,283  | -             | 307           | -            | -             | 38                            | 6,628     | 103   | -   | 14,138               | 20             |
| -  | -             | -             | -            | -             | -                             | -         | -   | -   | -                    | 21             |
| 53,228   | -             | 1,306         | -            | -             | 381                           | 54,915    | 613   | -   | 96,612               | 22             |
| 300,117  | -             | 14,697        | 801          | -             | 1,605                         | 317,220   | 5,961   | 125   | 505,480              | 23             |
| 13,797   | -             | 307           | -            | -             | 82                            | 14,186    | 57  | -   | 19,553               | 24             |
| -  | 109           | -             | -            | -             | -                             | 109       | -   | -   | 704                  | 25             |
| -  | -             | -             | -            | 14            | -                             | 14        | -   | -   | 94                   | 26             |
| -  | 2             | -             | -            | -             | -                             | 2         | -   | -   | 60                   | 27             |
| -  | -             | -             | -            | -             | -                             | -         | -   | -   | 40                   | 28             |
| 636  | 56            | 128           | -            | 538           | 512                           | 1,870     | 215   | -   | 10,932               | 29             |
| 10,033   | -             | 74            | -            | -             | 299                           | 10,406    | 224   | -   | 21,587               | 30             |
| 14,263   | 45            | 151           | -            | 4             | 53                            | 14,516    | 47  | 1   | 24,225               | 31             |
| 2,720  | -             | 36            | -            | 591           | 510                           | 3,857     | 207   | 51  | 29,926               | 32             |
| 2,040  | -             | 1,026         | -            | -             | 47                            | 3,113     | -   | -   | 3,605                | 33             |
| -  | 8             | -             | -            | -             | -                             | 8         | -   | -   | 67                   | 34             |
| -  | 14,275        | -             | -            | -             | -                             | 14,275    | 22,554  | 10,340  | 72,294               | 35             |
| -  | -             | -             | -            | 1,263         | -                             | 1,263     | 55  | 6   | 14,270               | 36             |
| -  | -             | -             | -            | -             | -                             | -         | -   | -   | -                    | 37             |
| 5,141  | 2,030         | 789           | -            | 319           | 3,326                         | 11,605    | 2,240   | 96  | 92,936               | 38             |
| 2,317  | -             | -             | -            | -             | 10                            | 2,327     | 18  | -   | 3,550                | 39             |
| 719,676  | 16,767        | 22,647        | 801          | 3,856         | 13,690                        | 777,437   | 33,990  | 10,623  | 1,402,168            | 40             |
| 1,714  | 6             | 536           | -            | -             | 1                             | 2,257     | 165   | -   | 16,663               | 41             |
| 854  | 5             | 35            | -            | -             | 2                             | 896       | 65  | -   | 3,720                | 42             |
| -  | -             | -             | -            | -             | -                             | -         | -   | -   | 30                   | 43             |
| 896  | -             | 136           | -            | -             | 7                             | 1,039     | 94  | -   | 8,909                | 44             |
| 24   | 132           | 44            | 465          | -             | 4                             | 669       | 80  | -   | 11,232               | 45             |
| 3,488  | 143           | 751           | 465          | -             | 14                            | 4,861     | 404   | -   | 40,554               | 46             |
| 3,516,047  | 102,166       | 132,937       | 4,046        | 70,104        | 68,936                        | 3,894,236 | 223,869   | 120,755   | 10,334,688           | 47             |

TABLE 17. Residents of Countries Other than the United States Entering Canada(1) by Country of Residence and Port of Entry

July 1974

| No. | Country of residence<br>—<br>Pays de résidence | Gander<br>Nfld.<br>—<br>T.-N. | Halifax<br>N.S.(2)<br>—<br>N.-É.(2) | Lacolle<br>Qué. | Montréal<br>Qué.(2) | Phillips-<br>burg<br>Qué. | Fort Erie<br>Ont. | Niagara<br>Falls<br>Ont. |
|-----|--|-------------------------------|-------------------------------------|-----------------|---------------------|---------------------------|-------------------|--------------------------|
|     | <u>Europe</u>                                  |                               |                                     |                 |                     |                           |                   |                          |
| 1   | Austria - Autriche .....                       | 2                             | 7                                   | 63              | 273                 | 3                         | 134               | 649                      |
| 2   | Azores - Açores .....                          | —                             | —                                   | —               | —                   | —                         | —                 | —                        |
| 3   | Belgium - Belgique .....                       | 3                             | 13                                  | 143             | 1,521               | 23                        | 175               | 449                      |
| 4   | Bulgaria - Bulgarie .....                      | —                             | 1                                   | —               | 17                  | —                         | —                 | 1                        |
| 5   | Czechoslovakia - Tchecoslovaquie .....         | 1                             | 1                                   | 5               | 252                 | 3                         | 2                 | —                        |
| 6   | Denmark - Danemark .....                       | 6                             | 14                                  | 23              | 329                 | 5                         | 144               | 352                      |
| 7   | Finland - Finlande .....                       | 3                             | 15                                  | 13              | 59                  | 2                         | 43                | 293                      |
| 8   | France .....                                   | 155                           | 43                                  | 959             | 6,689               | 165                       | 449               | 1,608                    |
| 9   | Germany (Federal Republic) -<br>Allemagne.     | 57                            | 103                                 | 553             | 2,721               | 107                       | 1,026             | 4,969                    |
| 10  | Greece - Grèce .....                           | 1                             | 8                                   | 39              | 550                 | 11                        | 45                | 113                      |
| 11  | Hungary - Hongrie .....                        | 1                             | 1                                   | 29              | 177                 | 3                         | 45                | 1                        |
| 12  | Ireland (Republic) - Irlande .....             | 5                             | 6                                   | 41              | 484                 | 14                        | 108               | 144                      |
| 13  | Italy - Italie .....                           | 7                             | 9                                   | 148             | 1,464               | 26                        | 525               | 1,126                    |
| 14  | Malta - Malte .....                            | —                             | —                                   | —               | 3                   | —                         | 102               | 120                      |
| 15  | Netherlands, The - Pays-Bas .....              | 34                            | 94                                  | 196             | 1,932               | 44                        | 340               | 1,480                    |
| 16  | Norway - Norvège .....                         | 115                           | 27                                  | 26              | 258                 | 10                        | 50                | 112                      |
| 17  | Poland - Pologne .....                         | —                             | 1                                   | 65              | 619                 | 4                         | 54                | 9                        |
| 18  | Portugal .....                                 | 1                             | 1                                   | 18              | 461                 | 11                        | 33                | 52                       |
| 19  | Rumania - Roumanie .....                       | —                             | —                                   | 11              | 31                  | —                         | —                 | 3                        |
| 20  | Spain - Espagne .....                          | 4                             | 3                                   | 80              | 561                 | 6                         | 172               | 308                      |
| 21  | Sweden - Suède .....                           | 8                             | 24                                  | 73              | 492                 | 15                        | 198               | 741                      |
| 22  | Switzerland - Suisse .....                     | 5                             | 16                                  | 212             | 1,446               | 42                        | 233               | 671                      |
| 23  | Turkey - Turquie .....                         | 1                             | 1                                   | 17              | 62                  | 6                         | 22                | 32                       |
| 24  | United Kingdom - Royaume-Uni .....             | 594                           | 1,017                               | 838             | 4,342               | 238                       | 1,568             | 5,328                    |
| 25  | U.S.S.R. - U.R.S.S. ....                       | —                             | —                                   | 5               | 178                 | —                         | —                 | —                        |
| 26  | Yugoslavia - Yougoslavie .....                 | —                             | 4                                   | 18              | 117                 | 1                         | 111               | 16                       |
| 27  | Other - Autres .....                           | 1                             | —                                   | 1               | 70                  | —                         | 2                 | 9                        |
| 28  | Total .....                                    | 1,004                         | 1,409                               | 3,576           | 25,108              | 739                       | 5,581             | 18,586                   |
|     | <u>Africa - Afrique</u>                        |                               |                                     |                 |                     |                           |                   |                          |
| 29  | Algeria - Algérie .....                        | —                             | —                                   | 5               | 74                  | —                         | —                 | 1                        |
| 30  | Egypt - Égypte .....                           | 1                             | —                                   | 37              | 443                 | 6                         | 2                 | 6                        |
| 31  | Rhodesia - Rhodésie .....                      | —                             | 1                                   | 1               | 2                   | —                         | —                 | 7                        |
| 32  | South Africa - Afrique du Sud .....            | 1                             | 8                                   | 14              | 206                 | 4                         | 48                | 168                      |
| 33  | Other - Autres .....                           | 3                             | 29                                  | 54              | 944                 | 10                        | 35                | 76                       |
| 34  | Total .....                                    | 5                             | 38                                  | 111             | 1,669               | 20                        | 85                | 258                      |

See footnote(s) at the end of the table.

TABLEAU 17. Résidents de pays autres que les États-Unis entrant au Canada(1), par pays de résidence et bureau d'entrée

Juillet 1974

| Sarnia<br>Ont. | Toronto<br>Ont.(3) | Windsor<br>Ont.(4) | Winnipeg<br>Man. | Calgary<br>Alta.<br>—<br>Alb. | Edmonton<br>Alta.<br>—<br>Alb. | Pacific<br>Highway<br>B.C.<br>—<br>C.-B. | Vancouver<br>B.C.(2)<br>—<br>C.-B.(2) | Other<br>ports<br>—<br>Autres | Total   | NO |
|----------------|--------------------|--------------------|------------------|-------------------------------|--------------------------------|--|---------------------------------------|-------------------------------|---------|----|
| 13             | 760                | 17                 | 5                | 26                            | 28                             | 74                                       | 67                                    | 143                           | 2,264   | 1  |
| —              | —                  | —                  | —                | —                             | —                              | —  | —                                     | —                             | —       | 2  |
| 54             | 1,582              | 76                 | 4                | 26                            | 53                             | 45                                       | 61                                    | 141                           | 4,369   | 3  |
| —              | 4                  | —                  | —                | —                             | —                              | —  | —                                     | —                             | 23      | 4  |
| 4              | 41                 | 4                  | 5                | 3                             | 12                             | 4  | 6                                     | 17                            | 360     | 5  |
| 15             | 370                | 17                 | 5                | 174                           | 63                             | 151                                      | 298                                   | 260                           | 2,226   | 6  |
| 20             | 721                | 31                 | 2                | 21                            | 11                             | 201                                      | 27                                    | 141                           | 1,603   | 7  |
| 81             | 640                | 519                | 14               | 24                            | 63                             | 142                                      | 127                                   | 1,119                         | 12,797  | 8  |
| 311            | 10,089             | 1,318              | 1,010            | 665                           | 1,698                          | 703                                      | 1,317                                 | 2,261                         | 28,908  | 9  |
| 10             | 387                | 50                 | 4                | 1                             | 1                              | 16                                       | 17                                    | 26                            | 1,279   | 10 |
| 3              | 964                | 17                 | 9                | 14                            | 6                              | 16                                       | 102                                   | 20                            | 1,408   | 11 |
| 11             | 358                | 31                 | 12               | 5                             | 5                              | 45                                       | 84                                    | 59                            | 1,412   | 12 |
| 23             | 2,700              | 295                | 19               | 5                             | 20                             | 42                                       | 62                                    | 95                            | 6,566   | 13 |
| 2              | 54                 | 4                  | —                | —                             | —                              | —  | 1                                     | —                             | 286     | 14 |
| 241            | 9,981              | 170                | 49               | 868                           | 1,818                          | 539                                      | 2,206                                 | 1,369                         | 21,271  | 15 |
| 7              | 99                 | 7                  | 29               | 27                            | 47                             | 254                                      | 104                                   | 208                           | 1,380   | 16 |
| 3              | 128                | 34                 | 2                | 5                             | 7                              | 5  | 5                                     | 10                            | 951     | 17 |
| 6              | 424                | 6                  | 7                | —                             | —                              | 2  | 16                                    | 21                            | 1,059   | 18 |
| —              | 13                 | 2                  | —                | —                             | —                              | —  | 2                                     | —                             | 62      | 19 |
| —              | 164                | 22                 | 5                | 2                             | 1                              | 29                                       | 24                                    | 47                            | 1,428   | 20 |
| 32             | 220                | 63                 | 30               | 27                            | 61                             | 153                                      | 110                                   | 346                           | 2,593   | 21 |
| 15             | 553                | 43                 | 11               | 88                            | 113                            | 146                                      | 272                                   | 349                           | 4,215   | 22 |
| 1              | 33                 | 11                 | 2                | 6                             | —                              | 2  | 5                                     | 10                            | 211     | 23 |
| 413            | 34,577             | 1,956              | 1,343            | 2,033                         | 1,289                          | 1,801                                    | 7,940                                 | 3,274                         | 68,551  | 24 |
| —              | 9                  | 1                  | —                | 1                             | —                              | —  | —                                     | 2                             | 196     | 25 |
| 7              | 1,470              | 77                 | 20               | 14                            | 22                             | 9  | 26                                    | 15                            | 1,927   | 26 |
| —              | 80                 | 8                  | 2                | 8                             | 2                              | 7  | 6                                     | 6                             | 202     | 27 |
| 1,272          | 66,331             | 4,779              | 2,589            | 4,043                         | 5,320                          | 4,386                                    | 12,885                                | 9,939                         | 167,547 | 28 |
| —              | 2                  | —                  | —                | —                             | 2                              | —  | —                                     | —                             | 84      | 29 |
| —              | 44                 | —                  | —                | 1                             | —                              | 5  | 4                                     | 3                             | 552     | 30 |
| —              | 14                 | 1                  | 1                | —                             | —                              | —  | 2                                     | —                             | 29      | 31 |
| 3              | 421                | 12                 | 25               | 10                            | 7                              | 15                                       | 98                                    | 116                           | 1,156   | 32 |
| 1              | 430                | 23                 | 23               | 21                            | 6                              | 17                                       | 75                                    | 30                            | 1,777   | 33 |
| 4              | 911                | 36                 | 49               | 32                            | 15                             | 37                                       | 179                                   | 149                           | 3,598   | 34 |

Voir renvoi(s) à la fin du tableau.

TABLE 17. Residents of Countries Other than the United States Entering Canada(1) by Country of Residence and Port of Entry - Concluded

July 1974

| No.   | Country of residence<br>-<br>Pays de résidence     | Gander<br>Nfld.<br>-<br>T.-N. | Halifax<br>N.S.(2)<br>-<br>N.-É.(2) | Lacolle<br>Qué. | Montréal<br>Qué.(2) | Phillips-<br>burg<br>Qué. | Fort Erie<br>Ont. | Niagara<br>Falls<br>Ont. |
|---|--|-------------------------------|-------------------------------------|-----------------|---------------------|---------------------------|-------------------|--------------------------|
| <u>Asia - Asie</u>  |  |                               |                                     |                 |                     |                           |                   |                          |
| 1   | Bangladesh .....                                   | -                             | 1                                   | 2               | 9                   | 1                         | -                 | 6                        |
| 2   | China - Chine .....                                | -                             | -                                   | 2               | 17                  | -                         | 51                | 13                       |
| 3   | Hong Kong - Hong-Kong .....                        | 1                             | 5                                   | 13              | 85                  | 9                         | 26                | 168                      |
| 4   | India - Inde .....                                 | 9                             | 11                                  | 86              | 399                 | 24                        | 172               | 958                      |
| 5   | Israel - Israël .....                              | -                             | 3                                   | 199             | 1,713               | 18                        | 230               | 242                      |
| 6   | Japan - Japon .....                                | -                             | 23                                  | 139             | 374                 | 30                        | 466               | 2,249                    |
| 7   | Korea, South - Corée du Sud .....                  | -                             | -                                   | 4               | 24                  | 1                         | 112               | 82                       |
| 8   | Lebanon - Liban .....                              | 8                             | 5                                   | 22              | 233                 | 4                         | 4                 | 2                        |
| 9   | Pakistan .....                                     | 9                             | 6                                   | 14              | 92                  | 1                         | 7                 | 43                       |
| 10  | Philippines .....                                  | -                             | 1                                   | 26              | 50                  | 3                         | 29                | 64                       |
| 11  | Sri Lanka .....                                    | -                             | -                                   | 1               | 10                  | 1                         | -                 | 12                       |
| 12  | Syria - Syrie .....                                | -                             | -                                   | -               | 35                  | -                         | 1                 | 4                        |
| 13  | Taiwan - Taiwan .....                              | -                             | 18                                  | 20              | 34                  | 7                         | 127               | 8                        |
| 14  | Other - Autres .....                               | 3                             | 12                                  | 73              | 360                 | 12                        | 154               | 322                      |
| 15  | Total .....  | 30                            | 85                                  | 601             | 3,435               | 111                       | 1,379             | 4,173                    |
| <u>North America, Central America and Caribbean - Amérique du Nord, Amérique centrale et Antilles</u> |  |                               |                                     |                 |                     |                           |                   |                          |
| 16  | Antigua .....                                      | -                             | 2                                   | 1               | 10                  | -                         | -                 | 6                        |
| 17  | Bahamas .....                                      | -                             | 2                                   | 2               | 58                  | -                         | -                 | 4                        |
| 18  | Barbados - Barbade .....                           | -                             | 7                                   | 35              | 127                 | -                         | 15                | 19                       |
| 19  | Bermuda - Bermudes .....                           | -                             | 63                                  | 2               | 117                 | 3                         | 1                 | 17                       |
| 20  | Cuba .....   | -                             | -                                   | 6               | 53                  | -                         | -                 | 4                        |
| 21  | Haiti - Haïti .....                                | -                             | 7                                   | 128             | 260                 | 7                         | 3                 | 6                        |
| 22  | Jamaica - Jamaïque .....                           | -                             | 16                                  | 56              | 138                 | 6                         | 105               | 56                       |
| 23  | Mexico - Mexique .....                             | 1                             | 1                                   | 179             | 843                 | 13                        | 338               | 647                      |
| 24  | St Pierre and Miquelon - Saint-Pierre-et-Miquelon. | 8                             | 22                                  | -               | 3                   | -                         | -                 | -                        |
| 25  | Trinidad and Tobago - Trinité et Tobago.           | -                             | 25                                  | 44              | 223                 | 3                         | 15                | 83                       |
| 26  | Other - Autres .....                               | -                             | 41                                  | 102             | 292                 | 8                         | 108               | 146                      |
| 27  | Total .....  | 9                             | 186                                 | 555             | 2,123               | 40                        | 585               | 988                      |
| <u>South America - Amérique du Sud</u>  |  |                               |                                     |                 |                     |                           |                   |                          |
| 28  | Argentina - Argentine .....                        | -                             | 6                                   | 58              | 185                 | -                         | 48                | 276                      |
| 29  | Brazil - Brésil .....                              | -                             | 6                                   | 89              | 386                 | 50                        | 101               | 1,086                    |
| 30  | Colombia - Colombie .....                          | 1                             | 21                                  | 76              | 118                 | 7                         | 151               | 123                      |
| 31  | Guyana - Guyane .....                              | -                             | 3                                   | 16              | 83                  | -                         | 16                | 3                        |
| 32  | Venezuela .....                                    | -                             | 4                                   | 28              | 168                 | 7                         | 33                | 68                       |
| 33  | Other - Autres .....                               | -                             | 21                                  | 57              | 212                 | 4                         | 87                | 69                       |
| 34  | Total .....  | 1                             | 61                                  | 324             | 1,152               | 68                        | 436               | 1,625                    |
| <u>Oceania and Other Ocean Islands - Océanie et autres îles océaniques</u>                            |  |                               |                                     |                 |                     |                           |                   |                          |
| 35  | Australia - Australie .....                        | 7                             | 14                                  | 109             | 580                 | 30                        | 268               | 563                      |
| 36  | New Zealand - Nouvelle-Zélande ...                 | 3                             | 13                                  | 4               | 81                  | 7                         | 67                | 192                      |
| 37  | Other - Autres .....                               | 1                             | 1                                   | 2               | 33                  | -                         | -                 | 3                        |
| 38  | Total .....  | 11                            | 28                                  | 115             | 694                 | 37                        | 335               | 758                      |
| 39  | Grand - Total - Global .....                       | 1,060                         | 1,807                               | 5,282           | 34,181              | 1,015                     | 8,401             | 26,388                   |

(1) Entries direct and via the United States.  
 (2) Includes entries by plane and ship.  
 (3) Includes entries by plane only.  
 (4) Includes entries by land and plane.

TABLEAU 17. Résidents de pays autres que les États-Unis entrant au Canada(1), par pays de résidence et bureau d'entrée - fin

Juillet 1974

| Sarnia<br>Ont. | Toronto<br>Ont. (3) | Windsor<br>Ont. (4) | Winnipeg<br>Man. | Calgary<br>Alta.<br>-<br>Alb. | Edmonton<br>Alta.<br>-<br>Alb. | Pacific<br>Highway<br>B.C.<br>-<br>C.-B. | Vancouver<br>B.C. (2)<br>-<br>C.-B. (2) | Other<br>ports<br>-<br>Autres | Total   | N <sup>o</sup> |
|----------------|---------------------|---------------------|------------------|-------------------------------|--------------------------------|--|---|-------------------------------|---------|----------------|
| -              | 4                   | -                   | -                | -                             | -                              | -  | 9                                       | -                             | 32      | 1              |
| -              | 21                  | 6                   | 1                | -                             | 2                              | 3  | 2                                       | 1                             | 119     | 2              |
| 1              | 578                 | 24                  | 5                | 6                             | 5                              | 157                                      | 1,069                                   | 80                            | 2,232   | 3              |
| 22             | 474                 | 121                 | 19               | 7                             | 7                              | 38                                       | 120                                     | 97                            | 2,564   | 4              |
| 13             | 584                 | 58                  | 16               | 8                             | 4                              | 38                                       | 43                                      | 104                           | 3,273   | 5              |
| 13             | 678                 | 185                 | 16               | 162                           | 11                             | 308                                      | 4,218                                   | 876                           | 9,748   | 6              |
| 1              | 52                  | 11                  | 2                | 3                             | -                              | 20                                       | 75                                      | 4                             | 391     | 7              |
| 1              | 50                  | 13                  | 8                | -                             | 1                              | 2  | 6                                       | 4                             | 363     | 8              |
| -              | 136                 | 16                  | 6                | 1                             | 8                              | -  | 7                                       | 7                             | 353     | 9              |
| 8              | 79                  | 46                  | 2                | 4                             | 1                              | 22                                       | 122                                     | 56                            | 513     | 10             |
| 4              | 20                  | 1                   | 1                | -                             | -                              | -  | 3                                       | -                             | 53      | 11             |
| -              | 7                   | -                   | -                | -                             | -                              | -  | -                                       | 5                             | 52      | 12             |
| 10             | 82                  | 27                  | -                | 4                             | 1                              | 42                                       | 84                                      | 44                            | 508     | 13             |
| 7              | 431                 | 89                  | 23               | 30                            | 25                             | 63                                       | 268                                     | 57                            | 1,929   | 14             |
| 80             | 3,196               | 597                 | 99               | 225                           | 65                             | 693                                      | 6,026                                   | 1,335                         | 22,130  | 15             |
| -              | 80                  | -                   | -                | -                             | -                              | -  | -                                       | -                             | 99      | 16             |
| -              | 471                 | 4                   | -                | -                             | -                              | -  | 8                                       | 9                             | 557     | 17             |
| -              | 1,001               | 13                  | 2                | -                             | -                              | 2  | 6                                       | 12                            | 1,239   | 18             |
| -              | 795                 | -                   | 2                | -                             | -                              | 5  | 7                                       | 8                             | 1,020   | 19             |
| -              | 8                   | -                   | -                | -                             | -                              | -  | 3                                       | -                             | 74      | 20             |
| -              | 148                 | 1                   | -                | -                             | -                              | -  | 4                                       | 1                             | 565     | 21             |
| 4              | 3,216               | 8                   | 10               | 1                             | 3                              | 8  | 27                                      | 17                            | 3,671   | 22             |
| 41             | 1,390               | 125                 | 15               | 90                            | 3                              | 118                                      | 534                                     | 482                           | 4,820   | 23             |
| -              | -                   | -                   | -                | -                             | -                              | -  | -                                       | 236                           | 269     | 24             |
| -              | 2,840               | 4                   | 5                | 4                             | 2                              | 3  | 22                                      | 16                            | 3,289   | 25             |
| 4              | 617                 | 15                  | 37               | 15                            | 9                              | 20                                       | 25                                      | 35                            | 1,474   | 26             |
| 49             | 10,566              | 170                 | 71               | 110                           | 17                             | 156                                      | 636                                     | 816                           | 17,077  | 27             |
| 3              | 193                 | 19                  | 4                | 5                             | -                              | 18                                       | 33                                      | 32                            | 880     | 28             |
| 28             | 316                 | 68                  | 2                | 5                             | 1                              | 20                                       | 74                                      | 77                            | 2,309   | 29             |
| 4              | 176                 | 25                  | 1                | 7                             | -                              | 9  | 26                                      | 10                            | 755     | 30             |
| -              | 569                 | 3                   | 3                | 3                             | -                              | 3  | 5                                       | 1                             | 708     | 31             |
| 2              | 216                 | 4                   | 4                | 5                             | -                              | 5  | 17                                      | 14                            | 575     | 32             |
| 4              | 414                 | 17                  | 21               | 8                             | 1                              | 15                                       | 120                                     | 52                            | 1,102   | 33             |
| 41             | 1,884               | 136                 | 35               | 33                            | 2                              | 70                                       | 275                                     | 186                           | 6,329   | 34             |
| 16             | 998                 | 34                  | 64               | 141                           | 25                             | 153                                      | 1,847                                   | 461                           | 5,310   | 35             |
| 12             | 316                 | 7                   | 23               | 41                            | 13                             | 52                                       | 685                                     | 192                           | 1,708   | 36             |
| -              | 32                  | 1                   | 2                | -                             | 2                              | 16                                       | 76                                      | 1                             | 170     | 37             |
| 28             | 1,346               | 42                  | 89               | 182                           | 40                             | 221                                      | 2,608                                   | 654                           | 7,188   | 38             |
| 1,474          | 84,234              | 5,760               | 2,932            | 4,625                         | 5,459                          | 5,563                                    | 22,609                                  | 13,079                        | 223,869 | 39             |

(1) Entrées directement ou via les États-Unis.

(2) Comprend les personnes entrées par avion et par bateau.

(3) Comprend les personnes entrées par avion seulement.

(4) Comprend les personnes entrées par terre et avion.

TABLE 18. Residents of Canada Returning from Countries Other than the United States by Port of Re-entry

TABLEAU 18. Résidents du Canada revenant de pays autres que les États-Unis par bureau de rentrée

| Port and province<br>of re-entry<br>—<br>Bureau et province<br>de rentrée | July - Juillet                  |                                   |               |                                 |                                   |               |
|---|---------------------------------|-----------------------------------|---------------|---------------------------------|-----------------------------------|---------------|
|   | 1973                            |                                   |               | 1974                            |                                   |               |
|   | Direct<br>—<br>Directe-<br>ment | Via U.S.<br>—<br>Via les<br>É.-U. | Total         | Direct<br>—<br>Directe-<br>ment | Via U.S.<br>—<br>Via les<br>É.-U. | Total         |
| <b>Newfoundland - Terre-Neuve:</b>  |                                 |                                   |               |                                 |                                   |               |
| Fortune .....   | 2,082                           | —                                 | 2,082         | 2,808                           | —                                 | 2,808         |
| Gander .....  | 1,075                           | 18                                | 1,093         | 1,118                           | 2                                 | 1,120         |
| Other - Autres bureaux ....   | 25                              | —                                 | 25            | 47                              | —                                 | 47            |
| <b>Total .....</b>  | <b>3,182</b>                    | <b>18</b>                         | <b>3,200</b>  | <b>3,973</b>                    | <b>2</b>                          | <b>3,975</b>  |
| <b>Prince Edward Island - Île-<br/>du-Prince-Édouard .....</b>            |                                 |                                   |               |                                 |                                   |               |
|   | —                               | —                                 | —             | —                               | —                                 | —             |
| <b>Nova Scotia - Nouvelle-<br/>Écosse:</b>                                |                                 |                                   |               |                                 |                                   |               |
| Halifax .....   | 1,578                           | 24                                | 1,602         | 1,881                           | 22                                | 1,903         |
| North Sydney .....  | 7                               | —                                 | 7             | 2                               | —                                 | 2             |
| Sydney .....  | 493                             | —                                 | 493           | 688                             | —                                 | 688           |
| Other - Autres bureaux ....   | —                               | 2                                 | 2             | 3                               | —                                 | 3             |
| <b>Total .....</b>  | <b>2,078</b>                    | <b>26</b>                         | <b>2,104</b>  | <b>2,574</b>                    | <b>22</b>                         | <b>2,596</b>  |
| <b>New Brunswick - Nouveau-<br/>Brunswick:</b>                            |                                 |                                   |               |                                 |                                   |               |
| Moncton .....   | 7                               | —                                 | 7             | 85                              | —                                 | 85            |
| Other - Autres bureaux ....   | —                               | 15                                | 15            | —                               | 15                                | 15            |
| <b>Total .....</b>  | <b>7</b>                        | <b>15</b>                         | <b>22</b>     | <b>85</b>                       | <b>15</b>                         | <b>100</b>    |
| <b>Québec:</b>  |                                 |                                   |               |                                 |                                   |               |
| Lacolle .....   | —                               | 238                               | 238           | 2                               | 98                                | 100           |
| Montréal air .....  | 38,764                          | 1,704                             | 40,468        | 35,829                          | 1,677                             | 37,506        |
| Montreal sea - Mer .....  | 1,736                           | 1                                 | 1,737         | 1,338                           | 29                                | 1,367         |
| Other .....   | —                               | 5                                 | 5             | 1,203                           | 37                                | 1,240         |
| <b>Total .....</b>  | <b>40,500</b>                   | <b>1,948</b>                      | <b>42,448</b> | <b>38,372</b>                   | <b>1,841</b>                      | <b>40,213</b> |
| <b>Ontario:</b>   |                                 |                                   |               |                                 |                                   |               |
| Hamilton .....  | 218                             | —                                 | 218           | —                               | 5                                 | 5             |
| Niagara Falls .....   | —                               | 234                               | 234           | —                               | 36                                | 36            |
| Ottawa air .....  | 498                             | 5                                 | 503           | 166                             | 4                                 | 170           |
| Toronto air .....   | 51,062                          | 3,408                             | 54,470        | 48,490                          | 3,449                             | 51,939        |
| Windsor .....   | 272                             | 794                               | 1,066         | 264                             | 1,168                             | 1,432         |
| Other .....   | —                               | 101                               | 101           | —                               | 239                               | 239           |
| <b>Total .....</b>  | <b>52,050</b>                   | <b>4,542</b>                      | <b>56,592</b> | <b>48,920</b>                   | <b>4,901</b>                      | <b>53,821</b> |

TABLE 18. Residents of Canada Returning from Countries Other than the United States by Port of Re-entry - Concluded

TABLEAU 18. Résidents du Canada revenant de pays autres que les États-Unis par bureau de rentrée - fin

| Port and province<br>of re-entry<br>—<br>Bureau et province<br>de rentrée | July - Juillet                  |                                   |                |                                 |                                   |                |
|---|---------------------------------|-----------------------------------|----------------|---------------------------------|-----------------------------------|----------------|
|   | 1973                            |                                   |                | 1974                            |                                   |                |
|   | Direct<br>—<br>Directe-<br>ment | Via U.S.<br>—<br>Via les<br>É.-U. | Total          | Direct<br>—<br>Directe-<br>ment | Via U.S.<br>—<br>Via les<br>É.-U. | Total          |
| <b>Manitoba:</b>  |                                 |                                   |                |                                 |                                   |                |
| Winnipeg .....  | 2,750                           | 40                                | 2,790          | 2,805                           | 50                                | 2,855          |
| Other - Autres bureaux ....   | —                               | —                                 | —              | —                               | 2                                 | 2              |
| <b>Total .....</b>  | <b>2,750</b>                    | <b>40</b>                         | <b>2,790</b>   | <b>2,805</b>                    | <b>52</b>                         | <b>2,857</b>   |
| <b>Saskatchewan:</b>  |                                 |                                   |                |                                 |                                   |                |
| Regina .....  | —                               | —                                 | —              | —                               | —                                 | —              |
| Saskatoon .....   | 515                             | —                                 | 515            | 143                             | —                                 | 143            |
| Other .....   | —                               | 9                                 | 9              | —                               | 11                                | 11             |
| <b>Total .....</b>  | <b>515</b>                      | <b>9</b>                          | <b>524</b>     | <b>143</b>                      | <b>11</b>                         | <b>154</b>     |
| <b>Alberta:</b>   |                                 |                                   |                |                                 |                                   |                |
| Calgary .....   | 3,086                           | 67                                | 3,153          | 2,659                           | 25                                | 2,684          |
| Coutts .....  | —                               | 55                                | 55             | —                               | 67                                | 67             |
| Edmonton .....  | 4,092                           | 12                                | 4,104          | 3,649                           | 16                                | 3,665          |
| Other - Autres bureaux ....   | —                               | —                                 | —              | —                               | —                                 | —              |
| <b>Total .....</b>  | <b>7,178</b>                    | <b>134</b>                        | <b>7,312</b>   | <b>6,308</b>                    | <b>108</b>                        | <b>6,416</b>   |
| <b>British Columbia - Colombie-<br/>Britannique:</b>                      |                                 |                                   |                |                                 |                                   |                |
| Aldergrove .....  | —                               | 11                                | 11             | —                               | —                                 | —              |
| Pacific Highway .....   | —                               | 2                                 | 2              | —                               | 125                               | 125            |
| Vancouver air .....   | 7,441                           | 975                               | 8,416          | 9,057                           | 1,283                             | 10,340         |
| Vancouver sea - Mer .....   | 62                              | 2                                 | 64             | 6                               | —                                 | 6              |
| Other - Autres bureaux ....   | —                               | 561                               | 561            | —                               | 152                               | 152            |
| <b>Total .....</b>  | <b>7,503</b>                    | <b>1,551</b>                      | <b>9,054</b>   | <b>9,063</b>                    | <b>1,560</b>                      | <b>10,623</b>  |
| <b>Grand - Total - Global</b>   | <b>115,763</b>                  | <b>8,283</b>                      | <b>124,046</b> | <b>112,243</b>                  | <b>8,512</b>                      | <b>120,755</b> |

## METHOD OF COLLECTION

The new programme for the collection and processing of international travel statistics introduced in 1972 and outlined briefly below, has led to a more accurate count of the number of travellers entering and leaving Canada.

The direct involvement of all Customs officers across Canada in the collection of data has enabled the publication of statistics in this report. The close co-operation of officials in the Department of National Revenue, Customs and Excise, Manpower and Immigration and toll authorities across Canada is greatly appreciated.

The data in this publication are gathered from three source documents completed at all points of entry to Canada. All travellers who clear customs are recorded by category (i.e. returning residents, non-residents, etc.) the method of entry and country of residence. The documents listed below are sent directly to Statistics Canada for processing.

E62 Entry Tally - To record travellers by land and car ferry at ports of entry on the United States - Canadian border.

This count is normally on a full census basis, however at selected ports sampling techniques linked to total counts at toll points are used. A footnote appears in the port detail tables to identify these points of entry using sampling. The sample is a systematic 25 per cent count by Customs officials of United States and Canadian automobile travellers; samples are weighted monthly by Statistics Canada to total traffic counts available from toll authorities or mechanical counters. All other travellers are counted on a full census basis.

E63 Private Craft and Passenger Arrivals - To record travellers entering Canada by private plane and boat. This form is also used to record travellers on commercial freighters, passenger ferries and excursion cruises.

E64 Referral Card - To record travellers entering Canada in commercial plane and boat including charter and cruise arrivals.

A 100 per cent count of travellers at airports and seaports is undertaken through the use of this card which serves the needs of a number of other government departments, including Customs clearance. The cards, which are completed by Customs officials, contain information on the category of traveller and country of residence.

The presentation of the statistics has been revised to include monthly statistics to date over a two year period. The section on provincial data has been re-organized to show statistics for each province separately.

Due to the expanded size of the report to accommodate these changes, selected detailed tabulations on non-resident travellers by country have been condensed. If this information is required please contact Mr. Mike Valiquette, Chief, International Travel Section, Statistics Canada, Ottawa K1A 0Z8 (613-992-5507).

## MÉTHODE DE COLLECTE

Le nouveau programme de collecte et d'exploitation des statistiques sur les voyages internationaux instauré en 1972 et présenté brièvement ci-dessous permet un dénombrement plus exact des voyageurs qui entrent au Canada et qui en sortent.

La participation directe de tous les douaniers du Canada à la collecte des données a permis la publication des statistiques présentées ici. Nous apprécions grandement l'étroite collaboration des fonctionnaires du ministère du Revenu national, Douanes et accise, des représentants du ministère de la Main-d'oeuvre et de l'Immigration et des responsables des postes de péage dans tout le Canada.

Les renseignements de la présente publication proviennent de trois documents remplis à tous les points d'entrée au Canada. Tous les voyageurs qui passent à la douane sont inscrits par catégorie (c.-à-d. les résidents de retour, les non-résidents, etc.), selon le moyen de transport et le pays de résidence. Les documents décrits ci-après sont envoyés directement à Statistique Canada, où ils sont dépouillés.

E62 Feuille de pointage des arrivés, qui sert au dénombrement des voyageurs par terre et par traversier pour automobiles aux postes frontières États-Unis - Canada.

Il s'agit habituellement d'un dénombrement intégral; toutefois, à certains endroits, on utilise des techniques d'échantillonnage que l'on combine à un dénombrement total effectué aux postes de péage. Un renvoi est donné au bas des tableaux en cause afin d'identifier les points d'entrée qui utilisent l'échantillonnage. L'échantillon représente un dénombrement systématique de 25 % effectué par les douaniers pour les personnes des États-Unis et du Canada qui voyagent en automobile. Statistique Canada pondère chaque mois les échantillons avec le nombre total de voyageurs fourni par les responsables des postes de péage ou établi par compteur automatique. Tous les autres voyageurs font l'objet d'un dénombrement intégral.

E63 Arrivées d'aéronefs et de navires particuliers et de leurs passagers, qui sert au dénombrement des voyageurs arrivant en avion ou en bateau particulier. Cette formule sert aussi au dénombrement des personnes voyageant à bord de cargos, de traversiers et des navires de croisière.

E64 Referral Card, qui sert au dénombrement de voyageurs arrivant au Canada par avion et bateau commercial, y compris par vol nolisé et de croisière.

On procède à un dénombrement intégral des voyageurs aux aéroports et aux ports de mer grâce à cette carte qui répond aux besoins d'un certain nombre d'autres ministères, notamment en ce qui concerne le dédouanement. Les cartes, que remplissent les douaniers, renferment des renseignements sur la catégorie de voyageur et le pays de résidence.

On a modifié la présentation des statistiques de manière à y inclure les données mensuelles depuis deux ans. La partie concernant les données provinciales a été restructurée et donne maintenant les statistiques pour chacune des provinces séparément.

En raison de l'expansion de la publication qu'ont entraîné ces modifications, il a fallu condenser certains tableaux détaillés indiquant les voyageurs non résidents selon le pays. On peut obtenir ces renseignements en s'adressant à M. Mike Valiquette, Chef de la Section des voyages internationaux, Statistique Canada, Ottawa K1A 0Z8 (613-992-5507).



### Definition of Terms

International Traveller. - The term international traveller applies to all persons arriving in Canada who are cleared through Customs and Immigration points of entry. One person may cross into Canada several times on one trip away from home. The method of collection counts each crossing or visit made. The term international traveller is divided into three groups; non-resident traveller, resident traveller and other traveller. If all "same day" travellers are excluded from non-resident and resident categories, the numbers remaining approximate the international definition of "tourist".

Non-resident traveller. - An international traveller resident of a country other than Canada who passes through Canada Customs and is entering Canada for the following reasons:

- Business, commuting to work, seasonal or temporary employment.
- Pleasure, holiday, vacation, health and shopping.
- Visiting friends or relatives.
- Attending a convention, conference or seminar.
- Study, summer resident.
- Travelling in transit who do clear Canada Customs.

Resident Traveller. - An international traveller resident of Canada who has travelled outside of Canada for the same reasons as given above and who is returning to Canada through Canada Customs.

Other Travellers. - A group consisting of the following types of international travellers:

- Immigrants and former residents returning to establish residence.
- Military personnel and dependents.
- Diplomats and dependents.
- Persons engaged in the operation of a transport.

Land. - Automobile, bus and rail traffic as well as "other methods" entering by land and ferry.

Air. - Commercial and charter services and private plane.

Marine. - Commercial and cruise ship, passenger ferries and private or rented boat, and passengers on freighters.

Other Methods. - Pedestrians, bicycle, motor-cycle, etc.

Direct to Canada. - Non-residents entering from countries other than the U.S.A. or Canadian residents returning from countries other than the U.S.A. directly to Canada. It should be noted that statistics are not provided on this basis for travellers leaving Canada.

Via the United States. - Non-residents entering from countries other than the U.S.A. or Canadian residents returning to Canada from countries other than the U.S.A. through or by way of the United States. The length of stay in the U.S. has no bearing on the classification; a person could be in transit through the U.S. or could have stayed several days. Examples: a non-resident entering direct to Canada who visits the United States during his trip would be counted twice; direct on his first entry and via the U.S. on his second entry. A returning resident vacationing in the Southern United States who travels to the Caribbean would be counted as returning via the United States.

Countries Other than the United States. - In the case of non-residents, this designation includes all countries other than Continental United States, Alaska and Hawaii. In the case of Canadian resident travellers, this designation includes Hawaii and all countries other than Continental United States and Alaska.

### Définitions des termes

Voyageur international. - Les voyageurs internationaux sont toutes les personnes qui arrivent au Canada par un point d'entrée des Douanes ou de l'Immigration. Au cours d'un même voyage, il se peut qu'une personne entre au Canada plusieurs fois. La méthode de collecte prend en compte chaque passage à la frontière ou chaque visite effectuée. Les voyageurs internationaux se divisent en trois groupes: voyageurs non résidents, voyageurs résidents et les autres voyageurs. Si tous les voyageurs "pour la journée" sont exclus des catégories "voyageurs non résidents" et "voyageurs résidents", les autres répondent à peu près à la définition internationale de "touriste".

Voyageur non résident. - Voyageur international, résident d'un pays autre que le Canada, qui passe par les Douanes canadiennes et qui entre au Canada pour une des raisons suivantes:

- Affaires, migration quotidienne, emploi saisonnier ou temporaire;
- Voyage d'agrément, congé, vacances, voyage pour motifs de santé ou emplettes.
- Visite à des amis ou des parents.
- Représentation à un congrès, une conférence ou un colloque.
- Études, résidence d'été.
- Voyage en transit en passant par les Douanes canadiennes.

Voyageur résident. - Voyageur international, résident du Canada, qui a voyagé à l'extérieur du Canada pour les mêmes raisons qu'ici-dessus et qui revient au pays en passant par les Douanes canadiennes.

Autres voyageurs. - Groupe constitué des genres suivants de voyageurs internationaux:

- Les immigrants et les anciens résidents revenant fixer leur demeure;
- Les militaires et les personnes à leur charge.
- Les diplomates et les personnes à leur charge.
- Les personnes travaillant dans les transports.

Par terre. - En automobile, en autocar, par chemin de fer de même que par les "autres moyens de transport" (arrivée par terre et par traversier).

Par air. - Services commerciaux, vols nolisés et avions particuliers.

Par eau. - Bateaux commerciaux et de croisière, traversiers pour voyageurs, bateaux particuliers ou loués et cargos.

Autres moyens. - À pied, à bicyclette, en motocyclette, etc.

Directement au Canada. - Non-résidents arrivant de pays autres que les États-Unis ou résidents du Canada revenant de pays autres que les États-Unis et arrivant directement au Canada. À remarquer qu'il n'y a pas de statistiques correspondantes pour les voyageurs qui sortent du Canada.

Via les États-Unis. - Non-résidents arrivant de pays autres que les États-Unis ou résidents du Canada revenant au Canada en provenance de pays autres que les États-Unis mais en passant par les États-Unis. La durée du séjour aux États-Unis n'a aucune importance: il peut s'agir d'un simple passage aux États-Unis ou d'un séjour de plusieurs jours. Exemples: un non-résident entrant directement au Canada et qui visite les États-Unis au cours de son voyage serait dénombré deux fois: comme entré directement lors de sa première entrée et comme entré via les États-Unis lors de la seconde. Un résident revenant au pays après avoir visité le sud des États-Unis et s'être rendu dans les Caraïbes serait dénombré comme un résident revenant via les États-Unis.

Pays autres que les États-Unis. - Pour les non-résidents, cette catégorie comprend tous les pays autres que les États-Unis (partie continentale), l'Alaska et Hawaii. Pour les voyageurs résidents du Canada, cette catégorie comprend Hawaii et tous les pays autres que les États-Unis (partie continentale) et l'Alaska.



PUBLICATIONS SUR LES VOYAGES INTERNATIONAUX

Numéro au  
catalogue

Titre

- 66-001 Voyages entre le Canada et les autres pays, M. Bil.
- 66-002 Voyager Internationaux – Renseignements Préliminaires, M. Bil.
- 66-201 Voyages entre le Canada et les autres pays, A. Bil.

M. – Mensuel

A. – Annuel

Bil. – Bilingue

Outre les publications énumérées ci-dessus, Statistique Canada publie une vaste gamme de bulletins statistiques sur les affaires économiques et sociales du Canada. On peut se procurer, sur simple demande, un catalogue complet de toutes les publications courantes en s'adressant à Statistique Canada, Ottawa, K1A 0T6.



1010495041

PUBLICATIONS AVAILABLE ON INTERNATIONAL TRAVEL

| Catalogue<br>number | Title  |
|---------------------|--|
| 66-001              | Travel Between Canada and Other Countries, M. Bil.   |
| 66-002              | International Travel - Advanced Information, M. Bil. |
| 66-201              | Travel Between Canada and Other Countries, A. Bil.   |

M. - Monthly

A. - Annual

Bil. - Bilingual

In addition to the selected publications listed above, Statistics Canada publishes a wide range of statistical reports on Canadian economic and social affairs. A comprehensive catalogue of all current publications is available free on request from Statistics Canada, Ottawa, K1A 0T6.