



Travel between Canada and other countries

SEPTEMBER 1974

Voyages entre le Canada et les autres pays

SEPTEMBRE 1974



TRAVEL BETWEEN CANADA AND OTHER COUNTRIES

VOYAGES ENTRE LE CANADA ET LES AUTRES PAYS

SEPTEMBER - 1974 - SEPTEMBRE

Published by Authority of
The Minister of Industry, Trade and Commerce

Publication autorisée par
le ministre de l'Industrie et du Commerce

December - 1974 - Décembre
3-1401-502

Price—Prix: 55 cents
\$5.50 a year—par année

Vol. 30—No. 9

Statistics Canada should be credited when republishing all or any part of this document
Reproduction autorisée sous réserve d'indication de la source: Statistique Canada

Information Canada
Ottawa

TABLE OF CONTENTS

| | |
|--------------------------------------|------|
| | Page |
| Review of International Travel | 5 |
| Method of Collection | 166 |
| Definition of Terms | 167 |

Chart

| | |
|--|---|
| 1. United States Resident Travellers Entering Canada and Remaining One or More Nights, 1973 and 1974 | 8 |
| 2. Non-resident Travellers from Countries Other than the United States Entering Canada, 1973 and 1974 | 8 |
| 3. Canadian Resident Travellers, Remaining One or More Nights, Re-entering from the United States, 1973 and 1974 | 9 |
| 4. Canadian Resident Travellers Re-entering from Countries Other than the United States, 1973 and 1974 | 9 |

Section 1. Canada Totals

Table

| | |
|---|----|
| 1. Receipts and Payments on Travel Account | 12 |
| 2. Summary - Number of International Travellers Entering or Returning to Canada | 14 |
| 3A. Non-resident Travellers Entering Canada by Type of Transportation | 16 |
| 3B. Non-resident Travellers Entering Canada by Country of Residence | 18 |
| 3C. Resident Travellers Returning to Canada by Type of Transportation | 22 |
| 3D. Number of Vehicles Travelling Between Canada and the United States | 24 |

Section 2. Provincial Detail

(See Tables 3A-3D for Canada Totals)

| | |
|-------------------------------------|-----|
| 4A - 4D. Newfoundland | 28 |
| 5A - 5D. Prince Edward Island | 38 |
| 6A - 6D. Nova Scotia | 48 |
| 7A - 7D. New Brunswick | 58 |
| 8A - 8D. Québec | 68 |
| 9A - 9D. Ontario | 78 |
| 10A - 10D. Manitoba | 88 |
| 11A - 11D. Saskatchewan | 98 |
| 12A - 12D. Alberta | 108 |
| 13A - 13D. British Columbia | 118 |
| 14A - 14D. Yukon | 128 |

TABLE DES MATIÈRES

| | |
|--|------|
| | Page |
| Revue des voyages internationaux | 5 |
| Méthode de collecte | 166 |
| Définition des termes | 167 |

Graphique

| | |
|--|---|
| 1. Résidents des États-Unis entrant au Canada et séjournant une nuit ou plus, 1973 et 1974 .. | 8 |
| 2. Voyageurs non-résidents en provenance de pays autres que les États-Unis entrant au Canada, 1973 et 1974 | 8 |
| 3. Résidents canadiens revenant des États-Unis après un séjour d'une nuit ou plus, 1973 et 1974 | 9 |
| 4. Résidents canadiens revenant de pays autres que les États-Unis, 1973 et 1974 | 9 |

Section 1. Totaux pour le Canada

Tableau

| | |
|---|----|
| 1. Recettes et paiements au compte des voyages | 12 |
| 2. Sommaire - Nombre de voyageurs internationaux entrant ou revenant au Canada .. | 14 |
| 3A. Voyageurs non résidents entrant au Canada, selon le moyen de transport | 16 |
| 3B. Voyageurs non résidents entrant au Canada, selon le pays de résidence | 18 |
| 3C. Voyageurs résidents revenant au Canada, selon le moyen de transport | 22 |
| 3D. Nombre de véhicules voyageant entre le Canada et les États-Unis | 24 |

Section 2. Détails par province

(Les totaux du Canada figurent aux Tableaux 3A-3D)

| | |
|---------------------------------------|-----|
| 4A - 4D. Terre-Neuve | 28 |
| 5A - 5D. Île-du-Prince-Édouard | 38 |
| 6A - 6D. Nouvelle-Écosse | 48 |
| 7A - 7D. Nouveau-Brunswick | 58 |
| 8A - 8D. Québec | 68 |
| 9A - 9D. Ontario | 78 |
| 10A - 10D. Manitoba | 88 |
| 11A - 11D. Saskatchewan | 98 |
| 12A - 12D. Alberta | 108 |
| 13A - 13D. Colombie-Britannique | 118 |
| 14A - 14D. Yukon | 128 |

TABLE OF CONTENTS – Concluded

| Section 3. Port of Entry Detail | |
|---|------|
| Table | Page |
| 15. Number of Vehicles Travelling between Canada and the United States by Port of Entry | 140 |
| 16. Number of Travellers Between Canada and Other Countries Classified by Type of Transportation and Port of Entry . . | 146 |
| 17. Residents of Countries Other than the United States Entering Canada by Country of Residence and Port of Entry . . . | 160 |
| 18. Residents of Canada Returning from Countries Other than the United States by Port of Re-entry | 164 |

TABLE DES MATIÈRES – fin

| Section 3. Bureau d'entrée | |
|--|------|
| Tableau | Page |
| 15. Nombre de véhicules voyageant entre le Canada et les États-Unis, par bureau d'entrée | 140 |
| 16. Nombre de voyageurs entre le Canada et les autres pays, par bureau d'entrée et moyen de transport | 146 |
| 17. Résidents de pays autres que les États-Unis, entrant au Canada, par pays de résidence et bureau d'entrée | 160 |
| 18. Résidents du Canada revenant de pays autres que les États-Unis, par bureau de rentrée | 164 |

SYMBOLS

The following standard symbols are used in Statistics Canada publications:

- . . figures not available.
- . . . figures not appropriate or not applicable.
- nil or zero.
- amount too small to be expressed.
- P preliminary figures.
- r revised figures.
- x confidential to meet secrecy requirements of the Statistics Act.

SIGNES CONVENTIONNELS

Les signes conventionnels suivants sont employés uniformément dans les publications de Statistique Canada:

- . . nombres indisponibles.
- . . . n'ayant pas lieu de figurer.
- néant ou zéro.
- nombres infimes.
- P nombres provisoires.
- r nombres rectifiés.
- x confidentiel en vertu des dispositions de la Loi sur la statistique relatives au secret.

Expenditures - Nine Months of 1974

Preliminary estimates for the January to September 1974 period show that Canada earned \$1,394 million from international travel compared with \$1,221 million last year. Canadian spending in the nine month period totalled \$1,621 million, up from \$1,421 million recorded a year earlier. The above receipt figure includes fares paid to Canadian carriers by foreign travellers to Canada while the payment figure includes fares paid to foreign carriers by Canadian travellers abroad. The larger growth in payments on a year-to-year basis increased the deficit on travel account to \$227 million from \$200 million.

During the nine month period ending in September 1974, 30.4 million non-resident travellers entered Canada, 5.4% less than last year. Canadian residents returning from other countries numbered 24.9 million in the same nine month period, a decrease of 3.3% compared with 1973.

Receipts and payments in the first nine months of the year were both 14% above the comparable period last year and mask the drop in numbers of travellers. The expenditure figures clearly reflect the effect of higher prices both here and abroad on average spending per traveller.

Numbers - September and Nine Months of 1974

A total of 6.3 million international travellers crossed into Canada in September 1974. This aggregate represents 3.2 million non-resident travellers, 2.8 million Canadian residents and 0.3 million "other travellers" which include immigrants, military personnel, crews, etc.

The number of United States residents entering Canada in September declined 13.8% to a total of 3.1 million travellers. This decrease in part is attributed to the date of Labour Day weekend; in 1974 travellers entering on the Saturday would have been counted in August figures, whereas in 1973 they would appear in the September total. The total for the two months, August and September, was 9.6 million United States travellers, a 5.6% decrease over the two month period in 1973. The change for the combined two month period is more in line with the overall decrease of 6% for the January to September period of 1974.

The most important tourist group, which included U.S. residents entering by automobile and bus who stayed one or more nights and arrivals by commercial plane, numbered 10.7 million during the nine month period of 1974, a decrease of only half of one per cent.

The number of travellers resident of countries other than the United States continued to increase in September 1974 (16 per cent), following gains of 13% in August and 6% in July. These travellers numbered 144,000 in September and 1,007,000 over the nine month period.

Canadian residents returning from trips to the United States totalled 2.7 million in September 1974, one per cent lower than last year. Re-entries by automobile declined by a little over the 1% while numbers returning by plane and bus increased by 12 and 3% respectively. Over the nine month period, 23.7

Dépenses - Neuf premiers mois de 1974

Les estimations préliminaires pour la période allant de Janvier à septembre 1974 indiquent que le Canada a retiré \$1,394 millions des voyages internationaux, alors qu'il en avait retiré \$1,221 millions l'année dernière. Au cours de la période observée, les dépenses du Canada se sont élevées à \$1,621 millions, ce qui constitue une hausse par rapport aux dépenses de l'année précédente (\$1,421 millions). Le chiffre des recettes comprend les frais de voyage versés à des transporteurs canadiens par des voyageurs étrangers voyageant au Canada, alors que le chiffre des dépenses comprend les frais de voyage versés à des transporteurs étrangers par des voyageurs canadiens voyageant à l'étranger. L'accroissement des dépenses par rapport à l'année précédente a fait augmenter le déficit du compte des voyages, le faisant passer de \$200 millions à \$227 millions.

Au cours de la période de neuf mois se terminant en septembre 1974, 30.4 millions de voyageurs non résidents sont entrés au Canada, soit 5.4 % de moins que l'année dernière. Le nombre de résidents canadiens revenant au pays s'est élevé à 24.9 millions au cours de cette période, soit une baisse de 3.3 % par rapport à 1973.

Les recettes et dépenses au cours des neuf premiers mois de l'année ont été toutes deux supérieures de 14 % à celles de la période correspondante de l'année dernière, et elles camouflent la diminution du nombre de voyageurs. Les chiffres des dépenses traduisent clairement les effets de la hausse des prix, tant au Canada qu'à l'étranger, pour ce qui est de la dépense moyenne par voyageur.

Chiffres - septembre et neuf premiers mois de 1974

Au total, 6.3 millions de voyageurs internationaux sont entrés au Canada en septembre 1974. Ce chiffre global représente 3.2 millions de voyageurs non résidents, 2.8 millions de résidents canadiens et 0.3 million d'"autres voyageurs" (immigrants, militaires, équipages, etc.).

Le nombre de résidents des Etats-Unis entrant au Canada en septembre a baissé de 13.8 % pour se chiffrer à 3.1 millions de voyageurs. Cette baisse est attribuable en partie à la date de la fin de semaine de la Fête du travail; en 1974, les voyageurs entrant le samedi ont été comptés au nombre des voyageurs du mois d'août, alors qu'en 1973, ils faisaient partie des voyageurs de septembre. Pour les deux mois, août et septembre, le nombre total de voyageurs des Etats-Unis s'est chiffré à 9.6 millions, soit une baisse de 5.6 % par rapport à la période correspondante de 1973. Pour ces deux mois réunis, la variation correspond mieux à la baisse d'ensemble (6 %) enregistrée pour la période de janvier à septembre 1974.

Le nombre de voyageurs faisant partie du groupe de touristes le plus important (les résidents des Etats-Unis entrant au Canada en automobile ou en autobus pour y passer une nuit ou plus ainsi que les arrivées par lignes aériennes commerciales) s'est chiffré à 10.7 millions au cours de la période des neuf premiers mois de 1974, soit une baisse d'un demi pour cent seulement.

Le nombre de voyageurs résidant dans des pays autres que les Etats-Unis a continué d'augmenter en septembre 1974 (16 %), après des avances de 13 % en août et de 6 % en juillet. Le nombre de ces voyageurs s'est élevé à 144,000 en septembre et à 1,007,000 pour la période des neuf premiers mois.

Le nombre de résidents canadiens revenant des Etats-Unis s'est élevé à 2.7 millions en septembre 1974, soit une baisse de 1 % par rapport à l'année dernière. Les rentrées en automobile ont baissé d'un peu plus de 1 %, tandis qu'on a enregistré une augmentation du nombre de résidents canadiens rentrant par avion (12 %) et par autobus (3 %). Au cours de

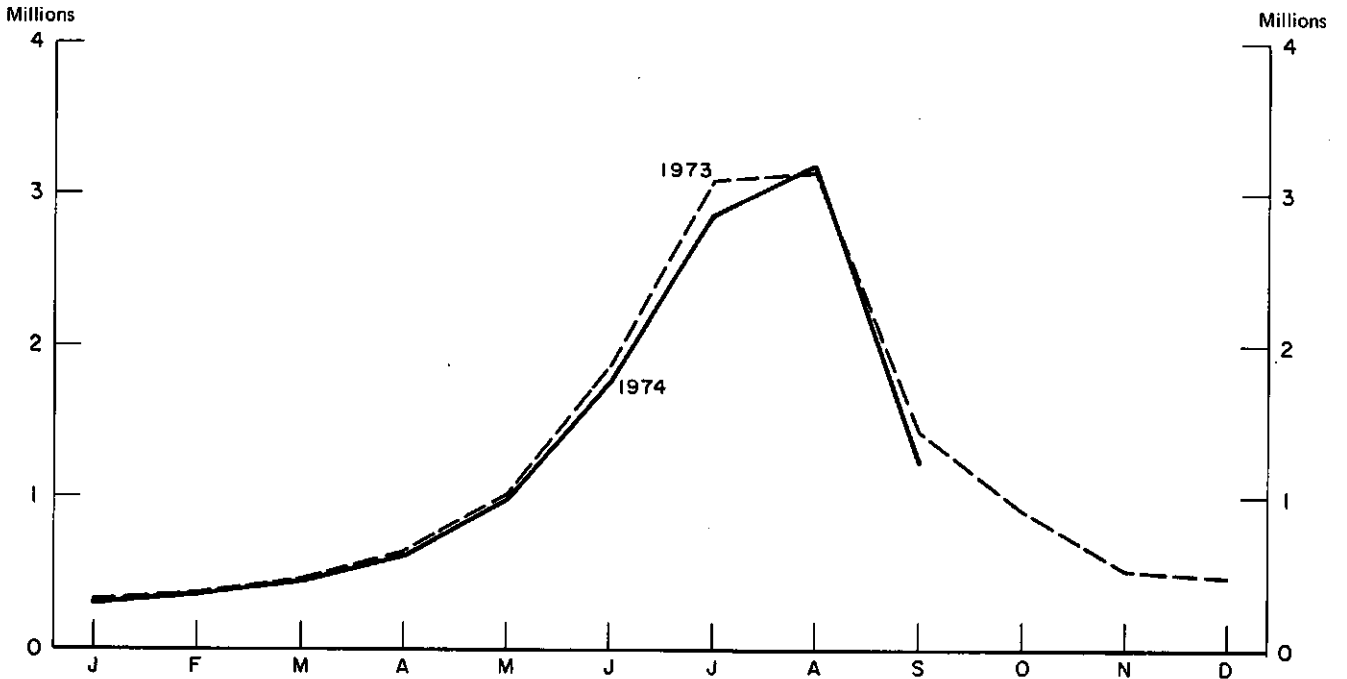
million residents re-entered from trips to the United States, 3.7% lower than the same period of 1973.

Residents returning from countries other than the United States numbered 138,000 in September, a decrease of 2.5% in comparison with last year. The decline in this traffic in August was 1.4% and in July 2.7%. A total of 1,196,000 Canadians have returned from trips to countries other than the United States in the nine month period ending in September, a 5.9% increase. The sharp rate of increase in numbers in the earlier months of the year is gradually being offset by decreases in the most current months.

la période de neuf mois, 23.7 millions de résidents canadiens sont rentrés de voyages aux Etats-Unis, soit une baisse de 3.7 % par rapport à la période correspondante de 1973.

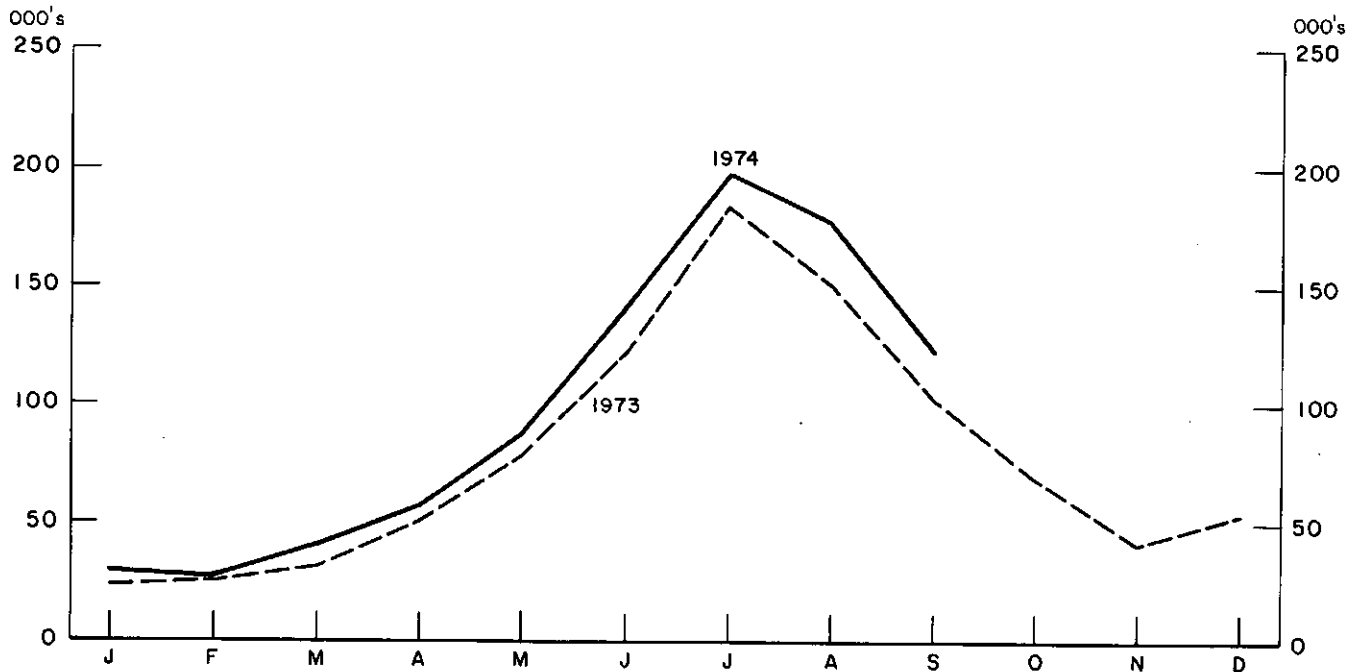
Le nombre de résidents revenant de pays autres que les Etats-Unis s'est chiffré à 138,000 en septembre, soit une baisse de 2.5 % par rapport à l'année dernière. Pour la même catégorie de voyageurs, la baisse avait été de 1.4 % en août et de 2.7 % en juillet. Pour la période de neuf mois se terminant en septembre, le nombre total de résidents canadiens revenant de pays autres que les Etats-Unis s'est élevé à 1,196,000, soit une hausse de 5.9 %. Le taux marqué d'augmentation des premiers mois de l'année s'est vu progressivement compensé par les baisses des mois plus récents.

United States Resident Travellers Entering Canada and Remaining One or More Nights⁽¹⁾, 1973 and 1974
Résidents des États-Unis entrant au Canada et séjournant une nuit ou plus⁽¹⁾, 1973 et 1974



(1) Excludes same day automobile, bus and other travellers.
 Sans les automobiles, les autocars et autres voyageurs du même jour.

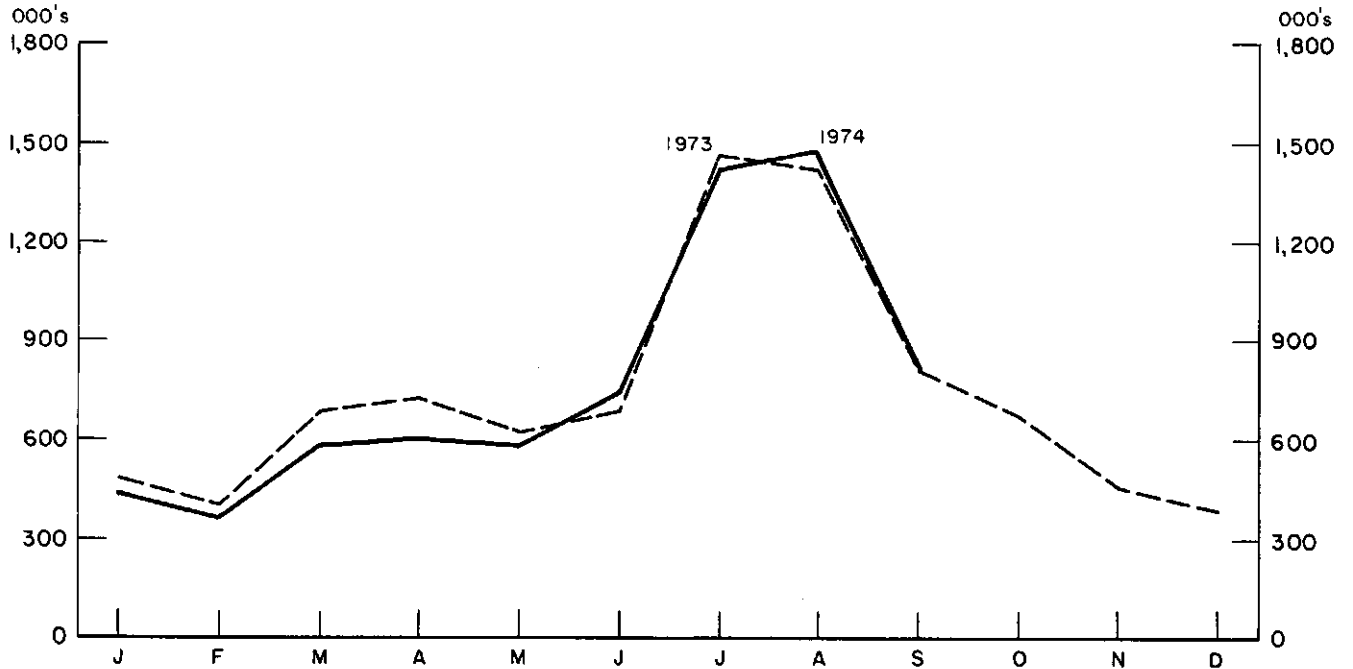
Non-Resident Travellers⁽¹⁾ from Countries Other than the United States Entering Canada, 1973 and 1974
Voyageurs⁽¹⁾ non résidents en provenance de pays autres que les États-Unis entrant au Canada, 1973 et 1974



(1) Excludes same day land, via the United States.
 Sans les voyages du même jour par moyens terrestres, via les États-Unis

Canadian Resident Travellers, Remaining One or More Nights, (1) Re-entering from the United States 1973 and 1974

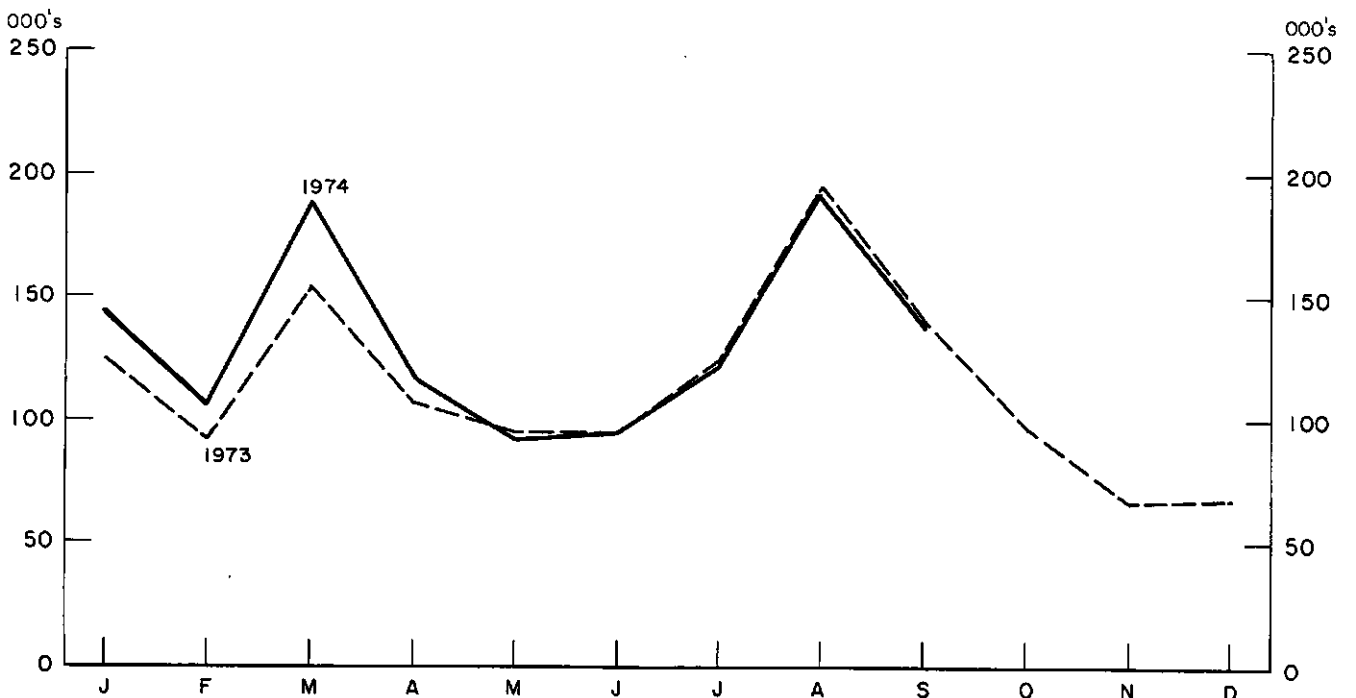
Résidents canadiens revenant des États-Unis après un séjour d'une nuit ou plus(1), 1973 et 1974



(1) Excludes same day automobile, bus and other travellers.
Sans les automobiles, les autocars et autres voyageurs du même jour.

Canadian Resident Travellers Re-entering from Countries Other than the United States, 1973 and 1974

Résidents canadiens revenant de pays autres que les États-Unis, 1973 et 1974



SECTION 1

CANADA TOTALS

TOTAUX POUR LE CANADA

TABLE 1. Receipts and Payments on Travel Account, 1967-1974

| No. | | 1967 | | | | | 1968 | | | | |
|-----|-----------------------|---------------------|-------|-------|------|-------|-------|------|-------|------|-------|
| | | I | II | III | IV | Year | I | II | III | IV | Year |
| | | millions of dollars | | | | | | | | | |
| | <u>Receipts</u> | | | | | | | | | | |
| 1 | United States | 71 | 301 | 647 | 145 | 1,164 | 69 | 203 | 485 | 109 | 866 |
| 2 | Other countries | 11 | 46 | 76 | 21 | 154 | 9 | 24 | 38 | 16 | 87 |
| 3 | Total | 82 | 347 | 723 | 166 | 1,318 | 78 | 227 | 523 | 125 | 953 |
| | <u>Payments</u> | | | | | | | | | | |
| 4 | United States | 141 | 181 | 200 | 105 | 627 | 159 | 177 | 233 | 115 | 684 |
| 5 | Other countries | 55 | 65 | 98 | 50 | 268 | 52 | 65 | 127 | 54 | 298 |
| 6 | Total | 196 | 246 | 298 | 155 | 895 | 211 | 242 | 360 | 169 | 982 |
| | <u>Balance</u> | | | | | | | | | | |
| 7 | United States | - 70 | + 120 | + 447 | + 40 | + 537 | - 90 | + 26 | + 252 | - 6 | + 182 |
| 8 | Other countries | - 44 | - 19 | - 22 | - 29 | - 114 | - 43 | - 41 | - 89 | - 38 | - 211 |
| 9 | Total | - 114 | + 101 | + 425 | + 11 | + 423 | - 133 | - 15 | + 163 | - 44 | - 29 |
| | | 1971 | | | | | 1972 | | | | |
| | | millions of dollars | | | | | | | | | |
| | <u>Receipts</u> | | | | | | | | | | |
| 1 | United States | 103 | 253 | 576 | 160 | 1,092 | 87 | 241 | 543 | 152 | 1,023 |
| 2 | Other countries | 15 | 44 | 68 | 27 | 154 | 18 | 57 | 88 | 44 | 207 |
| 3 | Total | 118 | 297 | 644 | 187 | 1,246 | 105 | 298 | 631 | 196 | 1,230 |
| | <u>Payments</u> | | | | | | | | | | |
| 4 | United States | 216 | 234 | 291 | 157 | 898 | 229 | 235 | 300 | 155 | 919 |
| 5 | Other countries | 95 | 127 | 228 | 100 | 550 | 104 | 131 | 209 | 101 | 545 |
| 6 | Total | 311 | 361 | 519 | 257 | 1,448 | 333 | 366 | 509 | 256 | 1,464 |
| | <u>Balance</u> | | | | | | | | | | |
| 7 | United States | - 113 | + 19 | + 285 | + 3 | + 194 | - 142 | + 6 | + 243 | - 3 | + 104 |
| 8 | Other countries | - 80 | - 83 | - 160 | - 73 | - 396 | - 86 | - 74 | - 121 | - 57 | - 338 |
| 9 | Total | - 193 | - 64 | + 125 | - 70 | - 202 | - 228 | - 68 | + 122 | - 60 | - 234 |

(1) Subject to revision.

Note: Figures include international passenger fares.

TABLEAU 1. Recettes et dépenses au compte des voyages, 1967-1974

| 1969 | | | | | 1970 | | | | | N° | |
|---------------------|------|-------|------|-------|---------|------|-------|------|-------|-------------------|---|
| I | II | III | IV | Année | I | II | III | IV | Année | | |
| millions de dollars | | | | | | | | | | | |
| | | | | | | | | | | <u>Recettes</u> | |
| 72 | 217 | 510 | 135 | 934 | 91 | 249 | 552 | 162 | 1,054 | États-Unis | 1 |
| 12 | 30 | 51 | 20 | 113 | 17 | 45 | 65 | 25 | 152 | Autres pays | 2 |
| 84 | 247 | 561 | 155 | 1,047 | 108 | 294 | 617 | 187 | 1,206 | Total | 3 |
| | | | | | | | | | | <u>Dépenses</u> | |
| 205 | 243 | 290 | 124 | 862 | 214 | 247 | 295 | 142 | 898 | États-Unis | 4 |
| 61 | 94 | 163 | 81 | 399 | 96 | 132 | 220 | 76 | 524 | Autres pays | 5 |
| 266 | 337 | 453 | 205 | 1,261 | 310 | 379 | 515 | 218 | 1,422 | Total | 6 |
| | | | | | | | | | | <u>Solde</u> | |
| - 133 | - 26 | + 220 | + 11 | + 72 | - 123 | + 2 | + 257 | + 20 | + 156 | États-Unis | 7 |
| - 49 | - 64 | - 112 | - 61 | - 286 | - 79 | - 87 | - 155 | - 51 | - 372 | Autres pays | 8 |
| - 182 | - 90 | + 108 | - 50 | - 214 | - 202 | - 85 | + 102 | - 31 | - 216 | Total | 9 |
| 1973(1) | | | | | 1974(1) | | | | | | |
| millions de dollars | | | | | | | | | | | |
| | | | | | | | | | | <u>Recettes</u> | |
| 102 | 280 | 605 | 173 | 1,160 | 126 | 338 | 646 | | | États-Unis | 1 |
| 29 | 79 | 126 | 52 | 286 | 34 | 95 | 155 | | | Autres pays | 2 |
| 131 | 359 | 731 | 225 | 1,446 | 160 | 433 | 801 | | | Total | 3 |
| | | | | | | | | | | <u>Dépenses</u> | |
| 291 | 274 | 321 | 187 | 1,073 | 328 | 297 | 365 | | | États-Unis | 4 |
| 150 | 153 | 232 | 134 | 669 | 194 | 176 | 261 | | | Autres pays | 5 |
| 441 | 427 | 553 | 321 | 1,742 | 522 | 473 | 626 | | | Total | 6 |
| | | | | | | | | | | <u>Solde</u> | |
| - 189 | + 6 | + 284 | - 14 | + 87 | - 202 | + 41 | + 281 | | | États-Unis | 7 |
| - 121 | - 74 | - 106 | - 82 | - 383 | - 160 | - 81 | - 106 | | | Autres pays | 8 |
| - 310 | - 68 | + 178 | - 96 | - 296 | - 362 | - 40 | + 175 | | | Total | 9 |

(1) Chiffres sujets à rectification.

Nota: Ces chiffres comprennent le prix du transport des voyageurs internationaux.

TABLE 2. SUMMARY - Number of International Travellers Entering or Returning to Canada

| No. | Traveller category | J | F | M | A | M | J | Six months Six mois |
|--------------------------------|--------------------------------------|-----------|-----------|-----------|-----------|-----------|-----------|------------------------|
| <u>Non-resident travellers</u> | | | | | | | | |
| 1 | United States | 1,481,597 | 1,469,114 | 1,822,610 | 2,279,916 | 2,946,503 | 4,308,219 | 14,307,959 |
| 2 | 1974 | 1,395,593 | 1,449,191 | 1,728,545 | 2,117,878 | 2,850,105 | 4,078,068 | 13,619,380 |
| 3 | Countries other than the U.S.A. | 27,273 | 27,818 | 36,960 | 64,600 | 91,698 | 140,282 | 388,631 |
| 4 | 1974 | 33,233 | 30,070 | 45,339 | 68,636 | 101,613 | 158,022 | 436,913 |
| 5 | Entering direct | 13,309 | 15,887 | 19,412 | 29,372 | 47,747 | 87,535 | 213,262 |
| 6 | 1974 | 16,062 | 15,739 | 24,286 | 28,674 | 54,343 | 95,805 | 234,909 |
| 7 | Entering via the U.S.A. | 13,964 | 11,931 | 17,548 | 35,228 | 43,951 | 52,747 | 175,369 |
| 8 | 1974 | 17,171 | 14,331 | 21,053 | 39,962 | 47,270 | 62,217 | 202,004 |
| 9 | Total non-residents | 1,508,870 | 1,496,932 | 1,859,570 | 2,344,516 | 3,038,201 | 4,448,501 | 14,696,590 |
| 10 | 1974 | 1,428,826 | 1,479,261 | 1,773,884 | 2,186,514 | 2,951,718 | 4,236,090 | 14,056,293 |
| <u>Residents of Canada</u> | | | | | | | | |
| 11 | United States | 1,889,309 | 1,755,008 | 2,330,862 | 2,584,222 | 2,592,834 | 2,806,323 | 13,958,558 |
| 12 | 1974 | 1,725,477 | 1,604,850 | 2,128,249 | 2,313,249 | 2,420,252 | 2,917,734 | 13,109,811 |
| 13 | Countries other than the U.S.A. | 123,912 | 92,374 | 154,512 | 106,615 | 95,310 | 95,070 | 667,793 |
| 14 | 1974 | 144,350 | 107,090 | 189,838 | 116,121 | 91,412 | 95,253 | 744,064 |
| 15 | Returning direct | 109,819 | 80,974 | 136,062 | 95,804 | 87,258 | 87,761 | 597,678 |
| 16 | 1974 | 122,301 | 90,036 | 160,979 | 90,465 | 81,904 | 86,723 | 632,408 |
| 17 | Returning via the U.S.A. | 14,093 | 11,400 | 18,450 | 10,811 | 8,052 | 7,309 | 70,115 |
| 18 | 1974 | 22,049 | 17,054 | 28,859 | 25,656 | 9,508 | 8,530 | 111,656 |
| 19 | Total residents | 2,013,221 | 1,847,382 | 2,485,374 | 2,690,837 | 2,688,144 | 2,901,393 | 14,626,351 |
| 20 | 1974 | 1,869,827 | 1,711,940 | 2,318,087 | 2,429,370 | 2,511,664 | 3,012,987 | 13,853,875 |
| <u>Other travellers</u> | | | | | | | | |
| 21 | 1973 | 245,544 | 242,243 | 278,056 | 268,452 | 308,692 | 316,620 | 1,659,607 |
| 22 | 1974 | 271,964 | 257,579 | 296,138 | 280,396 | 301,718 | 312,699 | 1,720,494 |
| <u>Grand total</u> | | | | | | | | |
| 23 | 1973 | 3,767,635 | 3,586,557 | 4,623,000 | 5,303,805 | 6,035,037 | 7,666,514 | 30,982,548 |
| 24 | 1974 | 3,570,617 | 3,448,780 | 4,388,109 | 4,896,280 | 5,765,100 | 7,561,776 | 29,630,662 |

TABEAU 2. SOMMAIRE - Nombre de voyageurs internationaux entrant ou revenant au Canada

| J | A | S | O | N | D | Year — Année | Catégorie de voyageurs | N° |
|--------------------------------|--------------------------|------------------------|-----------|-----------|-----------|--------------------|---|----------|
| <u>Voyageurs non résidents</u> | | | | | | | | |
| 6,684,699 6,096,206 | 6,645,422 6,563,820 | 3,557,333 3,068,105 | 2,498,277 | 1,813,082 | 1,677,530 | 37,184,302 | 1973 États-Unis 1974 | 1 2 |
| 212,089 224,225 | 179,051 202,349 | 123,748 143,677 | 90,865 | 52,608 | 57,852 | 1,104,844 | 1973 Pays autres que les États-Unis 1974 | 3 4 |
| 124,510 133,973 | 83,882 98,233 | 57,403 70,644 | 35,206 | 21,241 | 37,228 | 572,732 | 1973 Entrée directe 1974 | 5 6 |
| 87,579 90,252 | 95,169 104,116 | 66,345 73,033 | 55,659 | 31,367 | 20,624 | 532,112 | 1973 Entrée via les États-Unis 1974 | 7 8 |
| 6,896,788 6,320,431 | 6,824,473 6,766,169 | 3,681,081 3,211,782 | 2,589,142 | 1,865,690 | 1,735,382 | 38,289,146 | 1973 Total, non-résidents 1974 | 9 10 |
| <u>Résidents du Canada</u> | | | | | | | | |
| 4,080,825 3,894,551 | 3,846,182 3,979,830 | 2,710,293 2,691,169 | 2,437,065 | 1,918,409 | 1,804,479 | 30,755,811 | 1973 États-Unis 1974 | 11 12 |
| 124,046 120,755 | 195,267 192,630 | 141,699 138,166 | 96,970 | 66,450 | 68,022 | 1,360,247 | 1973 Pays autres que les États-Unis 1974 | 13 14 |
| 115,763 112,243 | 180,352 177,623 | 127,162 128,098 | 88,031 | 56,435 | 59,213 | 1,224,634 | 1973 Rentrée directe 1974 | 15 16 |
| 8,283 8,512 | 14,915 15,007 | 14,537 10,068 | 8,939 | 10,015 | 8,809 | 135,613 | 1973 Rentrée via les États-Unis 1974 | 17 18 |
| 4,204,871 4,015,306 | 4,041,449 4,172,460 | 2,851,992 2,829,335 | 2,534,035 | 1,984,859 | 1,872,501 | 32,116,058 | 1973 Total, résidents 1974 | 19 20 |
| <u>Autres voyageurs</u> | | | | | | | | |
| 311,333 313,809 | 331,582 315,559 | 295,865 288,774 | 321,155 | 300,433 | 259,288 | 3,479,263 | 1973 1974 | 21 22 |
| <u>Total global</u> | | | | | | | | |
| 11,412,992 10,649,546 | 11,197,504 11,254,188 | 6,828,938 6,329,891 | 5,444,332 | 4,150,982 | 3,867,171 | 73,884,467 | 1973 1974 | 23 24 |

TABLE 3A. Non-resident Travellers Entering Canada by Type of Transportation

| No. | Type of transportation | | J | F | M | A | M | J | Six months - Six mois |
|---|------------------------------|------|-----------|-----------|-----------|-----------|-----------|-----------|-----------------------------|
| Residents of the United States | | | | | | | | | |
| <u>Land</u> | | | | | | | | | |
| 1 | Automobile | 1973 | 1,341,516 | 1,321,041 | 1,639,374 | 2,043,408 | 2,554,099 | 3,713,476 | 12,612,914 |
| 2 | | 1974 | 1,241,186 | 1,277,351 | 1,523,928 | 1,869,344 | 2,419,899 | 3,411,996 | 11,743,704 |
| 3 | Same day | 1973 | 1,119,582 | 1,057,977 | 1,279,350 | 1,554,502 | 1,733,021 | 2,268,429 | 9,012,861 |
| 4 | | 1974 | 1,036,504 | 1,034,026 | 1,220,373 | 1,428,788 | 1,703,173 | 2,099,888 | 8,522,752 |
| 5 | One night | 1973 | 64,246 | 67,797 | 92,682 | 111,737 | 141,277 | 247,939 | 725,678 |
| 6 | | 1974 | 52,877 | 54,646 | 72,881 | 95,864 | 137,516 | 224,514 | 638,298 |
| 7 | Two or more nights | 1973 | 157,688 | 195,267 | 267,342 | 377,169 | 679,801 | 1,197,108 | 2,874,375 |
| 8 | | 1974 | 151,805 | 188,679 | 230,674 | 344,692 | 579,210 | 1,087,594 | 2,582,654 |
| 9 | Bus | 1973 | 49,678 | 59,004 | 73,452 | 100,728 | 183,635 | 190,399 | 656,896 |
| 10 | | 1974 | 53,901 | 68,140 | 74,591 | 108,193 | 204,193 | 210,133 | 719,151 |
| 11 | Same day | 1973 | 26,757 | 31,125 | 36,322 | 51,587 | 93,848 | 96,716 | 336,355 |
| 12 | | 1974 | 28,254 | 32,829 | 36,407 | 48,070 | 111,671 | 118,166 | 375,397 |
| 13 | One or more nights | 1973 | 22,921 | 27,879 | 37,130 | 49,141 | 89,787 | 93,683 | 320,541 |
| 14 | | 1974 | 25,647 | 35,311 | 38,184 | 60,123 | 92,522 | 91,967 | 343,754 |
| 15 | Rail | 1973 | 2,127 | 2,058 | 1,929 | 1,969 | 3,343 | 8,418 | 19,844 |
| 16 | | 1974 | 3,161 | 3,511 | 3,453 | 3,716 | 5,663 | 12,417 | 31,921 |
| 17 | Other Methods | 1973 | 14,103 | 14,128 | 23,032 | 32,969 | 55,016 | 86,331 | 225,579 |
| 18 | | 1974 | 13,029 | 13,185 | 17,157 | 29,755 | 51,865 | 81,270 | 206,261 |
| 19 | Total land | 1973 | 1,407,424 | 1,396,231 | 1,737,787 | 2,179,074 | 2,796,093 | 3,998,624 | 13,515,233 |
| 20 | | 1974 | 1,311,277 | 1,362,187 | 1,619,129 | 2,011,008 | 2,681,620 | 3,715,816 | 12,701,037 |
| <u>Air</u> | | | | | | | | | |
| 21 | Commercial | 1973 | 68,272 | 67,044 | 77,440 | 91,551 | 103,813 | 133,838 | 541,958 |
| 22 | | 1974 | 78,855 | 80,931 | 102,091 | 96,722 | 120,301 | 161,819 | 640,719 |
| 23 | Private | 1973 | 5,776 | 5,596 | 6,611 | 7,940 | 13,893 | 22,525 | 62,341 |
| 24 | | 1974 | 5,348 | 5,936 | 6,682 | 8,864 | 15,308 | 22,270 | 64,408 |
| 25 | Total air | 1973 | 74,048 | 72,640 | 84,051 | 99,491 | 117,706 | 156,363 | 604,299 |
| 26 | | 1974 | 84,203 | 86,867 | 108,773 | 105,586 | 135,609 | 184,089 | 705,127 |
| <u>Marine</u> | | | | | | | | | |
| 27 | Commercial | 1973 | 48 | 232 | 503 | 335 | 19,172 | 116,254 | 136,544 |
| 28 | | 1974 | 61 | 47 | 371 | 372 | 17,979 | 139,657 | 158,487 |
| 29 | Private | 1973 | 77 | 11 | 269 | 1,016 | 13,532 | 36,978 | 51,883 |
| 30 | | 1974 | 52 | 90 | 272 | 912 | 14,897 | 38,506 | 54,729 |
| 31 | Total marine | 1973 | 125 | 243 | 772 | 1,351 | 32,704 | 153,232 | 188,427 |
| 32 | | 1974 | 113 | 137 | 643 | 1,284 | 32,876 | 178,163 | 213,216 |
| 33 | Total | 1973 | 1,481,597 | 1,469,114 | 1,822,610 | 2,279,916 | 2,946,503 | 4,308,219 | 14,307,959 |
| 34 | | 1974 | 1,395,593 | 1,449,191 | 1,728,545 | 2,117,878 | 2,850,105 | 4,078,068 | 13,619,380 |
| Residents of countries other than the United States | | | | | | | | | |
| <u>Land (via the U.S.A.)</u> | | | | | | | | | |
| 35 | Same day | 1973 | 3,231 | 2,751 | 5,593 | 14,049 | 15,418 | 17,530 | 58,572 |
| 36 | | 1974 | 3,393 | 2,805 | 4,619 | 11,766 | 13,746 | 17,484 | 53,813 |
| 37 | One or more nights | 1973 | 3,367 | 2,970 | 4,108 | 10,307 | 14,960 | 18,039 | 53,751 |
| 38 | | 1974 | 4,448 | 3,530 | 5,845 | 13,199 | 14,602 | 21,549 | 63,173 |
| 39 | Total land | 1973 | 6,598 | 5,721 | 9,701 | 24,356 | 30,378 | 35,569 | 112,323 |
| 40 | | 1974 | 7,841 | 6,335 | 10,464 | 24,965 | 28,348 | 39,033 | 116,986 |
| <u>Air</u> | | | | | | | | | |
| 41 | Entering direct | 1973 | 13,185 | 14,785 | 19,312 | 28,601 | 47,184 | 86,646 | 209,713 |
| 42 | | 1974 | 16,033 | 15,702 | 24,209 | 28,217 | 53,712 | 93,907 | 231,780 |
| 43 | Entering via the U.S.A. | 1973 | 6,591 | 5,794 | 7,819 | 10,551 | 13,487 | 17,144 | 61,386 |
| 44 | | 1974 | 9,330 | 7,994 | 10,464 | 14,991 | 18,838 | 22,924 | 84,541 |
| 45 | Total air | 1973 | 19,776 | 20,579 | 27,131 | 39,152 | 60,671 | 103,790 | 271,099 |
| 46 | | 1974 | 25,363 | 23,696 | 34,673 | 43,208 | 72,550 | 116,831 | 316,321 |
| <u>Marine</u> | | | | | | | | | |
| 47 | Entering direct | 1973 | 124 | 1,102 | 100 | 771 | 563 | 889 | 3,549 |
| 48 | | 1974 | 29 | 37 | 77 | 457 | 631 | 1,898 | 3,129 |
| 49 | Entering via the U.S.A. | 1973 | 775 | 416 | 28 | 321 | 86 | 34 | 1,660 |
| 50 | | 1974 | - | 2 | 125 | 6 | 84 | 260 | 477 |
| 51 | Total marine | 1973 | 899 | 1,518 | 128 | 1,092 | 649 | 923 | 5,209 |
| 52 | | 1974 | 29 | 39 | 202 | 463 | 715 | 2,158 | 3,606 |
| 53 | Total | 1973 | 27,273 | 27,818 | 36,960 | 64,600 | 91,698 | 140,282 | 388,631 |
| 54 | | 1974 | 33,233 | 30,070 | 45,339 | 68,636 | 101,613 | 158,022 | 436,913 |
| 55 | Grand total | 1973 | 1,508,870 | 1,496,932 | 1,859,570 | 2,344,516 | 3,038,201 | 4,448,501 | 14,696,590 |
| 56 | | 1974 | 1,428,826 | 1,479,261 | 1,773,884 | 2,186,514 | 2,951,718 | 4,236,090 | 14,056,293 |

TABLEAU 3A. Voyageurs non résidents entrant au Canada, selon le moyen de transport

| J | A | S | O | N | D | Year - Année | Moyen de transport | N ⁽¹⁾ |
|--|-----------|-----------|-----------|-----------|-----------|--------------------|--------------------------------|------------------|
| Résidents des États-Unis | | | | | | | | |
| <u>Par terre</u> | | | | | | | | |
| 5,819,568 | 5,765,699 | 3,134,861 | 2,218,572 | 1,631,117 | 1,515,627 | 32,698,358 | 1973 Automobile | 1 |
| 5,218,696 | 5,633,423 | 2,671,965 | | | | | 1974 | 2 |
| 3,376,888 | 3,258,455 | 2,000,340 | 1,490,634 | 1,227,746 | 1,165,963 | 21,532,887 | 1973 Même jour | 3 |
| 3,028,643 | 3,140,390 | 1,736,520 | | | | | 1974 | 4 |
| 400,500 | 417,936 | 222,698 | 150,998 | 93,864 | 74,979 | 2,086,653 | 1973 Une nuit | 5 |
| 374,905 | 413,477 | 192,691 | | | | | 1974 | 6 |
| 2,042,180 | 2,089,308 | 911,823 | 576,940 | 309,507 | 274,685 | 9,078,818 | 1973 Deux nuits ou plus | 7 |
| 1,815,148 | 2,079,556 | 742,754 | | | | | 1974 | 8 |
| 225,586 | 236,472 | 144,796 | 120,192 | 70,085 | 50,962 | 1,504,989 | 1973 Autocar | 9 |
| 223,286 | 227,427 | 123,058 | | | | | 1974 | 10 |
| 86,409 | 97,687 | 63,262 | 68,202 | 44,619 | 27,184 | 723,718 | 1973 Même jour | 11 |
| 83,875 | 85,947 | 54,001 | | | | | 1974 | 12 |
| 139,177 | 138,785 | 81,534 | 51,990 | 25,466 | 23,778 | 781,271 | 1973 Une nuit ou plus | 13 |
| 139,411 | 141,480 | 69,057 | | | | | 1974 | 14 |
| 12,733 | 11,022 | 7,651 | 2,951 | 2,540 | 3,109 | 59,850 | 1973 Chemin de fer | 15 |
| 13,955 | 20,614 | 11,466 | | | | | 1974 | 16 |
| 135,495 | 142,531 | 65,260 | 32,848 | 18,896 | 14,750 | 635,359 | 1973 Autres moyens | 17 |
| 130,142 | 146,193 | 58,193 | | | | | 1974 | 18 |
| 6,193,382 | 6,155,724 | 3,352,568 | 2,374,563 | 1,722,638 | 1,584,448 | 34,898,556 | 1973 Total, par terre | 19 |
| 5,586,079 | 6,027,657 | 2,864,682 | | | | | 1974 | 20 |
| <u>Par air</u> | | | | | | | | |
| 172,667 | 166,599 | 120,819 | 105,955 | 82,793 | 87,685 | 1,278,476 | 1973 Commercial | 21 |
| 173,373 | 194,218 | 140,702 | | | | | 1974 | 22 |
| 23,220 | 24,582 | 16,450 | 12,678 | 6,751 | 5,123 | 151,145 | 1973 Privé | 23 |
| 23,460 | 26,507 | 17,351 | | | | | 1974 | 24 |
| 195,887 | 191,181 | 137,269 | 118,633 | 89,544 | 92,808 | 1,429,621 | 1973 Total, par air | 25 |
| 196,833 | 220,725 | 158,053 | | | | | 1974 | 26 |
| <u>Par mer</u> | | | | | | | | |
| 227,821 | 231,167 | 43,217 | 1,129 | 520 | 148 | 640,546 | 1973 Commercial | 27 |
| 236,674 | 242,736 | 25,533 | | | | | 1974 | 28 |
| 67,609 | 67,350 | 24,279 | 3,952 | 380 | 126 | 215,579 | 1973 Privé | 29 |
| 76,620 | 72,702 | 19,837 | | | | | 1974 | 30 |
| 295,430 | 298,517 | 67,496 | 5,081 | 900 | 274 | 856,125 | 1973 Total, par mer | 31 |
| 313,294 | 315,438 | 45,370 | | | | | 1974 | 32 |
| 6,684,699 | 6,645,422 | 3,557,333 | 2,498,277 | 1,813,082 | 1,677,530 | 37,184,302 | 1973 Total | 33 |
| 6,096,206 | 6,563,820 | 3,068,105 | | | | | 1974 | 34 |
| Résidents des pays autres que les États-Unis | | | | | | | | |
| <u>Par terre (via les É.-U.)</u> | | | | | | | | |
| 28,530 | 28,263 | 20,903 | 21,880 | 11,941 | 4,341 | 174,430 | 1973 Même jour | 35 |
| 25,176 | 25,611 | 20,231 | | | | | 1974 | 36 |
| 38,569 | 41,745 | 26,324 | 17,538 | 7,654 | 5,589 | 191,170 | 1973 Une nuit ou plus | 37 |
| 40,499 | 44,849 | 28,730 | | | | | 1974 | 38 |
| 67,099 | 70,008 | 47,227 | 39,418 | 19,595 | 9,930 | 365,600 | 1973 Total, par terre | 39 |
| 65,675 | 70,460 | 48,961 | | | | | 1974 | 40 |
| <u>Par air</u> | | | | | | | | |
| 123,633 | 83,220 | 56,280 | 35,017 | 20,564 | 37,198 | 565,625 | 1973 Entrée directe | 41 |
| 133,083 | 97,178 | 69,675 | | | | | 1974 | 42 |
| 20,408 | 25,039 | 19,083 | 16,233 | 11,769 | 10,688 | 164,606 | 1973 Entrée via les É.U. | 43 |
| 24,509 | 33,317 | 24,047 | | | | | 1974 | 44 |
| 144,041 | 108,259 | 75,363 | 51,250 | 32,333 | 47,886 | 730,231 | 1973 Total, par air | 45 |
| 157,592 | 130,495 | 93,722 | | | | | 1974 | 46 |
| <u>Par mer</u> | | | | | | | | |
| 877 | 662 | 1,123 | 189 | 677 | 30 | 7,107 | 1973 Entrée directe | 47 |
| 890 | 1,055 | 969 | | | | | 1974 | 48 |
| 72 | 122 | 35 | 8 | 3 | 6 | 1,906 | 1973 Entrée via les É.-U. | 49 |
| 68 | 339 | 25 | | | | | 1974 | 50 |
| 949 | 784 | 1,158 | 197 | 680 | 36 | 9,013 | 1973 Total, par mer | 51 |
| 958 | 1,394 | 994 | | | | | 1974 | 52 |
| 212,089 | 179,051 | 123,748 | 90,865 | 52,608 | 57,852 | 1,104,844 | 1973 Total | 53 |
| 224,225 | 202,349 | 143,677 | | | | | 1974 | 54 |
| <u>Total global</u> | | | | | | | | |
| 6,896,788 | 6,824,473 | 3,681,081 | 2,589,142 | 1,865,690 | 1,735,382 | 38,289,146 | 1973 | 55 |
| 6,320,431 | 6,766,169 | 3,211,782 | | | | | 1974 | 56 |

TABLE 3B. Non-Resident Travellers Entering Canada by Country of Residence(1) - Continued

| No. | Country of residence | | J | F | M | A | M | J | Six months - Six mois |
|-------------------------|----------------------------------|------|--------|--------|--------|--------|--------|---------|-----------------------------|
| Europe | | | | | | | | | |
| 1 | Austria | 1973 | 181 | 235 | 343 | 346 | 538 | 1,008 | 2,651 |
| 2 | | 1974 | 169 | 237 | 258 | 756 | 827 | 1,205 | 3,452 |
| 3 | Azores | 1973 | - | - | - | - | - | 1 | 1 |
| 4 | | 1974 | - | - | - | - | - | - | - |
| 5 | Belgium | 1973 | 297 | 507 | 416 | 977 | 1,187 | 1,753 | 5,137 |
| 6 | | 1974 | 409 | 353 | 506 | 1,065 | 1,051 | 2,066 | 5,450 |
| 7 | Bulgaria | 1973 | 7 | 8 | 6 | 4 | 13 | 67 | 105 |
| 8 | | 1974 | 5 | 8 | 7 | 11 | 8 | 74 | 113 |
| 9 | Czechoslovakia | 1973 | 65 | 63 | 205 | 140 | 209 | 261 | 923 |
| 10 | | 1974 | 71 | 66 | 160 | 122 | 402 | 480 | 1,301 |
| 11 | Denmark | 1973 | 223 | 236 | 364 | 594 | 666 | 2,119 | 4,202 |
| 12 | | 1974 | 305 | 287 | 398 | 729 | 842 | 2,437 | 4,998 |
| 13 | Finland | 1973 | 109 | 214 | 209 | 373 | 404 | 1,514 | 2,823 |
| 14 | | 1974 | 132 | 157 | 177 | 474 | 252 | 1,889 | 3,081 |
| 15 | France | 1973 | 1,880 | 2,206 | 2,674 | 4,374 | 6,002 | 8,687 | 25,823 |
| 16 | | 1974 | 2,379 | 2,359 | 3,842 | 3,746 | 5,588 | 8,551 | 26,465 |
| 17 | Germany (Federal Republic) | 1973 | 2,046 | 2,133 | 3,504 | 5,378 | 9,254 | 17,491 | 39,806 |
| 18 | | 1974 | 2,704 | 2,452 | 5,035 | 6,948 | 10,381 | 17,265 | 44,785 |
| 19 | Greece | 1973 | 447 | 399 | 494 | 695 | 926 | 1,067 | 4,028 |
| 20 | | 1974 | 611 | 606 | 786 | 867 | 1,210 | 1,356 | 5,436 |
| 21 | Hungary | 1973 | 90 | 57 | 136 | 86 | 204 | 1,171 | 1,744 |
| 22 | | 1974 | 106 | 65 | 142 | 126 | 239 | 1,271 | 1,949 |
| 23 | Ireland (Republic) | 1973 | 222 | 173 | 321 | 327 | 584 | 1,060 | 2,687 |
| 24 | | 1974 | 226 | 195 | 270 | 362 | 629 | 1,291 | 2,973 |
| 25 | Italy | 1973 | 1,129 | 1,208 | 2,000 | 6,105 | 4,203 | 5,756 | 20,401 |
| 26 | | 1974 | 1,382 | 1,229 | 2,181 | 3,566 | 4,244 | 5,530 | 18,132 |
| 27 | Malta | 1973 | 12 | 8 | 9 | 22 | 35 | 65 | 151 |
| 28 | | 1974 | 7 | 11 | 9 | 13 | 36 | 23 | 99 |
| 29 | Netherlands, The | 1973 | 731 | 834 | 1,071 | 1,808 | 4,445 | 10,350 | 19,239 |
| 30 | | 1974 | 1,053 | 867 | 1,226 | 1,998 | 5,016 | 10,423 | 20,583 |
| 31 | Norway | 1973 | 249 | 254 | 336 | 369 | 570 | 1,029 | 2,807 |
| 32 | | 1974 | 205 | 244 | 359 | 395 | 583 | 1,569 | 3,355 |
| 33 | Poland | 1973 | 126 | 155 | 531 | 818 | 693 | 881 | 3,204 |
| 34 | | 1974 | 129 | 158 | 228 | 654 | 724 | 913 | 2,806 |
| 35 | Portugal | 1973 | 288 | 235 | 523 | 719 | 601 | 1,017 | 3,383 |
| 36 | | 1974 | 250 | 309 | 512 | 541 | 745 | 996 | 3,353 |
| 37 | Rumania | 1973 | 39 | 39 | 22 | 26 | 46 | 54 | 226 |
| 38 | | 1974 | 24 | 25 | 22 | 27 | 54 | 70 | 222 |
| 39 | Spain | 1973 | 661 | 376 | 403 | 3,179 | 1,220 | 1,554 | 7,393 |
| 40 | | 1974 | 914 | 397 | 732 | 2,333 | 692 | 1,613 | 6,681 |
| 41 | Sweden | 1973 | 403 | 486 | 683 | 997 | 1,173 | 2,502 | 6,244 |
| 42 | | 1974 | 752 | 596 | 912 | 1,262 | 1,422 | 2,950 | 7,894 |
| 43 | Switzerland | 1973 | 478 | 716 | 878 | 1,248 | 1,932 | 2,415 | 7,667 |
| 44 | | 1974 | 718 | 644 | 1,222 | 1,798 | 2,151 | 3,450 | 9,983 |
| 45 | Turkey | 1973 | 54 | 44 | 81 | 87 | 158 | 176 | 600 |
| 46 | | 1974 | 59 | 58 | 90 | 104 | 193 | 256 | 770 |
| 47 | United Kingdom | 1973 | 6,506 | 7,476 | 8,814 | 16,131 | 30,387 | 43,621 | 112,935 |
| 48 | | 1974 | 7,117 | 6,981 | 9,918 | 17,887 | 31,250 | 47,648 | 120,801 |
| 49 | U.S.S.R. | 1973 | 95 | 176 | 170 | 107 | 124 | 189 | 861 |
| 50 | | 1974 | 99 | 126 | 90 | 110 | 207 | 260 | 892 |
| 51 | Yugoslavia | 1973 | 247 | 169 | 393 | 279 | 390 | 870 | 2,348 |
| 52 | | 1974 | 354 | 162 | 390 | 427 | 526 | 1,105 | 2,964 |
| 53 | Other | 1973 | 56 | 27 | 29 | 49 | 109 | 138 | 408 |
| 54 | | 1974 | 90 | 30 | 62 | 82 | 112 | 239 | 615 |
| 55 | Total | 1973 | 16,641 | 18,434 | 24,615 | 45,238 | 66,073 | 106,796 | 277,797 |
| 56 | | 1974 | 20,270 | 18,622 | 29,534 | 46,403 | 69,384 | 114,940 | 299,153 |
| Africa | | | | | | | | | |
| 57 | Algeria | 1973 | 11 | 16 | 16 | 26 | 43 | 29 | 141 |
| 58 | | 1974 | 30 | 27 | 25 | 43 | 60 | 91 | 276 |
| 59 | Egypt | 1973 | 35 | 40 | 46 | 80 | 62 | 243 | 506 |
| 60 | | 1974 | 36 | 26 | 53 | 74 | 133 | 236 | 558 |
| 61 | Rhodesia | 1973 | 4 | 11 | 3 | 14 | 22 | 25 | 79 |
| 62 | | 1974 | 6 | 3 | 6 | 10 | 28 | 30 | 83 |
| 63 | South Africa | 1973 | 173 | 160 | 271 | 764 | 638 | 1,042 | 3,048 |
| 64 | | 1974 | 327 | 231 | 327 | 510 | 888 | 1,265 | 3,548 |
| 65 | Other | 1973 | 327 | 337 | 378 | 638 | 959 | 1,287 | 3,926 |
| 66 | | 1974 | 425 | 389 | 458 | 686 | 974 | 1,584 | 4,516 |
| 67 | Total | 1973 | 550 | 564 | 714 | 1,522 | 1,724 | 2,626 | 7,700 |
| 68 | | 1974 | 824 | 676 | 869 | 1,323 | 2,083 | 3,206 | 8,981 |
| Asia (Continued) | | | | | | | | | |
| 69 | Bangladesh | 1973 | 3 | 5 | 17 | 10 | 13 | 25 | 73 |
| 70 | | 1974 | 10 | 5 | 7 | 16 | 31 | 36 | 105 |
| 71 | China | 1973 | 17 | 42 | 37 | 35 | 61 | 97 | 289 |
| 72 | | 1974 | - | 10 | 4 | - | 19 | 123 | 156 |
| 73 | Hong Kong | 1973 | 746 | 336 | 372 | 661 | 869 | 1,146 | 4,130 |
| 74 | | 1974 | 711 | 466 | 677 | 707 | 1,148 | 1,553 | 5,262 |
| 75 | India | 1973 | 309 | 344 | 527 | 782 | 1,567 | 1,869 | 5,398 |
| 76 | | 1974 | 420 | 381 | 633 | 1,097 | 1,878 | 2,635 | 7,044 |

See footnote(s) at the end of the table.

TABLEAU 3B. Voyageurs non résidents entrant au Canada, selon le pays de résidence(1) - suite

| J | A | S | O | N | D | Year - Année | Pays de résidence | N° |
|---------------------|---------|--------|--------|--------|--------|--------------------|--|----|
| <u>Europe</u> | | | | | | | | |
| 1,857 | 1,097 | 634 | 644 | 637 | 322 | 7,842 | 1973 Autriche | 1 |
| 2,265 | 1,415 | 824 | - | - | 1 | 5 | 1974 | 2 |
| - | 1 | 2 | - | - | - | - | 1973 Açores | 3 |
| - | 3 | 46 | - | - | - | - | 1974 | 4 |
| 5,062 | 2,162 | 1,023 | 950 | 925 | 678 | 15,937 | 1973 Belgique | 5 |
| 4,376 | 3,323 | 1,220 | - | - | - | - | 1974 | 6 |
| 14 | 9 | 31 | 22 | 4 | 3 | 188 | 1973 Bulgarie | 7 |
| 23 | 59 | 10 | - | - | - | - | 1974 | 8 |
| 175 | 146 | 111 | 183 | 76 | 101 | 1,715 | 1973 Tchécoslovaquie | 9 |
| 361 | 401 | 259 | - | - | - | - | 1974 | 10 |
| 2,574 | 1,199 | 935 | 1,304 | 573 | 485 | 11,272 | 1973 Danemark | 11 |
| 2,235 | 1,364 | 923 | - | - | - | - | 1974 | 12 |
| 1,667 | 714 | 237 | 472 | 271 | 247 | 6,431 | 1973 Finlande | 13 |
| 1,606 | 522 | 465 | - | - | - | - | 1974 | 14 |
| 12,688 | 15,149 | 6,766 | 6,076 | 3,991 | 3,538 | 74,031 | 1973 France | 15 |
| 12,814 | 16,340 | 9,054 | - | - | - | - | 1974 | 16 |
| 26,726 | 17,889 | 13,914 | 12,571 | 6,425 | 4,344 | 120,675 | 1973 Allemagne (République fédérale) | 17 |
| 28,970 | 21,920 | 16,087 | - | - | - | - | 1974 | 18 |
| 1,147 | 1,070 | 1,421 | 1,123 | 827 | 1,208 | 10,824 | 1973 Grèce | 19 |
| 1,283 | 1,574 | 1,370 | - | - | - | - | 1974 | 20 |
| 812 | 422 | 224 | 171 | 86 | 330 | 3,789 | 1973 Hongrie | 21 |
| 1,408 | 548 | 288 | - | - | - | - | 1974 | 22 |
| 1,122 | 1,247 | 1,291 | 780 | 302 | 344 | 7,773 | 1973 Irlande (République) | 23 |
| 1,415 | 1,321 | 1,377 | - | - | - | - | 1974 | 24 |
| 6,337 | 6,548 | 4,087 | 4,040 | 2,434 | 2,496 | 46,343 | 1973 Italie | 25 |
| 6,566 | 7,481 | 5,192 | - | - | - | - | 1974 | 26 |
| 549 | 98 | 47 | 47 | 18 | 22 | 932 | 1973 Malte | 27 |
| 286 | 193 | 68 | - | - | - | - | 1974 | 28 |
| 18,354 | 7,294 | 4,705 | 3,121 | 1,375 | 2,560 | 56,648 | 1973 Pays-Bas | 29 |
| 21,337 | 7,666 | 5,738 | - | - | - | - | 1974 | 30 |
| 1,321 | 683 | 567 | 513 | 356 | 314 | 6,561 | 1973 Norvège | 31 |
| 1,384 | 946 | 679 | - | - | - | - | 1974 | 32 |
| 798 | 626 | 632 | 401 | 606 | 240 | 6,507 | 1973 Pologne | 33 |
| 951 | 949 | 855 | - | - | - | - | 1974 | 34 |
| 901 | 1,008 | 704 | 667 | 425 | 683 | 7,771 | 1973 Portugal | 35 |
| 1,059 | 1,013 | 1,072 | - | - | - | - | 1974 | 36 |
| 55 | 186 | 74 | 51 | 32 | 31 | 655 | 1973 Roumanie | 37 |
| 62 | 103 | 54 | - | - | - | - | 1974 | 38 |
| 1,160 | 1,140 | 817 | 1,666 | 1,094 | 811 | 14,081 | 1973 Espagne | 39 |
| 1,428 | 1,679 | 1,030 | - | - | - | - | 1974 | 40 |
| 2,713 | 1,300 | 1,488 | 1,622 | 930 | 845 | 15,142 | 1973 Suède | 41 |
| 2,595 | 1,879 | 1,391 | - | - | - | - | 1974 | 42 |
| 3,510 | 2,549 | 2,191 | 2,499 | 1,084 | 1,071 | 20,571 | 1973 Suisse | 43 |
| 4,230 | 3,249 | 3,226 | - | - | - | - | 1974 | 44 |
| 382 | 223 | 143 | 146 | 85 | 86 | 1,665 | 1973 Turquie | 45 |
| 211 | 290 | 229 | - | - | - | - | 1974 | 46 |
| 72,845 | 61,748 | 42,321 | 23,610 | 11,345 | 17,315 | 342,119 | 1973 Royaume-Uni | 47 |
| 68,638 | 58,806 | 44,841 | - | - | - | - | 1974 | 48 |
| 116 | 506 | 331 | 191 | 136 | 241 | 2,382 | 1973 U.R.S.S. | 49 |
| 196 | 440 | 313 | - | - | - | - | 1974 | 50 |
| 1,693 | 569 | 413 | 397 | 488 | 841 | 6,749 | 1973 Yougoslavie | 51 |
| 1,927 | 790 | 495 | - | - | - | - | 1974 | 52 |
| 160 | 186 | 90 | 98 | 79 | 65 | 1,086 | 1973 Autres | 53 |
| 202 | 269 | 177 | - | - | - | - | 1974 | 54 |
| 163,738 | 125,769 | 85,199 | 63,365 | 34,604 | 39,222 | 789,694 | 1973 Total | 55 |
| 167,828 | 134,543 | 97,283 | - | - | - | - | 1974 | 56 |
| <u>Afrique</u> | | | | | | | | |
| 101 | 78 | 56 | 55 | 24 | 37 | 492 | 1973 Algérie | 57 |
| 84 | 132 | 98 | - | - | - | - | 1974 | 58 |
| 538 | 282 | 148 | 81 | 35 | 66 | 1,656 | 1973 Égypte | 59 |
| 552 | 424 | 204 | - | - | - | - | 1974 | 60 |
| 26 | 63 | 20 | 11 | 13 | 17 | 229 | 1973 Rhodésie | 61 |
| 29 | 35 | 18 | - | - | - | - | 1974 | 62 |
| 987 | 691 | 768 | 602 | 268 | 525 | 6,889 | 1973 Afrique du Sud | 63 |
| 1,160 | 1,017 | 1,260 | - | - | - | - | 1974 | 64 |
| 1,721 | 1,785 | 1,289 | 799 | 532 | 664 | 10,716 | 1973 Autres | 65 |
| 1,777 | 2,850 | 1,836 | - | - | - | - | 1974 | 66 |
| 3,373 | 2,899 | 2,281 | 1,548 | 872 | 1,309 | 19,982 | 1973 Total | 67 |
| 3,602 | 4,458 | 3,416 | - | - | - | - | 1974 | 68 |
| <u>Asie (suite)</u> | | | | | | | | |
| 25 | 35 | 49 | 27 | 22 | 13 | 244 | 1973 Bangladesh | 69 |
| 32 | 31 | 52 | - | - | - | - | 1974 | 70 |
| 51 | 51 | 26 | 22 | 35 | 19 | 493 | 1973 Chine | 71 |
| 119 | 112 | 47 | - | - | - | - | 1974 | 72 |
| 1,814 | 3,399 | 1,960 | 690 | 594 | 1,239 | 13,826 | 1973 Hong-Kong | 73 |
| 2,233 | 4,695 | 1,980 | - | - | - | - | 1974 | 74 |
| 1,849 | 1,750 | 1,588 | 1,540 | 900 | 763 | 13,788 | 1973 Inde | 75 |
| 2,568 | 2,362 | 2,310 | - | - | - | - | 1974 | 76 |

Voir renvoi(s) à la fin du tableau.

TABLE 3B. Non-resident Travellers Entering Canada by Country of Residence(1) - Concluded

| No. | Country of residence | J | F | M | A | M | J | Six months - Six mois | |
|---|-------------------------------|-----------|-----------|-----------|-----------|-----------|-----------|-----------------------------|------------|
| <u>Asia - Concluded</u> | | | | | | | | | |
| 1 | Israel | 1973 | 359 | 335 | 567 | 719 | 834 | 1,677 | 4,491 |
| 2 | 1974 | 398 | 439 | 767 | 1,030 | 1,333 | 2,626 | 6,593 | |
| 3 | Japan | 1973 | 1,847 | 2,206 | 2,501 | 3,793 | 5,496 | 7,692 | 23,535 |
| 4 | 1974 | 2,374 | 2,377 | 3,293 | 4,872 | 6,083 | 7,927 | 26,926 | |
| 5 | Korea, South | 1973 | 99 | 123 | 147 | 171 | 212 | 205 | 957 |
| 6 | 1974 | 106 | 84 | 184 | 169 | 270 | 331 | 1,144 | |
| 7 | Lebanon | 1973 | 66 | 47 | 64 | 105 | 120 | 198 | 600 |
| 8 | 1974 | 79 | 56 | 88 | 120 | 162 | 269 | 774 | |
| 9 | Pakistan | 1973 | 80 | 79 | 113 | 123 | 208 | 248 | 851 |
| 10 | 1974 | 149 | 107 | 156 | 165 | 271 | 364 | 1,210 | |
| 11 | Philippines | 1973 | 125 | 131 | 183 | 196 | 330 | 281 | 1,246 |
| 12 | 1974 | 145 | 154 | 171 | 306 | 385 | 532 | 1,693 | |
| 13 | Sri Lanka | 1973 | 14 | 11 | 15 | 28 | 44 | 58 | 170 |
| 14 | 1974 | 16 | 13 | 44 | 40 | 45 | 65 | 223 | |
| 15 | Syria | 1973 | 12 | 6 | 7 | 27 | 14 | 22 | 88 |
| 16 | 1974 | 5 | 24 | 8 | 20 | 33 | 38 | 128 | |
| 17 | Taiwan | 1973 | 109 | 57 | 151 | 187 | 412 | 350 | 1,266 |
| 18 | 1974 | 164 | 71 | 194 | 173 | 353 | 544 | 1,499 | |
| 19 | Other | 1973 | 377 | 291 | 361 | 600 | 933 | 1,319 | 3,881 |
| 20 | 1974 | 463 | 368 | 553 | 726 | 1,308 | 1,812 | 5,230 | |
| 21 | Total | 1973 | 4,163 | 4,013 | 5,062 | 7,437 | 11,113 | 15,187 | 46,975 |
| 22 | 1974 | 5,040 | 4,555 | 6,777 | 9,441 | 13,319 | 18,855 | 57,987 | |
| <u>North America, Central America and Caribbean</u> | | | | | | | | | |
| 23 | Antigua | 1973 | 21 | 12 | 38 | 46 | 66 | 60 | 243 |
| 24 | 1974 | 24 | 16 | 24 | 47 | 60 | 87 | 258 | |
| 25 | Bahamas | 1973 | 196 | 144 | 160 | 446 | 304 | 431 | 1,681 |
| 26 | 1974 | 164 | 177 | 169 | 344 | 367 | 575 | 1,796 | |
| 27 | Barbados | 1973 | 95 | 71 | 133 | 240 | 351 | 415 | 1,305 |
| 28 | 1974 | 124 | 70 | 215 | 233 | 404 | 408 | 1,454 | |
| 29 | Bermuda | 1973 | 281 | 257 | 237 | 303 | 407 | 506 | 1,991 |
| 30 | 1974 | 313 | 293 | 303 | 281 | 463 | 550 | 2,203 | |
| 31 | Cuba | 1973 | 13 | 34 | 12 | 34 | 20 | 36 | 149 |
| 32 | 1974 | 17 | 20 | 33 | 46 | 36 | 41 | 193 | |
| 33 | Haiti | 1973 | 170 | 145 | 313 | 178 | 161 | 236 | 1,203 |
| 34 | 1974 | 110 | 108 | 184 | 154 | 236 | 292 | 1,084 | |
| 35 | Jamaica | 1973 | 428 | 505 | 663 | 1,074 | 1,119 | 1,510 | 5,299 |
| 36 | 1974 | 708 | 565 | 926 | 919 | 1,519 | 1,765 | 6,402 | |
| 37 | Mexico | 1973 | 597 | 557 | 905 | 1,644 | 2,388 | 2,059 | 8,150 |
| 38 | 1974 | 676 | 658 | 1,070 | 1,719 | 3,030 | 2,775 | 9,928 | |
| 39 | St. Pierre and Miquelon | 1973 | 107 | 42 | 66 | 166 | 134 | 76 | 591 |
| 40 | 1974 | 102 | 90 | 110 | 57 | 175 | 227 | 761 | |
| 41 | Trinidad and Tobago | 1973 | 285 | 235 | 345 | 584 | 639 | 865 | 2,953 |
| 42 | 1974 | 347 | 307 | 547 | 611 | 979 | 1,355 | 4,146 | |
| 43 | United States | 1973 | 1,481,597 | 1,469,114 | 1,822,610 | 2,279,916 | 2,946,503 | 4,308,219 | 14,307,959 |
| 44 | 1974 | 1,395,593 | 1,449,191 | 1,728,545 | 2,117,878 | 2,850,105 | 4,078,068 | 13,619,380 | |
| 45 | Other | 1973 | 309 | 265 | 390 | 582 | 650 | 985 | 3,181 |
| 46 | 1974 | 458 | 462 | 522 | 686 | 1,025 | 1,216 | 4,369 | |
| 47 | Total | 1973 | 1,484,099 | 1,471,381 | 1,825,872 | 2,285,213 | 2,952,742 | 4,315,398 | 14,334,705 |
| 48 | 1974 | 1,398,636 | 1,451,957 | 1,732,648 | 2,122,975 | 2,858,399 | 4,087,359 | 13,651,974 | |
| <u>South America</u> | | | | | | | | | |
| 49 | Argentina | 1973 | 282 | 292 | 285 | 345 | 407 | 493 | 2,104 |
| 50 | 1974 | 308 | 264 | 281 | 389 | 561 | 601 | 2,404 | |
| 51 | Brazil | 1973 | 455 | 310 | 376 | 525 | 564 | 886 | 3,116 |
| 52 | 1974 | 590 | 476 | 397 | 571 | 919 | 971 | 3,924 | |
| 53 | Colombia | 1973 | 129 | 102 | 188 | 212 | 283 | 401 | 1,316 |
| 54 | 1974 | 183 | 123 | 268 | 281 | 375 | 588 | 1,818 | |
| 55 | Guyana | 1973 | 131 | 136 | 227 | 278 | 264 | 331 | 1,367 |
| 56 | 1974 | 216 | 189 | 251 | 278 | 348 | 499 | 1,781 | |
| 57 | Venezuela | 1973 | 145 | 90 | 172 | 246 | 329 | 320 | 1,302 |
| 58 | 1974 | 185 | 140 | 166 | 310 | 330 | 500 | 1,631 | |
| 59 | Other | 1973 | 462 | 496 | 634 | 591 | 964 | 945 | 4,092 |
| 60 | 1974 | 536 | 548 | 681 | 773 | 925 | 1,101 | 4,564 | |
| 61 | Total | 1973 | 1,604 | 1,426 | 1,883 | 2,197 | 2,811 | 3,376 | 13,297 |
| 62 | 1974 | 2,018 | 1,740 | 2,044 | 2,602 | 3,458 | 4,260 | 16,122 | |
| <u>Oceania and Other Ocean Islands</u> | | | | | | | | | |
| 63 | Australia | 1973 | 1,301 | 857 | 1,098 | 2,201 | 2,751 | 3,725 | 11,933 |
| 64 | 1974 | 1,632 | 1,257 | 1,581 | 2,738 | 3,876 | 5,763 | 16,847 | |
| 65 | New Zealand | 1973 | 465 | 220 | 269 | 620 | 857 | 1,256 | 3,687 |
| 66 | 1974 | 339 | 408 | 338 | 903 | 1,060 | 1,409 | 4,457 | |
| 67 | Other | 1973 | 47 | 37 | 37 | 88 | 130 | 137 | 496 |
| 68 | 1974 | 67 | 46 | 93 | 129 | 139 | 298 | 772 | |
| 69 | Total | 1973 | 1,813 | 1,114 | 1,424 | 2,909 | 3,738 | 5,118 | 16,116 |
| 70 | 1974 | 2,038 | 1,711 | 2,012 | 3,770 | 5,075 | 7,470 | 22,076 | |
| 71 | Grand total | 1973 | 1,508,870 | 1,496,932 | 1,859,570 | 2,344,516 | 3,038,201 | 4,448,501 | 14,696,590 |
| 72 | 1974 | 1,428,826 | 1,479,261 | 1,773,884 | 2,186,514 | 2,951,718 | 4,236,090 | 14,056,293 | |

(1) Additional data are available by country on request.

TABLEAU 3B. Voyageurs non résidents entrant au Canada, selon le pays de résidence(1) - fin

| J | A | S | O | N | D | Year - Année | Pays de résidence | No |
|--|-----------|-----------|-----------|-----------|-----------|--------------------|-----------------------------------|----|
| <u>Asie - fin</u> | | | | | | | | |
| 2,169 | 2,165 | 1,570 | 709 | 495 | 428 | 12,027 | 1973 Israël | 1 |
| 3,292 | 3,328 | 2,532 | | | | | 1974 | 2 |
| 9,820 | 13,576 | 8,792 | 7,918 | 4,885 | 2,569 | 71,095 | 1973 Japon | 3 |
| 9,775 | 15,211 | 9,798 | | | | | 1974 | 4 |
| 201 | 339 | 167 | 191 | 215 | 164 | 2,234 | 1973 Corée du Sud | 5 |
| 391 | 367 | 371 | | | | | 1974 | 6 |
| 276 | 309 | 231 | 136 | 93 | 124 | 1,769 | 1973 Liban | 7 |
| 363 | 548 | 410 | | | | | 1974 | 8 |
| 387 | 416 | 392 | 272 | 216 | 171 | 2,705 | 1973 Pakistan | 9 |
| 353 | 408 | 408 | | | | | 1974 | 10 |
| 335 | 490 | 400 | 355 | 248 | 243 | 3,317 | 1973 Philippines | 11 |
| 517 | 527 | 577 | | | | | 1974 | 12 |
| 65 | 85 | 67 | 45 | 31 | 28 | 491 | 1973 Sri Lanka | 13 |
| 53 | 102 | 47 | | | | | 1974 | 14 |
| 39 | 45 | 36 | 16 | 32 | 10 | 266 | 1973 Syrie | 15 |
| 52 | 63 | 54 | | | | | 1974 | 16 |
| 327 | 410 | 450 | 336 | 334 | 317 | 3,440 | 1973 Taiwan | 17 |
| 508 | 679 | 495 | | | | | 1974 | 18 |
| 1,264 | 1,765 | 1,265 | 839 | 630 | 642 | 10,286 | 1973 Autres | 19 |
| 1,930 | 2,882 | 1,965 | | | | | 1974 | 20 |
| 18,622 | 24,835 | 16,993 | 13,096 | 8,730 | 6,730 | 135,981 | 1973 Total | 21 |
| 22,186 | 31,315 | 21,046 | | | | | 1974 | 22 |
| <u>Amérique du Nord, Amérique centrale et Antilles</u> | | | | | | | | |
| 99 | 103 | 108 | 76 | 61 | 51 | 741 | 1973 Antigua | 23 |
| 99 | 146 | 124 | | | | | 1974 | 24 |
| 583 | 714 | 586 | 273 | 224 | 331 | 4,392 | 1973 Bahamas | 25 |
| 557 | 672 | 523 | | | | | 1974 | 26 |
| 705 | 953 | 459 | 249 | 146 | 221 | 4,038 | 1973 Barbade | 27 |
| 1,239 | 1,148 | 533 | | | | | 1974 | 28 |
| 906 | 1,564 | 836 | 454 | 468 | 954 | 7,173 | 1973 Bermudes | 29 |
| 1,020 | 1,441 | 758 | | | | | 1974 | 30 |
| 51 | 44 | 48 | 124 | 17 | 27 | 460 | 1973 Cuba | 31 |
| 74 | 101 | 146 | | | | | 1974 | 32 |
| 527 | 808 | 451 | 196 | 119 | 141 | 3,445 | 1973 Haïti | 33 |
| 565 | 754 | 504 | | | | | 1974 | 34 |
| 3,054 | 2,875 | 2,739 | 1,214 | 741 | 1,086 | 17,008 | 1973 Jamaïque | 35 |
| 3,671 | 4,877 | 2,815 | | | | | 1974 | 36 |
| 4,148 | 3,862 | 2,426 | 1,771 | 941 | 1,219 | 22,517 | 1973 Mexique | 37 |
| 4,821 | 4,661 | 2,687 | | | | | 1974 | 38 |
| 210 | 132 | 173 | 36 | 69 | 152 | 1,363 | 1973 St. Pierre-et-Miquelon | 39 |
| 269 | 196 | 286 | | | | | 1974 | 40 |
| 3,353 | 2,880 | 1,837 | 707 | 584 | 699 | 13,013 | 1973 Trinité et Tobago | 41 |
| 3,289 | 3,210 | 1,831 | | | | | 1974 | 42 |
| 6,684,699 | 6,645,422 | 3,557,333 | 2,498,277 | 1,813,082 | 1,677,530 | 37,184,302 | 1973 États-Unis | 43 |
| 6,096,206 | 6,563,820 | 3,068,105 | | | | | 1974 | 44 |
| 1,339 | 1,253 | 1,031 | 632 | 556 | 661 | 8,653 | 1973 Autres | 45 |
| 1,476 | 1,715 | 1,110 | | | | | 1974 | 46 |
| 6,699,674 | 6,660,610 | 3,568,027 | 2,504,009 | 1,817,008 | 1,683,072 | 37,267,105 | 1973 Total | 47 |
| 6,113,286 | 6,582,741 | 3,079,422 | | | | | 1974 | 48 |
| <u>Amérique du Sud</u> | | | | | | | | |
| 577 | 559 | 419 | 434 | 277 | 232 | 4,602 | 1973 Argentine | 49 |
| 880 | 647 | 763 | | | | | 1974 | 50 |
| 2,525 | 660 | 639 | 602 | 463 | 367 | 8,372 | 1973 Brésil | 51 |
| 2,310 | 841 | 988 | | | | | 1974 | 52 |
| 532 | 617 | 431 | 392 | 230 | 292 | 3,810 | 1973 Colombie | 53 |
| 755 | 602 | 399 | | | | | 1974 | 54 |
| 645 | 942 | 847 | 456 | 277 | 322 | 4,856 | 1973 Guyane | 55 |
| 708 | 994 | 764 | | | | | 1974 | 56 |
| 553 | 699 | 470 | 297 | 213 | 363 | 3,897 | 1973 Venezuela | 57 |
| 575 | 973 | 625 | | | | | 1974 | 58 |
| 1,159 | 1,278 | 1,023 | 798 | 686 | 611 | 9,647 | 1973 Autres | 59 |
| 1,102 | 1,196 | 1,233 | | | | | 1974 | 60 |
| 5,991 | 4,755 | 3,829 | 2,979 | 2,146 | 2,187 | 35,184 | 1973 Total | 61 |
| 6,330 | 5,253 | 4,772 | | | | | 1974 | 62 |
| <u>Océanie et autres îles océaniques</u> | | | | | | | | |
| 3,969 | 4,180 | 3,682 | 3,269 | 1,777 | 2,236 | 31,046 | 1973 Australie | 63 |
| 5,321 | 5,925 | 4,447 | | | | | 1974 | 64 |
| 1,284 | 1,267 | 874 | 794 | 447 | 504 | 8,857 | 1973 Nouvelle-Zélande | 65 |
| 1,708 | 1,558 | 1,149 | | | | | 1974 | 66 |
| 137 | 158 | 196 | 82 | 106 | 122 | 1,297 | 1973 Autres | 67 |
| 170 | 376 | 247 | | | | | 1974 | 68 |
| 5,390 | 5,605 | 4,752 | 4,145 | 2,330 | 2,862 | 41,200 | 1973 Total | 69 |
| 7,199 | 7,859 | 5,843 | | | | | 1974 | 70 |
| 6,896,788 | 6,824,473 | 3,681,081 | 2,589,142 | 1,865,690 | 1,735,382 | 38,289,146 | 1973 Total global | 71 |
| 6,320,431 | 6,766,169 | 3,211,782 | | | | | 1974 | 72 |

(1) D'autres renseignements sont disponibles par pays, sur demande.

TABLE 3C. Resident Travellers Returning to Canada by Type of Transportation

| No. | Type of transportation | | J | F | M | A | M | J | Six months - Six mois |
|--|-------------------------------|------|-----------|-----------|-----------|-----------|-----------|-----------|-----------------------------|
| Returning from the United States(1) | | | | | | | | | |
| <u>Land</u> | | | | | | | | | |
| 1 | Automobile | 1973 | 1,623,922 | 1,517,348 | 2,019,205 | 2,280,529 | 2,308,274 | 2,459,787 | 12,209,065 |
| 2 | | 1974 | 1,436,670 | 1,350,197 | 1,755,106 | 1,977,292 | 2,104,804 | 2,545,583 | 11,169,652 |
| 3 | Same day | 1973 | 1,316,322 | 1,265,655 | 1,547,221 | 1,744,964 | 1,827,011 | 1,942,311 | 9,643,484 |
| 4 | | 1974 | 1,210,769 | 1,161,109 | 1,444,785 | 1,600,000 | 1,698,486 | 2,004,570 | 9,119,719 |
| 5 | One night | 1973 | 60,893 | 50,068 | 69,200 | 82,287 | 93,043 | 100,901 | 456,392 |
| 6 | | 1974 | 48,290 | 45,662 | 57,167 | 68,152 | 80,157 | 111,592 | 411,020 |
| 7 | Two or more nights | 1973 | 246,707 | 201,625 | 402,784 | 453,278 | 338,220 | 416,575 | 2,109,189 |
| 8 | | 1974 | 177,611 | 143,426 | 253,154 | 309,140 | 326,161 | 429,421 | 1,638,913 |
| 9 | Bus | 1973 | 98,651 | 98,988 | 109,473 | 122,802 | 126,691 | 169,397 | 726,002 |
| 10 | | 1974 | 98,385 | 95,732 | 122,834 | 137,322 | 146,632 | 169,686 | 770,591 |
| 11 | Same day | 1973 | 62,994 | 64,237 | 66,184 | 72,720 | 84,598 | 122,689 | 473,422 |
| 12 | | 1974 | 60,370 | 63,159 | 66,620 | 73,479 | 95,784 | 122,851 | 482,263 |
| 13 | One or more nights | 1973 | 35,657 | 34,751 | 43,289 | 50,082 | 42,093 | 46,708 | 252,580 |
| 14 | | 1974 | 38,015 | 32,573 | 56,214 | 63,843 | 46,835 | 46,835 | 288,328 |
| 15 | Rail | 1973 | 1,573 | 1,087 | 1,597 | 2,488 | 1,125 | 981 | 8,851 |
| 16 | | 1974 | 2,166 | 2,225 | 2,948 | 3,713 | 2,994 | 2,496 | 16,542 |
| 17 | Other methods | 1973 | 26,272 | 21,982 | 38,665 | 42,574 | 50,298 | 62,862 | 242,653 |
| 18 | | 1974 | 23,657 | 18,029 | 27,737 | 37,241 | 43,776 | 58,533 | 208,973 |
| 19 | Total land | 1973 | 1,750,418 | 1,639,405 | 2,168,940 | 2,448,393 | 2,486,388 | 2,693,027 | 13,186,571 |
| 20 | | 1974 | 1,560,878 | 1,466,183 | 1,908,625 | 2,155,568 | 2,298,271 | 2,776,298 | 12,165,758 |
| <u>Air</u> | | | | | | | | | |
| 21 | Commercial | 1973 | 135,152 | 111,816 | 157,532 | 130,105 | 97,790 | 82,500 | 714,895 |
| 22 | | 1974 | 160,640 | 134,632 | 214,635 | 150,791 | 113,932 | 95,960 | 870,590 |
| 23 | Private | 1973 | 3,709 | 3,701 | 4,284 | 5,040 | 5,148 | 5,425 | 27,307 |
| 24 | | 1974 | 3,850 | 3,947 | 4,830 | 6,447 | 5,982 | 6,078 | 31,134 |
| 25 | Total air | 1973 | 138,861 | 115,517 | 161,816 | 135,145 | 102,938 | 87,925 | 742,202 |
| 26 | | 1974 | 164,490 | 138,579 | 219,465 | 157,238 | 119,914 | 102,038 | 901,724 |
| <u>Marine</u> | | | | | | | | | |
| 27 | Commercial | 1973 | 19 | 68 | 60 | 364 | 2,308 | 22,385 | 25,204 |
| 28 | | 1974 | - | 2 | - | 3 | 679 | 35,432 | 36,116 |
| 29 | Private | 1973 | 11 | 18 | 46 | 320 | 1,200 | 2,986 | 4,581 |
| 30 | | 1974 | 109 | 86 | 159 | 440 | 1,453 | 3,966 | 6,213 |
| 31 | Total marine | 1973 | 30 | 86 | 106 | 684 | 3,508 | 25,371 | 29,785 |
| 32 | | 1974 | 109 | 88 | 159 | 443 | 2,132 | 39,398 | 42,329 |
| 33 | Total | 1973 | 1,889,309 | 1,755,008 | 2,330,862 | 2,584,222 | 2,592,834 | 2,806,323 | 13,958,558 |
| 34 | | 1974 | 1,725,477 | 1,604,850 | 2,128,249 | 2,313,249 | 2,420,252 | 2,917,734 | 13,109,811 |
| Returning from countries other than the United States(2) | | | | | | | | | |
| <u>Land (via the U.S.A.)</u> | | | | | | | | | |
| 35 | | 1973 | 1,728 | 1,360 | 3,342 | 2,086 | 1,472 | 2,339 | 12,327 |
| 36 | | 1974 | 2,096 | 1,473 | 4,131 | 5,221 | 1,051 | 1,851 | 15,823 |
| <u>Air</u> | | | | | | | | | |
| 37 | Returning direct | 1973 | 109,476 | 80,715 | 135,769 | 95,067 | 85,762 | 86,703 | 593,492 |
| 38 | | 1974 | 122,247 | 90,016 | 160,882 | 89,925 | 80,800 | 85,247 | 629,117 |
| 39 | Returning via the U.S.A. | 1973 | 12,233 | 9,815 | 14,606 | 8,709 | 6,380 | 4,906 | 56,649 |
| 40 | | 1974 | 19,477 | 14,839 | 24,371 | 20,432 | 7,576 | 5,759 | 92,454 |
| 41 | Total air | 1973 | 121,709 | 90,530 | 150,375 | 103,776 | 92,142 | 91,609 | 650,141 |
| 42 | | 1974 | 141,724 | 104,855 | 185,253 | 110,357 | 88,376 | 91,006 | 721,571 |
| <u>Marine</u> | | | | | | | | | |
| 43 | Returning direct | 1973 | 343 | 259 | 293 | 737 | 1,496 | 1,058 | 4,186 |
| 44 | | 1974 | 54 | 20 | 97 | 540 | 1,104 | 1,476 | 3,291 |
| 45 | Returning via the U.S.A. | 1973 | 132 | 225 | 502 | 16 | 200 | 64 | 1,139 |
| 46 | | 1974 | 476 | 742 | 357 | 3 | 881 | 920 | 3,379 |
| 47 | Total marine | 1973 | 475 | 484 | 795 | 753 | 1,696 | 1,122 | 5,325 |
| 48 | | 1974 | 530 | 762 | 454 | 543 | 1,985 | 2,396 | 6,670 |
| 49 | Total | 1973 | 123,912 | 92,374 | 154,512 | 106,615 | 95,310 | 95,070 | 667,793 |
| 50 | | 1974 | 144,350 | 107,090 | 189,838 | 116,121 | 91,412 | 95,253 | 744,064 |
| 51 | Grand total | 1973 | 2,013,221 | 1,847,382 | 2,485,374 | 2,690,837 | 2,688,144 | 2,901,393 | 14,626,351 |
| 52 | | 1974 | 1,869,827 | 1,711,940 | 2,318,087 | 2,429,370 | 2,511,664 | 3,012,987 | 13,853,875 |

(1) Continental United States and Alaska.

(2) Includes Hawaii, Puerto Rico, Philippines and other U.S. protectorates.

TABLEAU 3C. Voyageurs résidents revenant au Canada, selon le moyen de transport

| J | A | S | O | N | D | Year - Année | Moyen de transport | R ^o |
|---|-----------|-----------|-----------|-----------|-----------|--------------------|---------------------------------|----------------|
| Rentrée des États-Unis(1) | | | | | | | | |
| <u>Par terre</u> | | | | | | | | |
| 3,702,371 | 3,461,175 | 2,439,516 | 2,173,991 | 1,685,808 | 1,583,726 | 27,255,652 | 1973 Automobile | 1 |
| 3,516,047 | 3,564,293 | 2,413,862 | | | | | 1974 | 2 |
| 2,461,203 | 2,265,249 | 1,782,708 | 1,651,881 | 1,369,226 | 1,340,894 | 20,514,645 | 1973 Même jour | 3 |
| 2,332,860 | 2,341,356 | 1,759,585 | | | | | 1974 | 4 |
| 184,555 | 177,833 | 110,834 | 88,428 | 66,452 | 52,498 | 1,136,992 | 1973 Une nuit | 5 |
| 162,595 | 168,668 | 108,407 | | | | | 1974 | 6 |
| 1,056,613 | 1,018,093 | 545,974 | 433,682 | 250,130 | 190,334 | 5,604,015 | 1973 Deux nuits ou plus | 7 |
| 1,020,592 | 1,054,269 | 545,870 | | | | | 1974 | 8 |
| 134,570 | 139,675 | 107,297 | 119,132 | 98,317 | 85,096 | 1,410,089 | 1973 Autocar | 9 |
| 133,252 | 145,445 | 110,408 | | | | | 1974 | 10 |
| 79,594 | 81,061 | 67,871 | 74,629 | 67,081 | 57,700 | 901,358 | 1973 Même jour | 11 |
| 72,909 | 82,180 | 69,431 | | | | | 1974 | 12 |
| 54,976 | 58,614 | 39,426 | 44,503 | 31,236 | 27,396 | 508,731 | 1973 Une nuit ou plus | 13 |
| 60,343 | 63,265 | 40,977 | | | | | 1974 | 14 |
| 2,423 | 1,265 | 1,056 | 1,725 | 1,708 | 2,367 | 19,395 | 1973 Chemin de fer | 15 |
| 4,046 | 4,993 | 2,680 | | | | | 1974 | 16 |
| 77,635 | 72,413 | 51,711 | 36,836 | 26,061 | 23,775 | 531,084 | 1973 Autres moyens | 17 |
| 68,936 | 72,046 | 43,047 | | | | | 1974 | 18 |
| 3,916,999 | 3,674,528 | 2,599,580 | 2,331,684 | 1,811,894 | 1,694,964 | 29,216,220 | 1973 Total, par terre | 19 |
| 3,722,281 | 3,786,777 | 2,569,997 | | | | | 1974 | 20 |
| <u>Par air</u> | | | | | | | | |
| 87,557 | 95,819 | 87,412 | 99,676 | 102,678 | 106,210 | 1,294,247 | 1973 Commercial | 21 |
| 95,872 | 110,203 | 97,921 | | | | | 1974 | 22 |
| 5,484 | 5,924 | 4,883 | 4,607 | 3,668 | 3,100 | 54,973 | 1973 Privé | 23 |
| 6,294 | 6,460 | 5,639 | | | | | 1974 | 24 |
| 93,041 | 101,743 | 92,295 | 104,283 | 106,346 | 109,310 | 1,349,220 | 1973 Total, par air | 25 |
| 102,166 | 116,663 | 103,560 | | | | | 1974 | 26 |
| <u>Par mer</u> | | | | | | | | |
| 61,724 | 61,208 | 14,690 | 283 | - | - | 163,109 | 1973 Commercial | 27 |
| 59,932 | 65,742 | 13,967 | | | | | 1974 | 28 |
| 9,061 | 8,703 | 3,728 | 815 | 169 | 205 | 27,262 | 1973 Privé | 29 |
| 10,172 | 10,648 | 3,645 | | | | | 1974 | 30 |
| 70,785 | 69,911 | 18,418 | 1,098 | 169 | 205 | 190,371 | 1973 Total, par mer | 31 |
| 70,104 | 76,390 | 17,612 | | | | | 1974 | 32 |
| 4,080,825 | 3,846,182 | 2,710,293 | 2,437,065 | 1,918,409 | 1,804,479 | 30,755,811 | 1973 Total | 33 |
| 3,894,551 | 3,979,830 | 2,691,169 | | | | | 1974 | 34 |
| Rentrée des pays autres que les États-Unis(2) | | | | | | | | |
| <u>Par terre (via les É.-U.)</u> | | | | | | | | |
| 1,927 | 2,068 | 4,445 | 1,336 | 1,489 | 505 | 24,097 | 1973 | 35 |
| 1,906 | 2,418 | 1,774 | | | | | 1974 | 36 |
| <u>Par air</u> | | | | | | | | |
| 111,851 | 176,761 | 125,817 | 87,607 | 55,988 | 59,172 | 1,210,688 | 1973 Rentrée directe | 37 |
| 106,868 | 169,677 | 125,785 | | | | | 1974 | 38 |
| 6,353 | 12,844 | 10,085 | 7,603 | 8,526 | 8,304 | 110,364 | 1973 Rentrée via les É.-U. | 39 |
| 6,577 | 12,588 | 8,294 | | | | | 1974 | 40 |
| 118,204 | 189,605 | 135,902 | 95,210 | 64,514 | 67,476 | 1,321,052 | 1973 Total, par air | 41 |
| 113,445 | 182,265 | 134,079 | | | | | 1974 | 42 |
| <u>Par mer</u> | | | | | | | | |
| 3,912 | 3,591 | 1,345 | 424 | 447 | 41 | 13,946 | 1973 Rentrée directe | 43 |
| 5,375 | 7,946 | 2,313 | | | | | 1974 | 44 |
| 3 | 3 | 7 | - | - | - | 1,152 | 1973 Rentrée via les É.-U. | 45 |
| 29 | 1 | - | | | | | 1974 | 46 |
| 3,915 | 3,594 | 1,352 | 424 | 447 | 41 | 15,098 | 1973 Total, par mer | 47 |
| 5,404 | 7,947 | 2,313 | | | | | 1974 | 48 |
| 124,046 | 195,267 | 141,699 | 96,970 | 66,450 | 68,022 | 1,360,247 | 1973 Total | 49 |
| 120,755 | 192,630 | 138,166 | | | | | 1974 | 50 |
| 4,204,871 | 4,041,449 | 2,851,992 | 2,534,035 | 1,984,859 | 1,872,501 | 32,116,058 | 1973 Total global | 51 |
| 4,015,306 | 4,172,460 | 2,829,335 | | | | | 1974 | 52 |

(1) États-Unis continentaux et Alaska.

(2) Comprend Hawaii, Porto Rico, Philippines et les autres protections des États-Unis.

TABLE 3D. Number of Vehicles Travelling Between Canada and the United States

| No. | Type of vehicle | | J | F | M | A | M | J | Six months - Six mois |
|------------------------|--------------------------------|------|-----------|-----------|-----------|-----------|-----------|-----------|-----------------------------|
| United States vehicles | | | | | | | | | |
| <u>Automobile</u> | | | | | | | | | |
| 1 | Same day | 1973 | 499,659 | 468,968 | 556,032 | 634,977 | 715,728 | 885,187 | 3,760,551 |
| 2 | | 1974 | 469,853 | 461,927 | 541,028 | 598,137 | 713,706 | 831,138 | 3,615,789 |
| 3 | One night | 1973 | 28,607 | 28,723 | 39,138 | 44,960 | 59,035 | 101,239 | 301,702 |
| 4 | | 1974 | 23,553 | 24,189 | 31,637 | 39,465 | 58,236 | 93,153 | 270,233 |
| 5 | Two or more nights | 1973 | 65,460 | 75,964 | 105,184 | 141,538 | 249,784 | 412,205 | 1,050,135 |
| 6 | | 1974 | 61,510 | 73,849 | 92,888 | 130,018 | 217,438 | 378,811 | 954,514 |
| 7 | Total | 1973 | 593,726 | 573,655 | 700,354 | 821,475 | 1,024,547 | 1,398,631 | 5,112,388 |
| 8 | | 1974 | 554,916 | 559,965 | 665,553 | 767,620 | 989,380 | 1,393,102 | 4,840,536 |
| 9 | Trucks used commercially | 1973 | 68,613 | 65,804 | 74,751 | 69,480 | 79,288 | 76,610 | 434,546 |
| 10 | | 1974 | 73,443 | 70,230 | 80,505 | 78,093 | 79,802 | 78,830 | 460,903 |
| 11 | Other vehicles | 1973 | 243 | 557 | 1,624 | 5,226 | 7,828 | 15,874 | 31,352 |
| 12 | | 1974 | 264 | 609 | 1,057 | 4,360 | 8,076 | 15,330 | 29,696 |
| 13 | Total | 1973 | 662,582 | 640,016 | 776,729 | 896,181 | 1,111,663 | 1,491,115 | 5,578,286 |
| 14 | | 1974 | 628,623 | 630,804 | 747,115 | 850,073 | 1,077,258 | 1,397,262 | 5,331,135 |
| Canadian vehicles | | | | | | | | | |
| <u>Automobile</u> | | | | | | | | | |
| 15 | Same day | 1973 | 624,460 | 603,313 | 716,576 | 779,780 | 822,046 | 849,030 | 4,395,205 |
| 16 | | 1974 | 593,900 | 563,035 | 676,622 | 736,557 | 781,480 | 869,616 | 4,221,210 |
| 17 | One night | 1973 | 27,768 | 23,299 | 31,109 | 35,793 | 40,861 | 43,837 | 202,667 |
| 18 | | 1974 | 23,055 | 21,649 | 27,225 | 31,811 | 36,769 | 49,658 | 190,167 |
| 19 | Two or more nights | 1973 | 90,643 | 77,477 | 142,528 | 165,114 | 144,390 | 152,595 | 772,747 |
| 20 | | 1974 | 65,783 | 56,895 | 92,252 | 117,410 | 124,267 | 157,095 | 613,702 |
| 21 | Total | 1973 | 742,871 | 704,089 | 890,213 | 980,687 | 1,007,297 | 1,045,462 | 5,370,619 |
| 22 | | 1974 | 682,738 | 641,579 | 796,099 | 885,778 | 942,516 | 1,076,369 | 5,025,079 |
| 23 | Trucks used commercially | 1973 | 100,868 | 95,282 | 101,197 | 88,703 | 101,211 | 102,461 | 589,722 |
| 24 | | 1974 | 101,713 | 93,968 | 99,731 | 91,699 | 93,540 | 90,894 | 571,545 |
| 25 | Other vehicles | 1973 | 608 | 1,115 | 3,618 | 8,722 | 11,717 | 17,030 | 42,810 |
| 26 | | 1974 | 589 | 981 | 1,688 | 6,304 | 10,552 | 17,693 | 37,807 |
| 27 | Total | 1973 | 844,347 | 800,486 | 995,028 | 1,078,112 | 1,120,225 | 1,164,953 | 6,003,151 |
| 28 | | 1974 | 785,040 | 736,528 | 897,518 | 983,781 | 1,046,608 | 1,184,956 | 5,634,431 |
| Total vehicles | | | | | | | | | |
| <u>Automobile</u> | | | | | | | | | |
| 29 | Same day | 1973 | 1,124,119 | 1,072,281 | 1,272,608 | 1,414,757 | 1,537,774 | 1,734,217 | 8,155,756 |
| 30 | | 1974 | 1,063,753 | 1,024,962 | 1,217,650 | 1,334,694 | 1,495,186 | 1,700,754 | 7,836,999 |
| 31 | One night | 1973 | 56,375 | 52,022 | 70,247 | 80,753 | 99,896 | 145,076 | 504,369 |
| 32 | | 1974 | 46,608 | 45,838 | 58,862 | 71,276 | 95,005 | 142,811 | 460,400 |
| 33 | Two or more nights | 1973 | 156,103 | 153,441 | 247,712 | 306,652 | 394,174 | 564,800 | 1,822,882 |
| 34 | | 1974 | 127,293 | 130,744 | 185,140 | 247,428 | 341,705 | 535,906 | 1,568,216 |
| 35 | Total | 1973 | 1,336,597 | 1,277,744 | 1,590,567 | 1,802,162 | 2,031,844 | 2,444,093 | 10,483,007 |
| 36 | | 1974 | 1,237,654 | 1,201,544 | 1,461,652 | 1,653,398 | 1,931,896 | 2,379,471 | 9,865,615 |
| 37 | Trucks used commercially | 1973 | 169,481 | 161,086 | 175,948 | 158,183 | 180,499 | 179,071 | 1,024,268 |
| 38 | | 1974 | 175,156 | 164,198 | 180,236 | 169,792 | 173,342 | 169,724 | 1,032,448 |
| 39 | Other vehicles | 1973 | 851 | 1,672 | 5,242 | 13,948 | 19,545 | 32,904 | 74,162 |
| 40 | | 1974 | 853 | 1,590 | 2,745 | 10,664 | 18,628 | 33,023 | 67,503 |
| 41 | Total | 1973 | 1,506,929 | 1,440,502 | 1,771,757 | 1,974,293 | 2,231,888 | 2,656,068 | 11,581,437 |
| 42 | | 1974 | 1,413,663 | 1,367,332 | 1,644,633 | 1,833,854 | 2,123,866 | 2,582,218 | 10,965,566 |

TABLEAU 3D. Nombre de véhicules voyageant entre le Canada et les États-Unis

| J | A | S | O | N | D | Year - Année | Genre de véhicule | N ^o |
|--------------------------|-----------|-----------|-----------|-----------|-----------|--------------------|--------------------------------|----------------|
| Véhicules des États-Unis | | | | | | | | |
| | | | | | | | <u>Automobile</u> | |
| 1,187,724 | 1,151,700 | 787,533 | 630,728 | 542,597 | 514,206 | 8,575,039 | 1973 Même jour | 1 |
| 1,093,364 | 1,110,119 | 708,961 | | | | | 1974 | 2 |
| 155,968 | 162,357 | 92,094 | 63,219 | 38,545 | 32,581 | 846,466 | 1973 Une nuit | 3 |
| 148,872 | 157,167 | 81,835 | | | | | 1974 | 4 |
| 661,803 | 689,678 | 350,202 | 223,811 | 121,812 | 104,230 | 3,201,671 | 1973 Deux nuits ou plus | 5 |
| 605,925 | 691,038 | 294,820 | | | | | 1974 | 6 |
| 2,005,495 | 2,003,735 | 1,229,829 | 917,758 | 702,954 | 651,017 | 12,623,176 | 1973 Total | 7 |
| 1,848,161 | 1,958,324 | 1,085,616 | | | | | 1974 | 8 |
| 70,392 | 75,594 | 74,466 | 87,016 | 81,953 | 63,967 | 887,934 | 1973 Camions commerciaux | 9 |
| 75,134 | 74,051 | 75,029 | | | | | 1974 | 10 |
| 23,176 | 21,342 | 9,164 | 3,145 | 712 | 239 | 89,130 | 1973 Autres véhicules | 11 |
| 23,983 | 20,604 | 7,439 | | | | | 1974 | 12 |
| 2,099,063 | 2,100,671 | 1,313,459 | 1,007,919 | 785,619 | 715,223 | 13,600,240 | 1973 Total | 13 |
| 1,947,278 | 2,052,979 | 1,168,084 | | | | | 1974 | 14 |
| Véhicules du Canada | | | | | | | | |
| | | | | | | | <u>Automobile</u> | |
| 972,181 | 923,617 | 781,116 | 762,489 | 660,346 | 633,340 | 9,128,294 | 1973 Même jour | 15 |
| 944,908 | 943,712 | 782,981 | | | | | 1974 | 16 |
| 73,988 | 72,085 | 47,796 | 38,637 | 30,025 | 24,819 | 490,017 | 1973 Une nuit | 17 |
| 68,256 | 70,212 | 46,465 | | | | | 1974 | 18 |
| 337,304 | 327,929 | 195,658 | 160,116 | 97,327 | 73,225 | 1,964,306 | 1973 Deux nuits ou plus | 19 |
| 331,645 | 342,518 | 200,341 | | | | | 1974 | 20 |
| 1,383,473 | 1,323,631 | 1,024,570 | 961,242 | 787,698 | 731,384 | 11,582,617 | 1973 Total | 21 |
| 1,344,809 | 1,356,442 | 1,029,787 | | | | | 1974 | 22 |
| 95,002 | 103,809 | 96,033 | 110,008 | 105,350 | 83,321 | 1,183,245 | 1973 Camions commerciaux | 23 |
| 87,871 | 92,489 | 89,568 | | | | | 1974 | 24 |
| 21,216 | 18,405 | 10,063 | 4,913 | 1,334 | 644 | 99,385 | 1973 Autres véhicules | 25 |
| 20,070 | 18,550 | 9,263 | | | | | 1974 | 26 |
| 1,499,691 | 1,445,845 | 1,130,666 | 1,076,163 | 894,382 | 815,349 | 12,865,247 | 1973 Total | 27 |
| 1,452,750 | 1,467,481 | 1,128,618 | | | | | 1974 | 28 |
| Total, véhicules | | | | | | | | |
| | | | | | | | <u>Automobile</u> | |
| 2,159,905 | 2,075,317 | 1,568,649 | 1,393,217 | 1,202,943 | 1,147,546 | 17,703,333 | 1973 Même jour | 29 |
| 2,038,272 | 2,053,831 | 1,491,942 | | | | | 1974 | 30 |
| 229,956 | 234,442 | 139,890 | 101,856 | 68,570 | 57,400 | 1,336,483 | 1973 Une nuit | 31 |
| 217,128 | 227,379 | 128,300 | | | | | 1974 | 32 |
| 999,107 | 1,017,607 | 545,860 | 383,927 | 219,139 | 177,455 | 5,165,977 | 1973 Deux nuits ou plus | 33 |
| 937,570 | 1,033,556 | 495,161 | | | | | 1974 | 34 |
| 3,388,968 | 3,327,366 | 2,254,399 | 1,879,000 | 1,490,652 | 1,382,401 | 24,205,793 | 1973 Total | 35 |
| 3,192,970 | 3,314,766 | 2,115,403 | | | | | 1974 | 36 |
| 165,394 | 179,403 | 170,499 | 197,024 | 187,303 | 147,288 | 2,071,179 | 1973 Camions commerciaux | 37 |
| 163,005 | 166,540 | 164,597 | | | | | 1974 | 38 |
| 44,392 | 39,747 | 19,227 | 8,058 | 2,046 | 883 | 188,515 | 1973 Autres véhicules | 39 |
| 44,053 | 39,154 | 16,702 | | | | | 1974 | 40 |
| 3,598,754 | 3,546,516 | 2,444,125 | 2,084,082 | 1,680,001 | 1,530,572 | 26,465,487 | 1973 Total | 41 |
| 3,400,028 | 3,520,460 | 2,296,702 | | | | | 1974 | 42 |

SECTION 2

PROVINCIAL DETAIL

DÉTAILS PAR PROVINCE

TABLE 4A. Non-resident Travellers Entering Canada by Type of Transportation

| No. | Type of transportation | J | F | M | A | M | J | Six months — Six mois |
|---|-----------------------------------|-------|-------|-------|-------|-------|-------|-----------------------------|
| Residents of the United States | | | | | | | | |
| <u>Land</u> | | | | | | | | |
| 1 | Automobile 1973 | — | — | — | — | — | — | — |
| 2 | 1974 | — | — | — | — | — | — | — |
| 3 | Same day 1973 | — | — | — | — | — | — | — |
| 4 | 1974 | — | — | — | — | — | — | — |
| 5 | One night 1973 | — | — | — | — | — | — | — |
| 6 | 1974 | — | — | — | — | — | — | — |
| 7 | Two or more nights 1973 | — | — | — | — | — | — | — |
| 8 | 1974 | — | — | — | — | — | — | — |
| 9 | Bus 1973 | — | — | — | — | — | — | — |
| 10 | 1974 | — | — | — | — | — | — | — |
| 11 | Same day 1973 | — | — | — | — | — | — | — |
| 12 | 1974 | — | — | — | — | — | — | — |
| 13 | One or more nights 1973 | — | — | — | — | — | — | — |
| 14 | 1974 | — | — | — | — | — | — | — |
| 15 | Rail 1973 | — | — | — | — | — | — | — |
| 16 | 1974 | — | — | — | — | — | — | — |
| 17 | Other Methods 1973 | — | — | — | — | — | — | — |
| 18 | 1974 | — | — | — | — | — | — | — |
| 19 | Total land 1973 | — | — | — | — | — | — | — |
| 20 | 1974 | — | — | — | — | — | — | — |
| <u>Air</u> | | | | | | | | |
| 21 | Commercial 1973 | 780 | 20 | 1,210 | 449 | 317 | 490 | 3,266 |
| 22 | 1974 | 486 | 441 | 618 | 775 | 487 | 921 | 3,728 |
| 23 | Private 1973 | 258 | 119 | 196 | 257 | 405 | 399 | 1,634 |
| 24 | 1974 | 105 | 189 | 33 | 128 | 64 | 125 | 644 |
| 25 | Total air 1973 | 1,038 | 139 | 1,406 | 706 | 722 | 889 | 4,900 |
| 26 | 1974 | 591 | 630 | 651 | 903 | 551 | 1,046 | 4,372 |
| <u>Marine</u> | | | | | | | | |
| 27 | Commercial 1973 | — | 1 | — | 12 | 12 | 30 | 55 |
| 28 | 1974 | — | — | 5 | — | 12 | 31 | 48 |
| 29 | Private 1973 | — | — | — | — | — | 4 | 4 |
| 30 | 1974 | — | — | — | — | — | 4 | 4 |
| 31 | Total marine 1973 | — | 1 | — | 12 | 12 | 34 | 59 |
| 32 | 1974 | — | — | 5 | — | 12 | 35 | 52 |
| 33 | Total 1973 | 1,038 | 140 | 1,406 | 718 | 734 | 923 | 4,959 |
| 34 | 1974 | 591 | 630 | 656 | 903 | 563 | 1,081 | 4,424 |
| Residents of countries other than the United States | | | | | | | | |
| <u>Land (via the U.S.A.)</u> | | | | | | | | |
| 35 | Same day 1973 | — | — | — | — | — | — | — |
| 36 | 1974 | — | — | — | — | — | — | — |
| 37 | One or more nights 1973 | — | — | — | — | — | — | — |
| 38 | 1974 | — | — | — | — | — | — | — |
| 39 | Total land 1973 | — | — | — | — | — | — | — |
| 40 | 1974 | — | — | — | — | — | — | — |
| <u>Air</u> | | | | | | | | |
| 41 | Entering direct 1973 | 328 | 660 | 972 | 456 | 679 | 1,299 | 4,394 |
| 42 | 1974 | 873 | 325 | 362 | 358 | 690 | 1,244 | 3,852 |
| 43 | Entering via the U.S.A. 1973 | 3 | 1 | 21 | 51 | 83 | 67 | 226 |
| 44 | 1974 | 45 | 23 | 2 | 23 | 13 | 29 | 135 |
| 45 | Total air 1973 | 331 | 661 | 993 | 507 | 762 | 1,366 | 4,620 |
| 46 | 1974 | 918 | 348 | 364 | 381 | 703 | 1,273 | 3,987 |
| <u>Marine</u> | | | | | | | | |
| 47 | Entering direct 1973 | 39 | 51 | 23 | 78 | 58 | 194 | 443 |
| 48 | 1974 | 13 | 35 | 57 | 65 | 86 | 188 | 444 |
| 49 | Entering via the U.S.A. 1973 | — | — | — | — | — | — | — |
| 50 | 1974 | — | — | — | — | — | — | — |
| 51 | Total marine 1973 | 39 | 51 | 23 | 78 | 58 | 194 | 443 |
| 52 | 1974 | 13 | 35 | 57 | 65 | 86 | 188 | 444 |
| 53 | Total 1973 | 370 | 712 | 1,016 | 585 | 820 | 1,560 | 5,063 |
| 54 | 1974 | 931 | 383 | 421 | 446 | 789 | 1,461 | 4,431 |
| 55 | Grand total 1973 | 1,408 | 852 | 2,422 | 1,303 | 1,554 | 2,483 | 10,022 |
| 56 | 1974 | 1,522 | 1,013 | 1,077 | 1,349 | 1,352 | 2,542 | 8,855 |

TABEAU 4A. Voyageurs non résidents entrant au Canada, selon le moyen de transport

| J | A | S | O | N | D | Year - Année | Moyen de transport | N° |
|--|-------|-------|-------|-------|-------|--------------------|----------------------------------|----|
| Résidents des États-Unis | | | | | | | | |
| | | | | | | | <u>Par terre</u> | |
| - | - | - | - | - | - | - | 1973 Automobile | 1 |
| - | - | - | - | - | - | - | 1974 | 2 |
| - | - | - | - | - | - | - | 1973 Même jour | 3 |
| - | - | - | - | - | - | - | 1974 | 4 |
| - | - | - | - | - | - | - | 1973 Une nuit | 5 |
| - | - | - | - | - | - | - | 1974 | 6 |
| - | - | - | - | - | - | - | 1973 Deux nuits ou plus | 7 |
| - | - | - | - | - | - | - | 1974 | 8 |
| - | - | - | - | - | - | - | 1973 Autocar | 9 |
| - | - | - | - | - | - | - | 1974 | 10 |
| - | - | - | - | - | - | - | 1973 Même jour | 11 |
| - | - | - | - | - | - | - | 1974 | 12 |
| - | - | - | - | - | - | - | 1973 Une nuit ou plus | 13 |
| - | - | - | - | - | - | - | 1974 | 14 |
| - | - | - | - | - | - | - | 1973 Chemin de fer | 15 |
| - | - | - | - | - | - | - | 1974 | 16 |
| - | - | - | - | - | - | - | 1973 Autres moyens | 17 |
| - | - | - | - | - | - | - | 1974 | 18 |
| - | - | - | - | - | - | - | 1973 Total, par terre | 19 |
| - | - | - | - | - | - | - | 1974 | 20 |
| | | | | | | | <u>Par air</u> | |
| 1,080 | 1,250 | 679 | 503 | 435 | 528 | 7,741 | 1973 Commercial | 21 |
| 717 | 864 | 630 | | | | | 1974 | 22 |
| 440 | 328 | 307 | 761 | 213 | 249 | 3,932 | 1973 Privé | 23 |
| 145 | 102 | 61 | | | | | 1974 | 24 |
| 1,520 | 1,578 | 986 | 1,264 | 648 | 777 | 11,673 | 1973 Total, par air | 25 |
| 862 | 966 | 691 | | | | | 1974 | 26 |
| | | | | | | | <u>Par mer</u> | |
| 98 | 147 | 30 | 5 | 3 | 3 | 341 | 1973 Commercial | 27 |
| 115 | 155 | 46 | | | | | 1974 | 28 |
| 20 | - | 5 | - | - | - | 29 | 1973 Privé | 29 |
| 19 | 6 | - | | | | | 1974 | 30 |
| 118 | 147 | 35 | 5 | 3 | 3 | 370 | 1973 Total, par mer | 31 |
| 134 | 161 | 46 | | | | | 1974 | 32 |
| 1,638 | 1,725 | 1,021 | 1,269 | 651 | 780 | 12,043 | 1973 Total | 33 |
| 996 | 1,127 | 737 | | | | | 1974 | 34 |
| Résidents des pays autres que les États-Unis | | | | | | | | |
| | | | | | | | <u>Par terre (via les É.-U.)</u> | |
| - | - | - | - | - | - | - | 1973 Même jour | 35 |
| - | - | - | - | - | - | - | 1974 | 36 |
| - | - | - | - | - | - | - | 1973 Une nuit ou plus | 37 |
| - | - | - | - | - | - | - | 1974 | 38 |
| - | - | - | - | - | - | - | 1973 Total, par terre | 39 |
| - | - | - | - | - | - | - | 1974 | 40 |
| | | | | | | | <u>Par air</u> | |
| 1,038 | 1,228 | 744 | 734 | 300 | 515 | 8,953 | 1973 Entrée directe | 41 |
| 1,003 | 1,100 | 792 | | | | | 1974 | 42 |
| 101 | 35 | 26 | 26 | 45 | 7 | 466 | 1973 Entrée via les É.-U. | 43 |
| 64 | 19 | 6 | | | | | 1974 | 44 |
| 1,139 | 1,263 | 770 | 760 | 345 | 522 | 9,419 | 1973 Total, par air | 45 |
| 1,067 | 1,119 | 798 | | | | | 1974 | 46 |
| | | | | | | | <u>Par mer</u> | |
| 401 | 373 | 462 | 63 | 50 | 26 | 1,818 | 1973 Entrée directe | 47 |
| 371 | 764 | 574 | | | | | 1974 | 48 |
| - | - | - | - | - | - | - | 1973 Entrée via les É.-U. | 49 |
| - | - | - | - | - | - | - | 1974 | 50 |
| 401 | 373 | 462 | 63 | 50 | 26 | 1,818 | 1973 Total, par mer | 51 |
| 371 | 764 | 574 | | | | | 1974 | 52 |
| 1,540 | 1,636 | 1,232 | 823 | 395 | 568 | 11,237 | 1973 Total | 53 |
| 1,438 | 1,883 | 1,372 | | | | | 1974 | 54 |
| 3,178 | 3,361 | 2,253 | 2,092 | 1,046 | 1,328 | 23,280 | 1973 Total global | 55 |
| 2,434 | 3,010 | 2,109 | | | | | 1974 | 56 |

TABLE 4B. Non-Resident Travellers Entering Canada by Country of Residence(1) - Continued

| No. | Country of residence | J | F | M | A | M | J | Six months - Six mois |
|-------------------------|---------------------------------------|-----|-----|-----|-----|-----|-------|-----------------------------|
| <u>Europe</u> | | | | | | | | |
| 1 | Austria 1973 | - | - | - | - | - | 11 | 11 |
| 2 | 1974 | 3 | 2 | 1 | - | - | - | 6 |
| 3 | Azores 1973 | - | - | - | - | - | - | - |
| 4 | 1974 | - | - | - | - | - | - | - |
| 5 | Belgium 1973 | - | 2 | 2 | - | 4 | 7 | 15 |
| 6 | 1974 | 3 | - | 1 | 10 | 5 | 4 | 23 |
| 7 | Bulgaria 1973 | - | - | - | - | - | - | - |
| 8 | 1974 | - | - | - | - | - | - | - |
| 9 | Czechoslovakia 1973 | - | - | 25 | - | - | - | 25 |
| 10 | 1974 | 1 | - | - | - | 2 | - | 3 |
| 11 | Denmark 1973 | 2 | 7 | - | 2 | 3 | 13 | 27 |
| 12 | 1974 | 8 | 2 | 1 | 16 | 17 | 13 | 57 |
| 13 | Finland 1973 | - | - | - | 10 | - | 1 | 11 |
| 14 | 1974 | 2 | 5 | 2 | - | 1 | - | 10 |
| 15 | France 1973 | 8 | 52 | 25 | 92 | 77 | 269 | 524 |
| 16 | 1974 | 49 | 32 | 87 | 85 | 105 | 224 | 582 |
| 17 | Germany (Federal Republic) 1973 | 10 | 13 | 13 | 18 | 269 | 47 | 370 |
| 18 | 1974 | 19 | 25 | 8 | 7 | 27 | 47 | 133 |
| 19 | Greece 1973 | 4 | 3 | 21 | 5 | 2 | 3 | 38 |
| 20 | 1974 | 7 | 1 | - | - | 5 | 7 | 20 |
| 21 | Hungary 1973 | - | - | - | - | - | - | - |
| 22 | 1974 | - | - | - | 2 | - | - | 2 |
| 23 | Ireland (Republic) 1973 | 26 | - | - | 2 | 1 | 20 | 60 |
| 24 | 1974 | 3 | - | - | 4 | 2 | 15 | 24 |
| 25 | Italy 1973 | 1 | 2 | 1 | 4 | 19 | 1 | 28 |
| 26 | 1974 | 26 | 17 | 2 | 18 | 4 | 15 | 82 |
| 27 | Malta 1973 | - | - | - | - | - | - | - |
| 28 | 1974 | - | - | - | - | - | - | - |
| 29 | Netherlands, The 1973 | 9 | 9 | 16 | 23 | 28 | 51 | 136 |
| 30 | 1974 | 4 | 5 | 11 | 7 | 14 | 176 | 217 |
| 31 | Norway 1973 | 10 | 4 | 14 | 12 | 12 | 20 | 72 |
| 32 | 1974 | 1 | 8 | 7 | 7 | 11 | 29 | 63 |
| 33 | Poland 1973 | - | - | 353 | - | 3 | - | 356 |
| 34 | 1974 | - | - | - | - | - | - | - |
| 35 | Portugal 1973 | 6 | 2 | 36 | 1 | 2 | 4 | 51 |
| 36 | 1974 | 8 | 1 | 4 | 1 | 1 | - | 15 |
| 37 | Rumania 1973 | - | - | - | - | - | - | - |
| 38 | 1974 | 13 | - | - | - | - | 1 | 14 |
| 39 | Spain 1973 | 15 | 1 | 9 | 3 | 16 | 268 | 312 |
| 40 | 1974 | 213 | 4 | 3 | 8 | 13 | 7 | 248 |
| 41 | Sweden 1973 | 2 | 3 | 5 | 3 | 9 | 15 | 37 |
| 42 | 1974 | 3 | - | 2 | 5 | 7 | 13 | 30 |
| 43 | Switzerland 1973 | - | 1 | 5 | - | 4 | 6 | 16 |
| 44 | 1974 | - | - | 3 | 1 | 3 | 5 | 12 |
| 45 | Turkey 1973 | - | - | 1 | - | - | - | 2 |
| 46 | 1974 | - | - | - | 1 | - | - | 1 |
| 47 | United Kingdom 1973 | 213 | 583 | 423 | 305 | 290 | 773 | 2,588 |
| 48 | 1974 | 418 | 226 | 268 | 236 | 504 | 803 | 2,455 |
| 49 | U.S.S.R. 1973 | - | - | - | - | - | - | - |
| 50 | 1974 | 27 | - | - | - | - | - | 27 |
| 51 | Yugoslavia 1973 | 2 | - | - | 1 | 4 | 1 | 8 |
| 52 | 1974 | 1 | - | 1 | - | - | - | 2 |
| 53 | Other 1973 | - | - | - | 5 | 7 | - | 12 |
| 54 | 1974 | 67 | - | - | - | - | - | 67 |
| 55 | Total 1973 | 308 | 682 | 950 | 489 | 761 | 1,510 | 4,700 |
| 56 | 1974 | 876 | 328 | 401 | 406 | 722 | 1,360 | 4,093 |
| <u>Africa</u> | | | | | | | | |
| 57 | Algeria 1973 | - | - | 1 | - | 1 | - | 2 |
| 58 | 1974 | - | - | - | - | 2 | - | 2 |
| 59 | Egypt 1973 | - | 1 | - | - | - | 1 | 2 |
| 60 | 1974 | - | - | - | - | - | - | - |
| 61 | Rhodesia 1973 | - | - | - | - | - | - | - |
| 62 | 1974 | - | - | - | - | - | - | - |
| 63 | South Africa 1973 | - | - | 3 | 8 | 6 | 1 | 18 |
| 64 | 1974 | 2 | 2 | 2 | 2 | 3 | - | 11 |
| 65 | Other 1973 | 3 | 1 | 3 | 24 | 7 | 6 | 44 |
| 66 | 1974 | 8 | 24 | 6 | 11 | 24 | 15 | 88 |
| 67 | Total 1973 | 3 | 2 | 7 | 32 | 14 | 8 | 66 |
| 68 | 1974 | 10 | 26 | 8 | 13 | 29 | 15 | 101 |
| <u>Asia (Continued)</u> | | | | | | | | |
| 69 | Bangladesh 1973 | - | - | 1 | 2 | - | 1 | 4 |
| 70 | 1974 | 1 | - | - | 5 | 1 | - | 7 |
| 71 | China 1973 | - | - | - | - | - | - | - |
| 72 | 1974 | - | - | - | - | - | - | - |
| 73 | Hong Kong 1973 | - | - | 1 | - | 1 | 1 | 3 |
| 74 | 1974 | - | - | - | - | 2 | - | 2 |
| 75 | India 1973 | 7 | 6 | 14 | 8 | 3 | 9 | 47 |
| 76 | 1974 | 3 | 8 | 3 | 12 | 10 | 18 | 54 |

See footnote(s) at the end of the table.

TABLEAU 4B. Voyageurs non résidents entrant au Canada, selon le pays de résidence(1) - suite

| J | A | S | O | N | D | Year - Année | Pays de résidence | N° |
|---------------------|-------|-------|-----|-----|-----|--------------------|--|----|
| <u>Europe</u> | | | | | | | | |
| 4 | 1 | 6 | 1 | 2 | - | 25 | 1973 Autriche | 1 |
| 2 | 2 | - | - | - | - | - | 1974 | 2 |
| - | - | - | - | - | - | - | 1973 Açores | 3 |
| 7 | 2 | 3 | - | 2 | 1 | 30 | 1974 | 4 |
| 3 | 2 | 1 | - | - | - | - | 1973 Belgique | 5 |
| - | - | - | - | - | - | - | 1974 | 6 |
| 1 | - | - | - | - | - | - | 1973 Bulgarie | 7 |
| 2 | - | - | - | - | - | - | 1974 | 8 |
| 6 | 1 | - | - | - | - | 27 | 1973 Tchécoslovaquie | 9 |
| 1 | 1 | 3 | 16 | 5 | 5 | 58 | 1974 | 10 |
| 3 | 10 | 4 | - | - | - | - | 1973 Danemark | 11 |
| 2 | 4 | - | - | - | - | - | 1974 | 12 |
| 505 | 1 | - | - | - | - | 17 | 1973 Finlande | 13 |
| 595 | 579 | 63 | 189 | 63 | 40 | 2,603 | 1974 | 14 |
| 58 | 889 | 686 | - | - | - | - | 1973 France | 15 |
| 74 | 229 | 30 | 26 | 27 | 23 | 779 | 1974 | 16 |
| 1 | 46 | 29 | - | - | - | - | 1973 Allemagne (République fédérale) | 17 |
| 5 | 2 | 4 | - | 19 | 10 | 78 | 1974 | 18 |
| 1 | 3 | 4 | - | - | - | - | 1973 Grèce | 19 |
| 6 | - | - | - | - | - | - | 1974 | 20 |
| 11 | 4 | 2 | 9 | 2 | 1 | 89 | 1973 Hongrie | 21 |
| 7 | 13 | 9 | 1 | 5 | 1 | 56 | 1974 | 22 |
| 13 | 2 | 6 | - | - | - | - | 1973 Irlande (République) | 23 |
| - | 5 | 2 | - | - | - | - | 1974 | 24 |
| 34 | - | - | - | - | - | - | 1973 Italie | 25 |
| 37 | 18 | 22 | 18 | 10 | 14 | 255 | 1974 | 26 |
| 115 | 29 | 13 | - | - | - | - | 1973 Malte | 27 |
| 12 | 4 | 24 | 15 | 6 | 2 | 135 | 1974 | 28 |
| - | 91 | 100 | - | 3 | - | 359 | 1973 Pays-Bas | 29 |
| 1 | - | - | - | - | - | - | 1974 | 30 |
| 4 | 1 | 2 | 4 | 2 | 10 | 74 | 1973 Norvège | 31 |
| - | 2 | 5 | - | - | - | - | 1974 | 32 |
| 6 | 108 | - | - | - | - | 108 | 1973 Pologne | 33 |
| 8 | 1 | - | - | - | - | - | 1974 | 34 |
| 8 | 12 | 29 | 1 | 8 | 6 | 376 | 1973 Portugal | 35 |
| 9 | 8 | 44 | - | - | - | - | 1974 | 36 |
| 6 | 3 | 13 | 10 | 3 | - | 72 | 1973 Roumanie | 37 |
| 12 | 12 | 5 | - | - | - | - | 1974 | 38 |
| 6 | 8 | 1 | 13 | 14 | 2 | 60 | 1973 Espagne | 39 |
| 1 | 11 | 3 | - | - | - | - | 1974 | 40 |
| 607 | - | - | - | - | - | - | 1973 Suède | 41 |
| 684 | 554 | 369 | 392 | 166 | 374 | 5,127 | 1974 | 42 |
| - | 669 | 353 | - | - | 29 | 29 | 1973 Suisse | 43 |
| - | - | - | - | - | - | - | 1974 | 44 |
| - | 29 | - | - | 1 | 2 | 40 | 1973 Turquie | 45 |
| 1 | - | 2 | - | - | - | - | 1974 | 46 |
| 1 | 2 | - | - | - | - | 15 | 1973 Royaume-Uni | 47 |
| - | - | 1 | - | - | - | - | 1974 | 48 |
| 1,472 | 1,563 | 1,127 | 695 | 338 | 520 | 10,415 | 1973 U.R.S.S. | 49 |
| 1,379 | 1,795 | 1,261 | - | - | - | - | 1974 | 50 |
| <u>Afrique</u> | | | | | | | | |
| 2 | - | - | - | 2 | - | 6 | 1973 Algérie | 57 |
| - | - | - | - | - | - | - | 1974 | 58 |
| 1 | 2 | 3 | - | - | - | 2 | 1973 Égypte | 59 |
| - | - | - | - | - | - | - | 1974 | 60 |
| 2 | 9 | 4 | 2 | 1 | 3 | 39 | 1973 Rhodésie | 61 |
| 1 | 6 | 12 | - | - | - | - | 1974 | 62 |
| 15 | 5 | 7 | 3 | 11 | 7 | 92 | 1973 Afrique du Sud | 63 |
| 3 | 14 | 12 | - | - | - | - | 1974 | 64 |
| 19 | 14 | 11 | 5 | 14 | 10 | 139 | 1973 Autres | 65 |
| 5 | 22 | 27 | - | - | - | - | 1974 | 66 |
| <u>Asie (suite)</u> | | | | | | | | |
| 1 | - | 1 | - | - | - | 6 | 1973 Bangladesh | 69 |
| - | - | - | - | - | - | - | 1974 | 70 |
| - | - | - | - | - | - | - | 1973 Chine | 71 |
| - | 1 | 6 | 2 | - | - | 12 | 1974 | 72 |
| 1 | - | 1 | - | - | - | - | 1973 Hong-Kong | 73 |
| 14 | 11 | 9 | 10 | 13 | 5 | 109 | 1974 | 74 |
| 9 | 10 | 21 | - | - | - | - | 1973 Inde | 75 |
| - | - | - | - | - | - | - | 1974 | 76 |

Voir renvoi(s) à la fin du tableau.

TABLE 4B. Non-resident Travellers Entering Canada by Country of Residence(1) - Concluded

| No. | Country of residence | J | F | M | A | M | J | Six months - Six mois |
|---|-------------------------------|-------|-------|-------|-------|-------|-------|-----------------------------|
| <u>Asia - Concluded</u> | | | | | | | | |
| 1 | Israel | 1973 | - | - | - | 2 | - | 2 |
| 2 | 1974 | - | - | - | - | 2 | 2 | 4 |
| 3 | Japan | 1973 | 1 | - | 3 | - | - | 4 |
| 4 | 1974 | - | - | - | 1 | - | - | 1 |
| 5 | Korea, South | 1973 | - | - | - | - | - | - |
| 6 | 1974 | - | - | - | - | - | - | - |
| 7 | Lebanon | 1973 | - | 4 | 1 | - | 1 | 10 |
| 8 | 1974 | - | - | - | - | - | 5 | 1 |
| 9 | Pakistan | 1973 | 2 | 4 | 2 | 6 | 3 | 17 |
| 10 | 1974 | - | 5 | 4 | 2 | 3 | 5 | 19 |
| 11 | Philippines | 1973 | - | 1 | - | 6 | - | 7 |
| 12 | 1974 | - | - | - | - | - | - | - |
| 13 | Sri Lanka | 1973 | 1 | - | - | - | 1 | 2 |
| 14 | 1974 | - | - | - | - | 4 | - | 4 |
| 15 | Syria | 1973 | - | - | - | - | - | - |
| 16 | 1974 | - | - | - | - | - | - | - |
| 17 | Taiwan | 1973 | 3 | - | - | - | - | 3 |
| 18 | 1974 | - | - | - | - | - | - | - |
| 19 | Other | 1973 | 2 | 1 | 7 | 18 | 17 | 54 |
| 20 | 1974 | 8 | 2 | 3 | 3 | 3 | 41 | 60 |
| 21 | Total | 1973 | 13 | 10 | 32 | 34 | 36 | 153 |
| 22 | 1974 | 12 | 15 | 10 | 23 | 25 | 68 | 153 |
| <u>North America, Central America and Caribbean</u> | | | | | | | | |
| 23 | Antigua | 1973 | - | - | - | - | - | - |
| 24 | 1974 | - | - | - | - | - | - | - |
| 25 | Bahamas | 1973 | - | - | - | - | - | - |
| 26 | 1974 | - | 2 | - | - | - | - | 2 |
| 27 | Barbados | 1973 | - | - | - | - | - | - |
| 28 | 1974 | 4 | - | - | - | - | - | 4 |
| 29 | Bermuda | 1973 | - | - | - | - | - | - |
| 30 | 1974 | - | - | - | - | - | - | - |
| 31 | Cuba | 1973 | - | - | - | - | - | - |
| 32 | 1974 | - | - | - | - | - | - | - |
| 33 | Haiti | 1973 | - | - | - | - | - | - |
| 34 | 1974 | - | - | - | - | - | - | - |
| 35 | Jamaica | 1973 | - | - | - | - | - | - |
| 36 | 1974 | - | - | - | - | - | - | - |
| 37 | Mexico | 1973 | - | - | - | 1 | - | 1 |
| 38 | 1974 | - | - | - | - | - | - | - |
| 39 | St. Pierre and Miquelon | 1973 | 39 | 15 | 8 | 26 | 1 | 89 |
| 40 | 1974 | 15 | - | - | - | - | - | 15 |
| 41 | Trinidad and Tobago | 1973 | 1 | - | 2 | - | 1 | 4 |
| 42 | 1974 | - | 6 | - | 1 | - | - | 7 |
| 43 | United States | 1973 | 1,038 | 140 | 1,406 | 718 | 734 | 4,959 |
| 44 | 1974 | 591 | 630 | 656 | 903 | 563 | 1,081 | 4,424 |
| 45 | Other | 1973 | - | - | 13 | - | 2 | 15 |
| 46 | 1974 | - | - | - | - | 2 | - | 2 |
| 47 | Total | 1973 | 1,078 | 155 | 1,429 | 745 | 736 | 5,068 |
| 48 | 1974 | 610 | 638 | 656 | 904 | 565 | 1,081 | 4,454 |
| <u>South America</u> | | | | | | | | |
| 49 | Argentina | 1973 | - | - | - | - | - | - |
| 50 | 1974 | - | - | - | - | - | 1 | 1 |
| 51 | Brazil | 1973 | - | - | - | - | - | - |
| 52 | 1974 | - | - | 1 | - | - | - | 1 |
| 53 | Colombia | 1973 | - | - | - | - | - | - |
| 54 | 1974 | - | - | - | - | - | - | - |
| 55 | Guyana | 1973 | 2 | - | - | - | - | 2 |
| 56 | 1974 | - | - | - | - | - | 1 | 1 |
| 57 | Venezuela | 1973 | - | - | - | - | - | - |
| 58 | 1974 | - | - | - | - | - | - | - |
| 59 | Other | 1973 | - | - | - | - | - | - |
| 60 | 1974 | - | - | - | - | - | - | - |
| 61 | Total | 1973 | 2 | - | - | - | - | 2 |
| 62 | 1974 | - | - | 1 | - | - | 2 | 3 |
| <u>Oceania and Other Ocean Islands</u> | | | | | | | | |
| 63 | Australia | 1973 | 3 | 3 | 3 | 1 | 5 | 23 |
| 64 | 1974 | 10 | 6 | 1 | 2 | 10 | 14 | 43 |
| 65 | New Zealand | 1973 | 1 | - | 1 | 2 | 2 | 4 |
| 66 | 1974 | 3 | - | - | 1 | 1 | 1 | 6 |
| 67 | Other | 1973 | - | - | - | - | - | - |
| 68 | 1974 | 1 | - | - | - | - | 1 | 2 |
| 69 | Total | 1973 | 4 | 3 | 4 | 3 | 7 | 33 |
| 70 | 1974 | 14 | 6 | 1 | 3 | 11 | 16 | 51 |
| 71 | Grand total | 1973 | 1,408 | 852 | 2,422 | 1,303 | 1,554 | 10,022 |
| 72 | 1974 | 1,522 | 1,013 | 1,077 | 1,349 | 1,352 | 2,542 | 8,855 |

(1) Additional data are available by country on request.

TABLEAU 4B. Voyageurs non résidents entrant au Canada, selon le pays de résidence(1) - fin

| J | A | S | O | N | D | Year - Année | Pays de résidence | no |
|-------|-------|-------|-------|-------|-------|--------------------|--|----|
| | | | | | | | <u>Asie - fin</u> | |
| - | - | - | - | - | - | 2 | 1973 Israël | 1 |
| - | 1 | - | - | - | - | | 1974 | 2 |
| - | - | 1 | - | - | 1 | 6 | 1973 Japon | 3 |
| - | 3 | - | - | - | - | | 1974 | 4 |
| - | - | - | - | - | - | - | 1973 Corée du Sud | 5 |
| - | - | 2 | - | - | - | | 1974 | 6 |
| 8 | 2 | 1 | - | 1 | 1 | 15 | 1973 Liban | 7 |
| 1 | 4 | 7 | - | - | - | | 1974 | 8 |
| 9 | 2 | 5 | 6 | 4 | 4 | 39 | 1973 Pakistan | 9 |
| 1 | 7 | 3 | - | - | - | | 1974 | 10 |
| - | - | - | - | 5 | - | 13 | 1973 Philippines | 11 |
| - | 9 | 1 | - | - | - | | 1974 | 12 |
| 3 | - | 1 | 3 | 1 | 0 | 10 | 1973 Sri Lanka | 13 |
| - | 1 | 1 | - | - | - | | 1974 | 14 |
| - | - | - | - | - | - | - | 1973 Syrie | 15 |
| - | - | - | - | - | - | | 1974 | 16 |
| 1 | - | - | - | - | - | 3 | 1973 Taiwan | 17 |
| 7 | 13 | 9 | 2 | 9 | 4 | 98 | 1973 Autres | 19 |
| 3 | 7 | 2 | - | - | - | | 1974 | 20 |
| 27 | 29 | 33 | 23 | 33 | 15 | 313 | 1973 Total | 21 |
| 31 | 42 | 38 | - | - | - | | 1974 | 22 |
| | | | | | | | <u>Amérique du Nord, Amérique centrale et Antilles</u> | |
| - | - | - | - | 1 | - | 1 | 1973 Antigua | 23 |
| - | - | - | - | - | - | | 1974 | 24 |
| - | - | 32 | - | - | - | 32 | 1973 Bahamas | 25 |
| - | - | - | - | - | - | | 1974 | 26 |
| - | - | - | - | - | 1 | 1 | 1973 Barbade | 27 |
| - | 1 | - | - | - | - | | 1974 | 28 |
| - | - | - | - | - | - | - | 1973 Bermudes | 29 |
| - | - | 1 | - | - | - | | 1974 | 30 |
| - | - | - | 92 | - | - | 92 | 1973 Cuba | 31 |
| - | - | - | - | - | - | | 1974 | 32 |
| - | - | - | - | - | - | - | 1973 Haïti | 33 |
| - | - | - | - | - | - | | 1974 | 34 |
| - | - | - | - | - | 1 | 1 | 1973 Jamaïque | 35 |
| - | 3 | - | - | - | - | | 1974 | 36 |
| 11 | 16 | 7 | - | - | - | 35 | 1973 Mexique | 37 |
| 1 | 1 | - | - | - | - | | 1974 | 38 |
| 8 | 4 | 17 | - | - | - | 89 | 1973 St. Pierre-et-Miquelon | 39 |
| 2 | - | - | - | 2 | - | 8 | 1974 | 40 |
| - | - | - | - | - | - | - | 1973 Trinité et Tobago | 41 |
| - | - | - | - | - | - | | 1974 | 42 |
| 1,638 | 1,725 | 1,021 | 1,269 | 651 | 780 | 12,043 | 1973 États-Unis | 43 |
| 996 | 1,127 | 737 | - | - | - | | 1974 | 44 |
| - | - | - | - | - | - | 15 | 1973 Autres | 45 |
| - | 3 | - | - | - | - | | 1974 | 46 |
| 1,651 | 1,741 | 1,060 | 1,361 | 654 | 782 | 12,317 | 1973 Total | 47 |
| 1,005 | 1,139 | 755 | - | - | - | | 1974 | 48 |
| | | | | | | | <u>Amérique du Sud</u> | |
| - | - | - | - | - | - | - | 1973 Argentine | 49 |
| - | 1 | - | - | - | - | | 1974 | 50 |
| - | - | - | 1 | - | - | 1 | 1973 Brésil | 51 |
| - | 1 | - | - | - | - | | 1974 | 52 |
| - | - | - | - | - | - | - | 1973 Colombie | 53 |
| 1 | - | - | - | - | - | | 1974 | 54 |
| - | - | - | - | - | - | 2 | 1973 Guyane | 55 |
| - | - | 3 | - | - | - | | 1974 | 56 |
| - | - | - | - | - | - | - | 1973 Venezuela | 57 |
| - | - | 1 | - | - | - | | 1974 | 58 |
| - | - | - | 2 | - | - | 2 | 1973 Autres | 59 |
| - | - | - | - | - | - | | 1974 | 60 |
| - | - | - | 3 | - | - | 5 | 1973 Total | 61 |
| 1 | 2 | 4 | - | - | - | | 1974 | 62 |
| | | | | | | | <u>Océanie et autres îles océaniques</u> | |
| 6 | 11 | 18 | 4 | 3 | 1 | 66 | 1973 Australie | 63 |
| 8 | 5 | 20 | - | - | - | | 1974 | 64 |
| 3 | 3 | 4 | 1 | 3 | - | 24 | 1973 Nouvelle-Zélande | 65 |
| 4 | 4 | 4 | - | - | - | | 1974 | 66 |
| - | - | - | - | - | - | 1 | 1973 Autres | 67 |
| 1 | 1 | - | - | - | - | | 1974 | 68 |
| 9 | 14 | 22 | 5 | 7 | 1 | 91 | 1973 Total | 69 |
| 13 | 10 | 24 | - | - | - | | 1974 | 70 |
| 3,178 | 3,361 | 2,253 | 2,092 | 1,046 | 1,328 | 23,280 | 1973 Total global | 71 |
| 2,434 | 3,010 | 2,109 | - | - | - | | 1974 | 72 |

(1) D'autres renseignements sont disponibles par pays, sur demande.

TABLE 4C. Resident Travellers Returning to Canada by Type of Transportation

| No. | Type of transportation | J | F | M | A | M | J | Six months - Six mois |
|--|------------------------------------|-------|-----|-----|-------|-------|-------|-----------------------------|
| Returning from the United States(1) | | | | | | | | |
| <u>Land</u> | | | | | | | | |
| 1 | Automobile 1973 | - | - | - | - | - | - | - |
| 2 | 1974 | - | - | - | - | - | - | - |
| 3 | Same day 1973 | - | - | - | - | - | - | - |
| 4 | 1974 | - | - | - | - | - | - | - |
| 5 | One night 1973 | - | - | - | - | - | - | - |
| 6 | 1974 | - | - | - | - | - | - | - |
| 7 | Two or more nights 1973 | - | - | - | - | - | - | - |
| 8 | 1974 | - | - | - | - | - | - | - |
| 9 | Bus 1973 | - | - | - | - | - | - | - |
| 10 | 1974 | - | - | - | - | - | - | - |
| 11 | Same day 1973 | - | - | - | - | - | - | - |
| 12 | 1974 | - | - | - | - | - | - | - |
| 13 | One or more nights 1973 | - | - | - | - | - | - | - |
| 14 | 1974 | - | - | - | - | - | - | - |
| 15 | Rail 1973 | - | - | - | - | - | - | - |
| 16 | 1974 | - | - | - | - | - | - | - |
| 17 | Other methods 1973 | - | - | - | - | - | - | - |
| 18 | 1974 | - | - | - | - | - | - | - |
| 19 | Total land 1973 | - | - | - | - | - | - | - |
| 20 | 1974 | - | - | - | - | - | - | - |
| <u>Air</u> | | | | | | | | |
| 21 | Commercial 1973 | 1 | - | - | 4 | 16 | 3 | 24 |
| 22 | 1974 | - | - | - | 241 | 377 | 1 | 619 |
| 23 | Private 1973 | - | - | - | 12 | 10 | 3 | 13 |
| 24 | 1974 | - | 16 | 18 | 9 | 1 | 1 | 56 |
| 25 | Total air 1973 | 1 | - | - | 4 | 26 | 6 | 37 |
| 26 | 1974 | - | 16 | 18 | 253 | 386 | 2 | 675 |
| <u>Marine</u> | | | | | | | | |
| 27 | Commercial 1973 | - | - | - | - | - | - | - |
| 28 | 1974 | - | - | - | - | - | - | - |
| 29 | Private 1973 | - | - | - | - | - | - | - |
| 30 | 1974 | - | - | - | - | - | - | - |
| 31 | Total marine 1973 | - | - | - | - | - | - | - |
| 32 | 1974 | - | - | - | - | - | - | - |
| 33 | Total 1973 | 1 | - | - | 4 | 26 | 6 | 37 |
| 34 | 1974 | - | 16 | 18 | 253 | 386 | 2 | 675 |
| Returning from countries other than the United States(2) | | | | | | | | |
| <u>Land (via the U.S.A.)</u> | | | | | | | | |
| 35 | 1973 | - | - | - | - | - | - | - |
| 36 | 1974 | - | - | - | - | - | - | - |
| <u>Air</u> | | | | | | | | |
| 37 | Returning direct 1973 | 873 | 294 | 948 | 1,144 | 1,261 | 1,085 | 5,605 |
| 38 | 1974 | 1,082 | 265 | 768 | 1,021 | 1,384 | 962 | 5,482 |
| 39 | Returning via the U.S.A. 1973 | - | - | - | 4 | 89 | 15 | 108 |
| 40 | 1974 | 11 | 5 | - | - | - | - | 16 |
| 41 | Total air 1973 | 873 | 294 | 948 | 1,148 | 1,350 | 1,100 | 5,713 |
| 42 | 1974 | 1,093 | 270 | 768 | 1,021 | 1,384 | 962 | 5,498 |
| <u>Marine</u> | | | | | | | | |
| 43 | Returning direct 1973 | 316 | 246 | 16 | 314 | 1,132 | 730 | 2,754 |
| 44 | 1974 | 47 | 7 | 64 | 321 | 992 | 1,093 | 2,524 |
| 45 | Returning via the U.S.A. 1973 | - | - | - | 10 | - | - | 10 |
| 46 | 1974 | - | - | - | - | - | - | - |
| 47 | Total marine 1973 | 316 | 246 | 16 | 324 | 1,132 | 730 | 2,764 |
| 48 | 1974 | 47 | 7 | 64 | 321 | 992 | 1,093 | 2,524 |
| 49 | Total 1973 | 1,189 | 540 | 964 | 1,472 | 2,482 | 1,830 | 8,477 |
| 50 | 1974 | 1,140 | 277 | 832 | 1,342 | 2,376 | 2,055 | 8,022 |
| 51 | Grand total 1973 | 1,190 | 540 | 964 | 1,476 | 2,508 | 1,836 | 8,514 |
| 52 | 1974 | 1,140 | 293 | 850 | 1,595 | 2,762 | 2,057 | 8,697 |

(1) Continental United States and Alaska.

(2) Includes Hawaii, Puerto Rico, Philippines and other U.S. protectorates.

TABEAU 4C. Voyageurs résidents revenant au Canada, selon le moyen de transport

| J | A | S | O | N | D | Year - Année | Moyen de transport | N ^o |
|---|-------|-------|-------|-----|-----|--------------------|----------------------------------|----------------|
| Rentrée des États-Unis(1) | | | | | | | | |
| | | | | | | | <u>Par terre</u> | |
| - | - | - | - | - | - | - | 1973 Automobile | 1 |
| - | - | - | - | - | - | - | 1974 | 2 |
| - | - | - | - | - | - | - | 1973 Même jour | 3 |
| - | - | - | - | - | - | - | 1974 | 4 |
| - | - | - | - | - | - | - | 1973 Une nuit | 5 |
| - | - | - | - | - | - | - | 1974 | 6 |
| - | - | - | - | - | - | - | 1973 Deux nuits ou plus | 7 |
| - | - | - | - | - | - | - | 1974 | 8 |
| - | - | - | - | - | - | - | 1973 Autocar | 9 |
| - | - | - | - | - | - | - | 1974 | 10 |
| - | - | - | - | - | - | - | 1973 Même jour | 11 |
| - | - | - | - | - | - | - | 1974 | 12 |
| - | - | - | - | - | - | - | 1973 Une nuit ou plus | 13 |
| - | - | - | - | - | - | - | 1974 | 14 |
| - | - | - | - | - | - | - | 1973 Chemin de fer | 15 |
| - | - | - | - | - | - | - | 1974 | 16 |
| - | - | - | - | - | - | - | 1973 Autres moyens | 17 |
| - | - | - | - | - | - | - | 1974 | 18 |
| - | - | - | - | - | - | - | 1973 Total, par terre | 19 |
| - | - | - | - | - | - | - | 1974 | 20 |
| | | | | | | | <u>Par air</u> | |
| 8 | 6 | - | 1 | - | - | 39 | 1973 Commercial | 21 |
| 9 | 3 | - | - | - | - | - | 1974 | 22 |
| 16 | 9 | 3 | 7 | 12 | 2 | 62 | 1973 Privé | 23 |
| 14 | 4 | 9 | - | - | - | - | 1974 | 24 |
| 24 | 15 | 3 | 8 | 12 | 2 | 101 | 1973 Total, par air | 25 |
| 23 | 7 | 9 | - | - | - | - | 1974 | 26 |
| | | | | | | | <u>Par mer</u> | |
| - | - | - | - | - | - | - | 1973 Commercial | 27 |
| - | - | - | - | - | - | - | 1974 | 28 |
| - | - | - | - | - | - | - | 1973 Privé | 29 |
| - | 8 | - | - | - | - | - | 1974 | 30 |
| - | - | - | - | - | - | - | 1973 Total, par mer | 31 |
| - | 8 | - | - | - | - | - | 1974 | 32 |
| 24 | 15 | 3 | 8 | 12 | 2 | 101 | 1973 Total | 33 |
| 23 | 15 | 9 | - | - | - | - | 1974 | 34 |
| Rentrée des pays autres que les États-Unis(2) | | | | | | | | |
| | | | | | | | <u>Par terre (via les É.-U.)</u> | |
| - | - | - | - | - | - | - | 1973 | 35 |
| - | - | - | - | - | - | - | 1974 | 36 |
| | | | | | | | <u>Par air</u> | |
| 1,075 | 1,718 | 1,539 | 1,335 | 688 | 861 | 12,821 | 1973 Rentrée directe | 37 |
| 1,156 | 1,523 | 1,133 | - | - | - | - | 1974 | 38 |
| 18 | 1 | - | 4 | 4 | 1 | 136 | 1973 Rentrée via les É.-U. | 39 |
| 2 | - | - | - | - | - | - | 1974 | 40 |
| 1,093 | 1,719 | 1,539 | 1,339 | 692 | 862 | 12,957 | 1973 Total, par air | 41 |
| 1,158 | 1,523 | 1,133 | - | - | - | - | 1974 | 42 |
| | | | | | | | <u>Par mer</u> | |
| 2,107 | 2,241 | 724 | 167 | 53 | 37 | 8,083 | 1973 Rentrée directe | 43 |
| 2,817 | 3,054 | 1,125 | - | - | - | 10 | 1974 | 44 |
| - | - | - | - | - | - | - | 1973 Rentrée via les É.-U. | 45 |
| - | - | - | - | - | - | - | 1974 | 46 |
| 2,107 | 2,241 | 724 | 167 | 53 | 37 | 8,093 | 1973 Total, par mer | 47 |
| 2,817 | 3,054 | 1,125 | - | - | - | - | 1974 | 48 |
| 3,200 | 3,960 | 2,263 | 1,506 | 745 | 899 | 21,050 | 1973 Total | 49 |
| 3,975 | 4,577 | 2,258 | - | - | - | - | 1974 | 50 |
| 3,224 | 3,975 | 2,266 | 1,514 | 757 | 901 | 21,151 | 1973 Total global | 51 |
| 3,998 | 4,592 | 2,267 | - | - | - | - | 1974 | 52 |

(1) États-Unis continentaux et Alaska.

(2) Comprend Hawaii, Porto Rico, Philippines et les autres protections des États-Unis.

TABLE 4D. Number of Vehicles Travelling Between Canada and the United States

| No. | Type of vehicle | | J | F | M | A | M | J | Six months - Six mois |
|------------------------|--------------------------------|------|---|---|---|---|---|---|-----------------------------|
| United States vehicles | | | | | | | | | |
| | <u>Automobile</u> | | | | | | | | |
| 1 | Same day | 1973 | - | - | - | - | - | - | - |
| 2 | | 1974 | - | - | - | - | - | - | - |
| 3 | One night | 1973 | - | - | - | - | - | - | - |
| 4 | | 1974 | - | - | - | - | - | - | - |
| 5 | Two or more nights | 1973 | - | - | - | - | - | - | - |
| 6 | | 1974 | - | - | - | - | - | - | - |
| 7 | Total | 1973 | - | - | - | - | - | - | - |
| 8 | | 1974 | - | - | - | - | - | - | - |
| 9 | Trucks used commercially | 1973 | - | - | - | - | - | - | - |
| 10 | | 1974 | - | - | - | - | - | - | - |
| 11 | Other vehicles | 1973 | - | - | - | - | - | - | - |
| 12 | | 1974 | - | - | - | - | - | - | - |
| 13 | Total | 1973 | - | - | - | - | - | - | - |
| 14 | | 1974 | - | - | - | - | - | - | - |
| Canadian vehicles | | | | | | | | | |
| | <u>Automobile</u> | | | | | | | | |
| 15 | Same day | 1973 | - | - | - | - | - | - | - |
| 16 | | 1974 | - | - | - | - | - | - | - |
| 17 | One night | 1973 | - | - | - | - | - | - | - |
| 18 | | 1974 | - | - | - | - | - | - | - |
| 19 | Two or more nights | 1973 | - | - | - | - | - | - | - |
| 20 | | 1974 | - | - | - | - | - | - | - |
| 21 | Total | 1973 | - | - | - | - | - | - | - |
| 22 | | 1974 | - | - | - | - | - | - | - |
| 23 | Trucks used commercially | 1973 | - | - | - | - | - | - | - |
| 24 | | 1974 | - | - | - | - | - | - | - |
| 25 | Other vehicles | 1973 | - | - | - | - | - | - | - |
| 26 | | 1974 | - | - | - | - | - | - | - |
| 27 | Total | 1973 | - | - | - | - | - | - | - |
| 28 | | 1974 | - | - | - | - | - | - | - |
| Total vehicles | | | | | | | | | |
| | <u>Automobile</u> | | | | | | | | |
| 29 | Same day | 1973 | - | - | - | - | - | - | - |
| 30 | | 1974 | - | - | - | - | - | - | - |
| 31 | One night | 1973 | - | - | - | - | - | - | - |
| 32 | | 1974 | - | - | - | - | - | - | - |
| 33 | Two or more nights | 1973 | - | - | - | - | - | - | - |
| 34 | | 1974 | - | - | - | - | - | - | - |
| 35 | Total | 1973 | - | - | - | - | - | - | - |
| 36 | | 1974 | - | - | - | - | - | - | - |
| 37 | Trucks used commercially | 1973 | - | - | - | - | - | - | - |
| 38 | | 1974 | - | - | - | - | - | - | - |
| 39 | Other vehicles | 1973 | - | - | - | - | - | - | - |
| 40 | | 1974 | - | - | - | - | - | - | - |
| 41 | Total | 1973 | - | - | - | - | - | - | - |
| 42 | | 1974 | - | - | - | - | - | - | - |

TABLEAU 4D. Nombre de véhicules voyageant entre le Canada et les États-Unis

| J | A | S | O | N | D | Year - Année | Conre de véhicule | N° |
|--------------------------|---|---|---|---|---|--------------------|---------------------------|----|
| Véhicules des États-Unis | | | | | | | | |
| | | | | | | | <u>Automobile</u> | |
| - | - | - | - | - | - | 1973 | Même jour | 1 |
| - | - | - | - | - | - | 1974 | | 2 |
| - | - | - | - | - | - | 1973 | Une nuit | 3 |
| - | - | - | - | - | - | 1974 | | 4 |
| - | - | - | - | - | - | 1973 | Deux nuits ou plus | 5 |
| - | - | - | - | - | - | 1974 | | 6 |
| - | - | - | - | - | - | 1973 | Total | 7 |
| - | - | - | - | - | - | 1974 | | 8 |
| - | - | - | - | - | - | 1973 | Camions commerciaux | 9 |
| - | - | - | - | - | - | 1974 | | 10 |
| - | - | - | - | - | - | 1973 | Autres véhicules | 11 |
| - | - | - | - | - | - | 1974 | | 12 |
| - | - | - | - | - | - | 1973 | Total | 13 |
| - | - | - | - | - | - | 1974 | | 14 |
| Véhicules du Canada | | | | | | | | |
| | | | | | | | <u>Automobile</u> | |
| - | - | - | - | - | - | 1973 | Même jour | 15 |
| - | - | - | - | - | - | 1974 | | 16 |
| - | - | - | - | - | - | 1973 | Une nuit | 17 |
| - | - | - | - | - | - | 1974 | | 18 |
| - | - | - | - | - | - | 1973 | Deux nuits ou plus | 19 |
| - | - | - | - | - | - | 1974 | | 20 |
| - | - | - | - | - | - | 1973 | Total | 21 |
| - | - | - | - | - | - | 1974 | | 22 |
| - | - | - | - | - | - | 1973 | Camions commerciaux | 23 |
| - | - | - | - | - | - | 1974 | | 24 |
| - | - | - | - | - | - | 1973 | Autres véhicules | 25 |
| - | - | - | - | - | - | 1974 | | 26 |
| - | - | - | - | - | - | 1973 | Total | 27 |
| - | - | - | - | - | - | 1974 | | 28 |
| Total, véhicules | | | | | | | | |
| | | | | | | | <u>Automobile</u> | |
| - | - | - | - | - | - | 1973 | Même jour | 29 |
| - | - | - | - | - | - | 1974 | | 30 |
| - | - | - | - | - | - | 1973 | Une nuit | 31 |
| - | - | - | - | - | - | 1974 | | 32 |
| - | - | - | - | - | - | 1973 | Deux nuits ou plus | 33 |
| - | - | - | - | - | - | 1974 | | 34 |
| - | - | - | - | - | - | 1973 | Total | 35 |
| - | - | - | - | - | - | 1974 | | 36 |
| - | - | - | - | - | - | 1973 | Camions commerciaux | 37 |
| - | - | - | - | - | - | 1974 | | 38 |
| - | - | - | - | - | - | 1973 | Autres véhicules | 39 |
| - | - | - | - | - | - | 1974 | | 40 |
| - | - | - | - | - | - | 1973 | Total | 41 |
| - | - | - | - | - | - | 1974 | | 42 |

TABLE 5A. Non-resident Travellers Entering Canada by Type of Transportation

| No. | Type of transportation | J | F | M | A | M | J | Six months - Six mois |
|---|-----------------------------------|----|---|---|----|---|----|-----------------------------|
| Residents of the United States | | | | | | | | |
| <u>Land</u> | | | | | | | | |
| 1 | Automobile 1973 | - | - | - | - | - | - | - |
| 2 | 1974 | - | - | - | - | - | - | - |
| 3 | Same day 1973 | - | - | - | - | - | - | - |
| 4 | 1974 | - | - | - | - | - | - | - |
| 5 | One night 1973 | - | - | - | - | - | - | - |
| 6 | 1974 | - | - | - | - | - | - | - |
| 7 | Two or more nights 1973 | - | - | - | - | - | - | - |
| 8 | 1974 | - | - | - | - | - | - | - |
| 9 | Bus 1973 | - | - | - | - | - | - | - |
| 10 | 1974 | - | - | - | - | - | - | - |
| 11 | Same day 1973 | - | - | - | - | - | - | - |
| 12 | 1974 | - | - | - | - | - | - | - |
| 13 | One or more nights 1973 | - | - | - | - | - | - | - |
| 14 | 1974 | - | - | - | - | - | - | - |
| 15 | Rail 1973 | - | - | - | - | - | - | - |
| 16 | 1974 | - | - | - | - | - | - | - |
| 17 | Other Methods 1973 | - | - | - | - | - | - | - |
| 18 | 1974 | - | - | - | - | - | - | - |
| 19 | Total land 1973 | - | - | - | - | - | - | - |
| 20 | 1974 | - | - | - | - | - | - | - |
| <u>Air</u> | | | | | | | | |
| 21 | Commercial 1973 | - | - | - | 5 | - | - | 5 |
| 22 | 1974 | - | - | - | - | - | - | - |
| 23 | Private 1973 | 11 | - | 5 | 8 | 4 | 23 | 51 |
| 24 | 1974 | - | - | - | 4 | 7 | 23 | 34 |
| 25 | Total air 1973 | 11 | - | 5 | 13 | 4 | 23 | 56 |
| 26 | 1974 | - | - | - | 4 | 7 | 23 | 34 |
| <u>Marine</u> | | | | | | | | |
| 27 | Commercial 1973 | - | - | - | - | - | - | - |
| 28 | 1974 | - | - | - | - | - | - | - |
| 29 | Private 1973 | - | - | - | - | - | - | - |
| 30 | 1974 | - | - | - | - | - | - | - |
| 31 | Total marine 1973 | - | - | - | - | - | - | - |
| 32 | 1974 | - | - | - | - | - | - | - |
| 33 | Total 1973 | 11 | - | 5 | 13 | 4 | 23 | 56 |
| 34 | 1974 | - | - | - | 4 | 7 | 23 | 34 |
| Residents of countries other than the United States | | | | | | | | |
| <u>Land (via the U.S.A.)</u> | | | | | | | | |
| 35 | Same day 1973 | - | - | - | - | - | - | - |
| 36 | 1974 | - | - | - | - | - | - | - |
| 37 | One or more nights 1973 | - | - | - | - | - | - | - |
| 38 | 1974 | - | - | - | - | - | - | - |
| 39 | Total land 1973 | - | - | - | - | - | - | - |
| 40 | 1974 | - | - | - | - | - | - | - |
| <u>Air</u> | | | | | | | | |
| 41 | Entering direct 1973 | - | - | - | - | - | - | - |
| 42 | 1974 | - | - | - | - | - | - | - |
| 43 | Entering via the U.S.A. 1973 | - | - | - | - | - | - | - |
| 44 | 1974 | - | - | - | - | - | - | - |
| 45 | Total air 1973 | - | - | - | - | - | - | - |
| 46 | 1974 | - | - | - | - | - | - | - |
| <u>Marine</u> | | | | | | | | |
| 47 | Entering direct 1973 | - | - | - | - | - | - | - |
| 48 | 1974 | - | - | - | - | - | - | - |
| 49 | Entering via the U.S.A. 1973 | - | - | - | - | - | - | - |
| 50 | 1974 | - | - | - | - | - | - | - |
| 51 | Total marine 1973 | - | - | - | - | - | - | - |
| 52 | 1974 | - | - | - | - | - | - | - |
| 53 | Total 1973 | - | - | - | - | - | - | - |
| 54 | 1974 | - | - | - | - | - | - | - |
| 55 | Grand total 1973 | 11 | - | 5 | 13 | 4 | 23 | 56 |
| 56 | 1974 | - | - | - | 4 | 7 | 23 | 34 |

TABLEAU 5A. Voyageurs non résidents entrant au Canada, selon le moyen de transport

| J | A | S | O | N | D | Year - Année | Moyen de transport | N° |
|--|-----|-------|---|---|---|--------------------|----------------------------------|----|
| Résidents des États-Unis | | | | | | | | |
| | | | | | | | <u>Par terre</u> | |
| | | | | | | 1973 | Automobile | 1 |
| | | | | | | 1974 | | 2 |
| | | | | | | 1973 | Même jour | 3 |
| | | | | | | 1974 | | 4 |
| | | | | | | 1973 | Une nuit | 5 |
| | | | | | | 1974 | | 6 |
| | | | | | | 1973 | Deux nuits ou plus | 7 |
| | | | | | | 1974 | | 8 |
| | | | | | | 1973 | Autocar | 9 |
| | | | | | | 1974 | | 10 |
| | | | | | | 1973 | Même jour | 11 |
| | | | | | | 1974 | | 12 |
| | | | | | | 1973 | Une nuit ou plus | 13 |
| | | | | | | 1974 | | 14 |
| | | | | | | 1973 | Chemin de fer | 15 |
| | | | | | | 1974 | | 16 |
| | | | | | | 1973 | Autres moyens | 17 |
| | | | | | | 1974 | | 18 |
| | | | | | | 1973 | Total, par terre | 19 |
| | | | | | | 1974 | | 20 |
| | | | | | | | <u>Par air</u> | |
| | | | | | | 69 | 1973 Commercial | 21 |
| 64 | | | | | | 1974 | | 22 |
| 64 | 74 | | | 6 | 2 | 1973 | Privé | 23 |
| 62 | 65 | 15 | | | | 1974 | | 24 |
| 128 | 74 | | | 6 | 2 | 266 | 1973 Total, par air | 25 |
| 62 | 65 | 15 | | | | | 1974 | 26 |
| | | | | | | | <u>Par mer</u> | |
| | | | | | | 1,568 | 1973 Commercial | 27 |
| | 526 | 1,042 | | | | 1974 | | 28 |
| 495 | 520 | 779 | | | | | 1973 Privé | 29 |
| 8 | | | | | | | 1974 | 30 |
| | | | | | | 1,568 | 1973 Total, par mer | 31 |
| 503 | 526 | 1,042 | | | | 1974 | | 32 |
| | 520 | 779 | | | | | 1973 Total | 33 |
| 128 | 600 | 1,042 | | 6 | 2 | 1,834 | 1974 | 34 |
| 565 | 585 | 794 | | | | | | |
| Résidents des pays autres que les États-Unis | | | | | | | | |
| | | | | | | | <u>Par terre (via les É.-U.)</u> | |
| | | | | | | | 1973 Même jour | 35 |
| | | | | | | | 1974 | 36 |
| | | | | | | | 1973 Une nuit ou plus | 37 |
| | | | | | | | 1974 | 38 |
| | | | | | | | 1973 Total, par terre | 39 |
| | | | | | | | 1974 | 40 |
| | | | | | | | <u>Par air</u> | |
| | | | | | | | 1973 Entrée directe | 41 |
| | | | | | | | 1974 | 42 |
| | | 1 | | | | | 1973 Entrée via les É.U. | 43 |
| | | | | | | | 1974 | 44 |
| | | | | | | | 1973 Total, par air | 45 |
| | | 1 | | | | | 1974 | 46 |
| | | | | | | | <u>Par mer</u> | |
| | | | | | | | 1973 Entrée directe | 47 |
| | | | | | | | 1974 | 48 |
| | | | | | | | 1973 Entrée via les É.-U. | 49 |
| | | | | | | | 1974 | 50 |
| | | | | | | | 1973 Total, par mer | 51 |
| | | | | | | | 1974 | 52 |
| | | | | | | | 1973 Total | 53 |
| | | 1 | | | | | 1974 | 54 |
| | | | | | | | 1973 Total global | 55 |
| 128 | 600 | 1,042 | | 6 | 2 | 1,834 | 1974 | 56 |
| 565 | 585 | 795 | | | | | | |

TABLE 5B. Non-Resident Travellers Entering Canada by Country of Residence(1) - Continued

| No. | Country of residence | J | F | M | A | M | J | Six months - Six mois |
|-------------------------|---------------------------------------|---|---|---|---|---|---|-----------------------------|
| <u>Europe</u> | | | | | | | | |
| 1 | Austria 1973 | - | - | - | - | - | - | - |
| 2 | 1974 | - | - | - | - | - | - | - |
| 3 | Azores 1973 | - | - | - | - | - | - | - |
| 4 | 1974 | - | - | - | - | - | - | - |
| 5 | Belgium 1973 | - | - | - | - | - | - | - |
| 6 | 1974 | - | - | - | - | - | - | - |
| 7 | Bulgaria 1973 | - | - | - | - | - | - | - |
| 8 | 1974 | - | - | - | - | - | - | - |
| 9 | Czechoslovakia 1973 | - | - | - | - | - | - | - |
| 10 | 1974 | - | - | - | - | - | - | - |
| 11 | Denmark 1973 | - | - | - | - | - | - | - |
| 12 | 1974 | - | - | - | - | - | - | - |
| 13 | Finland 1973 | - | - | - | - | - | - | - |
| 14 | 1974 | - | - | - | - | - | - | - |
| 15 | France 1973 | - | - | - | - | - | - | - |
| 16 | 1974 | - | - | - | - | - | - | - |
| 17 | Germany (Federal Republic) 1973 | - | - | - | - | - | - | - |
| 18 | 1974 | - | - | - | - | - | - | - |
| 19 | Greece 1973 | - | - | - | - | - | - | - |
| 20 | 1974 | - | - | - | - | - | - | - |
| 21 | Hungary 1973 | - | - | - | - | - | - | - |
| 22 | 1974 | - | - | - | - | - | - | - |
| 23 | Ireland (Republic) 1973 | - | - | - | - | - | - | - |
| 24 | 1974 | - | - | - | - | - | - | - |
| 25 | Italy 1973 | - | - | - | - | - | - | - |
| 26 | 1974 | - | - | - | - | - | - | - |
| 27 | Malta 1973 | - | - | - | - | - | - | - |
| 28 | 1974 | - | - | - | - | - | - | - |
| 29 | Netherlands, The 1973 | - | - | - | - | - | - | - |
| 30 | 1974 | - | - | - | - | - | - | - |
| 31 | Norway 1973 | - | - | - | - | - | - | - |
| 32 | 1974 | - | - | - | - | - | - | - |
| 33 | Poland 1973 | - | - | - | - | - | - | - |
| 34 | 1974 | - | - | - | - | - | - | - |
| 35 | Portugal 1973 | - | - | - | - | - | - | - |
| 36 | 1974 | - | - | - | - | - | - | - |
| 37 | Rumania 1973 | - | - | - | - | - | - | - |
| 38 | 1974 | - | - | - | - | - | - | - |
| 39 | Spain 1973 | - | - | - | - | - | - | - |
| 40 | 1974 | - | - | - | - | - | - | - |
| 41 | Sweden 1973 | - | - | - | - | - | - | - |
| 42 | 1974 | - | - | - | - | - | - | - |
| 43 | Switzerland 1973 | - | - | - | - | - | - | - |
| 44 | 1974 | - | - | - | - | - | - | - |
| 45 | Turkey 1973 | - | - | - | - | - | - | - |
| 46 | 1974 | - | - | - | - | - | - | - |
| 47 | United Kingdom 1973 | - | - | - | - | - | - | - |
| 48 | 1974 | - | - | - | - | - | - | - |
| 49 | U.S.S.R. 1973 | - | - | - | - | - | - | - |
| 50 | 1974 | - | - | - | - | - | - | - |
| 51 | Yugoslavia 1973 | - | - | - | - | - | - | - |
| 52 | 1974 | - | - | - | - | - | - | - |
| 53 | Other 1973 | - | - | - | - | - | - | - |
| 54 | 1974 | - | - | - | - | - | - | - |
| 55 | Total 1973 | - | - | - | - | - | - | - |
| 56 | 1974 | - | - | - | - | - | - | - |
| <u>Africa</u> | | | | | | | | |
| 57 | Algeria 1973 | - | - | - | - | - | - | - |
| 58 | 1974 | - | - | - | - | - | - | - |
| 59 | Egypt 1973 | - | - | - | - | - | - | - |
| 60 | 1974 | - | - | - | - | - | - | - |
| 61 | Rhodesia 1973 | - | - | - | - | - | - | - |
| 62 | 1974 | - | - | - | - | - | - | - |
| 63 | South Africa 1973 | - | - | - | - | - | - | - |
| 64 | 1974 | - | - | - | - | - | - | - |
| 65 | Other 1973 | - | - | - | - | - | - | - |
| 66 | 1974 | - | - | - | - | - | - | - |
| 67 | Total 1973 | - | - | - | - | - | - | - |
| 68 | 1974 | - | - | - | - | - | - | - |
| <u>Asia (Continued)</u> | | | | | | | | |
| 69 | Bangladesh 1973 | - | - | - | - | - | - | - |
| 70 | 1974 | - | - | - | - | - | - | - |
| 71 | China 1973 | - | - | - | - | - | - | - |
| 72 | 1974 | - | - | - | - | - | - | - |
| 73 | Hong Kong 1973 | - | - | - | - | - | - | - |
| 74 | 1974 | - | - | - | - | - | - | - |
| 75 | India 1973 | - | - | - | - | - | - | - |
| 76 | 1974 | - | - | - | - | - | - | - |

See footnote(s) at the end of the table.

TABLEAU 5B. Voyageurs non résidents entrant au Canada, selon le pays de résidence(1) - suite

| J | A | S | O | N | D | Year - Année | Pays de résidence | N ^o |
|---|---|---|---|---|---|--------------------|--------------------------------------|----------------|
| | | | | | | | <u>Europe</u> | |
| - | - | - | - | - | - | 1973 | Autriche | 1 |
| - | - | - | - | - | - | 1974 | Autriche | 2 |
| - | - | - | - | - | - | 1973 | Açores | 3 |
| - | - | - | - | - | - | 1974 | Açores | 4 |
| - | - | - | - | - | - | 1973 | Belgique | 5 |
| - | - | - | - | - | - | 1974 | Belgique | 6 |
| - | - | - | - | - | - | 1973 | Bulgarie | 7 |
| - | - | - | - | - | - | 1974 | Bulgarie | 8 |
| - | - | - | - | - | - | 1973 | Tchécoslovaquie | 9 |
| - | - | - | - | - | - | 1974 | Tchécoslovaquie | 10 |
| - | - | - | - | - | - | 1973 | Danemark | 11 |
| - | - | - | - | - | - | 1974 | Danemark | 12 |
| - | - | - | - | - | - | 1973 | Finlande | 13 |
| - | - | - | - | - | - | 1974 | Finlande | 14 |
| - | - | - | - | - | - | 1973 | France | 15 |
| - | - | 1 | - | - | - | 1974 | France | 16 |
| - | - | - | - | - | - | 1973 | Allèmgne (République fédérale) | 17 |
| - | - | - | - | - | - | 1974 | Allèmgne (République fédérale) | 18 |
| - | - | - | - | - | - | 1973 | Grèce | 19 |
| - | - | - | - | - | - | 1974 | Grèce | 20 |
| - | - | - | - | - | - | 1973 | Hongrie | 21 |
| - | - | - | - | - | - | 1974 | Hongrie | 22 |
| - | - | - | - | - | - | 1973 | Irlande (République) | 23 |
| - | - | - | - | - | - | 1974 | Irlande (République) | 24 |
| - | - | - | - | - | - | 1973 | Italie | 25 |
| - | - | - | - | - | - | 1974 | Italie | 26 |
| - | - | - | - | - | - | 1973 | Malte | 27 |
| - | - | - | - | - | - | 1974 | Malte | 28 |
| - | - | - | - | - | - | 1973 | Pays-Bas | 29 |
| - | - | - | - | - | - | 1974 | Pays-Bas | 30 |
| - | - | - | - | - | - | 1973 | Norvège | 31 |
| - | - | - | - | - | - | 1974 | Norvège | 32 |
| - | - | - | - | - | - | 1973 | Pologne | 33 |
| - | - | - | - | - | - | 1974 | Pologne | 34 |
| - | - | - | - | - | - | 1973 | Portugal | 35 |
| - | - | - | - | - | - | 1974 | Portugal | 36 |
| - | - | - | - | - | - | 1973 | Roumanie | 37 |
| - | - | - | - | - | - | 1974 | Roumanie | 38 |
| - | - | - | - | - | - | 1973 | Espagne | 39 |
| - | - | - | - | - | - | 1974 | Espagne | 40 |
| - | - | - | - | - | - | 1973 | Suède | 41 |
| - | - | - | - | - | - | 1974 | Suède | 42 |
| - | - | - | - | - | - | 1973 | Suisse | 43 |
| - | - | - | - | - | - | 1974 | Suisse | 44 |
| - | - | - | - | - | - | 1973 | Turquie | 45 |
| - | - | - | - | - | - | 1974 | Turquie | 46 |
| - | - | - | - | - | - | 1973 | Royaume-Uni | 47 |
| - | - | - | - | - | - | 1974 | Royaume-Uni | 48 |
| - | - | - | - | - | - | 1973 | U.R.S.S. | 49 |
| - | - | - | - | - | - | 1974 | U.R.S.S. | 50 |
| - | - | - | - | - | - | 1973 | Yougoslavie | 51 |
| - | - | - | - | - | - | 1974 | Yougoslavie | 52 |
| - | - | - | - | - | - | 1973 | Autres | 53 |
| - | - | - | - | - | - | 1974 | Autres | 54 |
| - | - | - | - | - | - | 1973 | Total | 55 |
| - | - | 1 | - | - | - | 1974 | Total | 56 |
| | | | | | | | <u>Afrique</u> | |
| - | - | - | - | - | - | 1973 | Algérie | 57 |
| - | - | - | - | - | - | 1974 | Algérie | 58 |
| - | - | - | - | - | - | 1973 | Égypte | 59 |
| - | - | - | - | - | - | 1974 | Égypte | 60 |
| - | - | - | - | - | - | 1973 | Rhodésie | 61 |
| - | - | - | - | - | - | 1974 | Rhodésie | 62 |
| - | - | - | - | - | - | 1973 | Afrique du Sud | 63 |
| - | - | - | - | - | - | 1974 | Afrique du Sud | 64 |
| - | - | - | - | - | - | 1973 | Autres | 65 |
| - | - | - | - | - | - | 1974 | Autres | 66 |
| - | - | - | - | - | - | 1973 | Total | 67 |
| - | - | - | - | - | - | 1974 | Total | 68 |
| | | | | | | | <u>Asie (suite)</u> | |
| - | - | - | - | - | - | 1973 | Bangladesh | 69 |
| - | - | - | - | - | - | 1974 | Bangladesh | 70 |
| - | - | - | - | - | - | 1973 | Chine | 71 |
| - | - | - | - | - | - | 1974 | Chine | 72 |
| - | - | - | - | - | - | 1973 | Hong-Kong | 73 |
| - | - | - | - | - | - | 1974 | Hong-Kong | 74 |
| - | - | - | - | - | - | 1973 | Inde | 75 |
| - | - | - | - | - | - | 1974 | Inde | 76 |

Voir renvoi(s) à la fin du tableau.

TABLE 5B. Non-resident Travellers Entering Canada by Country of Residence(1) - Concluded

| No. | Country of residence | J | F | M | A | M | J | Six months - Six mois |
|---|------------------------------------|----|---|---|----|---|----|-----------------------------|
| <u>Asia - Concluded</u> | | | | | | | | |
| 1 | Israel 1973 | - | - | - | - | - | - | - |
| 2 | 1974 | - | - | - | - | - | - | - |
| 3 | Japan 1973 | - | - | - | - | - | - | - |
| 4 | 1974 | - | - | - | - | - | - | - |
| 5 | Korea, South 1973 | - | - | - | - | - | - | - |
| 6 | 1974 | - | - | - | - | - | - | - |
| 7 | Lebanon 1973 | - | - | - | - | - | - | - |
| 8 | 1974 | - | - | - | - | - | - | - |
| 9 | Pakistan 1973 | - | - | - | - | - | - | - |
| 10 | 1974 | - | - | - | - | - | - | - |
| 11 | Philippines 1973 | - | - | - | - | - | - | - |
| 12 | 1974 | - | - | - | - | - | - | - |
| 13 | Sri Lanka 1973 | - | - | - | - | - | - | - |
| 14 | 1974 | - | - | - | - | - | - | - |
| 15 | Syria 1973 | - | - | - | - | - | - | - |
| 16 | 1974 | - | - | - | - | - | - | - |
| 17 | Taiwan 1973 | - | - | - | - | - | - | - |
| 18 | 1974 | - | - | - | - | - | - | - |
| 19 | Other 1973 | - | - | - | - | - | - | - |
| 20 | 1974 | - | - | - | - | - | - | - |
| 21 | Total 1973 | - | - | - | - | - | - | - |
| 22 | 1974 | - | - | - | - | - | - | - |
| <u>North America, Central America and Caribbean</u> | | | | | | | | |
| 23 | Antigua 1973 | - | - | - | - | - | - | - |
| 24 | 1974 | - | - | - | - | - | - | - |
| 25 | Bahamas 1973 | - | - | - | - | - | - | - |
| 26 | 1974 | - | - | - | - | - | - | - |
| 27 | Barbados 1973 | - | - | - | - | - | - | - |
| 28 | 1974 | - | - | - | - | - | - | - |
| 29 | Bermuda 1973 | - | - | - | - | - | - | - |
| 30 | 1974 | - | - | - | - | - | - | - |
| 31 | Cuba 1973 | - | - | - | - | - | - | - |
| 32 | 1974 | - | - | - | - | - | - | - |
| 33 | Haiti 1973 | - | - | - | - | - | - | - |
| 34 | 1974 | - | - | - | - | - | - | - |
| 35 | Jamaica 1973 | - | - | - | - | - | - | - |
| 36 | 1974 | - | - | - | - | - | - | - |
| 37 | Mexico 1973 | - | - | - | - | - | - | - |
| 38 | 1974 | - | - | - | - | - | - | - |
| 39 | St. Pierre and Miquelon 1973 | - | - | - | - | - | - | - |
| 40 | 1974 | - | - | - | - | - | - | - |
| 41 | Trinidad and Tobago 1973 | - | - | - | - | - | - | - |
| 42 | 1974 | - | - | - | - | - | - | - |
| 43 | United States 1973 | 11 | - | 5 | 13 | 4 | 23 | 56 |
| 44 | 1974 | - | - | - | 4 | 7 | 23 | 34 |
| 45 | Other 1973 | - | - | - | - | - | - | - |
| 46 | 1974 | - | - | - | - | - | - | - |
| 47 | Total 1973 | 11 | - | 5 | 13 | 4 | 23 | 56 |
| 48 | 1974 | - | - | - | 4 | 7 | 23 | 34 |
| <u>South America</u> | | | | | | | | |
| 49 | Argentina 1973 | - | - | - | - | - | - | - |
| 50 | 1974 | - | - | - | - | - | - | - |
| 51 | Brazil 1973 | - | - | - | - | - | - | - |
| 52 | 1974 | - | - | - | - | - | - | - |
| 53 | Colombia 1973 | - | - | - | - | - | - | - |
| 54 | 1974 | - | - | - | - | - | - | - |
| 55 | Guyana 1973 | - | - | - | - | - | - | - |
| 56 | 1974 | - | - | - | - | - | - | - |
| 57 | Venezuela 1973 | - | - | - | - | - | - | - |
| 58 | 1974 | - | - | - | - | - | - | - |
| 59 | Other 1973 | - | - | - | - | - | - | - |
| 60 | 1974 | - | - | - | - | - | - | - |
| 61 | Total 1973 | - | - | - | - | - | - | - |
| 62 | 1974 | - | - | - | - | - | - | - |
| <u>Oceania and Other</u> | | | | | | | | |
| <u>Ocean Islands</u> | | | | | | | | |
| 63 | Australia 1973 | - | - | - | - | - | - | - |
| 64 | 1974 | - | - | - | - | - | - | - |
| 65 | New Zealand 1973 | - | - | - | - | - | - | - |
| 66 | 1974 | - | - | - | - | - | - | - |
| 67 | Other 1973 | - | - | - | - | - | - | - |
| 68 | 1974 | - | - | - | - | - | - | - |
| 69 | Total 1973 | - | - | - | - | - | - | - |
| 70 | 1974 | - | - | - | - | - | - | - |
| 71 | Grand total 1973 | 11 | - | 5 | 13 | 4 | 23 | 56 |
| 72 | 1974 | - | - | - | 4 | 7 | 23 | 34 |

(1) Additional data are available by country on request.

TABLEAU 5B. Voyageurs non résidents entrant au Canada, selon le pays de résidence(1) - fin

| J | A | S | O | N | D | Year - Année | Pays de résidence | NO |
|-----|-----|-------|---|---|---|--------------------|--|----|
| - | - | - | - | - | - | - | <u>Asie - fin</u> | |
| - | - | - | - | - | - | 1973 | Israël | 1 |
| - | - | - | - | - | - | 1974 | Israël | 2 |
| - | - | - | - | - | - | 1973 | Japon | 3 |
| - | - | - | - | - | - | 1974 | Japon | 4 |
| - | - | - | - | - | - | 1973 | Corée du Sud | 5 |
| - | - | - | - | - | - | 1974 | Corée du Sud | 6 |
| - | - | - | - | - | - | 1973 | Liban | 7 |
| - | - | - | - | - | - | 1974 | Liban | 8 |
| - | - | - | - | - | - | 1973 | Pakiatan | 9 |
| - | - | - | - | - | - | 1974 | Pakiatan | 10 |
| - | - | - | - | - | - | 1973 | Philippines | 11 |
| - | - | - | - | - | - | 1974 | Philippines | 12 |
| - | - | - | - | - | - | 1973 | Sri Lanka | 13 |
| - | - | - | - | - | - | 1974 | Sri Lanka | 14 |
| - | - | - | - | - | - | 1973 | Syrie | 15 |
| - | - | - | - | - | - | 1974 | Syrie | 16 |
| - | - | - | - | - | - | 1973 | Taiwan | 17 |
| - | - | - | - | - | - | 1974 | Taiwan | 18 |
| - | - | - | - | - | - | 1973 | Autres | 19 |
| - | - | - | - | - | - | 1974 | Autres | 20 |
| - | - | - | - | - | - | 1973 | Total | 21 |
| - | - | - | - | - | - | 1974 | Total | 22 |
| - | - | - | - | - | - | - | <u>Amérique du Nord, Amérique centrale et Antilles</u> | |
| - | - | - | - | - | - | 1973 | Antigua | 23 |
| - | - | - | - | - | - | 1974 | Antigua | 24 |
| - | - | - | - | - | - | 1973 | Bahamas | 25 |
| - | - | - | - | - | - | 1974 | Bahamas | 26 |
| - | - | - | - | - | - | 1973 | Barbade | 27 |
| - | - | - | - | - | - | 1974 | Barbade | 28 |
| - | - | - | - | - | - | 1973 | Bermudes | 29 |
| - | - | - | - | - | - | 1974 | Bermudes | 30 |
| - | - | - | - | - | - | 1973 | Cuba | 31 |
| - | - | - | - | - | - | 1974 | Cuba | 32 |
| - | - | - | - | - | - | 1973 | Haiti | 33 |
| - | - | - | - | - | - | 1974 | Haiti | 34 |
| - | - | - | - | - | - | 1973 | Jamaïque | 35 |
| - | - | - | - | - | - | 1974 | Jamaïque | 36 |
| - | - | - | - | - | - | 1973 | Mexique | 37 |
| - | - | - | - | - | - | 1974 | Mexique | 38 |
| - | - | - | - | - | - | 1973 | St. Pierre-et-Miquelon | 39 |
| - | - | - | - | - | - | 1974 | St. Pierre-et-Miquelon | 40 |
| - | - | - | - | - | - | 1973 | Trinité et Tobago | 41 |
| - | - | - | - | - | - | 1974 | Trinité et Tobago | 42 |
| 128 | 600 | 1,042 | - | 6 | 2 | 1,834 | 1973 États-Unis | 43 |
| 565 | 585 | 796 | - | - | - | - | 1974 États-Unis | 44 |
| - | - | - | - | - | - | - | 1973 Autres | 45 |
| - | - | - | - | - | - | - | 1974 Autres | 46 |
| 128 | 600 | 1,042 | - | 6 | 2 | 1,834 | 1973 Total | 47 |
| 565 | 585 | 796 | - | - | - | - | 1974 Total | 48 |
| - | - | - | - | - | - | - | <u>Amérique du Sud</u> | |
| - | - | - | - | - | - | 1973 | Argentine | 49 |
| - | - | - | - | - | - | 1974 | Argentine | 50 |
| - | - | - | - | - | - | 1973 | Brésil | 51 |
| - | - | - | - | - | - | 1974 | Brésil | 52 |
| - | - | - | - | - | - | 1973 | Colombie | 53 |
| - | - | - | - | - | - | 1974 | Colombie | 54 |
| - | - | - | - | - | - | 1973 | Guyane | 55 |
| - | - | - | - | - | - | 1974 | Guyane | 56 |
| - | - | - | - | - | - | 1973 | Venezuela | 57 |
| - | - | - | - | - | - | 1974 | Venezuela | 58 |
| - | - | - | - | - | - | 1973 | Autres | 59 |
| - | - | - | - | - | - | 1974 | Autres | 60 |
| - | - | - | - | - | - | 1973 | Total | 61 |
| - | - | - | - | - | - | 1974 | Total | 62 |
| - | - | - | - | - | - | - | <u>Océanie et autres îles océaniques</u> | |
| - | - | - | - | - | - | 1973 | Australie | 63 |
| - | - | - | - | - | - | 1974 | Australie | 64 |
| - | - | - | - | - | - | 1973 | Nouvelle-Zélande | 65 |
| - | - | - | - | - | - | 1974 | Nouvelle-Zélande | 66 |
| - | - | - | - | - | - | 1973 | Autres | 67 |
| - | - | - | - | - | - | 1974 | Autres | 68 |
| - | - | - | - | - | - | 1973 | Total | 69 |
| - | - | - | - | - | - | 1974 | Total | 70 |
| 128 | 600 | 1,042 | - | 6 | 2 | 1,834 | 1973 Total global | 71 |
| 565 | 585 | 796 | - | - | - | - | 1974 Total global | 72 |

(1) D'autres renseignements sont disponibles par pays, sur demande.

TABLE 5C. Resident Travellers Returning to Canada by Type of Transportation

| No. | Type of transportation | J | F | M | A | M | J | Six months - Six mois |
|--|------------------------------------|----|---|-----|-----|---|---|-----------------------------|
| Returning from the United States(1) | | | | | | | | |
| <u>Land</u> | | | | | | | | |
| 1 | Automobile 1973 | - | - | - | - | - | - | - |
| 2 | 1974 | - | - | - | - | - | - | - |
| 3 | Same day 1973 | - | - | - | - | - | - | - |
| 4 | 1974 | - | - | - | - | - | - | - |
| 5 | One night 1973 | - | - | - | - | - | - | - |
| 6 | 1974 | - | - | - | - | - | - | - |
| 7 | Two or more nights 1973 | - | - | - | - | - | - | - |
| 8 | 1974 | - | - | - | - | - | - | - |
| 9 | Bus 1973 | - | - | - | - | - | - | - |
| 10 | 1974 | - | - | - | - | - | - | - |
| 11 | Same day 1973 | - | - | - | - | - | - | - |
| 12 | 1974 | - | - | - | - | - | - | - |
| 13 | One or more nights 1973 | - | - | - | - | - | - | - |
| 14 | 1974 | - | - | - | - | - | - | - |
| 15 | Rail 1973 | - | - | - | - | - | - | - |
| 16 | 1974 | - | - | - | - | - | - | - |
| 17 | Other methods 1973 | - | - | - | - | - | - | - |
| 18 | 1974 | - | - | - | - | - | - | - |
| 19 | Total land 1973 | - | - | - | - | - | - | - |
| 20 | 1974 | - | - | - | - | - | - | - |
| <u>Air</u> | | | | | | | | |
| 21 | Commercial 1973 | - | - | - | 105 | - | - | 105 |
| 22 | 1974 | - | - | 108 | - | - | - | 108 |
| 23 | Private 1973 | - | - | - | 2 | - | - | 2 |
| 24 | 1974 | - | - | - | - | - | - | - |
| 25 | Total air 1973 | - | - | 108 | 107 | - | - | 107 |
| 26 | 1974 | - | - | - | - | - | - | 108 |
| <u>Marine</u> | | | | | | | | |
| 27 | Commercial 1973 | - | - | - | - | - | - | - |
| 28 | 1974 | - | - | - | - | - | - | - |
| 29 | Private 1973 | - | - | - | - | - | - | - |
| 30 | 1974 | - | - | - | - | - | - | - |
| 31 | Total marine 1973 | - | - | - | - | - | - | - |
| 32 | 1974 | - | - | - | - | - | - | - |
| 33 | Total 1973 | - | - | 108 | 107 | - | - | 107 |
| 34 | 1974 | - | - | - | - | - | - | 108 |
| Returning from countries other than the United States(2) | | | | | | | | |
| <u>Land (via the U.S.A.)</u> | | | | | | | | |
| 35 | 1973 | - | - | - | - | - | - | - |
| 36 | 1974 | - | - | - | - | - | - | - |
| <u>Air</u> | | | | | | | | |
| 37 | Returning direct 1973 | 63 | - | - | 101 | - | - | 164 |
| 38 | 1974 | 71 | - | - | 210 | - | - | 281 |
| 39 | Returning via the U.S.A. 1973 | - | - | - | - | - | - | - |
| 40 | 1974 | - | - | - | - | - | - | - |
| 41 | Total air 1973 | 63 | - | - | 101 | - | - | 164 |
| 42 | 1974 | 71 | - | - | 210 | - | - | 281 |
| <u>Marine</u> | | | | | | | | |
| 43 | Returning direct 1973 | - | - | - | - | - | - | - |
| 44 | 1974 | - | - | - | - | - | - | - |
| 45 | Returning via the U.S.A. 1973 | - | - | - | - | - | - | - |
| 46 | 1974 | - | - | - | - | - | - | - |
| 47 | Total marine 1973 | - | - | - | - | - | - | - |
| 48 | 1974 | - | - | - | - | - | - | - |
| 49 | Total 1973 | 63 | - | - | 101 | - | - | 164 |
| 50 | 1974 | 71 | - | - | 210 | - | - | 281 |
| 51 | Grand total 1973 | 63 | - | - | 208 | - | - | 271 |
| 52 | 1974 | 71 | - | 108 | 210 | - | - | 389 |

(1) Continental United States and Alaska.

(2) Includes Hawaii, Puerto Rico, Philippines and other U.S. protectorates.

TABLEAU 5C. Voyageurs résidents revenant au Canada, selon le moyen de transport

| J | A | S | O | N | D | Year - Année | Moyen de transport | No |
|---|---|----|---|---|---|--------------------|----------------------------------|----|
| Rentrée des États-Unis(1) | | | | | | | | |
| - | - | - | - | - | - | - | <u>Par terre</u> | |
| - | - | - | - | - | - | - | 1973 Automobile | 1 |
| - | - | - | - | - | - | - | 1974 | 2 |
| - | - | - | - | - | - | - | 1973 Même jour | 3 |
| - | - | - | - | - | - | - | 1974 | 4 |
| - | - | - | - | - | - | - | 1973 Une nuit | 5 |
| - | - | - | - | - | - | - | 1974 | 6 |
| - | - | - | - | - | - | - | 1973 Deux nuits ou plus | 7 |
| - | - | - | - | - | - | - | 1974 | 8 |
| - | - | - | - | - | - | - | 1973 Autocar | 9 |
| - | - | - | - | - | - | - | 1974 | 10 |
| - | - | - | - | - | - | - | 1973 Même jour | 11 |
| - | - | - | - | - | - | - | 1974 | 12 |
| - | - | - | - | - | - | - | 1973 Une nuit ou plus | 13 |
| - | - | - | - | - | - | - | 1974 | 14 |
| - | - | - | - | - | - | - | 1973 Chemin de fer | 15 |
| - | - | - | - | - | - | - | 1974 | 16 |
| - | - | - | - | - | - | - | 1973 Autres moyens | 17 |
| - | - | - | - | - | - | - | 1974 | 18 |
| - | - | - | - | - | - | - | 1973 Total, par terre | 19 |
| - | - | - | - | - | - | - | 1974 | 20 |
| - | - | - | - | - | - | - | <u>Par air</u> | |
| - | - | - | - | - | - | 105 | 1973 Commercial | 21 |
| - | - | - | - | - | - | - | 1974 | 22 |
| 2 | - | - | - | - | - | 2 | 1973 Privé | 23 |
| - | - | - | - | - | - | - | 1974 | 24 |
| 2 | - | - | - | - | - | 107 | 1973 Total, par air | 25 |
| - | - | - | - | - | - | - | 1974 | 26 |
| - | - | - | - | - | - | - | <u>Par mer</u> | |
| - | - | - | - | - | - | - | 1973 Commercial | 27 |
| 20 | - | 16 | - | - | - | - | 1974 | 28 |
| - | - | - | - | - | - | - | 1973 Privé | 29 |
| - | - | - | - | - | - | - | 1974 | 30 |
| - | - | - | - | - | - | - | 1973 Total, par mer | 31 |
| 20 | - | 16 | - | - | - | - | 1974 | 32 |
| 22 | - | 16 | - | - | - | 107 | 1973 Total | 33 |
| - | - | - | - | - | - | - | 1974 | 34 |
| Rentrée des pays autres que les États-Unis(2) | | | | | | | | |
| - | - | - | - | - | - | - | <u>Par terre (via les É.-U.)</u> | |
| - | - | - | - | - | - | - | 1973 | 35 |
| - | - | - | - | - | - | - | 1974 | 36 |
| - | - | - | - | - | - | - | <u>Par air</u> | |
| - | - | - | - | - | - | 164 | 1973 Rentrée directe | 37 |
| - | - | - | - | - | - | - | 1974 | 38 |
| - | - | - | - | - | - | - | 1973 Rentrée via les É.-U. | 39 |
| - | - | - | - | - | - | - | 1974 | 40 |
| - | - | - | - | - | - | 164 | 1973 Total, par air | 41 |
| - | - | - | - | - | - | - | 1974 | 42 |
| - | - | - | - | - | - | - | <u>Par mer</u> | |
| - | - | - | - | - | - | - | 1973 Rentrée directe | 43 |
| - | - | - | - | - | - | - | 1974 | 44 |
| - | - | - | - | - | - | - | 1973 Rentrée via les É.-U. | 45 |
| - | - | - | - | - | - | - | 1974 | 46 |
| - | - | - | - | - | - | - | 1973 Total, par mer | 47 |
| - | - | - | - | - | - | - | 1974 | 48 |
| - | - | - | - | - | - | 164 | 1973 Total | 49 |
| - | - | - | - | - | - | - | 1974 | 50 |
| 22 | - | 16 | - | - | - | 271 | 1973 Total global | 51 |
| - | - | - | - | - | - | - | 1974 | 52 |

(1) États-Unis continentaux et Alaska.

(2) Comprend Hawaii, Porto Rico, Philippines et les autres protections des États-Unis.

TABLE 5D. Number of Vehicles Travelling Between Canada and the United States

| No. | Type of vehicle | | J | F | M | A | M | J | Six months - Six mois |
|------------------------|--------------------------------|------|---|---|---|---|---|---|-----------------------------|
| United States vehicles | | | | | | | | | |
| | <u>Automobile</u> | | | | | | | | |
| 1 | Same day | 1973 | - | - | - | - | - | - | - |
| 2 | | 1974 | - | - | - | - | - | - | - |
| 3 | One night | 1973 | - | - | - | - | - | - | - |
| 4 | | 1974 | - | - | - | - | - | - | - |
| 5 | Two or more nights | 1973 | - | - | - | - | - | - | - |
| 6 | | 1974 | - | - | - | - | - | - | - |
| 7 | Total | 1973 | - | - | - | - | - | - | - |
| 8 | | 1974 | - | - | - | - | - | - | - |
| 9 | Trucks used commercially | 1973 | - | - | - | - | - | - | - |
| 10 | | 1974 | - | - | - | - | - | - | - |
| 11 | Other vehicles | 1973 | - | - | - | - | - | - | - |
| 12 | | 1974 | - | - | - | - | - | - | - |
| 13 | Total | 1973 | - | - | - | - | - | - | - |
| 14 | | 1974 | - | - | - | - | - | - | - |
| Canadian vehicles | | | | | | | | | |
| | <u>Automobile</u> | | | | | | | | |
| 15 | Same day | 1973 | - | - | - | - | - | - | - |
| 16 | | 1974 | - | - | - | - | - | - | - |
| 17 | One night | 1973 | - | - | - | - | - | - | - |
| 18 | | 1974 | - | - | - | - | - | - | - |
| 19 | Two or more nights | 1973 | - | - | - | - | - | - | - |
| 20 | | 1974 | - | - | - | - | - | - | - |
| 21 | Total | 1973 | - | - | - | - | - | - | - |
| 22 | | 1974 | - | - | - | - | - | - | - |
| 23 | Trucks used commercially | 1973 | - | - | - | - | - | - | - |
| 24 | | 1974 | - | - | - | - | - | - | - |
| 25 | Other vehicles | 1973 | - | - | - | - | - | - | - |
| 26 | | 1974 | - | - | - | - | - | - | - |
| 27 | Total | 1973 | - | - | - | - | - | - | - |
| 28 | | 1974 | - | - | - | - | - | - | - |
| Total vehicles | | | | | | | | | |
| | <u>Automobile</u> | | | | | | | | |
| 29 | Same day | 1973 | - | - | - | - | - | - | - |
| 30 | | 1974 | - | - | - | - | - | - | - |
| 31 | One night | 1973 | - | - | - | - | - | - | - |
| 32 | | 1974 | - | - | - | - | - | - | - |
| 33 | Two or more nights | 1973 | - | - | - | - | - | - | - |
| 34 | | 1974 | - | - | - | - | - | - | - |
| 35 | Total | 1973 | - | - | - | - | - | - | - |
| 36 | | 1974 | - | - | - | - | - | - | - |
| 37 | Trucks used commercially | 1973 | - | - | - | - | - | - | - |
| 38 | | 1974 | - | - | - | - | - | - | - |
| 39 | Other vehicles | 1973 | - | - | - | - | - | - | - |
| 40 | | 1974 | - | - | - | - | - | - | - |
| 41 | Total | 1973 | - | - | - | - | - | - | - |
| 42 | | 1974 | - | - | - | - | - | - | - |

TABLEAU 5D. Nombre de véhicules voyageant entre le Canada et les États-Unis

| J | A | S | O | N | D | Year - Année | Genre de véhicule | N ^o |
|--------------------------|---|---|---|---|---|--------------------|--------------------------------|----------------|
| Véhicules des États-Unis | | | | | | | | |
| - | - | - | - | - | - | - | 1973 Automobile | |
| - | - | - | - | - | - | - | 1974 | |
| - | - | - | - | - | - | - | 1973 Môme jour | 1 |
| - | - | - | - | - | - | - | 1974 | 2 |
| - | - | - | - | - | - | - | 1973 Une nuit | 3 |
| - | - | - | - | - | - | - | 1974 | 4 |
| - | - | - | - | - | - | - | 1973 Deux nuits ou plus | 5 |
| - | - | - | - | - | - | - | 1974 | 6 |
| - | - | - | - | - | - | - | 1973 Total | 7 |
| - | - | - | - | - | - | - | 1974 | 8 |
| - | - | - | - | - | - | - | 1973 Camions commerciaux | 9 |
| - | - | - | - | - | - | - | 1974 | 10 |
| - | - | - | - | - | - | - | 1973 Autres véhicules | 11 |
| - | - | - | - | - | - | - | 1974 | 12 |
| - | - | - | - | - | - | - | 1973 Total | 13 |
| - | - | - | - | - | - | - | 1974 | 14 |
| Véhicules du Canada | | | | | | | | |
| - | - | - | - | - | - | - | 1973 Automobile | |
| - | - | - | - | - | - | - | 1974 | |
| - | - | - | - | - | - | - | 1973 Môme jour | 15 |
| - | - | - | - | - | - | - | 1974 | 16 |
| - | - | - | - | - | - | - | 1973 Une nuit | 17 |
| - | - | - | - | - | - | - | 1974 | 18 |
| - | - | - | - | - | - | - | 1973 Deux nuits ou plus | 19 |
| - | - | - | - | - | - | - | 1974 | 20 |
| - | - | - | - | - | - | - | 1973 Total | 21 |
| - | - | - | - | - | - | - | 1974 | 22 |
| - | - | - | - | - | - | - | 1973 Camions commerciaux | 23 |
| - | - | - | - | - | - | - | 1974 | 24 |
| - | - | - | - | - | - | - | 1973 Autres véhicules | 25 |
| - | - | - | - | - | - | - | 1974 | 26 |
| - | - | - | - | - | - | - | 1973 Total | 27 |
| - | - | - | - | - | - | - | 1974 | 28 |
| Total, véhicules | | | | | | | | |
| - | - | - | - | - | - | - | 1973 Automobile | |
| - | - | - | - | - | - | - | 1974 | |
| - | - | - | - | - | - | - | 1973 Môme jour | 29 |
| - | - | - | - | - | - | - | 1974 | 30 |
| - | - | - | - | - | - | - | 1973 Une nuit | 31 |
| - | - | - | - | - | - | - | 1974 | 32 |
| - | - | - | - | - | - | - | 1973 Deux nuits ou plus | 33 |
| - | - | - | - | - | - | - | 1974 | 34 |
| - | - | - | - | - | - | - | 1973 Total | 35 |
| - | - | - | - | - | - | - | 1974 | 36 |
| - | - | - | - | - | - | - | 1973 Camions commerciaux | 37 |
| - | - | - | - | - | - | - | 1974 | 38 |
| - | - | - | - | - | - | - | 1973 Autres véhicules | 39 |
| - | - | - | - | - | - | - | 1974 | 40 |
| - | - | - | - | - | - | - | 1973 Total | 41 |
| - | - | - | - | - | - | - | 1974 | 42 |

TABLE 6A. Non-resident Travellers Entering Canada by Type of Transportation

| No. | Type of transportation | J | F | M | A | M | J | Six months - Six mois | |
|---|------------------------------|------|-------|-------|-------|-------|-------|-----------------------------|--------|
| Residents of the United States | | | | | | | | | |
| <u>Land</u> | | | | | | | | | |
| 1 | Automobile | 1973 | 256 | 230 | 381 | 978 | 2,510 | 10,004 | 14,359 |
| 2 | | 1974 | 157 | 127 | 312 | 983 | 2,090 | 9,696 | 13,365 |
| 3 | Same day | 1973 | - | - | - | - | - | 16 | 16 |
| 4 | | 1974 | - | - | - | - | - | - | - |
| 5 | One night | 1973 | - | - | - | - | 71 | 260 | 331 |
| 6 | | 1974 | - | - | - | 3 | - | 122 | 125 |
| 7 | Two or more nights | 1973 | 256 | 230 | 381 | 978 | 2,439 | 9,728 | 14,012 |
| 8 | | 1974 | 157 | 127 | 312 | 980 | 2,090 | 9,574 | 13,240 |
| 9 | Bus | 1973 | - | - | 30 | 224 | 79 | 799 | 1,132 |
| 10 | | 1974 | - | - | - | 166 | 216 | 1,546 | 1,928 |
| 11 | Same day | 1973 | - | - | - | - | - | - | - |
| 12 | | 1974 | - | - | - | - | - | 3 | 3 |
| 13 | One or more nights | 1973 | - | - | 30 | 224 | 79 | 799 | 1,132 |
| 14 | | 1974 | - | - | - | 166 | 216 | 1,543 | 1,925 |
| 15 | Rail | 1973 | - | - | - | - | - | - | - |
| 16 | | 1974 | - | - | - | - | - | - | - |
| 17 | Other Methods | 1973 | 78 | 100 | 191 | 1,153 | 2,055 | 2,521 | 6,098 |
| 18 | | 1974 | 56 | 87 | 212 | 1,049 | 1,418 | 2,907 | 5,729 |
| 19 | Total land | 1973 | 334 | 330 | 602 | 2,355 | 4,644 | 13,324 | 21,589 |
| 20 | | 1974 | 213 | 214 | 524 | 2,198 | 3,724 | 14,149 | 21,022 |
| <u>Air</u> | | | | | | | | | |
| 21 | Commercial | 1973 | 1,167 | 1,427 | 1,342 | 1,644 | 1,455 | 2,658 | 9,693 |
| 22 | | 1974 | 968 | 1,141 | 1,319 | 1,481 | 2,204 | 3,370 | 10,483 |
| 23 | Private | 1973 | 51 | 75 | 162 | 281 | 167 | 219 | 955 |
| 24 | | 1974 | 94 | 76 | 94 | 66 | 139 | 200 | 669 |
| 25 | Total air | 1973 | 1,218 | 1,502 | 1,504 | 1,925 | 1,622 | 2,877 | 10,648 |
| 26 | | 1974 | 1,062 | 1,217 | 1,413 | 1,547 | 2,343 | 3,570 | 11,152 |
| <u>Marine</u> | | | | | | | | | |
| 27 | Commercial | 1973 | 1 | - | - | - | 153 | 1 | 155 |
| 28 | | 1974 | - | 6 | - | 1 | - | 3 | 10 |
| 29 | Private | 1973 | - | - | - | - | 3 | 38 | 41 |
| 30 | | 1974 | - | 1 | - | - | 8 | 43 | 52 |
| 31 | Total marine | 1973 | 1 | - | - | - | 156 | 39 | 196 |
| 32 | | 1974 | - | 7 | - | 1 | 8 | 46 | 62 |
| 33 | Total | 1973 | 1,553 | 1,832 | 2,106 | 4,280 | 6,422 | 16,240 | 32,433 |
| 34 | | 1974 | 1,275 | 1,438 | 1,937 | 3,746 | 6,075 | 17,765 | 32,236 |
| Residents of countries other than the United States | | | | | | | | | |
| <u>Land (via the U.S.A.)</u> | | | | | | | | | |
| 35 | Same day | 1973 | - | - | - | - | 6 | 8 | 14 |
| 36 | | 1974 | - | - | - | - | - | 4 | 4 |
| 37 | One or more nights | 1973 | 1 | 3 | 1 | 1 | 10 | 23 | 39 |
| 38 | | 1974 | - | 4 | 7 | - | 6 | 55 | 72 |
| 39 | Total land | 1973 | 1 | 3 | 1 | 1 | 16 | 31 | 53 |
| 40 | | 1974 | - | 4 | 7 | - | 6 | 59 | 76 |
| <u>Air</u> | | | | | | | | | |
| 41 | Entering direct | 1973 | 331 | 403 | 372 | 511 | 673 | 1,114 | 3,404 |
| 42 | | 1974 | 373 | 400 | 498 | 380 | 1,117 | 1,405 | 4,173 |
| 43 | Entering via the U.S.A. | 1973 | 115 | 64 | 70 | 123 | 92 | 87 | 551 |
| 44 | | 1974 | 88 | 55 | 111 | 120 | 335 | 302 | 1,011 |
| 45 | Total air | 1973 | 446 | 467 | 442 | 634 | 765 | 1,201 | 3,955 |
| 46 | | 1974 | 461 | 455 | 609 | 500 | 1,452 | 1,707 | 5,184 |
| <u>Marine</u> | | | | | | | | | |
| 47 | Entering direct | 1973 | 83 | 2 | - | 7 | 11 | 45 | 148 |
| 48 | | 1974 | 6 | - | - | - | 6 | 33 | 45 |
| 49 | Entering via the U.S.A. | 1973 | - | - | - | - | - | - | - |
| 50 | | 1974 | - | - | - | - | - | - | - |
| 51 | Total marine | 1973 | 83 | 2 | - | 7 | 11 | 45 | 148 |
| 52 | | 1974 | 6 | - | - | - | 6 | 33 | 45 |
| 53 | Total | 1973 | 530 | 472 | 443 | 642 | 792 | 1,277 | 4,156 |
| 54 | | 1974 | 467 | 459 | 616 | 500 | 1,464 | 1,799 | 5,305 |
| 55 | Grand total | 1973 | 2,083 | 2,304 | 2,549 | 4,922 | 7,214 | 17,517 | 36,589 |
| 56 | | 1974 | 1,742 | 1,897 | 2,553 | 4,246 | 7,539 | 19,564 | 37,541 |

TABLEAU 6A. Voyageurs non résidents entrant au Canada, selon le moyen de transport

| J | A | S | O | N | D | Year — Année | Moyen de transport | N ^o |
|---|--------|--------|-------|-------|-------|--------------------|--------------------------------|----------------|
| Résidents des États-Unis | | | | | | | | |
| <u>Par terre</u> | | | | | | | | |
| 23,917 | 24,168 | 10,468 | 3,866 | 690 | 464 | 77,932 | 1973 Automobile | 1 |
| 22,108 | 25,068 | 8,881 | — | — | — | — | 1974 | 2 |
| 4 | 6 | 26 | 67 | — | — | 119 | 1973 Même jour | 3 |
| 3 | 4 | — | — | — | — | — | 1974 | 4 |
| 145 | 339 | 318 | 131 | — | — | 1,264 | 1973 Une nuit | 5 |
| 176 | 69 | 59 | — | — | — | — | 1974 | 6 |
| 23,768 | 23,823 | 10,124 | 3,668 | 690 | 464 | 76,549 | 1973 Deux nuits ou plus | 7 |
| 21,929 | 24,995 | 8,822 | — | — | — | — | 1974 | 8 |
| 3,206 | 2,020 | 1,319 | 457 | 3 | — | 8,137 | 1973 Autocar | 9 |
| 4,637 | 5,178 | 1,564 | — | — | — | — | 1974 | 10 |
| 352 | 121 | — | — | — | — | 473 | 1973 Même jour | 11 |
| — | 89 | — | — | — | — | — | 1974 | 12 |
| 2,854 | 1,899 | 1,319 | 457 | 3 | — | 7,664 | 1973 Une nuit ou plus | 13 |
| 4,637 | 5,089 | 1,564 | — | — | — | — | 1974 | 14 |
| — | — | — | — | — | — | — | 1973 Chemin de fer | 15 |
| — | — | — | — | — | — | — | 1974 | 16 |
| 5,784 | 7,539 | 4,136 | 1,494 | 210 | 176 | 25,437 | 1973 Autres moyens | 17 |
| 5,693 | 7,897 | 2,332 | — | — | — | — | 1974 | 18 |
| 32,907 | 33,727 | 15,923 | 5,817 | 903 | 640 | 111,506 | 1973 Total, par terre | 19 |
| 32,438 | 38,143 | 12,777 | — | — | — | — | 1974 | 20 |
| <u>Par air</u> | | | | | | | | |
| 8,578 | 7,639 | 3,238 | 2,098 | 1,615 | 1,783 | 34,644 | 1973 Commercial | 21 |
| 7,120 | 7,344 | 3,437 | — | — | — | — | 1974 | 22 |
| 332 | 243 | 221 | 162 | 77 | 50 | 2,040 | 1973 Privé | 23 |
| 232 | 448 | 110 | — | — | — | — | 1974 | 24 |
| 8,910 | 7,882 | 3,459 | 2,260 | 1,692 | 1,833 | 36,684 | 1973 Total, par air | 25 |
| 7,352 | 7,792 | 3,547 | — | — | — | — | 1974 | 26 |
| <u>Par mer</u> | | | | | | | | |
| 570 | — | 327 | — | — | — | 1,052 | 1973 Commercial | 27 |
| 3 | 1,238 | 790 | — | — | — | — | 1974 | 28 |
| 944 | 76 | 33 | 4 | 14 | — | 1,112 | 1973 Privé | 29 |
| 164 | 99 | 19 | — | — | — | — | 1974 | 30 |
| 1,514 | 76 | 360 | 4 | 14 | — | 2,164 | 1973 Total, par mer | 31 |
| 167 | 1,337 | 809 | — | — | — | — | 1974 | 32 |
| 43,331 | 41,685 | 19,742 | 8,081 | 2,609 | 2,473 | 150,354 | 1973 Total | 33 |
| 39,957 | 47,272 | 17,133 | — | — | — | — | 1974 | 34 |
| Résidents des pays autres que les États-Unis | | | | | | | | |
| <u>Par terre (via les É.-U.)</u> | | | | | | | | |
| 14 | 43 | — | 1 | — | 1 | 73 | 1973 Même jour | 35 |
| 19 | 33 | 8 | — | — | — | — | 1974 | 36 |
| 72 | 105 | 43 | 2 | — | 11 | 272 | 1973 Une nuit ou plus | 37 |
| 80 | 117 | 18 | — | — | — | — | 1974 | 38 |
| 86 | 148 | 43 | 3 | — | 12 | 345 | 1973 Total, par terre | 39 |
| 99 | 150 | 26 | — | — | — | — | 1974 | 40 |
| <u>Par air</u> | | | | | | | | |
| 1,455 | 1,355 | 1,064 | 568 | 373 | 775 | 8,994 | 1973 Entrée directe | 41 |
| 1,739 | 1,951 | 1,466 | — | — | — | — | 1974 | 42 |
| 324 | 312 | 237 | 132 | 85 | 89 | 1,730 | 1973 Entrée via les É.U. | 43 |
| 366 | 398 | 346 | — | — | — | — | 1974 | 44 |
| 1,779 | 1,667 | 1,301 | 700 | 458 | 864 | 10,724 | 1973 Total, par air | 45 |
| 2,105 | 2,349 | 1,812 | — | — | — | — | 1974 | 46 |
| <u>Par mer</u> | | | | | | | | |
| 59 | 7 | 32 | 6 | 3 | 4 | 259 | 1973 Entrée directe | 47 |
| 30 | 32 | 13 | — | — | — | — | 1974 | 48 |
| — | — | — | — | — | — | — | 1973 Entrée via les É.-U. | 49 |
| — | — | — | — | — | — | — | 1974 | 50 |
| 59 | 7 | 32 | 6 | 3 | 4 | 259 | 1973 Total, par mer | 51 |
| 30 | 32 | 13 | — | — | — | — | 1974 | 52 |
| 1,924 | 1,822 | 1,376 | 709 | 461 | 880 | 11,328 | 1973 Total | 53 |
| 2,234 | 2,531 | 1,851 | — | — | — | — | 1974 | 54 |
| 45,255 | 43,507 | 21,118 | 8,790 | 3,070 | 3,353 | 161,682 | 1973 Total global | 55 |
| 42,191 | 49,803 | 18,984 | — | — | — | — | 1974 | 56 |

TABLE 6B. Non-Resident Travellers Entering Canada by Country of Residence(1) - Continued

| No. | Country of residence | | J | F | M | A | M | J | Six months - Six mois |
|-------------------------|----------------------------------|------|-----|-----|-----|-----|-------|-------|-----------------------------|
| <u>Europe</u> | | | | | | | | | |
| 1 | Austria | 1973 | 1 | 1 | 1 | 6 | 3 | 3 | 15 |
| 2 | | 1974 | - | - | - | - | 2 | 1 | 3 |
| 3 | Azores | 1973 | - | - | - | - | - | - | - |
| 4 | | 1974 | - | - | - | - | - | - | - |
| 5 | Belgium | 1973 | 2 | 1 | 2 | 1 | 1 | 7 | 14 |
| 6 | | 1974 | 6 | 4 | 1 | - | 1 | 15 | 27 |
| 7 | Bulgaria | 1973 | - | - | - | - | - | - | - |
| 8 | | 1974 | - | - | - | - | - | - | - |
| 9 | Czechoslovakia | 1973 | - | - | - | - | - | - | - |
| 10 | | 1974 | 2 | - | 2 | - | - | - | 4 |
| 11 | Denmark | 1973 | 1 | - | 1 | 2 | 3 | 5 | 12 |
| 12 | | 1974 | 3 | 3 | 4 | 2 | 8 | 19 | 39 |
| 13 | Finland | 1973 | 1 | - | 2 | - | 1 | - | 4 |
| 14 | | 1974 | - | - | 1 | - | 1 | 5 | 7 |
| 15 | France | 1973 | 31 | 33 | 5 | 8 | 61 | 187 | 325 |
| 16 | | 1974 | 90 | 27 | 13 | 33 | 44 | 82 | 289 |
| 17 | Germany (Federal Republic) | 1973 | 19 | 39 | 16 | 15 | 22 | 82 | 193 |
| 18 | | 1974 | 7 | 44 | 18 | 20 | 26 | 64 | 179 |
| 19 | Greece | 1973 | 6 | 10 | 5 | 13 | 7 | 2 | 43 |
| 20 | | 1974 | 2 | 3 | 4 | 7 | 7 | 15 | 38 |
| 21 | Hungary | 1973 | - | 2 | - | - | 4 | 1 | 7 |
| 22 | | 1974 | - | - | - | 5 | - | 1 | 6 |
| 23 | Ireland (Republic) | 1973 | 1 | 3 | 1 | - | 2 | 2 | 9 |
| 24 | | 1974 | 1 | 1 | 3 | 3 | 19 | 7 | 34 |
| 25 | Italy | 1973 | 1 | 2 | - | 2 | 3 | 9 | 17 |
| 26 | | 1974 | - | 5 | 20 | 2 | 12 | 15 | 54 |
| 27 | Malta | 1973 | - | - | - | 2 | - | - | 2 |
| 28 | | 1974 | - | - | - | - | - | - | - |
| 29 | Netherlands, The | 1973 | 10 | 14 | 6 | 16 | 50 | 99 | 195 |
| 30 | | 1974 | 7 | 14 | 11 | 7 | 64 | 142 | 245 |
| 31 | Norway | 1973 | 11 | 4 | 4 | 6 | 12 | 26 | 63 |
| 32 | | 1974 | 3 | 6 | - | 5 | 20 | 43 | 77 |
| 33 | Poland | 1973 | - | - | - | 2 | 1 | 1 | 4 |
| 34 | | 1974 | - | 3 | 1 | - | 1 | - | 5 |
| 35 | Portugal | 1973 | - | 3 | - | 3 | 5 | 5 | 16 |
| 36 | | 1974 | 1 | 2 | 1 | 11 | 4 | 7 | 26 |
| 37 | Rumania | 1973 | - | - | - | 1 | - | 1 | 2 |
| 38 | | 1974 | - | - | - | - | - | - | - |
| 39 | Spain | 1973 | 15 | 12 | 14 | 14 | 30 | 11 | 96 |
| 40 | | 1974 | 15 | 9 | 23 | 19 | 41 | 17 | 124 |
| 41 | Sweden | 1973 | 7 | 3 | 3 | 5 | 7 | 12 | 37 |
| 42 | | 1974 | 3 | 3 | 2 | 7 | 10 | 37 | 62 |
| 43 | Switzerland | 1973 | - | 1 | 1 | - | 2 | 7 | 11 |
| 44 | | 1974 | 1 | 1 | 1 | 3 | 6 | 10 | 22 |
| 45 | Turkey | 1973 | 1 | - | - | - | - | 1 | 2 |
| 46 | | 1974 | - | - | 2 | - | - | - | 2 |
| 47 | United Kingdom | 1973 | 232 | 213 | 260 | 290 | 332 | 555 | 1,882 |
| 48 | | 1974 | 186 | 130 | 263 | 238 | 772 | 821 | 2,410 |
| 49 | U.S.S.R. | 1973 | - | - | - | - | 1 | - | 1 |
| 50 | | 1974 | - | 1 | - | - | - | 2 | 3 |
| 51 | Yugoslavia | 1973 | - | 11 | - | 1 | 3 | - | 15 |
| 52 | | 1974 | 3 | - | 8 | - | 1 | 1 | 13 |
| 53 | Other | 1973 | - | - | - | - | - | - | - |
| 54 | | 1974 | 1 | - | - | - | 2 | 3 | 6 |
| 55 | Total | 1973 | 339 | 352 | 321 | 387 | 550 | 1,016 | 2,965 |
| 56 | | 1974 | 331 | 256 | 378 | 362 | 1,041 | 1,307 | 3,675 |
| <u>Africa</u> | | | | | | | | | |
| 57 | Algeria | 1973 | - | - | - | - | - | - | - |
| 58 | | 1974 | - | - | - | - | - | - | - |
| 59 | Egypt | 1973 | - | - | - | - | - | - | - |
| 60 | | 1974 | - | - | 2 | - | - | - | 2 |
| 61 | Rhodesia | 1973 | - | 1 | - | 1 | - | - | 2 |
| 62 | | 1974 | - | - | - | - | - | - | - |
| 63 | South Africa | 1973 | - | 8 | - | 1 | 1 | 2 | 12 |
| 64 | | 1974 | - | 2 | 3 | 4 | 4 | 8 | 21 |
| 65 | Other | 1973 | 8 | 6 | 3 | 5 | 5 | 21 | 48 |
| 66 | | 1974 | 2 | 12 | 12 | 6 | 27 | 6 | 65 |
| 67 | Total | 1973 | 8 | 15 | 3 | 7 | 6 | 23 | 62 |
| 68 | | 1974 | 2 | 14 | 17 | 10 | 31 | 14 | 86 |
| <u>Asia (Continued)</u> | | | | | | | | | |
| 69 | Bangladesh | 1973 | - | - | - | - | - | - | - |
| 70 | | 1974 | - | 1 | - | - | 1 | 1 | 3 |
| 71 | China | 1973 | - | - | - | - | - | - | - |
| 72 | | 1974 | - | - | - | - | - | - | - |
| 73 | Hong Kong | 1973 | - | - | - | - | 1 | 6 | 7 |
| 74 | | 1974 | - | 2 | 2 | - | 3 | 2 | 9 |
| 75 | India | 1973 | 5 | 8 | 3 | 3 | 13 | 10 | 42 |
| 76 | | 1974 | 1 | 6 | 13 | 3 | 16 | 16 | 55 |

See footnote(s) at the end of the Table.

TABLAU 6B. Voyageurs non résidents entrant au Canada, selon le pays de résidence(1) - suite

| J | A | S | O | N | D | Year - Année | Pays de résidence | N ^o |
|---------------------|-------|-------|-----|-----|-----|--------------|--|----------------|
| <u>Europe</u> | | | | | | | | |
| 10 | 4 | 3 | - | - | 1 | 33 | 1973 Autriche | 1 |
| 8 | 10 | 7 | - | - | - | - | 1974 | 2 |
| - | - | - | - | - | - | - | 1973 Açores | 3 |
| - | - | - | - | - | - | - | 1974 | 4 |
| 16 | 8 | 3 | 2 | 1 | 3 | 47 | 1973 Belgique | 5 |
| 15 | 11 | 4 | - | - | - | - | 1974 | 6 |
| 2 | - | - | - | - | - | 2 | 1973 Bulgarie | 7 |
| 1 | - | - | - | - | - | - | 1974 | 8 |
| - | - | - | - | - | - | - | 1973 Tchécoslovaquie | 9 |
| 1 | 3 | - | - | - | - | - | 1974 | 10 |
| 13 | 9 | 8 | 7 | 2 | 1 | 52 | 1973 Danemark | 11 |
| 17 | 15 | 15 | - | - | - | - | 1974 | 12 |
| - | 10 | 5 | - | 1 | - | 20 | 1973 Finlande | 13 |
| 15 | 12 | 2 | - | - | - | - | 1974 | 14 |
| 118 | 255 | 209 | 169 | 68 | 32 | 1,176 | 1973 France | 15 |
| 95 | 237 | 172 | - | - | - | - | 1974 | 16 |
| 104 | 73 | 46 | 19 | 18 | 19 | 472 | 1973 Allemagne (République Fédérale) | 17 |
| 117 | 91 | 48 | - | - | - | - | 1974 | 18 |
| 8 | 18 | 18 | 15 | 7 | 11 | 120 | 1973 Grèce | 19 |
| 11 | 20 | 14 | - | - | - | - | 1974 | 20 |
| - | 4 | - | - | - | - | 11 | 1973 Hongrie | 21 |
| 1 | - | 2 | - | - | - | - | 1974 | 22 |
| 3 | 9 | 7 | 5 | 3 | 4 | 40 | 1973 Irlande (République) | 23 |
| 9 | 14 | 14 | - | - | - | - | 1974 | 24 |
| 15 | 17 | 13 | 10 | 4 | 3 | 79 | 1973 Italie | 25 |
| 11 | 12 | 20 | - | - | - | - | 1974 | 26 |
| - | 1 | - | - | 1 | - | 4 | 1973 Malte | 27 |
| - | - | 1 | - | - | - | - | 1974 | 28 |
| 190 | 53 | 39 | 13 | 13 | 12 | 515 | 1973 Pays-Bas | 29 |
| 98 | 42 | 41 | - | - | - | - | 1974 | 30 |
| 22 | 15 | 4 | 3 | 9 | 7 | 123 | 1973 Norvège | 31 |
| 29 | 18 | 20 | - | - | - | - | 1974 | 32 |
| 2 | 5 | - | - | - | - | 11 | 1973 Pologne | 33 |
| 1 | 4 | 2 | - | - | - | - | 1974 | 34 |
| 5 | 3 | 4 | 1 | 5 | 10 | 44 | 1973 Portugal | 35 |
| 2 | 3 | 7 | - | - | - | - | 1974 | 36 |
| - | 1 | - | - | - | - | 3 | 1973 Roumanie | 37 |
| - | - | - | - | - | - | - | 1974 | 38 |
| 15 | 26 | 16 | 32 | 15 | 34 | 234 | 1973 Espagne | 39 |
| 7 | 14 | 6 | - | - | - | - | 1974 | 40 |
| 15 | 27 | 78 | 5 | 2 | 10 | 164 | 1973 Suède | 41 |
| 24 | 15 | 13 | - | - | - | - | 1974 | 42 |
| 6 | 15 | 4 | 3 | 2 | - | 41 | 1973 Suisse | 43 |
| 16 | 9 | 259 | - | - | - | - | 1974 | 44 |
| 3 | 5 | - | 2 | - | 1 | 13 | 1973 Turquie | 45 |
| 1 | - | 1 | - | - | - | - | 1974 | 46 |
| 753 | 663 | 439 | 236 | 152 | 427 | 4,552 | 1973 Royaume-Uni | 47 |
| 1,064 | 1,291 | 582 | - | - | - | - | 1974 | 48 |
| - | - | 1 | - | - | - | 2 | 1973 U.R.S.S. | 49 |
| - | - | - | - | - | - | - | 1974 | 50 |
| - | - | 1 | - | 1 | 1 | 18 | 1973 Yougoslavie | 51 |
| 6 | 3 | - | - | - | - | - | 1974 | 52 |
| 2 | 4 | - | - | - | - | 6 | 1973 Autres | 53 |
| - | 2 | 7 | - | - | - | - | 1974 | 54 |
| 1,302 | 1,215 | 898 | 522 | 304 | 576 | 7,782 | 1973 Total | 55 |
| 1,549 | 1,826 | 1,237 | - | - | - | - | 1974 | 56 |
| <u>Afrique</u> | | | | | | | | |
| - | 6 | - | - | - | - | 6 | 1973 Algérie | 57 |
| - | - | 2 | - | - | - | - | 1974 | 58 |
| 11 | 2 | 1 | - | 1 | 1 | 16 | 1973 Égypte | 59 |
| - | 4 | - | - | - | - | - | 1974 | 60 |
| - | 1 | - | - | - | - | 3 | 1973 Rhodésie | 61 |
| 1 | - | - | - | - | - | - | 1974 | 62 |
| 5 | 6 | 21 | 3 | 1 | 9 | 57 | 1973 Afrique du Sud | 63 |
| 8 | 11 | 14 | - | - | - | - | 1974 | 64 |
| 15 | 6 | 23 | 7 | 9 | 18 | 126 | 1973 Autres | 65 |
| 31 | 25 | 27 | - | - | - | - | 1974 | 66 |
| 31 | 21 | 45 | 10 | 11 | 28 | 208 | 1973 Total | 67 |
| 40 | 40 | 43 | - | - | - | - | 1974 | 68 |
| <u>Asie (suite)</u> | | | | | | | | |
| - | - | - | - | 1 | - | 1 | 1973 Bangladesh | 69 |
| 1 | - | - | - | - | - | - | 1974 | 70 |
| - | 3 | - | - | - | - | 3 | 1973 Chine | 71 |
| - | 2 | - | - | - | - | - | 1974 | 72 |
| 2 | 6 | 9 | 1 | - | 1 | 26 | 1973 Hong-Kong | 73 |
| 7 | 12 | 9 | - | - | - | - | 1974 | 74 |
| 14 | 23 | 19 | 16 | 7 | 7 | 128 | 1973 Inde | 75 |
| 15 | 11 | 17 | - | - | - | - | 1974 | 76 |

Voir renvoi(s) à la fin du tableau.

TABLE 6B. Non-resident Travellers Entering Canada by Country of Residence(1) - Concluded

| No. | Country of residence | J | F | M | A | M | J | Six months - Six mois |
|---|------------------------------------|-------|-------|-------|-------|-------|--------|-----------------------------|
| <u>Asia - Concluded</u> | | | | | | | | |
| 1 | Israel 1973 | - | - | - | 1 | 1 | 2 | 4 |
| 2 | 1974 | 1 | 1 | 2 | 1 | - | - | 5 |
| 3 | Japan 1973 | 4 | 6 | 1 | 6 | 8 | 16 | 41 |
| 4 | 1974 | 3 | 7 | 10 | 14 | 8 | 24 | 66 |
| 5 | Korea, South 1973 | - | - | - | - | - | 1 | 1 |
| 6 | 1974 | - | - | 1 | - | 1 | 1 | 3 |
| 7 | Lebanon 1973 | - | 2 | 1 | 1 | 4 | 1 | 9 |
| 8 | 1974 | - | 1 | 4 | 1 | 3 | 1 | 9 |
| 9 | Pakistan 1973 | 3 | 5 | 2 | - | 1 | 8 | 19 |
| 10 | 1974 | 2 | 3 | - | 3 | 6 | 8 | 22 |
| 11 | Philippines 1973 | 1 | - | 1 | 1 | 2 | - | 5 |
| 12 | 1974 | - | - | - | 1 | 7 | 5 | 13 |
| 13 | Sri Lanka 1973 | - | - | - | - | 1 | - | 1 |
| 14 | 1974 | - | - | - | - | - | 1 | 1 |
| 15 | Syria 1973 | - | - | - | - | - | - | - |
| 16 | 1974 | - | - | - | - | - | - | - |
| 17 | Taiwan 1973 | 3 | 1 | 1 | - | 3 | 3 | 11 |
| 18 | 1974 | 1 | - | 1 | 1 | 5 | 12 | 20 |
| 19 | Other 1973 | 2 | 4 | 3 | 4 | 4 | 2 | 19 |
| 20 | 1974 | 2 | 4 | 5 | 3 | 19 | 7 | 40 |
| 21 | Total 1973 | 18 | 26 | 12 | 16 | 38 | 49 | 159 |
| 22 | 1974 | 10 | 25 | 38 | 27 | 69 | 77 | 246 |
| <u>North America, Central America and Caribbean</u> | | | | | | | | |
| 23 | Antigua 1973 | 1 | - | - | - | 6 | 1 | 8 |
| 24 | 1974 | - | - | - | 2 | - | 2 | 4 |
| 25 | Bahamas 1973 | - | - | - | 1 | - | 3 | 4 |
| 26 | 1974 | - | - | - | - | - | - | - |
| 27 | Barbados 1973 | 6 | 2 | 4 | - | 1 | 3 | 16 |
| 28 | 1974 | 3 | 1 | 2 | 1 | 2 | 4 | 13 |
| 29 | Bermuda 1973 | 21 | 12 | 13 | 34 | 19 | 45 | 144 |
| 30 | 1974 | 10 | 31 | 20 | 3 | 40 | 48 | 152 |
| 31 | Cuba 1973 | 1 | - | - | - | - | - | 1 |
| 32 | 1974 | - | - | - | - | - | - | - |
| 33 | Haiti 1973 | 1 | - | - | 2 | 4 | 3 | 10 |
| 34 | 1974 | 3 | 2 | 2 | 3 | 7 | 5 | 22 |
| 35 | Jamaica 1973 | 21 | 7 | 3 | 10 | 7 | 4 | 52 |
| 36 | 1974 | 1 | 6 | 5 | 5 | 12 | 10 | 39 |
| 37 | Mexico 1973 | 1 | 4 | 1 | 1 | 1 | 4 | 12 |
| 38 | 1974 | 1 | 1 | - | - | 3 | 8 | 13 |
| 39 | St. Pierre and Miquelon 1973 | 60 | 23 | 54 | 139 | 126 | 68 | 470 |
| 40 | 1974 | 74 | 85 | 108 | 47 | 167 | 220 | 701 |
| 41 | Trinidad and Tobago 1973 | 12 | 4 | 5 | 10 | 3 | 19 | 53 |
| 42 | 1974 | 4 | 6 | 8 | 9 | 8 | 12 | 47 |
| 43 | United States 1973 | 1,553 | 1,832 | 2,106 | 4,280 | 6,422 | 16,240 | 32,433 |
| 44 | 1974 | 1,275 | 1,438 | 1,937 | 3,746 | 6,075 | 17,765 | 32,236 |
| 45 | Other 1973 | 9 | 10 | 13 | 6 | 7 | 11 | 56 |
| 46 | 1974 | 7 | 10 | 13 | 5 | 14 | 25 | 74 |
| 47 | Total 1973 | 1,686 | 1,894 | 2,199 | 4,483 | 6,596 | 16,401 | 33,259 |
| 48 | 1974 | 1,378 | 1,580 | 2,095 | 3,821 | 6,328 | 18,099 | 33,301 |
| <u>South America</u> | | | | | | | | |
| 49 | Argentina 1973 | 2 | 1 | 2 | 1 | - | 1 | 7 |
| 50 | 1974 | - | 1 | - | - | 6 | 5 | 12 |
| 51 | Brazil 1973 | 1 | 6 | 1 | 1 | - | - | 9 |
| 52 | 1974 | 1 | 3 | 5 | 1 | 3 | 5 | 18 |
| 53 | Colombia 1973 | 4 | - | 2 | 4 | 6 | 4 | 20 |
| 54 | 1974 | 2 | 5 | 9 | 6 | 12 | 13 | 47 |
| 55 | Guyana 1973 | 1 | - | 1 | 5 | - | 1 | 8 |
| 56 | 1974 | - | 1 | - | 2 | 4 | 3 | 10 |
| 57 | Venezuela 1973 | - | 1 | - | 1 | 3 | - | 5 |
| 58 | 1974 | - | - | 4 | - | 3 | - | 7 |
| 59 | Other 1973 | 6 | 1 | 6 | 10 | 1 | 5 | 29 |
| 60 | 1974 | - | 7 | 2 | 8 | 10 | 12 | 39 |
| 61 | Total 1973 | 14 | 9 | 12 | 22 | 10 | 11 | 78 |
| 62 | 1974 | 3 | 17 | 20 | 17 | 38 | 38 | 133 |
| <u>Oceania and Other Ocean Islands</u> | | | | | | | | |
| 63 | Australia 1973 | 17 | 6 | 2 | 4 | 13 | 10 | 52 |
| 64 | 1974 | 18 | 5 | 5 | 7 | 22 | 25 | 82 |
| 65 | New Zealand 1973 | 1 | 2 | - | 2 | 1 | 7 | 13 |
| 66 | 1974 | - | - | - | 2 | 9 | 4 | 15 |
| 67 | Other 1973 | - | - | - | 1 | - | - | 1 |
| 68 | 1974 | - | - | - | - | 1 | - | 1 |
| 69 | Total 1973 | 18 | 8 | 2 | 7 | 14 | 17 | 66 |
| 70 | 1974 | 18 | 5 | 5 | 9 | 32 | 29 | 98 |
| 71 | Grand total 1973 | 2,083 | 2,304 | 2,549 | 4,922 | 7,214 | 17,517 | 36,589 |
| 72 | 1974 | 1,742 | 1,897 | 2,553 | 4,246 | 7,539 | 19,564 | 37,541 |

(1) Additional data are available by country on request.

TABLEAU 6B. Voyageurs non résidents entrant au Canada, selon le pays de résidence(1) - fin

| J | A | S | O | N | D | Year - Année | Pays de résidence | No |
|--|--------|--------|-------|-------|-------|--------------------|-----------------------------------|----|
| <u>Asie - fin</u> | | | | | | | | |
| 6 | 4 | 7 | - | 1 | - | 22 | 1973 Israël | 1 |
| 3 | 18 | 5 | | | | | 1974 | 2 |
| 41 | 84 | 15 | 6 | 1 | 7 | 195 | 1973 Japon | 3 |
| 37 | 63 | 24 | | | | | 1974 | 4 |
| 3 | 1 | | 10 | - | - | 15 | 1973 Corée du Sud | 5 |
| - | - | 2 | | | | | 1974 | 6 |
| 4 | 6 | 2 | | | | 22 | 1973 Liban | 7 |
| 5 | 4 | 3 | | | | | 1974 | 8 |
| 6 | 7 | 2 | 8 | 2 | 1 | 45 | 1973 Pakistan | 9 |
| 6 | 7 | 1 | | | | | 1974 | 10 |
| - | 2 | 2 | | | | 10 | 1973 Philippines | 11 |
| 2 | 16 | 2 | | | | | 1974 | 12 |
| - | 1 | 2 | | | | 4 | 1973 Sri Lanka | 13 |
| - | 2 | 2 | | | | | 1974 | 14 |
| - | - | - | | | | - | 1973 Syrie | 15 |
| - | - | - | | | | | 1974 | 16 |
| 2 | 9 | 3 | | 1 | 1 | 27 | 1973 Taiwan | 17 |
| 18 | 4 | 10 | | | | | 1974 | 18 |
| 12 | 4 | 14 | 8 | 3 | 1 | 61 | 1973 Autres | 19 |
| 12 | 14 | 10 | | | | | 1974 | 20 |
| 90 | 150 | 75 | 49 | 16 | 20 | 559 | 1973 Total | 21 |
| 106 | 153 | 85 | | | | | 1974 | 22 |
| <u>Amérique du Nord, Amérique centrale et Antilles</u> | | | | | | | | |
| 1 | 1 | 3 | - | 1 | 1 | 15 | 1973 Antigua | 23 |
| 2 | 3 | 4 | | | | | 1974 | 24 |
| 5 | 9 | - | | | | 18 | 1973 Bahamas | 25 |
| 2 | 1 | 1 | | | | | 1974 | 26 |
| 7 | 6 | 5 | 4 | 1 | 2 | 41 | 1973 Barbade | 27 |
| 7 | 6 | 5 | | | | | 1974 | 28 |
| 77 | 105 | 65 | 37 | 20 | 56 | 504 | 1973 Bermudes | 29 |
| 63 | 103 | 76 | | | | | 1974 | 30 |
| 2 | - | - | | | | 4 | 1973 Cuba | 31 |
| - | - | - | | | | | 1974 | 32 |
| 7 | 11 | - | 2 | 1 | - | 31 | 1973 Haïti | 33 |
| 7 | 4 | 10 | | | | | 1974 | 34 |
| 16 | 16 | 8 | 14 | 2 | 8 | 116 | 1973 Jamaïque | 35 |
| 17 | 21 | 15 | | | | | 1974 | 36 |
| 10 | 5 | - | | 1 | 2 | 30 | 1973 Mexique | 37 |
| 3 | 3 | 4 | | | | | 1974 | 38 |
| 208 | 109 | 165 | 32 | 59 | 147 | 1,190 | 1973 St. Pierre-et-Miquelon | 39 |
| 258 | 186 | 236 | | | | | 1974 | 40 |
| 21 | 12 | 27 | 2 | 8 | 5 | 128 | 1973 Trinité et Tobago | 41 |
| 25 | 36 | 25 | | | | | 1974 | 42 |
| 43,331 | 41,685 | 19,742 | 8,081 | 2,609 | 2,473 | 150,354 | 1973 États-Unis | 43 |
| 39,957 | 47,272 | 17,133 | | | | | 1974 | 44 |
| 48 | 57 | 26 | 13 | 12 | 10 | 222 | 1973 Autres | 45 |
| 43 | 47 | 35 | | | | | 1974 | 46 |
| 43,733 | 42,016 | 20,041 | 8,185 | 2,715 | 2,704 | 152,653 | 1973 Total | 47 |
| 40,384 | 47,682 | 17,544 | | | | | 1974 | 48 |
| <u>Amérique du Sud</u> | | | | | | | | |
| 5 | 5 | 7 | 2 | 1 | 2 | 29 | 1973 Argentine | 49 |
| 6 | 17 | 3 | | | | | 1974 | 50 |
| 9 | 8 | 3 | 1 | 1 | 1 | 32 | 1973 Brésil | 51 |
| 18 | 3 | 3 | | | | | 1974 | 52 |
| 18 | 12 | 12 | 2 | 5 | 3 | 72 | 1973 Colombie | 53 |
| 21 | 12 | 15 | | | | | 1974 | 54 |
| 2 | 8 | 2 | | 4 | - | 24 | 1973 Guyane | 55 |
| 3 | 5 | 6 | | | | | 1974 | 56 |
| 5 | 9 | 2 | 1 | - | - | 22 | 1973 Venezuela | 57 |
| 8 | - | 3 | | | | | 1974 | 58 |
| 18 | 18 | 17 | 4 | 4 | 8 | 98 | 1973 Autres | 59 |
| 22 | 19 | 27 | | | | | 1974 | 60 |
| 57 | 60 | 43 | 10 | 15 | 14 | 277 | 1973 Total | 61 |
| 78 | 56 | 57 | | | | | 1974 | 62 |
| <u>Océanie et autres îles océaniques</u> | | | | | | | | |
| 40 | 30 | 12 | 11 | 8 | 11 | 164 | 1973 Australie | 63 |
| 20 | 38 | 13 | | | | | 1974 | 64 |
| 2 | 14 | 4 | 3 | 1 | - | 37 | 1973 Nouvelle-Zélande | 65 |
| 13 | 4 | 5 | | | | | 1974 | 66 |
| - | 1 | - | | | | 2 | 1973 Autres | 67 |
| 1 | 4 | - | | | | | 1974 | 68 |
| 42 | 45 | 16 | 14 | 9 | 11 | 203 | 1973 Total | 69 |
| 34 | 46 | 18 | | | | | 1974 | 70 |
| 45,255 | 43,507 | 21,118 | 8,790 | 3,070 | 3,353 | 161,682 | 1973 Total global | 71 |
| 42,191 | 49,803 | 18,984 | | | | | 1974 | 72 |

(1) D'autres renseignements sont disponibles par pays, sur demande.

TABLE 6C. Resident Travellers Returning to Canada by Type of Transportation

| No. | Type of transportation | J | F | M | A | M | J | Six months - Six mois |
|--|------------------------------------|-------|-------|-------|-------|-------|-------|-----------------------------|
| Returning from the United States(1) | | | | | | | | |
| <u>Land</u> | | | | | | | | |
| 1 | Automobile 1973 | 203 | 102 | 364 | 404 | 550 | 1,171 | 2,794 |
| 2 | 1974 | 92 | 87 | 197 | 324 | 410 | 1,095 | 2,205 |
| 3 | Same day 1973 | - | - | - | - | - | 6 | 6 |
| 4 | 1974 | - | - | - | - | - | - | - |
| 5 | One night 1973 | 7 | - | - | - | 34 | 38 | 79 |
| 6 | 1974 | - | 1 | - | - | - | 27 | 28 |
| 7 | Two or more nights 1973 | 196 | 102 | 364 | 404 | 516 | 1,127 | 2,709 |
| 8 | 1974 | 92 | 86 | 197 | 324 | 410 | 1,068 | 2,177 |
| 9 | Bus 1973 | - | - | - | - | - | 46 | 46 |
| 10 | 1974 | - | - | 25 | - | 23 | 125 | 173 |
| 11 | Same day 1973 | - | - | - | - | - | - | - |
| 12 | 1974 | - | - | - | - | - | - | - |
| 13 | One or more nights 1973 | - | - | - | - | - | 46 | 46 |
| 14 | 1974 | - | - | 25 | - | 23 | 125 | 173 |
| 15 | Rail 1973 | - | - | - | - | - | - | - |
| 16 | 1974 | - | - | - | - | - | - | - |
| 17 | Other methods 1973 | 84 | 27 | 153 | 88 | 338 | 344 | 1,034 |
| 18 | 1974 | 38 | 50 | 115 | 76 | 111 | 193 | 583 |
| 19 | Total land 1973 | 287 | 129 | 517 | 492 | 888 | 1,561 | 3,874 |
| 20 | 1974 | 130 | 137 | 337 | 400 | 544 | 1,413 | 2,961 |
| <u>Air</u> | | | | | | | | |
| 21 | Commercial 1973 | 1,985 | 1,361 | 2,881 | 2,225 | 1,246 | 1,229 | 10,927 |
| 22 | 1974 | 1,920 | 1,153 | 2,912 | 2,012 | 2,363 | 1,886 | 12,246 |
| 23 | Private 1973 | 17 | 6 | 127 | 74 | 3 | 33 | 260 |
| 24 | 1974 | 132 | 12 | 21 | 3 | 14 | 26 | 208 |
| 25 | Total air 1973 | 2,002 | 1,367 | 3,008 | 2,299 | 1,249 | 1,262 | 11,187 |
| 26 | 1974 | 2,052 | 1,165 | 2,933 | 2,015 | 2,377 | 1,912 | 12,454 |
| <u>Marine</u> | | | | | | | | |
| 27 | Commercial 1973 | 2 | 1 | 2 | 27 | - | - | 32 |
| 28 | 1974 | - | - | - | - | - | 1 | 1 |
| 29 | Private 1973 | - | 9 | - | - | - | 27 | 36 |
| 30 | 1974 | - | 8 | - | 10 | - | 8 | 26 |
| 31 | Total marine 1973 | 2 | 10 | 2 | 27 | - | 27 | 68 |
| 32 | 1974 | - | 8 | - | 10 | - | 9 | 27 |
| 33 | Total 1973 | 2,291 | 1,506 | 3,527 | 2,818 | 2,137 | 2,850 | 15,129 |
| 34 | 1974 | 2,182 | 1,310 | 3,270 | 2,425 | 2,921 | 3,334 | 15,442 |
| Returning from countries other than the United States(2) | | | | | | | | |
| <u>Land (via the U.S.A.)</u> | | | | | | | | |
| 35 | 1973 | - | - | - | - | - | - | - |
| 36 | 1974 | - | - | - | - | - | - | - |
| <u>Air</u> | | | | | | | | |
| 37 | Returning direct 1973 | 1,129 | 1,285 | 3,597 | 2,385 | 1,474 | 1,449 | 11,319 |
| 38 | 1974 | 1,676 | 1,472 | 4,707 | 2,150 | 1,965 | 1,502 | 13,472 |
| 39 | Returning via the U.S.A. 1973 | 34 | 28 | 33 | 33 | 22 | 8 | 158 |
| 40 | 1974 | 12 | 9 | 11 | 7 | 9 | 2 | 50 |
| 41 | Total air 1973 | 1,163 | 1,313 | 3,630 | 2,418 | 1,496 | 1,457 | 11,477 |
| 42 | 1974 | 1,688 | 1,481 | 4,718 | 2,157 | 1,974 | 1,504 | 13,522 |
| <u>Marine</u> | | | | | | | | |
| 43 | Returning direct 1973 | 23 | 7 | 276 | 243 | 141 | 11 | 701 |
| 44 | 1974 | 4 | 5 | 2 | 31 | 2 | 87 | 131 |
| 45 | Returning via the U.S.A. 1973 | - | - | - | - | - | - | - |
| 46 | 1974 | - | - | - | - | - | - | - |
| 47 | Total marine 1973 | 23 | 7 | 276 | 243 | 141 | 11 | 701 |
| 48 | 1974 | 4 | 5 | 2 | 31 | 2 | 87 | 131 |
| 49 | Total 1973 | 1,186 | 1,320 | 3,906 | 2,661 | 1,637 | 1,468 | 12,178 |
| 50 | 1974 | 1,692 | 1,486 | 4,720 | 2,188 | 1,976 | 1,591 | 13,653 |
| 51 | Grand total 1973 | 3,477 | 2,826 | 7,433 | 5,479 | 3,774 | 4,318 | 27,307 |
| 52 | 1974 | 3,874 | 2,796 | 7,990 | 4,613 | 4,897 | 4,925 | 29,095 |

(1) Continental United States and Alaska.

(2) Includes Hawaii, Puerto Rico, Philippines and other U.S. protectorates.

TABLEAU 6C. Voyageurs résidents revenant au Canada, selon le moyen de transport

| J | A | S | O | N | D | Year - Année | Moyen de transport | N ^o |
|---|-------|-------|-------|-------|-------|--------------------|----------------------------------|----------------|
| Rentrée des États-Unis(1) | | | | | | | | |
| | | | | | | | <u>Par terre</u> | |
| 2,645 | 2,252 | 1,283 | 902 | 291 | 188 | 10,355 | 1973 Automobile | 1 |
| 2,385 | 2,248 | 1,052 | - | - | - | 8 | 1974 | 2 |
| - | - | 2 | - | - | - | - | 1973 Même jour | 3 |
| 35 | 22 | 29 | 40 | - | 15 | 220 | 1974 | 4 |
| 25 | 23 | 5 | - | - | - | - | 1973 Une nuit | 5 |
| 2,610 | 2,230 | 1,252 | 862 | 291 | 173 | 10,127 | 1974 | 6 |
| 2,360 | 2,225 | 1,047 | - | - | - | - | 1973 Deux nuits ou plus | 7 |
| - | - | - | - | - | - | - | 1974 | 8 |
| 42 | 93 | - | 61 | 3 | - | 245 | 1973 Autocar | 9 |
| 259 | 386 | 134 | - | - | - | - | 1974 | 10 |
| - | - | - | - | - | - | - | 1973 Même jour | 11 |
| 36 | - | - | - | - | - | - | 1974 | 12 |
| 42 | 93 | - | 61 | 3 | - | 245 | 1973 Une nuit ou plus | 13 |
| 223 | 386 | 134 | - | - | - | - | 1974 | 14 |
| - | - | - | - | - | - | - | 1973 Chemin de fer | 15 |
| - | - | - | - | - | - | - | 1974 | 16 |
| 646 | 616 | 594 | 227 | 84 | 112 | 3,313 | 1973 Autres moyens | 17 |
| 427 | 531 | 277 | - | - | - | - | 1974 | 18 |
| 3,333 | 2,961 | 1,877 | 1,190 | 378 | 300 | 13,913 | 1973 Total, par terre | 19 |
| 3,071 | 3,165 | 1,463 | - | - | - | - | 1974 | 20 |
| | | | | | | | <u>Par air</u> | |
| 2,032 | 2,539 | 1,843 | 1,510 | 1,611 | 1,548 | 22,010 | 1973 Commercial | 21 |
| 1,912 | 2,600 | 2,297 | - | - | - | - | 1974 | 22 |
| 76 | 12 | 101 | 34 | 11 | 110 | 604 | 1973 Privé | 23 |
| 36 | 18 | 19 | - | - | - | - | 1974 | 24 |
| 2,108 | 2,551 | 1,944 | 1,544 | 1,622 | 1,658 | 22,614 | 1973 Total, par air | 25 |
| 1,948 | 2,618 | 2,316 | - | - | - | - | 1974 | 26 |
| | | | | | | | <u>Par mer</u> | |
| - | - | - | - | - | - | 32 | 1973 Commercial | 27 |
| 2 | - | - | - | - | - | - | 1974 | 28 |
| 11 | 10 | 2 | 10 | 12 | - | 81 | 1973 Privé | 29 |
| 9 | 7 | - | - | - | - | - | 1974 | 30 |
| 11 | 10 | 2 | 10 | 12 | - | 113 | 1973 Total, par mer | 31 |
| 11 | 7 | - | - | - | - | - | 1974 | 32 |
| 5,452 | 5,522 | 3,823 | 2,744 | 2,012 | 1,958 | 36,640 | 1973 Total | 33 |
| 5,030 | 5,790 | 3,779 | - | - | - | - | 1974 | 34 |
| Rentrée des pays autres que les États-Unis(2) | | | | | | | | |
| | | | | | | | <u>Par terre (via les É.-U.)</u> | |
| - | - | - | - | - | - | - | 1973 | 35 |
| - | - | - | - | - | - | - | 1974 | 36 |
| | | | | | | | <u>Par air</u> | |
| 2,071 | 3,421 | 2,411 | 1,007 | 1,056 | 1,105 | 22,390 | 1973 Rentrée directe | 37 |
| 2,565 | 3,399 | 2,009 | - | - | - | - | 1974 | 38 |
| 26 | 33 | 25 | 3 | 9 | 7 | 261 | 1973 Rentrée via les É.-U. | 39 |
| 22 | 16 | 33 | - | - | - | - | 1974 | 40 |
| 2,097 | 3,454 | 2,436 | 1,010 | 1,065 | 1,112 | 22,651 | 1973 Total, par air | 41 |
| 2,587 | 3,415 | 2,042 | - | - | - | - | 1974 | 42 |
| | | | | | | | <u>Par mer</u> | |
| 7 | 2 | 16 | 7 | 4 | 2 | 739 | 1973 Rentrée directe | 43 |
| 9 | 28 | 16 | - | - | - | - | 1974 | 44 |
| - | - | - | - | - | - | - | 1973 Rentrée via les É.-U. | 45 |
| - | - | - | - | - | - | - | 1974 | 46 |
| 7 | 2 | 16 | 7 | 4 | 2 | 739 | 1973 Total, par mer | 47 |
| 9 | 28 | 16 | - | - | - | - | 1974 | 48 |
| 2,104 | 3,456 | 2,452 | 1,017 | 1,069 | 1,114 | 23,390 | 1973 Total | 49 |
| 2,596 | 3,443 | 2,058 | - | - | - | - | 1974 | 50 |
| | | | | | | | <u>Total global</u> | |
| 7,556 | 8,978 | 6,275 | 3,761 | 3,081 | 3,072 | 60,030 | 1973 | 51 |
| 7,626 | 9,233 | 5,837 | - | - | - | - | 1974 | 52 |

(1) États-Unis continentaux et Alaska.

(2) Comprend Hawaii, Porto Rico, Philippines et les autres protections des États-Unis.

TABLE 6D. Number of Vehicles Travelling Between Canada and the United States

| No. | Type of vehicle | | J | F | M | A | M | J | Six months - Six mois |
|------------------------|--------------------------------|------|-----|-----|-----|-----|-------|-------|-----------------------------|
| United States vehicles | | | | | | | | | |
| <u>Automobile</u> | | | | | | | | | |
| 1 | Same day | 1973 | - | - | - | - | - | 5 | 5 |
| 2 | | 1974 | - | - | - | - | - | - | - |
| 3 | One night | 1973 | - | - | - | - | 22 | 99 | 121 |
| 4 | | 1974 | - | - | - | 1 | - | 45 | 46 |
| 5 | Two or more nights | 1973 | 114 | 95 | 168 | 378 | 1,029 | 3,651 | 5,435 |
| 6 | | 1974 | 66 | 60 | 145 | 387 | 887 | 3,611 | 5,156 |
| 7 | Total | 1973 | 114 | 95 | 168 | 378 | 1,051 | 3,755 | 5,561 |
| 8 | | 1974 | 66 | 60 | 145 | 388 | 887 | 3,656 | 5,202 |
| 9 | Trucks used commercially | 1973 | 37 | 20 | 100 | 124 | 150 | 124 | 555 |
| 10 | | 1974 | 151 | 149 | 155 | 155 | 132 | 140 | 882 |
| 11 | Other vehicles | 1973 | - | - | - | 8 | 92 | 271 | 371 |
| 12 | | 1974 | - | - | 2 | 8 | 119 | 381 | 510 |
| 13 | Total | 1973 | 151 | 115 | 268 | 510 | 1,293 | 4,150 | 6,487 |
| 14 | | 1974 | 217 | 209 | 302 | 551 | 1,138 | 4,177 | 6,594 |
| Canadian vehicles | | | | | | | | | |
| <u>Automobile</u> | | | | | | | | | |
| 15 | Same day | 1973 | - | - | - | - | - | 3 | 3 |
| 16 | | 1974 | - | - | - | - | - | - | - |
| 17 | One night | 1973 | 3 | - | - | - | 11 | 16 | 30 |
| 18 | | 1974 | - | 1 | - | - | - | 9 | 10 |
| 19 | Two or more nights | 1973 | 81 | 45 | 134 | 180 | 223 | 434 | 1,097 |
| 20 | | 1974 | 45 | 37 | 64 | 141 | 170 | 395 | 852 |
| 21 | Total | 1973 | 84 | 45 | 134 | 180 | 234 | 453 | 1,130 |
| 22 | | 1974 | 45 | 38 | 64 | 141 | 170 | 404 | 862 |
| 23 | Trucks used commercially | 1973 | 104 | 97 | 137 | 115 | 169 | 155 | 777 |
| 24 | | 1974 | 107 | 78 | 93 | 106 | 91 | 135 | 610 |
| 25 | Other vehicles | 1973 | - | - | 2 | - | 17 | 14 | 33 |
| 26 | | 1974 | - | - | - | - | 1 | 31 | 32 |
| 27 | Total | 1973 | 188 | 142 | 273 | 295 | 420 | 622 | 1,940 |
| 28 | | 1974 | 152 | 116 | 157 | 247 | 262 | 570 | 1,504 |
| Total vehicles | | | | | | | | | |
| <u>Automobile</u> | | | | | | | | | |
| 29 | Same day | 1973 | - | - | - | - | - | 8 | 8 |
| 30 | | 1974 | - | - | - | - | - | - | - |
| 31 | One night | 1973 | 3 | - | - | - | 33 | 115 | 151 |
| 32 | | 1974 | - | 1 | - | 1 | - | 54 | 56 |
| 33 | Two or more nights | 1973 | 195 | 140 | 302 | 558 | 1,252 | 4,085 | 6,532 |
| 34 | | 1974 | 111 | 97 | 209 | 528 | 1,057 | 4,006 | 6,008 |
| 35 | Total | 1973 | 198 | 140 | 302 | 558 | 1,285 | 4,208 | 6,691 |
| 36 | | 1974 | 111 | 98 | 209 | 529 | 1,057 | 4,060 | 6,064 |
| 37 | Trucks used commercially | 1973 | 141 | 117 | 237 | 239 | 319 | 279 | 1,332 |
| 38 | | 1974 | 258 | 227 | 248 | 261 | 223 | 275 | 1,492 |
| 39 | Other vehicles | 1973 | - | - | 2 | 8 | 109 | 285 | 404 |
| 40 | | 1974 | - | - | 2 | 8 | 120 | 412 | 542 |
| 41 | Total | 1973 | 339 | 257 | 541 | 805 | 1,713 | 4,772 | 8,427 |
| 42 | | 1974 | 369 | 325 | 459 | 798 | 1,400 | 4,747 | 8,098 |

TABLEAU 6D. Nombre de véhicules voyageant entre le Canada et les États-Unis

| J | A | S | O | N | D | Year - Année | Genre de véhicule | N ^o |
|--------------------------|--------|-------|-------|-----|-----|--------------------|--------------------------------|----------------|
| Véhicules des États-Unis | | | | | | | | |
| | | | | | | | <u>Automobile</u> | |
| 1 | 2 | 13 | 33 | - | - | 54 | 1973 Même jour | 1 |
| 2 | 2 | - | | | | | 1974 | 2 |
| 48 | 106 | 145 | 51 | - | - | 471 | 1973 Une nuit | 3 |
| 65 | 28 | 26 | | | | | 1974 | 4 |
| 8,173 | 8,248 | 4,265 | 1,568 | 321 | 199 | 28,209 | 1973 Deux nuits ou plus | 5 |
| 7,845 | 8,871 | 3,756 | | | | | 1974 | 6 |
| 8,222 | 8,356 | 4,423 | 1,652 | 321 | 199 | 28,734 | 1973 Total | 7 |
| 7,912 | 8,901 | 3,782 | | | | | 1974 | 8 |
| 110 | 156 | 150 | 154 | 234 | 247 | 1,606 | 1973 Camions commerciaux | 9 |
| 126 | 143 | 103 | | | | | 1974 | 10 |
| 575 | 860 | 143 | 20 | - | - | 1,969 | 1973 Autres véhicules | 11 |
| 850 | 991 | 130 | | | | | 1974 | 12 |
| 8,907 | 9,372 | 4,716 | 1,826 | 555 | 446 | 32,309 | 1973 Total | 13 |
| 8,888 | 10,035 | 4,015 | | | | | 1974 | 14 |
| Véhicules du Canada | | | | | | | | |
| | | | | | | | <u>Automobile</u> | |
| - | - | 1 | - | - | - | 4 | 1973 Même jour | 15 |
| - | - | - | | | | | 1974 | 16 |
| 12 | 11 | 15 | 16 | - | 3 | 87 | 1973 Une nuit | 17 |
| 9 | 7 | 3 | | | | | 1974 | 18 |
| 815 | 775 | 491 | 331 | 129 | 70 | 3,708 | 1973 Deux nuits ou plus | 19 |
| 793 | 740 | 422 | | | | | 1974 | 20 |
| 827 | 786 | 507 | 347 | 129 | 73 | 3,799 | 1973 Total | 21 |
| 802 | 747 | 425 | | | | | 1974 | 22 |
| 171 | 150 | 129 | 122 | 126 | 157 | 1,632 | 1973 Camions commerciaux | 23 |
| 124 | 152 | 136 | | | | | 1974 | 24 |
| 17 | 25 | 11 | - | 1 | - | 87 | 1973 Autres véhicules | 25 |
| 35 | 37 | 7 | | | | | 1974 | 26 |
| 1,015 | 961 | 647 | 469 | 256 | 230 | 5,518 | 1973 Total | 27 |
| 961 | 936 | 568 | | | | | 1974 | 28 |
| Total, véhicules | | | | | | | | |
| | | | | | | | <u>Automobile</u> | |
| 1 | 2 | 14 | 33 | - | - | 58 | 1973 Même jour | 29 |
| 2 | 2 | - | | | | | 1974 | 30 |
| 60 | 117 | 160 | 67 | - | 3 | 558 | 1973 Une nuit | 31 |
| 74 | 35 | 29 | | | | | 1974 | 32 |
| 8,988 | 9,023 | 4,756 | 1,899 | 450 | 269 | 31,917 | 1973 Deux nuits ou plus | 33 |
| 8,638 | 9,611 | 4,178 | | | | | 1974 | 34 |
| 9,049 | 9,142 | 4,930 | 1,999 | 450 | 272 | 32,533 | 1973 Total | 35 |
| 8,714 | 9,648 | 4,207 | | | | | 1974 | 36 |
| 281 | 306 | 279 | 276 | 360 | 404 | 3,238 | 1973 Camions commerciaux | 37 |
| 250 | 295 | 239 | | | | | 1974 | 38 |
| 592 | 885 | 154 | 20 | 1 | - | 2,056 | 1973 Autres véhicules | 39 |
| 885 | 1,028 | 137 | | | | | 1974 | 40 |
| 9,922 | 10,333 | 5,363 | 2,295 | 811 | 676 | 37,827 | 1973 Total | 41 |
| 9,849 | 10,971 | 4,583 | | | | | 1974 | 42 |

TABLE 7A. Non-resident Travellers Entering Canada by Type of Transportation

| No. | Type of transportation | J | F | M | A | M | J | Six months - Six mois |
|---|-----------------------------------|---------|---------|---------|---------|---------|---------|-----------------------------|
| Residents of the United States | | | | | | | | |
| <u>Land</u> | | | | | | | | |
| 1 | Automobile 1973 | 191,676 | 177,601 | 228,954 | 269,628 | 304,588 | 381,568 | 1,554,015 |
| 2 | 1974 | 189,765 | 178,830 | 190,476 | 208,671 | 237,644 | 296,061 | 1,301,447 |
| 3 | Same day 1973 | 174,543 | 159,232 | 204,172 | 233,331 | 253,817 | 284,718 | 1,309,813 |
| 4 | 1974 | 172,898 | 163,715 | 177,482 | 187,389 | 209,548 | 231,798 | 1,142,830 |
| 5 | One night 1973 | 3,507 | 3,568 | 4,351 | 4,928 | 6,354 | 9,102 | 31,810 |
| 6 | 1974 | 3,501 | 2,787 | 2,366 | 3,134 | 3,783 | 6,401 | 21,972 |
| 7 | Two or more nights 1973 | 13,626 | 14,801 | 20,431 | 31,369 | 44,417 | 87,748 | 212,392 |
| 8 | 1974 | 13,366 | 12,328 | 10,628 | 18,148 | 24,313 | 57,862 | 136,645 |
| 9 | Bus 1973 | 716 | 1,284 | 1,345 | 1,155 | 2,208 | 3,017 | 9,725 |
| 10 | 1974 | 910 | 1,776 | 1,106 | 1,047 | 2,992 | 3,127 | 10,958 |
| 11 | Same day 1973 | 427 | 842 | 778 | 642 | 1,162 | 1,914 | 5,765 |
| 12 | 1974 | 425 | 1,038 | 586 | 705 | 1,729 | 1,550 | 6,033 |
| 13 | One or more nights 1973 | 289 | 442 | 567 | 513 | 1,046 | 1,103 | 3,960 |
| 14 | 1974 | 485 | 738 | 520 | 342 | 1,263 | 1,577 | 4,925 |
| 15 | Rail 1973 | - | - | - | - | - | - | - |
| 16 | 1974 | 22 | 33 | 23 | 117 | 18 | 47 | 260 |
| 17 | Other Methods 1973 | 4,035 | 4,112 | 6,111 | 8,265 | 8,540 | 12,165 | 43,228 |
| 18 | 1974 | 3,273 | 3,363 | 3,666 | 5,633 | 7,157 | 10,105 | 33,197 |
| 19 | Total land 1973 | 196,427 | 182,997 | 236,410 | 279,048 | 315,336 | 396,750 | 1,606,968 |
| 20 | 1974 | 193,970 | 184,002 | 195,271 | 215,468 | 247,811 | 309,340 | 1,345,862 |
| <u>Air</u> | | | | | | | | |
| 21 | Commercial 1973 | 761 | 451 | 693 | 798 | 1,297 | 1,527 | 5,527 |
| 22 | 1974 | 708 | 778 | 826 | 946 | 602 | 928 | 4,788 |
| 23 | Private 1973 | 71 | 80 | 86 | 186 | 203 | 433 | 1,059 |
| 24 | 1974 | 86 | 62 | 68 | 171 | 257 | 532 | 1,176 |
| 25 | Total air 1973 | 832 | 531 | 779 | 984 | 1,500 | 1,960 | 6,586 |
| 26 | 1974 | 794 | 840 | 894 | 1,117 | 859 | 1,460 | 5,964 |
| <u>Marine</u> | | | | | | | | |
| 27 | Commercial 1973 | - | 2 | 1 | - | - | - | 3 |
| 28 | 1974 | - | - | - | - | - | - | - |
| 29 | Private 1973 | - | - | - | 4 | 19 | 37 | 60 |
| 30 | 1974 | - | - | 10 | 2 | 16 | 39 | 67 |
| 31 | Total marine 1973 | - | 2 | 1 | 4 | 19 | 37 | 63 |
| 32 | 1974 | - | - | 10 | 2 | 16 | 39 | 67 |
| 33 | Total 1973 | 197,259 | 183,530 | 237,190 | 280,036 | 316,855 | 398,747 | 1,613,617 |
| 34 | 1974 | 194,764 | 184,842 | 196,175 | 216,587 | 248,686 | 310,839 | 1,351,893 |
| Residents of countries other than the United States | | | | | | | | |
| <u>Land (via the U.S.A.)</u> | | | | | | | | |
| 35 | Same day 1973 | 1 | 4 | 1 | 5 | 27 | 56 | 94 |
| 36 | 1974 | 2 | 2 | 11 | 4 | 14 | 57 | 90 |
| 37 | One or more nights 1973 | 9 | 11 | 14 | 19 | 34 | 105 | 192 |
| 38 | 1974 | 10 | 6 | 8 | 20 | 36 | 114 | 194 |
| 39 | Total land 1973 | 10 | 15 | 15 | 24 | 61 | 161 | 286 |
| 40 | 1974 | 12 | 8 | 19 | 24 | 50 | 171 | 284 |
| <u>Air</u> | | | | | | | | |
| 41 | Entering direct 1973 | - | 2 | - | - | - | - | 2 |
| 42 | 1974 | - | - | - | 22 | - | 50 | 72 |
| 43 | Entering via the U.S.A. 1973 | 21 | 17 | 26 | 40 | 104 | 118 | 326 |
| 44 | 1974 | 75 | 33 | 74 | 123 | 18 | 91 | 414 |
| 45 | Total air 1973 | 21 | 19 | 26 | 40 | 104 | 118 | 328 |
| 46 | 1974 | 75 | 33 | 74 | 145 | 18 | 141 | 486 |
| <u>Marine</u> | | | | | | | | |
| 47 | Entering direct 1973 | - | 1 | - | - | - | - | 1 |
| 48 | 1974 | - | - | - | - | - | 10 | 10 |
| 49 | Entering via the U.S.A. 1973 | - | 2 | 3 | - | - | - | 5 |
| 50 | 1974 | - | - | - | - | - | - | - |
| 51 | Total marine 1973 | - | 3 | 3 | - | - | - | 6 |
| 52 | 1974 | - | - | - | - | - | 10 | 10 |
| 53 | Total 1973 | 31 | 37 | 44 | 64 | 165 | 279 | 620 |
| 54 | 1974 | 87 | 41 | 93 | 169 | 68 | 322 | 780 |
| 55 | Grand total 1973 | 197,290 | 183,567 | 237,234 | 280,100 | 317,020 | 399,026 | 1,614,237 |
| 56 | 1974 | 194,851 | 184,883 | 196,268 | 216,756 | 248,754 | 311,161 | 1,352,673 |

TABLEAU 7A. Voyageurs non résidents entrant au Canada, selon le moyen de transport

| J | A | S | O | N | D | Year - Année | Moyen de transport | N ^o |
|---|---------|---------|---------|---------|---------|--------------------|----------------------------------|----------------|
| Résidents des États-Unis | | | | | | | | |
| | | | | | | | <u>Par terre</u> | |
| 599,990 | 558,074 | 357,242 | 309,567 | 251,556 | 248,469 | 3,878,913 | 1973 Automobile | 1 |
| 418,923 | 414,674 | 261,651 | | | | | 1974 | 2 |
| 384,010 | 361,148 | 272,579 | 244,359 | 208,926 | 213,082 | 2,993,917 | 1973 Même jour | 3 |
| 291,880 | 281,263 | 210,929 | | | | | 1974 | 4 |
| 19,134 | 20,083 | 10,604 | 8,694 | 6,264 | 6,065 | 102,654 | 1973 Une nuit | 5 |
| 10,069 | 10,930 | 5,375 | | | | | 1974 | 6 |
| 196,846 | 176,843 | 74,059 | 56,514 | 36,366 | 29,322 | 782,342 | 1973 Deux nuits ou plus | 7 |
| 116,974 | 122,481 | 45,347 | | | | | 1974 | 8 |
| 5,886 | 5,170 | 2,508 | 1,507 | 718 | 675 | 26,189 | 1973 Autocar | 9 |
| 5,737 | 6,235 | 3,051 | | | | | 1974 | 10 |
| 1,343 | 1,131 | 886 | 751 | 503 | 485 | 10,864 | 1973 Même jour | 11 |
| 1,182 | 1,942 | 914 | | | | | 1974 | 12 |
| 4,543 | 4,039 | 1,622 | 756 | 215 | 190 | 15,325 | 1973 Une nuit ou plus | 13 |
| 4,555 | 4,293 | 2,137 | | | | | 1974 | 14 |
| 27 | 2 | 16 | 25 | 27 | 22 | 119 | 1973 Chemin de fer | 15 |
| 34 | 35 | 7 | | | | | 1974 | 16 |
| 15,032 | 12,869 | 9,159 | 6,200 | 4,581 | 3,967 | 95,036 | 1973 Autres moyens | 17 |
| 12,480 | 12,037 | 7,092 | | | | | 1974 | 18 |
| 620,935 | 576,115 | 368,925 | 317,299 | 256,882 | 253,133 | 4,000,257 | 1973 Total, par terre | 19 |
| 437,174 | 432,981 | 271,801 | | | | | 1974 | 20 |
| | | | | | | | <u>Par air</u> | |
| 997 | 120 | 864 | 1,169 | 870 | 1,037 | 10,584 | 1973 Commercial | 21 |
| 1,174 | 1,601 | 707 | | | | | 1974 | 22 |
| 707 | 540 | 350 | 181 | 99 | 82 | 3,018 | 1973 Privé | 23 |
| 685 | 578 | 310 | | | | | 1974 | 24 |
| 1,704 | 660 | 1,214 | 1,350 | 969 | 1,119 | 13,602 | 1973 Total, par air | 25 |
| 1,859 | 2,179 | 1,017 | | | | | 1974 | 26 |
| | | | | | | | <u>Par mer</u> | |
| - | - | - | - | 11 | - | 14 | 1973 Commercial | 27 |
| - | 2 | - | | | | | 1974 | 28 |
| 336 | 303 | 66 | 11 | - | 9 | 785 | 1973 Privé | 29 |
| 156 | 323 | 32 | | | | | 1974 | 30 |
| 336 | 303 | 66 | 11 | 11 | 9 | 799 | 1973 Total, par mer | 31 |
| 156 | 325 | 32 | | | | | 1974 | 32 |
| 622,975 | 577,078 | 370,205 | 318,660 | 257,862 | 254,261 | 4,014,658 | 1973 Total | 33 |
| 439,189 | 435,485 | 272,850 | | | | | 1974 | 34 |
| Résidents des pays autres que les États-Unis | | | | | | | | |
| | | | | | | | <u>Par terre (via les É.-U.)</u> | |
| 99 | 143 | 40 | 17 | 8 | 5 | 406 | 1973 Même jour | 35 |
| 71 | 67 | 43 | | | | | 1974 | 36 |
| 249 | 306 | 120 | 43 | 24 | 11 | 945 | 1973 Une nuit ou plus | 37 |
| 260 | 359 | 159 | | | | | 1974 | 38 |
| 348 | 449 | 160 | 60 | 32 | 16 | 1,351 | 1973 Total, par terre | 39 |
| 331 | 426 | 202 | | | | | 1974 | 40 |
| | | | | | | | <u>Par air</u> | |
| 15 | - | 8 | 3 | - | 1 | 29 | 1973 Entrée directe | 41 |
| 90 | - | 162 | | | | | 1974 | 42 |
| 39 | 4 | 87 | 143 | 96 | 87 | 782 | 1973 Entrée via les É.U. | 43 |
| 51 | 46 | 36 | | | | | 1974 | 44 |
| 54 | 4 | 95 | 146 | 96 | 88 | 811 | 1973 Total, par air | 45 |
| 141 | 46 | 198 | | | | | 1974 | 46 |
| | | | | | | | <u>Par mer</u> | |
| - | - | 1 | 4 | 4 | - | 10 | 1973 Entrée directe | 47 |
| - | 17 | - | | | | | 1974 | 48 |
| - | - | - | 4 | - | - | 9 | 1973 Entrée via les É.-U. | 49 |
| - | 2 | - | | | | | 1974 | 50 |
| - | - | 1 | 8 | 4 | - | 19 | 1973 Total, par mer | 51 |
| - | 19 | - | | | | | 1974 | 52 |
| 402 | 453 | 256 | 214 | 132 | 104 | 2,181 | 1973 Total | 53 |
| 472 | 491 | 400 | | | | | 1974 | 54 |
| 623,377 | 577,531 | 370,461 | 318,874 | 257,994 | 254,365 | 4,016,839 | 1973 Total global | 55 |
| 439,661 | 435,976 | 273,250 | | | | | 1974 | 56 |

TABLE 7B. Non-Resident Travellers Entering Canada by Country of Residence(1) - Continued

| No. | Country of residence | | J | F | M | A | M | J | Six months - Six mois |
|-------------------------|----------------------------------|------|----|----|----|-----|-----|-----|-----------------------------|
| <u>Europe</u> | | | | | | | | | |
| 1 | Austria | 1973 | - | - | 2 | - | - | - | 2 |
| 2 | | 1974 | - | - | - | - | - | - | - |
| 3 | Azores | 1973 | - | - | - | - | - | - | - |
| 4 | | 1974 | - | - | - | - | - | - | - |
| 5 | Belgium | 1973 | - | - | - | - | 2 | - | 2 |
| 6 | | 1974 | - | - | - | - | - | 1 | 1 |
| 7 | Bulgaria | 1973 | - | - | - | - | - | - | - |
| 8 | | 1974 | - | - | - | - | - | - | - |
| 9 | Czechoslovakia | 1973 | - | - | 9 | - | 1 | - | 10 |
| 10 | | 1974 | - | - | - | - | - | - | - |
| 11 | Denmark | 1973 | - | - | - | 1 | 3 | 1 | 5 |
| 12 | | 1974 | - | - | - | 1 | 1 | 9 | 11 |
| 13 | Finland | 1973 | - | - | - | - | 1 | 6 | 7 |
| 14 | | 1974 | - | - | - | - | - | 1 | 1 |
| 15 | France | 1973 | 3 | - | 3 | 5 | 8 | 14 | 33 |
| 16 | | 1974 | - | 3 | 1 | 6 | 7 | 20 | 37 |
| 17 | Germany (Federal Republic) | 1973 | 2 | 2 | 4 | 1 | 13 | 17 | 39 |
| 18 | | 1974 | 4 | 1 | 7 | - | 8 | 24 | 44 |
| 19 | Greece | 1973 | - | - | - | - | - | - | - |
| 20 | | 1974 | - | - | - | - | - | - | - |
| 21 | Hungary | 1973 | - | - | - | - | - | - | - |
| 22 | | 1974 | - | - | - | - | - | - | - |
| 23 | Ireland (Republic) | 1973 | - | - | - | - | 4 | 2 | 6 |
| 24 | | 1974 | - | - | - | 1 | - | - | 1 |
| 25 | Italy | 1973 | - | - | 2 | - | 1 | 7 | 10 |
| 26 | | 1974 | - | - | 1 | - | 2 | 3 | 6 |
| 27 | Malta | 1973 | - | - | - | - | 2 | - | 2 |
| 28 | | 1974 | - | - | - | - | - | - | - |
| 29 | Netherlands, The | 1973 | - | 1 | - | 1 | 1 | 10 | 13 |
| 30 | | 1974 | 1 | - | 2 | 2 | 1 | 11 | 17 |
| 31 | Norway | 1973 | 2 | 2 | 3 | 1 | 4 | 10 | 22 |
| 32 | | 1974 | 3 | 4 | 2 | 1 | 1 | 2 | 13 |
| 33 | Poland | 1973 | - | - | - | - | 1 | 1 | 2 |
| 34 | | 1974 | - | - | - | 1 | - | - | 1 |
| 35 | Portugal | 1973 | - | - | - | 1 | - | - | 1 |
| 36 | | 1974 | 1 | - | - | - | - | 3 | 4 |
| 37 | Rumania | 1973 | - | - | - | - | - | - | - |
| 38 | | 1974 | - | - | - | - | - | - | - |
| 39 | Spain | 1973 | - | - | - | 15 | 7 | 16 | 38 |
| 40 | | 1974 | - | - | - | 2 | - | - | 2 |
| 41 | Sweden | 1973 | - | 3 | 3 | - | 4 | 4 | 14 |
| 42 | | 1974 | 1 | - | 6 | - | 2 | 11 | 20 |
| 43 | Switzerland | 1973 | - | 1 | - | - | 3 | 7 | 11 |
| 44 | | 1974 | 1 | - | 2 | 1 | 1 | 6 | 11 |
| 45 | Turkey | 1973 | - | - | - | - | - | - | - |
| 46 | | 1974 | - | - | - | - | - | - | - |
| 47 | United Kingdom | 1973 | 8 | 11 | 1 | 20 | 58 | 100 | 198 |
| 48 | | 1974 | 53 | 23 | 52 | 99 | 26 | 128 | 381 |
| 49 | U.S.S.R. | 1973 | - | - | - | - | - | - | - |
| 50 | | 1974 | - | - | - | - | - | - | - |
| 51 | Yugoslavia | 1973 | - | - | - | - | - | - | - |
| 52 | | 1974 | - | - | - | - | - | - | - |
| 53 | Other | 1973 | - | 1 | - | - | 10 | - | 11 |
| 54 | | 1974 | - | - | - | - | - | - | - |
| 55 | Total | 1973 | 15 | 21 | 27 | 45 | 123 | 197 | 428 |
| 56 | | 1974 | 64 | 31 | 73 | 114 | 49 | 219 | 550 |
| <u>Africa</u> | | | | | | | | | |
| 57 | Algeria | 1973 | - | - | - | - | - | - | - |
| 58 | | 1974 | - | - | - | - | - | - | - |
| 59 | Egypt | 1973 | - | - | - | - | - | 1 | 1 |
| 60 | | 1974 | - | - | - | - | - | - | - |
| 61 | Rhodesia | 1973 | - | - | - | - | - | - | - |
| 62 | | 1974 | - | - | - | - | - | - | - |
| 63 | South Africa | 1973 | - | - | - | - | 1 | 4 | 5 |
| 64 | | 1974 | - | - | - | - | - | 3 | 3 |
| 65 | Other | 1973 | 3 | - | - | 4 | 2 | 2 | 11 |
| 66 | | 1974 | - | - | 2 | - | - | 1 | 3 |
| 67 | Total | 1973 | 3 | - | - | 4 | 3 | 7 | 17 |
| 68 | | 1974 | - | - | 2 | - | - | 4 | 6 |
| <u>Asia (Continued)</u> | | | | | | | | | |
| 69 | Bangladesh | 1973 | - | - | - | - | - | - | - |
| 70 | | 1974 | - | - | - | - | - | - | - |
| 71 | China | 1973 | - | - | - | - | - | - | - |
| 72 | | 1974 | - | - | - | - | - | - | - |
| 73 | Hong Kong | 1973 | - | - | 3 | - | - | 3 | 6 |
| 74 | | 1974 | - | - | - | - | - | - | - |
| 75 | India | 1973 | 1 | 2 | 2 | 1 | 4 | 2 | 12 |
| 76 | | 1974 | - | 1 | 3 | 2 | 1 | 10 | 17 |

See footnote(s) at the end of the table.

TABLEAU 7B. Voyageurs non résidents entrant au Canada, selon le pays de résidence(1) - suite

| J | A | S | O | N | D | Year - Année | Pays de résidence | N ^o |
|---------------------|-----|-----|-----|----|----|--------------------|--|----------------|
| <u>Europe</u> | | | | | | | | |
| 1 | 3 | 3 | 1 | - | 1 | 11 | 1973 Autriche | 1 |
| 2 | 3 | 5 | - | - | - | - | 1974 | 2 |
| - | - | - | - | - | - | - | 1973 Açores | 3 |
| - | - | - | - | - | - | - | 1974 | 4 |
| 8 | 4 | - | - | 1 | 1 | 16 | 1973 Belgique | 5 |
| 3 | 1 | 4 | - | - | - | - | 1974 | 6 |
| - | - | - | - | - | - | - | 1973 Bulgarie | 7 |
| - | - | - | - | - | - | - | 1974 | 8 |
| - | 2 | - | - | - | - | 12 | 1973 Tchécoslovaquie | 9 |
| - | 1 | - | - | - | - | - | 1974 | 10 |
| 6 | 14 | 3 | - | - | - | 28 | 1973 Danemark | 11 |
| 6 | 18 | 1 | - | - | - | - | 1974 | 12 |
| 4 | 1 | - | - | - | 2 | 14 | 1973 Finlande | 13 |
| 2 | 6 | - | - | - | - | - | 1974 | 14 |
| 51 | 75 | 25 | 8 | 9 | 9 | 210 | 1973 France | 15 |
| 46 | 50 | 171 | - | - | - | - | 1974 | 16 |
| 37 | 43 | 21 | 9 | 8 | 6 | 163 | 1973 Allemagne (République fédérale) | 17 |
| 47 | 68 | 16 | - | - | - | - | 1974 | 18 |
| - | 1 | 5 | 3 | - | - | 11 | 1973 Grèce | 19 |
| 2 | - | 1 | - | - | - | - | 1974 | 20 |
| - | - | - | - | - | - | - | 1973 Hongrie | 21 |
| - | - | - | - | - | - | - | 1974 | 22 |
| 6 | 2 | 4 | 1 | - | 2 | 21 | 1973 Irlande (République) | 23 |
| 5 | 2 | 1 | - | - | - | - | 1974 | 24 |
| 8 | 4 | - | 10 | - | 2 | 34 | 1973 Italie | 25 |
| 1 | - | 2 | - | - | - | - | 1974 | 26 |
| - | - | - | - | - | - | 2 | 1973 Malte | 27 |
| - | - | - | - | - | - | - | 1974 | 28 |
| 23 | 7 | 5 | 6 | 1 | 4 | 59 | 1973 Pays-Bas | 29 |
| 26 | 13 | 4 | - | - | - | - | 1974 | 30 |
| 3 | 1 | 4 | 5 | 3 | 1 | 39 | 1973 Norvège | 31 |
| 2 | 14 | 3 | - | - | - | - | 1974 | 32 |
| - | - | - | - | - | - | 2 | 1973 Pologne | 33 |
| 2 | - | 1 | - | - | - | - | 1974 | 34 |
| 4 | - | - | - | - | - | 1 | 1973 Portugal | 35 |
| - | - | - | - | - | - | - | 1974 | 36 |
| - | - | - | - | - | - | - | 1973 Roumanie | 37 |
| - | - | - | - | - | - | - | 1974 | 38 |
| - | 2 | 2 | 2 | 1 | 2 | 47 | 1973 Espagne | 39 |
| 2 | 5 | 1 | - | - | - | - | 1974 | 40 |
| 21 | 11 | 2 | 10 | 3 | - | 61 | 1973 Suède | 41 |
| 5 | 15 | 6 | - | - | - | - | 1974 | 42 |
| 16 | 4 | 3 | 5 | 2 | 3 | 44 | 1973 Suisse | 43 |
| 5 | 12 | 4 | - | - | - | - | 1974 | 44 |
| 1 | - | - | 4 | - | - | 5 | 1973 Turquie | 45 |
| 1 | - | - | - | - | - | - | 1974 | 46 |
| 149 | 195 | 101 | 92 | 49 | 21 | 805 | 1973 Royaume-Uni | 47 |
| 221 | 177 | 110 | - | - | - | - | 1974 | 48 |
| - | - | - | - | - | - | - | 1973 U.R.S.S. | 49 |
| - | - | - | - | - | - | - | 1974 | 50 |
| - | 2 | - | - | - | - | 2 | 1973 Yougoslavie | 51 |
| - | - | - | - | - | - | - | 1974 | 52 |
| 1 | - | 1 | - | - | - | 13 | 1973 Autres | 53 |
| - | - | 2 | - | - | - | - | 1974 | 54 |
| 335 | 371 | 179 | 156 | 77 | 54 | 1,600 | 1973 Total | 55 |
| 382 | 385 | 332 | - | - | - | - | 1974 | 56 |
| <u>Afrique</u> | | | | | | | | |
| - | - | - | - | - | - | - | 1973 Algérie | 57 |
| - | - | - | - | - | - | - | 1974 | 58 |
| - | - | 2 | - | - | - | 1 | 1973 Égypte | 59 |
| - | - | - | - | - | - | - | 1974 | 60 |
| - | 2 | - | - | 2 | - | 4 | 1973 Rhodésie | 61 |
| - | - | - | - | - | - | - | 1974 | 62 |
| 2 | 1 | - | - | 6 | 4 | 18 | 1973 Afrique du Sud | 63 |
| 4 | - | 3 | - | - | - | - | 1974 | 64 |
| 2 | 6 | 3 | - | - | 1 | 23 | 1973 Autres | 65 |
| - | - | - | - | - | - | - | 1974 | 66 |
| 4 | 9 | 3 | - | 8 | 5 | 46 | 1973 Total | 67 |
| 4 | - | 5 | - | - | - | - | 1974 | 68 |
| <u>Asie (suite)</u> | | | | | | | | |
| - | - | - | - | - | - | - | 1973 Bangladesh | 69 |
| - | - | - | - | - | - | - | 1974 | 70 |
| - | - | - | - | - | - | - | 1973 Chine | 71 |
| 1 | 1 | - | - | - | - | - | 1974 | 72 |
| - | - | 7 | - | - | 5 | 18 | 1973 Hong-Kong | 73 |
| - | - | 2 | - | - | - | - | 1974 | 74 |
| 3 | 6 | 10 | 7 | - | 5 | 43 | 1973 Inde | 75 |
| 11 | 6 | 8 | - | - | - | - | 1974 | 76 |

Voir renvoi(s) à la fin du tableau.

TABLE 7B. Non-resident Travellers Entering Canada by Country of Residence(1) - Concluded

| No. | Country of residence | J | F | M | A | M | J | Six months - Six mois |
|---|------------------------------------|---------|---------|---------|---------|---------|---------|-----------------------------|
| Asia - Concluded | | | | | | | | |
| 1 | Israel 1973 | - | - | - | - | - | - | - |
| 2 | 1974 | - | - | - | - | - | - | - |
| 3 | Japan 1973 | 2 | 3 | 1 | - | 9 | 7 | 22 |
| 4 | 1974 | 1 | - | 2 | 32 | 4 | 7 | 46 |
| 5 | Korea, South 1973 | - | - | - | - | 1 | - | 1 |
| 6 | 1974 | - | - | 1 | 2 | - | - | 3 |
| 7 | Lebanon 1973 | - | - | - | - | - | - | - |
| 8 | 1974 | - | - | - | - | - | - | - |
| 9 | Pakistan 1973 | - | - | - | - | - | 1 | 1 |
| 10 | 1974 | - | - | - | - | 1 | - | 8 |
| 11 | Philippines 1973 | - | - | - | 1 | - | 6 | - |
| 12 | 1974 | - | - | - | 1 | - | 1 | 2 |
| 13 | Sri Lanka 1973 | - | - | - | - | - | - | - |
| 14 | 1974 | - | - | - | - | - | - | - |
| 15 | Syria 1973 | - | - | - | - | - | - | - |
| 16 | 1974 | - | - | - | - | - | - | - |
| 17 | Taiwan 1973 | - | 1 | - | - | 2 | 3 | 6 |
| 18 | 1974 | - | - | - | - | - | - | - |
| 19 | Other 1973 | - | - | - | - | 1 | - | 1 |
| 20 | 1974 | 2 | - | - | - | - | 2 | 4 |
| 21 | Total 1973 | 3 | 6 | 6 | 1 | 17 | 16 | 49 |
| 22 | 1974 | 3 | 1 | 6 | 38 | 6 | 26 | 80 |
| North America, Central America and Caribbean | | | | | | | | |
| 23 | Antigua 1973 | - | - | - | - | - | - | - |
| 24 | 1974 | - | - | - | - | - | - | - |
| 25 | Bahamas 1973 | 1 | - | - | - | - | - | 1 |
| 26 | 1974 | - | - | - | - | 1 | - | 1 |
| 27 | Barbados 1973 | - | - | 1 | - | - | - | 1 |
| 28 | 1974 | 1 | 2 | - | - | - | - | 3 |
| 29 | Bermuda 1973 | 4 | 1 | - | - | 3 | - | 8 |
| 30 | 1974 | - | - | 1 | 1 | 2 | 37 | 41 |
| 31 | Cuba 1973 | - | - | 3 | - | - | - | 3 |
| 32 | 1974 | - | - | - | - | 2 | - | 2 |
| 33 | Haiti 1973 | - | - | - | - | - | - | - |
| 34 | 1974 | - | - | - | - | 1 | - | 1 |
| 35 | Jamaica 1973 | - | 1 | 4 | - | 1 | 1 | 7 |
| 36 | 1974 | 1 | - | 2 | - | - | 2 | 5 |
| 37 | Mexico 1973 | - | - | - | - | - | 3 | 3 |
| 38 | 1974 | - | - | - | - | - | - | - |
| 39 | St. Pierre and Miquelon 1973 | - | - | - | - | - | - | - |
| 40 | 1974 | - | - | - | - | - | - | - |
| 41 | Trinidad and Tobago 1973 | 1 | 2 | - | 2 | 1 | 7 | 3 |
| 42 | 1974 | 1 | 1 | 2 | - | - | - | 4 |
| 43 | United States 1973 | 197,259 | 183,530 | 237,190 | 280,036 | 316,855 | 398,747 | 1,613,617 |
| 44 | 1974 | 194,764 | 184,842 | 196,175 | 216,587 | 248,686 | 310,839 | 1,351,893 |
| 45 | Other 1973 | 1 | - | 1 | - | 3 | 28 | 35 |
| 46 | 1974 | 10 | - | 1 | 2 | 2 | 11 | 26 |
| 47 | Total 1973 | 197,266 | 183,534 | 237,199 | 280,040 | 316,863 | 398,786 | 1,613,688 |
| 48 | 1974 | 194,777 | 184,845 | 196,181 | 216,590 | 248,694 | 310,889 | 1,351,976 |
| South America | | | | | | | | |
| 49 | Argentina 1973 | - | 1 | - | 1 | - | 1 | 3 |
| 50 | 1974 | - | 1 | 1 | - | 2 | 4 | 8 |
| 51 | Brazil 1973 | - | - | - | - | 1 | 3 | 4 |
| 52 | 1974 | 2 | - | 2 | 2 | - | - | 6 |
| 53 | Colombia 1973 | - | - | - | - | - | - | - |
| 54 | 1974 | - | 2 | 1 | 2 | 1 | 2 | 6 |
| 55 | Guyana 1973 | - | - | - | - | - | - | - |
| 56 | 1974 | - | - | - | - | - | 2 | 2 |
| 57 | Venezuela 1973 | - | - | - | - | 3 | - | 3 |
| 58 | 1974 | - | - | - | - | - | - | - |
| 59 | Other 1973 | - | 2 | - | - | - | 1 | 3 |
| 60 | 1974 | 2 | - | 1 | 7 | - | 1 | 11 |
| 61 | Total 1973 | - | 3 | - | 4 | 1 | 7 | 15 |
| 62 | 1974 | 4 | 3 | 5 | 11 | 3 | 5 | 31 |
| Oceania and Other Ocean Islands | | | | | | | | |
| 63 | Australia 1973 | 3 | 1 | 2 | 3 | 10 | 12 | 31 |
| 64 | 1974 | 2 | 3 | 1 | 3 | 2 | 14 | 25 |
| 65 | New Zealand 1973 | - | 2 | - | 3 | 1 | 1 | 7 |
| 66 | 1974 | 1 | - | - | - | - | 4 | 5 |
| 67 | Other 1973 | - | - | - | - | 2 | - | 2 |
| 68 | 1974 | - | - | - | - | - | - | - |
| 69 | Total 1973 | 3 | 3 | 2 | 6 | 13 | 13 | 40 |
| 70 | 1974 | 3 | 3 | 1 | 3 | 2 | 18 | 30 |
| 71 | Grand total 1973 | 197,290 | 183,567 | 237,234 | 280,100 | 317,020 | 399,026 | 1,614,237 |
| 72 | 1974 | 194,851 | 184,883 | 196,268 | 216,756 | 248,754 | 311,161 | 1,352,673 |

(1) Additional data are available by country on request.

TABLEAU 7B. Voyageurs non résidents entrant au Canada, selon le pays de résidence(1) - fin

| J | A | S | O | N | D | Year - Année | Pays de résidence | No |
|--|---------|---------|---------|---------|---------|--------------------|-----------------------------------|----|
| <u>Asie - fin</u> | | | | | | | | |
| 4 | 7 | - | - | - | - | 11 | 1973 Israël | 1 |
| 2 | 1 | 4 | - | - | - | | 1974 | 2 |
| 11 | 21 | 11 | 15 | 10 | 6 | 96 | 1973 Japon | 3 |
| 12 | 35 | 6 | - | - | - | | 1974 | 4 |
| 1 | - | - | - | 2 | - | 4 | 1973 Corée du Sud | 5 |
| - | - | - | - | - | - | | 1974 | 6 |
| - | - | 1 | - | 1 | - | 1 | 1973 Liban | 7 |
| - | - | - | - | - | - | | 1974 | 8 |
| 6 | 1 | - | - | 18 | 1 | 21 | 1973 Pakistan | 9 |
| 3 | - | 1 | - | - | - | 4 | 1974 | 10 |
| 1 | 2 | 2 | - | - | - | | 1973 Philippines | 11 |
| - | - | - | 1 | - | - | 1 | 1974 | 12 |
| - | 1 | 1 | - | - | - | | 1973 Sri Lanka | 13 |
| - | - | - | - | - | - | | 1974 | 14 |
| - | - | - | - | - | - | | 1973 Syrie | 15 |
| 1 | - | - | 1 | - | 1 | 9 | 1974 | 16 |
| - | - | 1 | - | - | - | | 1973 Taiwan | 17 |
| 1 | 3 | 2 | - | - | 3 | 10 | 1974 | 18 |
| 2 | 3 | 2 | - | - | - | | 1973 Autres | 19 |
| | | | | | | | 1974 | 20 |
| 24 | 38 | 31 | 24 | 31 | 21 | 218 | 1973 Total | 21 |
| 35 | 49 | 27 | - | - | - | | 1974 | 22 |
| <u>Amérique du Nord, Amérique centrale et Antilles</u> | | | | | | | | |
| - | - | - | - | - | - | - | 1973 Antigua | 23 |
| - | 3 | - | 1 | - | 1 | 6 | 1974 | 24 |
| 1 | 3 | - | - | - | - | 3 | 1973 Bahamas | 25 |
| - | - | 2 | - | - | - | | 1974 | 26 |
| - | - | - | - | - | - | | 1973 Barbade | 27 |
| 1 | - | 11 | 18 | 3 | 16 | 57 | 1974 | 28 |
| 5 | 6 | 2 | - | - | - | 4 | 1973 Bermudes | 29 |
| 1 | - | - | - | - | - | | 1974 | 30 |
| - | - | - | - | - | - | | 1973 Cuba | 31 |
| 1 | - | - | - | - | 1 | 1 | 1974 | 32 |
| - | - | 1 | - | - | - | 8 | 1973 Haïti | 33 |
| 1 | - | 1 | - | - | - | | 1974 | 34 |
| 1 | 4 | 2 | - | - | - | | 1973 Jamaïque | 35 |
| 3 | - | 11 | 1 | - | - | 18 | 1974 | 36 |
| 1 | 1 | 4 | - | - | - | | 1973 Mexique | 37 |
| - | - | - | - | - | - | | 1974 | 38 |
| - | - | - | - | - | - | | 1973 St. Pierre-et-Miquelon | 39 |
| - | 4 | - | 1 | - | - | 18 | 1974 | 40 |
| 1 | - | 1 | - | - | - | | 1973 Trinité et Tobago | 41 |
| 622,975 | 577,078 | 370,205 | 318,660 | 257,862 | 254,261 | 4,014,658 | 1974 | 42 |
| 439,189 | 435,485 | 272,850 | - | - | - | | 1973 États-Unis | 43 |
| 4 | 2 | 4 | - | - | - | 45 | 1974 | 44 |
| 6 | 1 | 7 | - | - | - | | 1973 Autres | 45 |
| | | | | | | | 1974 | 46 |
| 622,984 | 577,087 | 370,234 | 318,681 | 257,865 | 254,279 | 4,014,818 | 1973 Total | 47 |
| 439,205 | 435,500 | 272,867 | - | - | - | | 1974 | 48 |
| <u>Amérique du Sud</u> | | | | | | | | |
| - | - | - | - | 3 | - | 6 | 1973 Argentine | 49 |
| 2 | 3 | 1 | - | - | - | 4 | 1974 | 50 |
| - | - | - | - | - | - | | 1973 Brésil | 51 |
| 2 | - | 1 | - | - | - | 1 | 1974 | 52 |
| - | - | 1 | - | - | - | | 1973 Colombie | 53 |
| 2 | 1 | - | 1 | 1 | - | 5 | 1974 | 54 |
| - | - | 1 | 1 | 1 | - | 11 | 1973 Guyane | 55 |
| - | - | - | - | - | - | | 1974 | 56 |
| 5 | 2 | 2 | - | 5 | - | | 1973 Venezuela | 57 |
| 11 | 5 | 1 | - | - | - | 20 | 1974 | 58 |
| 1 | 4 | 1 | - | - | - | | 1973 Autres | 59 |
| | | | | | | | 1974 | 60 |
| 11 | 7 | 4 | 1 | 9 | - | 47 | 1973 Total | 61 |
| 12 | 10 | 5 | - | - | - | | 1974 | 62 |
| <u>Océanie et autres îles océaniques</u> | | | | | | | | |
| 11 | 19 | 5 | 11 | 4 | 6 | 87 | 1973 Australie | 63 |
| 18 | 15 | 12 | - | - | - | 18 | 1974 | 64 |
| 5 | - | 5 | 1 | - | - | | 1973 Nouvelle-Zélande | 65 |
| 5 | 17 | 2 | - | - | - | 5 | 1974 | 66 |
| 3 | - | - | - | - | - | | 1973 Autres | 67 |
| | | | | | | | 1974 | 68 |
| 19 | 19 | 10 | 12 | 4 | 6 | 110 | 1973 Total | 69 |
| 23 | 32 | 14 | - | - | - | | 1974 | 70 |
| 623,377 | 577,531 | 370,461 | 318,874 | 257,994 | 254,365 | 4,016,839 | 1973 Total global | 71 |
| 439,661 | 435,976 | 273,250 | - | - | - | | 1974 | 72 |

(1) D'autres renseignements sont disponibles par pays, sur demande.

TABLE 7C. Resident Travellers Returning to Canada by Type of Transportation

| No. | Type of transportation | J | F | M | A | M | J | Six months — Six mois |
|--|-------------------------------|---------|---------|---------|---------|---------|---------|-----------------------------|
| Returning from the United States(1) | | | | | | | | |
| <u>Land</u> | | | | | | | | |
| 1 | Automobile | 331,659 | 309,035 | 420,049 | 450,553 | 491,046 | 528,163 | 2,530,505 |
| 2 | 1974 | 315,351 | 295,142 | 355,255 | 379,514 | 422,557 | 447,641 | 2,215,460 |
| 3 | Same day | 312,557 | 293,551 | 389,099 | 413,300 | 452,022 | 485,154 | 2,345,683 |
| 4 | 1974 | 298,444 | 281,959 | 339,508 | 359,429 | 398,998 | 419,720 | 2,098,058 |
| 5 | One night | 3,039 | 2,833 | 3,758 | 3,953 | 5,530 | 6,385 | 25,498 |
| 6 | 1974 | 2,813 | 2,039 | 1,560 | 2,176 | 2,609 | 4,033 | 15,230 |
| 7 | Two or more nights | 16,063 | 12,651 | 27,192 | 33,300 | 33,494 | 36,624 | 159,324 |
| 8 | 1974 | 14,094 | 11,144 | 14,187 | 17,909 | 20,950 | 23,888 | 102,172 |
| 9 | Bus | 649 | 669 | 746 | 902 | 1,148 | 1,614 | 5,728 |
| 10 | 1974 | 737 | 487 | 1,147 | 741 | 939 | 1,513 | 5,564 |
| 11 | Same day | 338 | 233 | 99 | 267 | 586 | 937 | 2,460 |
| 12 | 1974 | 265 | 257 | 250 | 171 | 401 | 674 | 2,018 |
| 13 | One or more nights | 311 | 436 | 647 | 635 | 562 | 677 | 3,268 |
| 14 | 1974 | 472 | 230 | 897 | 570 | 538 | 839 | 3,546 |
| 15 | Rail | — | — | — | — | — | — | — |
| 16 | 1974 | 31 | 18 | 55 | 30 | 12 | 28 | 174 |
| 17 | Other methods | 7,744 | 7,629 | 13,544 | 15,652 | 17,610 | 23,003 | 85,182 |
| 18 | 1974 | 6,816 | 6,753 | 8,500 | 11,679 | 15,209 | 20,202 | 69,159 |
| 19 | Total land | 340,052 | 317,333 | 434,339 | 467,107 | 509,804 | 552,780 | 2,621,415 |
| 20 | 1974 | 322,935 | 302,400 | 364,957 | 391,964 | 438,717 | 469,384 | 2,290,357 |
| <u>Air</u> | | | | | | | | |
| 21 | Commercial | 904 | 617 | 970 | 947 | 1,282 | 1,048 | 5,768 |
| 22 | 1974 | 1,062 | 912 | 1,589 | 1,672 | 336 | 452 | 6,023 |
| 23 | Private | 112 | 71 | 78 | 105 | 114 | 113 | 593 |
| 24 | 1974 | 76 | 88 | 129 | 153 | 130 | 129 | 705 |
| 25 | Total air | 1,016 | 688 | 1,048 | 1,052 | 1,396 | 1,161 | 6,361 |
| 26 | 1974 | 1,138 | 1,000 | 1,718 | 1,825 | 466 | 581 | 6,728 |
| <u>Marine</u> | | | | | | | | |
| 27 | Commercial | — | — | — | — | — | — | — |
| 28 | 1974 | — | — | — | — | — | — | — |
| 29 | Private | — | — | — | — | 5 | 4 | 9 |
| 30 | 1974 | — | 12 | 13 | — | 2 | — | 27 |
| 31 | Total marine | — | — | — | — | 5 | 4 | 9 |
| 32 | 1974 | — | 12 | 13 | — | 2 | — | 27 |
| 33 | Total | 341,068 | 318,021 | 435,387 | 468,159 | 511,205 | 553,945 | 2,627,785 |
| 34 | 1974 | 324,073 | 303,412 | 366,688 | 393,789 | 439,185 | 469,965 | 2,297,112 |
| Returning from countries other than the United States(2) | | | | | | | | |
| <u>Land (via the U.S.A.)</u> | | | | | | | | |
| 35 | 1973 | 6 | — | — | 3 | 8 | — | 17 |
| 36 | 1974 | 1 | 11 | 16 | 1 | — | 5 | 34 |
| <u>Air</u> | | | | | | | | |
| 37 | Returning direct | — | — | 539 | — | 107 | 31 | 677 |
| 38 | 1974 | — | — | 122 | 507 | 2 | 71 | 702 |
| 39 | Returning via the U.S.A. | 62 | 46 | 40 | 21 | 37 | 24 | 230 |
| 40 | 1974 | 67 | 17 | 63 | 133 | 1 | 10 | 291 |
| 41 | Total air | 62 | 46 | 579 | 21 | 144 | 55 | 907 |
| 42 | 1974 | 67 | 17 | 185 | 640 | 3 | 81 | 993 |
| <u>Marine</u> | | | | | | | | |
| 43 | Returning direct | — | 2 | 1 | — | — | — | 3 |
| 44 | 1974 | — | — | — | — | — | 2 | 2 |
| 45 | Returning via the U.S.A. | — | — | — | — | — | — | — |
| 46 | 1974 | — | — | — | — | — | — | — |
| 47 | Total marine | — | 2 | 1 | — | — | — | 3 |
| 48 | 1974 | — | — | — | — | — | 2 | 2 |
| 49 | Total | 68 | 48 | 580 | 24 | 152 | 55 | 927 |
| 50 | 1974 | 68 | 28 | 201 | 641 | 3 | 88 | 1,029 |
| 51 | Grand total | 341,136 | 318,069 | 435,967 | 468,183 | 511,357 | 554,000 | 2,628,712 |
| 52 | 1974 | 324,141 | 303,440 | 366,889 | 394,430 | 439,188 | 470,033 | 2,298,141 |

(1) Continental United States and Alaska.

(2) Includes Hawaii, Puerto Rico, Philippines and other U.S. protectorates.

TABLEAU 7C. Voyageurs résidents revenant au Canada, selon le moyen de transport

| J | A | S | O | N | D | Year — Année | Moyen de transport | N ^o |
|---|---------|---------|---------|---------|---------|--------------------|----------------------------------|----------------|
| Rentrée des États-Unis(1) | | | | | | | | |
| | | | | | | | <u>Par terre</u> | |
| 633,751 | 629,075 | 502,699 | 480,282 | 411,934 | 400,063 | 5,588,309 | 1973 Automobile | 1 |
| 512,278 | 525,792 | 412,625 | | | | | 1974 | 2 |
| 535,237 | 523,741 | 441,286 | 421,423 | 369,983 | 373,764 | 5,011,117 | 1973 Même jour | 3 |
| 449,847 | 454,492 | 375,666 | | | | | 1974 | 4 |
| 16,022 | 17,320 | 9,265 | 7,565 | 6,149 | 4,642 | 86,461 | 1973 Une nuit | 5 |
| 7,308 | 7,820 | 3,532 | | | | | 1974 | 6 |
| 82,492 | 88,014 | 52,148 | 51,294 | 35,802 | 21,657 | 490,731 | 1973 Deux nuits ou plus | 7 |
| 55,123 | 63,480 | 33,427 | | | | | 1974 | 8 |
| 1,891 | 1,210 | 931 | 1,010 | 840 | 700 | 12,310 | 1973 Autocar | 9 |
| 1,693 | 1,818 | 1,698 | | | | | 1974 | 10 |
| 759 | 208 | 471 | 297 | 389 | 244 | 4,828 | 1973 Même jour | 11 |
| 747 | 806 | 670 | | | | | 1974 | 12 |
| 1,132 | 1,002 | 460 | 713 | 451 | 456 | 7,482 | 1973 Une nuit ou plus | 13 |
| 946 | 1,012 | 1,028 | | | | | 1974 | 14 |
| 15 | 6 | 15 | 15 | 11 | 5 | 67 | 1973 Chemin de fer | 15 |
| 21 | 21 | 14 | | | | | 1974 | 16 |
| 24,007 | 21,563 | 17,565 | 11,783 | 8,291 | 6,996 | 175,387 | 1973 Autres moyens | 17 |
| 20,218 | 21,340 | 13,120 | | | | | 1974 | 18 |
| 659,664 | 651,854 | 521,210 | 493,090 | 421,076 | 407,764 | 5,776,073 | 1973 Total, par terre | 19 |
| 534,210 | 548,971 | 427,457 | | | | | 1974 | 20 |
| | | | | | | | <u>Par air</u> | |
| 718 | 105 | 856 | 1,259 | 879 | 873 | 10,458 | 1973 Commercial | 21 |
| 757 | 1,014 | 614 | | | | | 1974 | 22 |
| 77 | 107 | 114 | 134 | 108 | 75 | 1,208 | 1973 Privé | 23 |
| 118 | 165 | 122 | | | | | 1974 | 24 |
| 795 | 212 | 970 | 1,393 | 987 | 948 | 11,666 | 1973 Total, par air | 25 |
| 875 | 1,179 | 736 | | | | | 1974 | 26 |
| | | | | | | | <u>Par mer</u> | |
| — | — | — | — | — | — | — | 1973 Commercial | 27 |
| — | — | — | | | | | 1974 | 28 |
| — | 4 | 16 | 5 | — | — | 34 | 1973 Privé | 29 |
| 4 | 31 | 8 | | | | | 1974 | 30 |
| — | 4 | 16 | 5 | — | — | 34 | 1973 Total, par mer | 31 |
| 4 | 31 | 8 | | | | | 1974 | 32 |
| 660,459 | 652,070 | 522,196 | 494,488 | 422,063 | 408,712 | 5,787,773 | 1973 Total | 33 |
| 535,089 | 550,181 | 428,201 | | | | | 1974 | 34 |
| Rentrée des pays autres que les États-Unis(2) | | | | | | | | |
| | | | | | | | <u>Par terre (via les É.-U.)</u> | |
| 4 | 2 | — | 16 | 1 | 6 | 46 | 1973 | 35 |
| 15 | 7 | 1 | | | | | 1974 | 36 |
| | | | | | | | <u>Par air</u> | |
| 7 | — | — | 198 | — | 115 | 997 | 1973 Rentrée directe | 37 |
| 85 | — | 8 | | | | | 1974 | 38 |
| 11 | — | 18 | 28 | 20 | 25 | 332 | 1973 Rentrée via les É.-U. | 39 |
| — | 13 | 5 | | | | | 1974 | 40 |
| 18 | — | 18 | 226 | 20 | 140 | 1,329 | 1973 Total, par air | 41 |
| 85 | 13 | 13 | | | | | 1974 | 42 |
| | | | | | | | <u>Par mer</u> | |
| — | — | — | 30 | — | — | 33 | 1973 Rentrée directe | 43 |
| — | — | — | | | | | 1974 | 44 |
| — | — | 3 | — | — | — | 3 | 1973 Rentrée via les É.-U. | 45 |
| — | — | — | | | | | 1974 | 46 |
| — | — | 3 | 30 | — | — | 36 | 1973 Total, par mer | 47 |
| — | — | — | | | | | 1974 | 48 |
| 22 | 2 | 21 | 272 | 21 | 146 | 1,411 | 1973 Total | 49 |
| 100 | 20 | 14 | | | | | 1974 | 50 |
| 660,481 | 652,072 | 522,217 | 494,760 | 422,084 | 408,858 | 5,789,184 | 1973 Total global | 51 |
| 535,189 | 550,201 | 428,215 | | | | | 1974 | 52 |

(1) États-Unis continentaux et Alaska.

(2) Comprend Hawaii, Porto Rico, Philippines et les autres protections des États-Unis.

TABLE 7D. Number of Vehicles Travelling Between Canada and the United States

| No. | Type of vehicle | | J | F | M | A | M | J | Six months - Six mois |
|------------------------|--------------------------------|------|---------|---------|---------|---------|---------|---------|-----------------------------|
| United States vehicles | | | | | | | | | |
| | <u>Automobile</u> | | | | | | | | |
| 1 | Same day | 1973 | 81,103 | 73,865 | 93,234 | 101,948 | 111,611 | 120,696 | 582,457 |
| 2 | | 1974 | 80,404 | 75,868 | 83,190 | 85,848 | 96,090 | 102,051 | 523,451 |
| 3 | One night | 1973 | 1,567 | 1,591 | 1,961 | 2,148 | 2,737 | 3,768 | 13,772 |
| 4 | | 1974 | 1,520 | 1,243 | 1,123 | 1,455 | 1,740 | 2,650 | 9,731 |
| 5 | Two or more nights | 1973 | 4,999 | 5,294 | 7,353 | 10,834 | 15,513 | 29,694 | 73,687 |
| 6 | | 1974 | 4,842 | 4,361 | 4,019 | 6,582 | 9,165 | 20,331 | 49,300 |
| 7 | Total | 1973 | 87,669 | 80,750 | 102,548 | 114,930 | 129,861 | 154,158 | 669,916 |
| 8 | | 1974 | 86,766 | 81,472 | 88,332 | 93,885 | 106,995 | 125,032 | 582,482 |
| 9 | Trucks used commercially | 1973 | 3,580 | 3,990 | 4,317 | 3,927 | 4,947 | 5,226 | 25,987 |
| 10 | | 1974 | 5,534 | 4,510 | 4,871 | 4,675 | 5,005 | 6,092 | 30,687 |
| 11 | Other vehicles | 1973 | 45 | 117 | 468 | 1,779 | 2,325 | 4,103 | 8,837 |
| 12 | | 1974 | 10 | 56 | 127 | 825 | 2,038 | 3,965 | 7,021 |
| 13 | Total | 1973 | 91,294 | 84,857 | 107,333 | 120,636 | 137,133 | 163,487 | 704,740 |
| 14 | | 1974 | 92,310 | 86,038 | 93,330 | 99,385 | 114,038 | 135,089 | 620,190 |
| Canadian vehicles | | | | | | | | | |
| | <u>Automobile</u> | | | | | | | | |
| 15 | Same day | 1973 | 144,177 | 135,865 | 173,533 | 179,743 | 198,318 | 206,073 | 1,037,689 |
| 16 | | 1974 | 139,850 | 132,339 | 154,904 | 161,210 | 178,481 | 180,987 | 947,771 |
| 17 | One night | 1973 | 1,295 | 1,214 | 1,551 | 1,655 | 2,328 | 2,606 | 10,649 |
| 18 | | 1974 | 1,153 | 886 | 723 | 984 | 1,177 | 1,613 | 6,536 |
| 19 | Two or more nights | 1973 | 5,991 | 4,868 | 9,753 | 11,694 | 11,930 | 13,167 | 57,403 |
| 20 | | 1974 | 5,244 | 4,343 | 5,323 | 6,583 | 7,759 | 8,850 | 38,102 |
| 21 | Total | 1973 | 151,463 | 141,927 | 184,837 | 193,092 | 212,576 | 221,846 | 1,105,741 |
| 22 | | 1974 | 146,247 | 137,568 | 160,950 | 168,777 | 187,417 | 191,450 | 992,409 |
| 23 | Trucks used commercially | 1973 | 9,509 | 9,049 | 9,688 | 7,510 | 10,559 | 11,125 | 57,440 |
| 24 | | 1974 | 11,277 | 9,752 | 9,465 | 7,137 | 7,603 | 8,331 | 53,565 |
| 25 | Other vehicles | 1973 | 77 | 108 | 1,528 | 3,841 | 5,159 | 7,655 | 18,368 |
| 26 | | 1974 | 109 | 113 | 417 | 1,990 | 4,819 | 7,450 | 14,898 |
| 27 | Total | 1973 | 161,049 | 151,084 | 196,053 | 204,443 | 228,294 | 240,626 | 1,181,549 |
| 28 | | 1974 | 157,633 | 147,433 | 170,832 | 177,904 | 199,839 | 207,231 | 1,060,872 |
| Total vehicles | | | | | | | | | |
| | <u>Automobile</u> | | | | | | | | |
| 29 | Same day | 1973 | 225,280 | 209,710 | 266,767 | 281,691 | 309,929 | 326,769 | 1,620,146 |
| 30 | | 1974 | 220,254 | 208,207 | 238,094 | 247,058 | 274,571 | 283,038 | 1,471,222 |
| 31 | One night | 1973 | 2,862 | 2,805 | 3,512 | 3,803 | 5,065 | 6,374 | 24,421 |
| 32 | | 1974 | 2,673 | 2,129 | 1,846 | 2,439 | 2,917 | 4,263 | 16,267 |
| 33 | Two or more nights | 1973 | 10,990 | 10,162 | 17,106 | 22,528 | 27,443 | 42,861 | 131,090 |
| 34 | | 1974 | 10,086 | 8,704 | 9,342 | 13,165 | 16,924 | 29,181 | 87,402 |
| 35 | Total | 1973 | 239,132 | 222,677 | 287,385 | 308,022 | 342,437 | 376,004 | 1,775,657 |
| 36 | | 1974 | 233,013 | 219,040 | 249,282 | 262,662 | 294,412 | 316,482 | 1,574,891 |
| 37 | Trucks used commercially | 1973 | 13,089 | 13,039 | 14,005 | 11,437 | 15,506 | 16,351 | 83,427 |
| 38 | | 1974 | 16,811 | 14,262 | 14,336 | 11,812 | 12,608 | 14,423 | 84,252 |
| 39 | Other vehicles | 1973 | 122 | 225 | 1,996 | 5,620 | 7,484 | 11,758 | 27,205 |
| 40 | | 1974 | 119 | 169 | 544 | 2,815 | 6,857 | 11,415 | 21,919 |
| 41 | Total | 1973 | 252,343 | 235,941 | 303,386 | 325,079 | 365,427 | 404,113 | 1,886,289 |
| 42 | | 1974 | 249,943 | 233,471 | 264,162 | 277,289 | 313,877 | 342,320 | 1,681,062 |

TABLEAU 7D. Nombre de véhicules voyageant entre le Canada et les États-Unis

| J | A | S | O | N | D | Year - Année | Genre de véhicule | N ^o |
|--------------------------|---------|---------|---------|---------|---------|--------------|--------------------------------|----------------|
| Véhicules des États-Unis | | | | | | | | |
| | | | | | | | <u>Automobile</u> | |
| 147,384 | 141,227 | 114,580 | 106,781 | 93,876 | 94,336 | 1,280,641 | 1973 Même jour | 1 |
| 119,004 | 115,646 | 93,984 | | | | | 1974 | 2 |
| 7,044 | 7,185 | 4,158 | 3,513 | 2,555 | 2,535 | 40,762 | 1973 Une nuit | 3 |
| 3,936 | 4,152 | 2,313 | | | | | 1974 | 4 |
| 62,013 | 55,966 | 26,983 | 19,752 | 12,711 | 10,088 | 261,200 | 1973 Deux nuits ou plus | 5 |
| 38,867 | 41,110 | 17,556 | | | | | 1974 | 6 |
| 216,441 | 204,378 | 145,721 | 130,046 | 109,142 | 106,959 | 1,582,603 | 1973 Total | 7 |
| 161,807 | 160,908 | 113,853 | | | | | 1974 | 8 |
| 5,826 | 7,021 | 6,024 | 7,372 | 7,476 | 5,474 | 65,180 | 1973 Camions commerciaux | 9 |
| 6,094 | 5,412 | 4,697 | | | | | 1974 | 10 |
| 5,274 | 4,435 | 1,937 | 803 | 187 | 28 | 21,501 | 1973 Autres véhicules | 11 |
| 4,763 | 3,899 | 1,535 | | | | | 1974 | 12 |
| 227,541 | 215,834 | 153,682 | 138,221 | 116,805 | 112,461 | 1,669,284 | 1973 Total | 13 |
| 172,664 | 170,219 | 120,085 | | | | | 1974 | 14 |
| Véhicules du Canada | | | | | | | | |
| | | | | | | | <u>Automobile</u> | |
| 214,368 | 212,602 | 188,335 | 185,461 | 167,678 | 166,331 | 2,172,464 | 1973 Même jour | 15 |
| 186,178 | 187,030 | 165,378 | | | | | 1974 | 16 |
| 5,538 | 5,948 | 3,474 | 2,862 | 2,330 | 1,831 | 32,632 | 1973 Une nuit | 17 |
| 2,647 | 2,841 | 1,459 | | | | | 1974 | 18 |
| 26,332 | 27,666 | 18,149 | 17,632 | 12,757 | 7,969 | 167,908 | 1973 Deux nuits ou plus | 19 |
| 17,963 | 20,304 | 12,026 | | | | | 1974 | 20 |
| 246,238 | 246,216 | 209,958 | 205,955 | 182,765 | 176,131 | 2,373,004 | 1973 Total | 21 |
| 206,788 | 210,175 | 178,863 | | | | | 1974 | 22 |
| 12,060 | 13,180 | 11,272 | 12,788 | 11,878 | 10,604 | 129,222 | 1973 Camions commerciaux | 23 |
| 9,728 | 9,919 | 8,586 | | | | | 1974 | 24 |
| 8,124 | 6,927 | 4,035 | 2,021 | 483 | 85 | 40,043 | 1973 Autres véhicules | 25 |
| 7,112 | 6,904 | 3,527 | | | | | 1974 | 26 |
| 266,422 | 266,323 | 225,265 | 220,764 | 195,126 | 186,820 | 2,542,269 | 1973 Total | 27 |
| 223,628 | 226,998 | 190,976 | | | | | 1974 | 28 |
| Total, véhicules | | | | | | | | |
| | | | | | | | <u>Automobile</u> | |
| 361,752 | 353,829 | 302,915 | 292,242 | 261,554 | 260,667 | 3,453,105 | 1973 Même jour | 29 |
| 305,182 | 302,676 | 259,362 | | | | | 1974 | 30 |
| 12,582 | 13,133 | 7,632 | 6,375 | 4,885 | 4,366 | 73,394 | 1973 Une nuit | 31 |
| 6,583 | 6,993 | 3,772 | | | | | 1974 | 32 |
| 88,345 | 83,632 | 45,132 | 37,384 | 25,468 | 18,057 | 429,108 | 1973 Deux nuits ou plus | 33 |
| 56,830 | 61,414 | 29,582 | | | | | 1974 | 34 |
| 462,679 | 450,594 | 355,679 | 336,001 | 291,907 | 283,090 | 3,955,607 | 1973 Total | 35 |
| 368,595 | 371,083 | 292,716 | | | | | 1974 | 36 |
| 17,886 | 20,201 | 17,296 | 20,160 | 19,354 | 16,078 | 194,402 | 1973 Camions commerciaux | 37 |
| 15,822 | 15,331 | 13,283 | | | | | 1974 | 38 |
| 13,398 | 11,362 | 5,972 | 2,824 | 670 | 113 | 61,544 | 1973 Autres véhicules | 39 |
| 11,875 | 10,803 | 5,062 | | | | | 1974 | 40 |
| 493,963 | 482,157 | 378,947 | 358,985 | 311,931 | 299,281 | 4,211,553 | 1973 Total | 41 |
| 396,292 | 397,217 | 311,061 | | | | | 1974 | 42 |

TABLE 8A. Non-resident Travellers Entering Canada by Type of Transportation

| No. | Type of transportation | J | F | M | A | M | J | Six months - Six mois |
|---|------------------------------|---------|---------|---------|---------|---------|---------|-----------------------------|
| Residents of the United States | | | | | | | | |
| <u>Land</u> | | | | | | | | |
| 1 | Automobile | 152,345 | 165,808 | 197,906 | 216,982 | 253,440 | 320,269 | 1,306,750 |
| 2 | 1974 | 142,734 | 161,592 | 164,460 | 188,623 | 216,337 | 288,015 | 1,161,761 |
| 3 | Same day | 111,410 | 107,699 | 136,068 | 137,359 | 157,234 | 175,181 | 824,951 |
| 4 | 1974 | 102,644 | 116,866 | 120,365 | 118,451 | 132,048 | 156,382 | 746,756 |
| 5 | One night | 7,243 | 8,767 | 9,895 | 9,444 | 11,750 | 15,469 | 62,568 |
| 6 | 1974 | 5,350 | 5,045 | 6,069 | 7,169 | 8,766 | 12,421 | 44,820 |
| 7 | Two or more nights | 33,692 | 49,342 | 51,943 | 70,179 | 84,456 | 129,619 | 419,231 |
| 8 | 1974 | 34,740 | 39,681 | 38,026 | 63,003 | 75,523 | 119,212 | 370,185 |
| 9 | Bus | 5,653 | 11,316 | 10,767 | 14,906 | 20,934 | 24,700 | 88,276 |
| 10 | 1974 | 8,375 | 16,670 | 10,970 | 21,525 | 23,309 | 29,295 | 110,144 |
| 11 | Same day | 1,074 | 3,403 | 1,904 | 2,278 | 5,461 | 3,352 | 23,472 |
| 12 | 1974 | 1,348 | 4,028 | 1,562 | 2,780 | 4,369 | 10,140 | 24,227 |
| 13 | One or more nights | 4,579 | 7,913 | 8,863 | 12,628 | 15,473 | 15,348 | 64,804 |
| 14 | 1974 | 7,027 | 12,642 | 9,408 | 18,745 | 18,940 | 19,155 | 85,917 |
| 15 | Rail | 1,701 | 1,598 | 1,481 | 1,508 | 1,395 | 2,001 | 9,684 |
| 16 | 1974 | 2,300 | 2,381 | 2,122 | 2,215 | 2,768 | 3,659 | 15,445 |
| 17 | Other Methods | 3,492 | 3,253 | 4,047 | 4,290 | 5,050 | 6,381 | 26,513 |
| 18 | 1974 | 3,672 | 4,232 | 4,145 | 4,473 | 4,689 | 6,191 | 27,402 |
| 19 | Total land | 163,191 | 181,975 | 214,201 | 237,686 | 280,819 | 353,351 | 1,431,223 |
| 20 | 1974 | 157,081 | 184,875 | 181,697 | 216,836 | 247,103 | 327,160 | 1,314,752 |
| <u>Air</u> | | | | | | | | |
| 21 | Commercial | 18,756 | 19,053 | 22,571 | 25,868 | 30,474 | 35,908 | 152,630 |
| 22 | 1974 | 23,493 | 24,151 | 30,917 | 26,359 | 32,973 | 43,328 | 181,221 |
| 23 | Private | 982 | 925 | 1,184 | 1,171 | 1,367 | 1,924 | 7,553 |
| 24 | 1974 | 1,085 | 1,265 | 1,353 | 1,544 | 2,035 | 2,372 | 9,654 |
| 25 | Total air | 19,738 | 19,978 | 23,755 | 27,039 | 31,841 | 37,832 | 160,183 |
| 26 | 1974 | 24,578 | 25,416 | 32,270 | 27,903 | 35,008 | 45,700 | 190,875 |
| <u>Marine</u> | | | | | | | | |
| 27 | Commercial | 4 | 2 | - | 85 | 79 | 107 | 277 |
| 28 | 1974 | - | - | 9 | 4 | 58 | 184 | 255 |
| 29 | Private | - | - | 61 | 226 | 554 | 1,071 | 1,912 |
| 30 | 1974 | - | - | - | 50 | 348 | 1,105 | 1,503 |
| 31 | Total marine | 4 | 2 | 61 | 311 | 633 | 1,178 | 2,189 |
| 32 | 1974 | - | - | 9 | 54 | 406 | 1,289 | 1,758 |
| 33 | Total | 182,933 | 201,955 | 238,017 | 265,036 | 313,293 | 392,361 | 1,593,595 |
| 34 | 1974 | 181,659 | 210,291 | 213,976 | 244,793 | 282,517 | 374,149 | 1,507,385 |
| Residents of countries other than the United States | | | | | | | | |
| <u>Land (via the U.S.A.)</u> | | | | | | | | |
| 35 | Same day | 75 | 65 | 101 | 323 | 357 | 634 | 1,555 |
| 36 | 1974 | 108 | 145 | 132 | 278 | 318 | 646 | 1,627 |
| 37 | One or more nights | 876 | 742 | 930 | 1,338 | 1,927 | 2,669 | 8,482 |
| 38 | 1974 | 1,010 | 725 | 1,023 | 1,821 | 2,481 | 3,453 | 10,513 |
| 39 | Total land | 951 | 807 | 1,031 | 1,661 | 2,284 | 3,303 | 10,037 |
| 40 | 1974 | 1,118 | 870 | 1,155 | 2,099 | 2,799 | 4,099 | 12,140 |
| <u>Air</u> | | | | | | | | |
| 41 | Entering direct | 5,842 | 6,723 | 8,095 | 10,711 | 14,247 | 23,558 | 69,176 |
| 42 | 1974 | 7,325 | 7,269 | 11,003 | 9,003 | 14,172 | 25,255 | 74,027 |
| 43 | Entering via the U.S.A. | 1,657 | 1,719 | 2,301 | 3,098 | 3,875 | 4,360 | 17,010 |
| 44 | 1974 | 2,567 | 2,332 | 3,061 | 3,721 | 5,106 | 5,825 | 22,612 |
| 45 | Total air | 7,499 | 8,442 | 10,396 | 13,809 | 18,132 | 27,918 | 86,186 |
| 46 | 1974 | 9,892 | 9,601 | 14,064 | 12,724 | 19,278 | 31,080 | 96,639 |
| <u>Marine</u> | | | | | | | | |
| 47 | Entering direct | 2 | 4 | 30 | 683 | 489 | 572 | 1,780 |
| 48 | 1974 | 1 | 1 | 2 | 321 | 264 | 505 | 1,094 |
| 49 | Entering via the U.S.A. | - | - | - | 3 | 2 | 4 | 9 |
| 50 | 1974 | - | - | - | - | 6 | - | 6 |
| 51 | Total marine | 2 | 4 | 30 | 686 | 491 | 576 | 1,789 |
| 52 | 1974 | 1 | 1 | 2 | 321 | 270 | 505 | 1,100 |
| 53 | Total | 8,452 | 9,253 | 11,457 | 16,156 | 20,897 | 31,797 | 98,012 |
| 54 | 1974 | 11,011 | 10,472 | 15,221 | 15,144 | 22,347 | 35,684 | 109,879 |
| 55 | Grand total | 191,385 | 211,208 | 249,474 | 281,192 | 334,190 | 424,158 | 1,691,607 |
| 56 | 1974 | 192,670 | 220,763 | 229,197 | 259,937 | 304,864 | 409,833 | 1,617,264 |

TABLEAU 8A. Voyageurs non résidents entrant au Canada, selon le moyen de transport

| J | A | S | O | N | D | Year - Année | Moyen de transport | N° |
|--|---------|---------|---------|---------|---------|--------------|--------------------------------|----|
| Résidents des États-Unis | | | | | | | | |
| <u>Par terre</u> | | | | | | | | |
| 543,755 | 573,020 | 318,955 | 277,958 | 188,546 | 177,177 | 3,386,161 | 1973 Automobile | 1 |
| 456,881 | 524,560 | 271,580 | | | | | 1974 | 2 |
| 243,321 | 245,133 | 172,302 | 152,919 | 123,862 | 112,690 | 1,875,178 | 1973 Même jour | 3 |
| 205,599 | 220,603 | 157,191 | | | | | 1974 | 4 |
| 24,162 | 24,309 | 15,056 | 13,054 | 8,637 | 6,680 | 154,466 | 1973 Une nuit | 5 |
| 17,053 | 20,559 | 10,843 | | | | | 1974 | 6 |
| 276,272 | 303,578 | 131,597 | 111,985 | 56,047 | 57,807 | 1,356,517 | 1973 Deux nuits ou plus | 7 |
| 234,229 | 283,398 | 103,546 | | | | | 1974 | 8 |
| 38,881 | 40,652 | 22,623 | 15,428 | 7,422 | 9,305 | 222,087 | 1973 Autocar | 9 |
| 35,675 | 49,346 | 17,863 | | | | | 1974 | 10 |
| 3,922 | 6,714 | 1,866 | 1,833 | 1,698 | 1,757 | 41,262 | 1973 Même jour | 11 |
| 4,649 | 8,530 | 2,431 | | | | | 1974 | 12 |
| 34,459 | 33,938 | 20,727 | 13,595 | 5,724 | 7,548 | 180,825 | 1973 Une nuit ou plus | 13 |
| 31,026 | 40,816 | 15,432 | | | | | 1974 | 14 |
| 2,677 | 1,390 | 1,434 | 1,605 | 1,483 | 1,839 | 20,112 | 1973 Chemin de fer | 15 |
| 4,373 | 7,098 | 4,164 | | | | | 1974 | 16 |
| 8,256 | 8,348 | 5,011 | 4,433 | 3,846 | 3,928 | 60,335 | 1973 Autres moyens | 17 |
| 7,070 | 7,298 | 4,792 | | | | | 1974 | 18 |
| 593,069 | 623,410 | 348,023 | 299,424 | 201,297 | 192,249 | 3,688,695 | 1973 Total, par terre | 19 |
| 503,999 | 588,302 | 298,399 | | | | | 1974 | 20 |
| <u>Par air</u> | | | | | | | | |
| 38,071 | 45,421 | 33,901 | 30,820 | 23,073 | 23,455 | 347,371 | 1973 Commercial | 21 |
| 43,496 | 52,582 | 40,171 | | | | | 1974 | 22 |
| 2,564 | 2,344 | 1,968 | 1,805 | 1,028 | 934 | 18,196 | 1973 Privé | 23 |
| 2,446 | 2,728 | 2,372 | | | | | 1974 | 24 |
| 40,635 | 47,765 | 35,869 | 32,625 | 24,101 | 24,389 | 365,567 | 1973 Total, par air | 25 |
| 45,942 | 55,310 | 42,543 | | | | | 1974 | 26 |
| <u>Par mer</u> | | | | | | | | |
| 210 | 314 | 120 | 80 | 120 | - | 1,121 | 1973 Commercial | 27 |
| 202 | 1,713 | 166 | | | | | 1974 | 28 |
| 2,821 | 2,319 | 842 | 295 | 9 | - | 8,198 | 1973 Privé | 29 |
| 2,153 | 2,155 | 709 | | | | | 1974 | 30 |
| 3,031 | 2,633 | 962 | 375 | 129 | - | 9,319 | 1973 Total, par mer | 31 |
| 2,355 | 3,868 | 875 | | | | | 1974 | 32 |
| 636,735 | 673,808 | 384,854 | 332,424 | 225,527 | 216,638 | 4,063,581 | 1973 Total | 33 |
| 552,296 | 647,480 | 341,817 | | | | | 1974 | 34 |
| Résidents des pays autres que les États-Unis | | | | | | | | |
| <u>Par terre (via les É.-U.)</u> | | | | | | | | |
| 1,088 | 1,539 | 647 | 441 | 140 | 94 | 5,504 | 1973 Même jour | 35 |
| 1,167 | 1,244 | 536 | | | | | 1974 | 36 |
| 5,522 | 7,433 | 3,811 | 2,389 | 968 | 995 | 29,600 | 1973 Une nuit ou plus | 37 |
| 6,552 | 9,355 | 4,884 | | | | | 1974 | 38 |
| 6,610 | 8,972 | 4,458 | 2,830 | 1,108 | 1,089 | 35,104 | 1973 Total, par terre | 39 |
| 7,719 | 10,599 | 5,420 | | | | | 1974 | 40 |
| <u>Par air</u> | | | | | | | | |
| 24,645 | 21,426 | 14,396 | 13,998 | 9,273 | 13,091 | 166,005 | 1973 Entrée directe | 41 |
| 28,513 | 27,027 | 19,957 | | | | | 1974 | 42 |
| 4,203 | 5,124 | 4,771 | 4,459 | 3,246 | 2,886 | 41,699 | 1973 Entrée via les É.-U. | 43 |
| 5,186 | 7,117 | 6,510 | | | | | 1974 | 44 |
| 28,848 | 26,550 | 19,167 | 18,457 | 12,519 | 15,977 | 207,704 | 1973 Total, par air | 45 |
| 33,699 | 34,144 | 26,467 | | | | | 1974 | 46 |
| <u>Par mer</u> | | | | | | | | |
| 373 | 282 | 375 | 116 | 457 | - | 3,383 | 1973 Entrée directe | 47 |
| 489 | 237 | 381 | | | | | 1974 | 48 |
| 5 | 2 | 9 | - | 3 | - | 28 | 1973 Entrée via les É.-U. | 49 |
| - | 1 | 4 | | | | | 1974 | 50 |
| 378 | 284 | 384 | 116 | 460 | - | 3,411 | 1973 Total, par mer | 51 |
| 489 | 238 | 385 | | | | | 1974 | 52 |
| 35,836 | 35,806 | 24,009 | 21,403 | 14,087 | 17,066 | 246,219 | 1973 Total | 53 |
| 41,907 | 44,981 | 32,272 | | | | | 1974 | 54 |
| 672,571 | 709,614 | 408,863 | 353,827 | 239,614 | 233,704 | 4,309,800 | 1973 Total global | 55 |
| 594,203 | 692,461 | 374,089 | | | | | 1974 | 56 |

TABLE 8B. Non-Resident Travellers Entering Canada by Country of Residence(1) - Continued

| No. | Country of residence | J | F | M | A | M | J | Six months - Six mois |
|-------------------------|---------------------------------------|-------|-------|--------|--------|--------|--------|-----------------------------|
| Europe | | | | | | | | |
| 1 | Austria 1973 | 62 | 112 | 181 | 184 | 205 | 442 | 1,186 |
| 2 | 1974 | 77 | 99 | 134 | 109 | 204 | 318 | 941 |
| 3 | Azores 1973 | - | - | - | - | - | - | - |
| 4 | 1974 | - | - | - | - | - | - | - |
| 5 | Belgium 1973 | 203 | 245 | 276 | 564 | 642 | 988 | 2,918 |
| 6 | 1974 | 287 | 233 | 371 | 458 | 617 | 1,219 | 3,185 |
| 7 | Bulgaria 1973 | 7 | 3 | 6 | 4 | 8 | 59 | 87 |
| 8 | 1974 | 4 | 4 | 1 | 9 | 6 | 69 | 93 |
| 9 | Czechoslovakia 1973 | 43 | 46 | 142 | 110 | 155 | 181 | 677 |
| 10 | 1974 | 51 | 42 | 112 | 86 | 325 | 345 | 961 |
| 11 | Denmark 1973 | 111 | 103 | 149 | 160 | 192 | 514 | 1,229 |
| 12 | 1974 | 178 | 157 | 204 | 145 | 258 | 586 | 1,528 |
| 13 | Finland 1973 | 41 | 132 | 72 | 60 | 59 | 118 | 482 |
| 14 | 1974 | 52 | 72 | 43 | 63 | 72 | 103 | 405 |
| 15 | France 1973 | 1,251 | 1,647 | 1,676 | 2,614 | 3,368 | 5,519 | 16,055 |
| 16 | 1974 | 1,680 | 1,852 | 2,816 | 1,963 | 3,009 | 6,040 | 17,360 |
| 17 | Germany (Federal Republic) 1973 | 664 | 734 | 974 | 1,125 | 1,735 | 2,662 | 7,894 |
| 18 | 1974 | 1,121 | 757 | 1,120 | 876 | 1,927 | 2,482 | 8,283 |
| 19 | Greece 1973 | 302 | 234 | 281 | 545 | 521 | 642 | 2,525 |
| 20 | 1974 | 377 | 403 | 590 | 473 | 749 | 827 | 3,419 |
| 21 | Hungary 1973 | 44 | 30 | 75 | 39 | 107 | 300 | 595 |
| 22 | 1974 | 50 | 35 | 77 | 49 | 95 | 240 | 546 |
| 23 | Ireland (Republic) 1973 | 83 | 100 | 137 | 150 | 283 | 535 | 1,288 |
| 24 | 1974 | 126 | 112 | 122 | 156 | 316 | 786 | 1,618 |
| 25 | Italy 1973 | 325 | 363 | 576 | 777 | 794 | 1,361 | 4,196 |
| 26 | 1974 | 468 | 428 | 778 | 740 | 878 | 1,659 | 4,951 |
| 27 | Malta 1973 | - | - | - | 2 | 7 | 7 | 16 |
| 28 | 1974 | - | 1 | 1 | 2 | 3 | 4 | 11 |
| 29 | Netherlands, The 1973 | 294 | 464 | 554 | 667 | 1,115 | 1,887 | 4,981 |
| 30 | 1974 | 396 | 400 | 584 | 614 | 588 | 1,064 | 3,646 |
| 31 | Norway 1973 | 118 | 128 | 158 | 129 | 205 | 326 | 1,064 |
| 32 | 1974 | 122 | 118 | 171 | 118 | 241 | 360 | 1,130 |
| 33 | Poland 1973 | 94 | 98 | 117 | 620 | 486 | 609 | 2,024 |
| 34 | 1974 | 93 | 108 | 141 | 553 | 477 | 603 | 1,975 |
| 35 | Portugal 1973 | 196 | 198 | 328 | 428 | 299 | 636 | 2,085 |
| 36 | 1974 | 184 | 181 | 291 | 213 | 323 | 482 | 1,674 |
| 37 | Rumania 1973 | 31 | 27 | 13 | 22 | 35 | 20 | 148 |
| 38 | 1974 | 5 | 19 | 15 | 19 | 35 | 45 | 138 |
| 39 | Spain 1973 | 143 | 236 | 231 | 361 | 369 | 585 | 1,925 |
| 40 | 1974 | 201 | 228 | 285 | 405 | 341 | 707 | 2,167 |
| 41 | Sweden 1973 | 201 | 248 | 258 | 311 | 355 | 542 | 1,915 |
| 42 | 1974 | 360 | 277 | 323 | 300 | 392 | 909 | 2,561 |
| 43 | Switzerland 1973 | 287 | 475 | 485 | 626 | 736 | 1,026 | 3,635 |
| 44 | 1974 | 419 | 368 | 693 | 795 | 1,034 | 1,680 | 4,989 |
| 45 | Turkey 1973 | 34 | 31 | 28 | 41 | 66 | 62 | 262 |
| 46 | 1974 | 39 | 21 | 35 | 24 | 74 | 130 | 323 |
| 47 | United Kingdom 1973 | 1,380 | 1,376 | 1,761 | 2,776 | 4,092 | 5,179 | 16,564 |
| 48 | 1974 | 1,610 | 1,675 | 2,496 | 2,630 | 3,500 | 5,701 | 17,612 |
| 49 | U.S.S.R. 1973 | 93 | 170 | 161 | 90 | 114 | 178 | 806 |
| 50 | 1974 | 60 | 95 | 83 | 91 | 195 | 243 | 767 |
| 51 | Yugoslavia 1973 | 133 | 69 | 72 | 55 | 60 | 114 | 503 |
| 52 | 1974 | 57 | 58 | 51 | 66 | 100 | 140 | 475 |
| 53 | Other 1973 | 6 | 11 | 16 | 18 | 29 | 46 | 126 |
| 54 | 1974 | 16 | 13 | 32 | 29 | 43 | 59 | 192 |
| 55 | Total 1973 | 6,146 | 7,280 | 8,727 | 12,478 | 16,017 | 24,538 | 75,186 |
| 56 | 1974 | 8,033 | 7,756 | 11,569 | 10,989 | 15,802 | 26,801 | 80,950 |
| Africa | | | | | | | | |
| 57 | Algeria 1973 | 10 | 15 | 13 | 21 | 40 | 28 | 127 |
| 58 | 1974 | 27 | 24 | 19 | 32 | 46 | 78 | 226 |
| 59 | Egypt 1973 | 24 | 25 | 41 | 58 | 42 | 181 | 371 |
| 60 | 1974 | 25 | 22 | 35 | 50 | 118 | 171 | 421 |
| 61 | Rhodesia 1973 | - | 4 | 1 | 10 | 2 | 7 | 24 |
| 62 | 1974 | 2 | 1 | 3 | 2 | 9 | 8 | 25 |
| 63 | South Africa 1973 | 44 | 39 | 64 | 156 | 126 | 305 | 734 |
| 64 | 1974 | 98 | 47 | 89 | 110 | 221 | 299 | 864 |
| 65 | Other 1973 | 179 | 214 | 207 | 338 | 552 | 696 | 2,186 |
| 66 | 1974 | 235 | 211 | 289 | 306 | 476 | 831 | 2,348 |
| 67 | Total 1973 | 257 | 297 | 326 | 583 | 762 | 1,217 | 3,442 |
| 68 | 1974 | 387 | 305 | 435 | 500 | 870 | 1,387 | 3,884 |
| Asia (Continued) | | | | | | | | |
| 69 | Bangladesh 1973 | 1 | 1 | 6 | 3 | 5 | 4 | 20 |
| 70 | 1974 | 8 | - | 6 | 6 | 21 | 25 | 66 |
| 71 | China 1973 | 7 | 20 | 10 | 21 | 33 | 14 | 105 |
| 72 | 1974 | - | 9 | - | - | 2 | 17 | 28 |
| 73 | Hong Kong 1973 | 30 | 13 | 21 | 41 | 65 | 77 | 247 |
| 74 | 1974 | 41 | 27 | 60 | 66 | 67 | 102 | 363 |
| 75 | India 1973 | 72 | 68 | 122 | 174 | 271 | 401 | 1,108 |
| 76 | 1974 | 112 | 62 | 173 | 217 | 394 | 461 | 1,419 |

See footnote(s) at the end of the table.

TABLEAU 88. Voyageurs non résidents entrant au Canada, selon le pays de résidence(1) - suite

| J | A | S | O | N | D | Year - Année | Pays de résidence | N° |
|---------------------|--------|--------|--------|--------|--------|--------------------|--|----|
| <u>Europe</u> | | | | | | | | |
| 311 | 262 | 207 | 165 | 358 | 112 | 2,601 | 1973 Autriche | 1 |
| 353 | 292 | 177 | - | - | - | - | 1974 | 2 |
| - | - | - | - | - | - | - | 1973 Açores | 3 |
| - | 2 | - | - | - | - | - | 1974 | 4 |
| 1,964 | 999 | 669 | 528 | 344 | 526 | 7,748 | 1973 Belgique | 5 |
| 1,719 | 1,881 | 752 | - | - | - | - | 1974 | 6 |
| 8 | 8 | 23 | 14 | 4 | 3 | 147 | 1973 Bulgarie | 7 |
| 17 | 51 | 10 | - | - | - | - | 1974 | 8 |
| 104 | 94 | 83 | 118 | 55 | 84 | 1,215 | 1973 Tchécoslovaquie | 9 |
| 261 | 282 | 213 | - | - | - | - | 1974 | 10 |
| 329 | 246 | 193 | 410 | 201 | 259 | 2,867 | 1973 Danemark | 11 |
| 374 | 436 | 305 | - | - | - | - | 1974 | 12 |
| 59 | 152 | 60 | 56 | 52 | 48 | 909 | 1973 Finlande | 13 |
| 79 | 109 | 101 | - | - | - | - | 1974 | 14 |
| 7,059 | 8,188 | 3,636 | 3,323 | 2,357 | 2,680 | 43,298 | 1973 France | 15 |
| 8,164 | 9,860 | 5,129 | - | - | - | - | 1974 | 16 |
| 3,172 | 2,747 | 1,987 | 1,804 | 926 | 1,208 | 19,738 | 1973 Allemagne (République Fédérale) | 17 |
| 3,552 | 3,002 | 2,051 | - | - | - | - | 1974 | 18 |
| 557 | 579 | 619 | 580 | 526 | 846 | 6,232 | 1973 Grèce | 19 |
| 603 | 910 | 732 | - | - | - | - | 1974 | 20 |
| 176 | 188 | 123 | 84 | 56 | 87 | 1,309 | 1973 Hongrie | 21 |
| 211 | 180 | 114 | - | - | - | - | 1974 | 22 |
| 391 | 451 | 290 | 335 | 127 | 177 | 3,059 | 1973 Irlande (République) | 23 |
| 547 | 548 | 544 | - | - | - | - | 1974 | 24 |
| 1,211 | 1,206 | 843 | 862 | 720 | 771 | 9,809 | 1973 Italie | 25 |
| 1,649 | 2,202 | 1,306 | - | - | - | - | 1974 | 26 |
| 3 | 4 | 1 | 4 | 3 | 1 | 32 | 1973 Malte | 27 |
| 3 | 10 | 3 | - | - | - | - | 1974 | 28 |
| 2,216 | 1,076 | 992 | 1,079 | 517 | 829 | 11,690 | 1973 Pays-Bas | 29 |
| 2,234 | 973 | 773 | - | - | - | - | 1974 | 30 |
| 236 | 217 | 180 | 176 | 118 | 130 | 2,121 | 1973 Norvège | 31 |
| 302 | 304 | 233 | - | - | - | - | 1974 | 32 |
| 544 | 438 | 464 | 211 | 497 | 179 | 4,357 | 1973 Pologne | 33 |
| 689 | 548 | 672 | - | - | - | - | 1974 | 34 |
| 413 | 473 | 375 | 352 | 248 | 317 | 4,263 | 1973 Portugal | 35 |
| 498 | 392 | 415 | - | - | - | - | 1974 | 36 |
| 27 | 51 | 52 | 38 | 16 | 21 | 353 | 1973 Roumanie | 37 |
| 42 | 49 | 30 | - | - | - | - | 1974 | 38 |
| 492 | 430 | 325 | 467 | 301 | 372 | 4,312 | 1973 Espagne | 39 |
| 665 | 629 | 501 | - | - | - | - | 1974 | 40 |
| 337 | 310 | 355 | 336 | 377 | 326 | 3,956 | 1973 Suède | 41 |
| 618 | 640 | 598 | - | - | - | - | 1974 | 42 |
| 1,361 | 1,061 | 814 | 1,020 | 516 | 683 | 9,090 | 1973 Suisse | 43 |
| 1,756 | 1,459 | 1,274 | - | - | - | - | 1974 | 44 |
| 62 | 81 | 54 | 58 | 39 | 27 | 583 | 1973 Turquie | 45 |
| 87 | 144 | 118 | - | - | - | - | 1974 | 46 |
| 5,914 | 6,230 | 4,268 | 4,012 | 2,260 | 3,033 | 42,281 | 1973 Royaume-Uni | 47 |
| 5,775 | 6,103 | 5,222 | - | - | - | - | 1974 | 48 |
| 111 | 260 | 293 | 184 | 127 | 128 | 1,909 | 1973 U.R.S.S. | 49 |
| 183 | 397 | 208 | - | - | - | - | 1974 | 50 |
| 110 | 131 | 71 | 81 | 87 | 196 | 1,179 | 1973 Yougoslavie | 51 |
| 141 | 123 | 78 | - | - | - | - | 1974 | 52 |
| 51 | 70 | 24 | 30 | 24 | 33 | 358 | 1973 Autres | 53 |
| 72 | 131 | 63 | - | - | - | - | 1974 | 54 |
| 27,218 | 25,952 | 16,801 | 16,327 | 10,856 | 13,076 | 185,416 | 1973 Total | 55 |
| 30,594 | 31,657 | 21,622 | - | - | - | - | 1974 | 56 |
| <u>Afrique</u> | | | | | | | | |
| 84 | 56 | 52 | 38 | 18 | 31 | 406 | 1973 Algérie | 57 |
| 79 | 121 | 92 | - | - | - | - | 1974 | 58 |
| 427 | 202 | 119 | 56 | 28 | 41 | 1,244 | 1973 Égypte | 59 |
| 486 | 301 | 145 | - | - | - | - | 1974 | 60 |
| 5 | 11 | 6 | 1 | - | 3 | 50 | 1973 Rhodésie | 61 |
| 3 | 3 | 10 | - | - | - | - | 1974 | 62 |
| 224 | 211 | 157 | 137 | 86 | 148 | 1,697 | 1973 Afrique du Sud | 63 |
| 227 | 218 | 430 | - | - | - | - | 1974 | 64 |
| 1,004 | 950 | 710 | 425 | 281 | 377 | 5,933 | 1973 Autres | 65 |
| 1,016 | 1,952 | 1,117 | - | - | - | - | 1974 | 66 |
| 1,744 | 1,430 | 1,044 | 657 | 413 | 600 | 9,330 | 1973 Total | 67 |
| 1,811 | 2,595 | 1,794 | - | - | - | - | 1974 | 68 |
| <u>Asie (suite)</u> | | | | | | | | |
| 12 | 17 | 26 | 12 | 6 | 11 | 104 | 1973 Bangladesh | 69 |
| 12 | 18 | 24 | - | - | - | - | 1974 | 70 |
| 33 | 20 | 11 | 7 | 13 | 7 | 196 | 1973 Chine | 71 |
| 19 | 28 | - | - | - | - | - | 1974 | 72 |
| 107 | 211 | 173 | 59 | 44 | 77 | 918 | 1973 Hong-Kong | 73 |
| 107 | 227 | 114 | - | - | - | - | 1974 | 74 |
| 321 | 383 | 357 | 240 | 130 | 147 | 2,686 | 1973 Inde | 75 |
| 529 | 516 | 547 | - | - | - | - | 1974 | 76 |

Voir renvoi(s) à la fin du tableau.

TABLE 8B. Non-resident Travellers Entering Canada by Country of Residence(1) - Concluded

| No. | Country of residence | J | F | M | A | M | J | Six months - Six mois |
|-------------------------------|------------------------------------|---------|---------|---------|---------|---------|---------|-----------------------------|
| Asia - Concluded | | | | | | | | |
| 1 | Israel 1973 | 227 | 164 | 275 | 336 | 379 | 867 | 2,248 |
| 2 | 1974 | 212 | 276 | 477 | 469 | 671 | 1,424 | 3,529 |
| 3 | Japan 1973 | 205 | 282 | 265 | 318 | 495 | 741 | 2,306 |
| 4 | 1974 | 190 | 205 | 283 | 378 | 535 | 611 | 2,202 |
| 5 | Korea, South 1973 | 2 | 14 | 18 | 25 | 19 | 27 | 105 |
| 6 | 1974 | 10 | 24 | 27 | 32 | 23 | 53 | 169 |
| 7 | Lebanon 1973 | 38 | 34 | 44 | 69 | 66 | 138 | 389 |
| 8 | 1974 | 49 | 41 | 53 | 76 | 113 | 176 | 508 |
| 9 | Pakistan 1973 | 35 | 20 | 45 | 56 | 80 | 83 | 319 |
| 10 | 1974 | 42 | 25 | 46 | 44 | 68 | 106 | 331 |
| 11 | Philippines 1973 | 17 | 16 | 34 | 16 | 32 | 41 | 156 |
| 12 | 1974 | 30 | 21 | 25 | 31 | 46 | 78 | 231 |
| 13 | Sri Lanka 1973 | 3 | 3 | 3 | 19 | 10 | 18 | 56 |
| 14 | 1974 | 6 | 1 | 18 | 15 | 15 | 17 | 72 |
| 15 | Syria 1973 | 8 | 2 | 6 | 14 | 9 | 6 | 45 |
| 16 | 1974 | 5 | 8 | 4 | 10 | 14 | 21 | 62 |
| 17 | Taiwan 1973 | 12 | 3 | 10 | 13 | 41 | 39 | 118 |
| 18 | 1974 | 18 | 15 | 16 | 19 | 30 | 59 | 157 |
| 19 | Other 1973 | 181 | 59 | 97 | 116 | 198 | 446 | 1,097 |
| 20 | 1974 | 171 | 102 | 167 | 196 | 372 | 428 | 1,436 |
| 21 | Total 1973 | 838 | 699 | 956 | 1,221 | 1,703 | 2,902 | 8,319 |
| 22 | 1974 | 894 | 816 | 1,355 | 1,559 | 2,371 | 3,578 | 10,573 |
| North America, Central | | | | | | | | |
| America and Caribbean | | | | | | | | |
| 23 | Antigua 1973 | 7 | 2 | 13 | 18 | 1 | 12 | 53 |
| 24 | 1974 | 5 | 2 | 6 | 15 | 14 | 10 | 204 |
| 25 | Bahamas 1973 | 27 | 15 | 52 | 29 | 43 | 38 | 206 |
| 26 | 1974 | 25 | 29 | 33 | 20 | 45 | 54 | 298 |
| 27 | Barbados 1973 | 33 | 27 | 41 | 57 | 52 | 88 | 286 |
| 28 | 1974 | 25 | 16 | 46 | 49 | 45 | 100 | 444 |
| 29 | Bermuda 1973 | 39 | 54 | 64 | 88 | 99 | 88 | 419 |
| 30 | 1974 | 72 | 43 | 89 | 56 | 71 | 16 | 85 |
| 31 | Cuba 1973 | 11 | 12 | 2 | 30 | 14 | 16 | 32 |
| 32 | 1974 | 15 | 14 | 18 | 39 | 28 | 84 | 159 |
| 33 | Haiti 1973 | 80 | 40 | 82 | 106 | 84 | 207 | 731 |
| 34 | 1974 | 76 | 84 | 129 | 97 | 138 | 221 | 600 |
| 35 | Jamaica 1973 | 69 | 58 | 72 | 99 | 81 | 136 | 635 |
| 36 | 1974 | 56 | 84 | 136 | 84 | 139 | 408 | 1,735 |
| 37 | Mexico 1973 | 161 | 141 | 242 | 290 | 493 | 700 | 2,281 |
| 38 | 1974 | 201 | 196 | 174 | 317 | 693 | 7 | 28 |
| 39 | St. Pierre and Miquelon 1973 | 8 | 4 | 3 | 1 | 5 | 7 | 35 |
| 40 | 1974 | 9 | 5 | 2 | 4 | 8 | 181 | 626 |
| 41 | Trinidad and Tobago 1973 | 82 | 49 | 72 | 111 | 131 | 110 | 703 |
| 42 | 1974 | 59 | 112 | 131 | 107 | 110 | 392,361 | 1,593,595 |
| 43 | United States 1973 | 182,933 | 201,955 | 238,017 | 265,036 | 313,293 | 374,149 | 1,507,385 |
| 44 | 1974 | 181,659 | 210,291 | 213,976 | 244,793 | 282,517 | 378 | 1,207 |
| 45 | Other 1973 | 105 | 85 | 161 | 210 | 268 | 439 | 1,829 |
| 46 | 1974 | 210 | 226 | 235 | 246 | 473 | | |
| 47 | Total 1973 | 183,555 | 202,442 | 238,821 | 266,075 | 314,564 | 393,969 | 1,599,426 |
| 48 | 1974 | 182,412 | 211,102 | 214,975 | 245,827 | 284,281 | 376,111 | 1,514,708 |
| South America | | | | | | | | |
| 49 | Argentina 1973 | 53 | 55 | 86 | 97 | 109 | 121 | 521 |
| 50 | 1974 | 98 | 79 | 90 | 95 | 168 | 176 | 706 |
| 51 | Brazil 1973 | 141 | 87 | 83 | 149 | 181 | 248 | 889 |
| 52 | 1974 | 201 | 176 | 118 | 137 | 272 | 238 | 1,142 |
| 53 | Colombia 1973 | 35 | 28 | 61 | 65 | 95 | 117 | 401 |
| 54 | 1974 | 77 | 55 | 84 | 92 | 128 | 189 | 625 |
| 55 | Guyana 1973 | 11 | 19 | 33 | 41 | 21 | 39 | 164 |
| 56 | 1974 | 28 | 29 | 40 | 44 | 29 | 79 | 249 |
| 57 | Venezuela 1973 | 53 | 40 | 72 | 89 | 99 | 131 | 484 |
| 58 | 1974 | 101 | 51 | 67 | 101 | 134 | 172 | 626 |
| 59 | Other 1973 | 105 | 96 | 132 | 118 | 230 | 265 | 946 |
| 60 | 1974 | 119 | 139 | 174 | 189 | 304 | 286 | 1,211 |
| 61 | Total 1973 | 398 | 325 | 467 | 559 | 735 | 921 | 3,405 |
| 62 | 1974 | 624 | 529 | 573 | 658 | 1,035 | 1,140 | 4,599 |
| Oceania and Other | | | | | | | | |
| Ocean Islands | | | | | | | | |
| 63 | Australia 1973 | 131 | 131 | 152 | 236 | 342 | 502 | 1,494 |
| 64 | 1974 | 269 | 229 | 238 | 332 | 432 | 661 | 2,161 |
| 65 | New Zealand 1973 | 51 | 24 | 19 | 31 | 50 | 92 | 267 |
| 66 | 1974 | 46 | 26 | 45 | 61 | 57 | 112 | 347 |
| 67 | Other 1973 | 9 | 10 | 6 | 9 | 17 | 17 | 68 |
| 68 | 1974 | 5 | - | 7 | 11 | 16 | 43 | 82 |
| 69 | Total 1973 | 191 | 165 | 177 | 276 | 409 | 611 | 1,829 |
| 70 | 1974 | 320 | 255 | 290 | 404 | 505 | 816 | 2,590 |
| 71 | Grand total 1973 | 191,385 | 211,208 | 249,474 | 281,192 | 334,190 | 424,158 | 1,691,607 |
| 72 | 1974 | 192,670 | 220,763 | 229,197 | 259,937 | 304,864 | 409,833 | 1,617,264 |

(1) Additional data are available by country on request.

TABLEAU 8B. Voyageurs non résidents entrant au Canada, selon le pays de résidence(1) - fin

| J | A | S | O | N | D | Year - Année | Pays de résidence | No |
|--|---------|---------|---------|---------|---------|--------------|-----------------------------------|----|
| <u>Asie - fin</u> | | | | | | | | |
| 841 | 870 | 582 | 269 | 224 | 243 | 5,277 | 1973 Israël | 1 |
| 1,945 | 2,003 | 1,524 | | | | | 1974 Israël | 2 |
| 611 | 1,100 | 573 | 615 | 296 | 166 | 5,667 | 1973 Japon | 3 |
| 610 | 828 | 854 | | | | | 1974 Japon | 4 |
| 13 | 24 | 36 | 25 | 25 | 13 | 241 | 1973 Corée du Sud | 5 |
| 29 | 52 | 45 | | | | | 1974 Corée du Sud | 6 |
| 186 | 195 | 124 | 90 | 55 | 82 | 1,121 | 1973 Liban | 7 |
| 259 | 389 | 252 | | | | | 1974 Liban | 8 |
| 124 | 130 | 106 | 78 | 61 | 54 | 872 | 1973 Pakistan | 9 |
| 107 | 112 | 122 | | | | | 1974 Pakistan | 10 |
| 38 | 49 | 65 | 40 | 62 | 23 | 433 | 1973 Philippines | 11 |
| 85 | 58 | 78 | | | | | 1974 Philippines | 12 |
| 16 | 14 | 14 | 13 | 9 | 1 | 123 | 1973 Sri Lanka | 13 |
| 12 | 20 | 18 | | | | | 1974 Sri Lanka | 14 |
| 26 | 27 | 24 | 12 | 24 | 7 | 165 | 1973 Syrie | 15 |
| 38 | 46 | 44 | | | | | 1974 Syrie | 16 |
| 53 | 64 | 58 | 42 | 23 | 35 | 393 | 1973 Taiwan | 17 |
| 62 | 69 | 74 | | | | | 1974 Taiwan | 18 |
| 294 | 455 | 389 | 193 | 178 | 217 | 2,823 | 1973 Autres | 19 |
| 452 | 857 | 780 | | | | | 1974 Autres | 20 |
| 2,675 | 3,559 | 2,538 | 1,695 | 1,150 | 1,083 | 21,019 | 1973 Total | 21 |
| 4,266 | 5,223 | 4,476 | | | | | 1974 Total | 22 |
| <u>Amérique du Nord, Amérique centrale et Antilles</u> | | | | | | | | |
| 20 | 9 | 13 | 18 | 6 | 8 | 127 | 1973 Antigua | 23 |
| 11 | 12 | 24 | | | | | 1974 Antigua | 24 |
| 108 | 115 | 76 | 47 | 34 | 39 | 623 | 1973 Bahamas | 25 |
| 62 | 88 | 61 | | | | | 1974 Bahamas | 26 |
| 166 | 149 | 105 | 94 | 26 | 46 | 884 | 1973 Barbade | 27 |
| 164 | 190 | 115 | | | | | 1974 Barbade | 28 |
| 171 | 227 | 167 | 121 | 80 | 277 | 1,487 | 1973 Bermudes | 29 |
| 123 | 188 | 128 | | | | | 1974 Bermudes | 30 |
| 28 | 28 | 45 | 27 | 12 | 13 | 238 | 1973 Cuba | 31 |
| 59 | 55 | 56 | | | | | 1974 Cuba | 32 |
| 340 | 637 | 256 | 136 | 60 | 91 | 2,071 | 1973 Haïti | 33 |
| 395 | 574 | 374 | | | | | 1974 Haïti | 34 |
| 215 | 225 | 147 | 125 | 72 | 71 | 1,455 | 1973 Jamaïque | 35 |
| 200 | 259 | 151 | | | | | 1974 Jamaïque | 36 |
| 657 | 775 | 452 | 381 | 183 | 296 | 4,479 | 1973 Mexique | 37 |
| 1,068 | 904 | 727 | | | | | 1974 Mexique | 38 |
| 2 | 14 | 6 | 4 | 8 | 4 | 66 | 1973 St. Pierre-et-Miquelon | 39 |
| 3 | 5 | 28 | | | | | 1974 St. Pierre-et-Miquelon | 40 |
| 325 | 431 | 321 | 157 | 120 | 126 | 2,106 | 1973 Trinité et Tobago | 41 |
| 272 | 389 | 214 | | | | | 1974 Trinité et Tobago | 42 |
| 636,735 | 673,808 | 384,854 | 332,424 | 225,527 | 216,638 | 4,063,581 | 1973 États-Unis | 43 |
| 552,296 | 647,480 | 341,817 | | | | | 1974 États-Unis | 44 |
| 508 | 397 | 397 | 247 | 219 | 263 | 3,238 | 1973 Autres | 45 |
| 411 | 569 | 377 | | | | | 1974 Autres | 46 |
| 639,275 | 676,815 | 386,839 | 333,781 | 226,347 | 217,872 | 4,080,355 | 1973 Total | 47 |
| 555,064 | 650,713 | 344,072 | | | | | 1974 Total | 48 |
| <u>Amérique du Sud</u> | | | | | | | | |
| 148 | 138 | 127 | 112 | 59 | 84 | 1,189 | 1973 Argentine | 49 |
| 254 | 191 | 211 | | | | | 1974 Argentine | 50 |
| 299 | 203 | 169 | 182 | 145 | 172 | 2,059 | 1973 Brésil | 51 |
| 547 | 251 | 275 | | | | | 1974 Brésil | 52 |
| 155 | 156 | 143 | 120 | 67 | 102 | 1,144 | 1973 Colombie | 53 |
| 205 | 209 | 166 | | | | | 1974 Colombie | 54 |
| 60 | 97 | 116 | 43 | 44 | 23 | 547 | 1973 Guyane | 55 |
| 99 | 84 | 72 | | | | | 1974 Guyane | 56 |
| 171 | 249 | 200 | 113 | 66 | 198 | 1,481 | 1973 Venezuela | 57 |
| 203 | 347 | 254 | | | | | 1974 Venezuela | 58 |
| 171 | 301 | 235 | 204 | 145 | 135 | 2,137 | 1973 Autres | 59 |
| 282 | 290 | 316 | | | | | 1974 Autres | 60 |
| 1,004 | 1,144 | 990 | 774 | 526 | 714 | 8,557 | 1973 Total | 61 |
| 1,590 | 1,372 | 1,294 | | | | | 1974 Total | 62 |
| <u>Océanie et autres îles océaniques</u> | | | | | | | | |
| 516 | 555 | 541 | 474 | 256 | 272 | 4,108 | 1973 Australie | 63 |
| 745 | 677 | 647 | | | | | 1974 Australie | 64 |
| 115 | 131 | 92 | 114 | 54 | 65 | 838 | 1973 Nouvelle-Zélande | 65 |
| 98 | 133 | 161 | | | | | 1974 Nouvelle-Zélande | 66 |
| 24 | 28 | 18 | 5 | 12 | 22 | 177 | 1973 Autres | 67 |
| 35 | 91 | 23 | | | | | 1974 Autres | 68 |
| 655 | 714 | 651 | 593 | 322 | 359 | 5,123 | 1973 Total | 69 |
| 878 | 901 | 831 | | | | | 1974 Total | 70 |
| 672,571 | 709,614 | 408,863 | 353,827 | 239,614 | 233,704 | 4,309,800 | 1973 Total global | 71 |
| 594,203 | 692,461 | 347,089 | | | | | 1974 Total global | 72 |

(1) D'autres renseignements sont disponibles par pays, sur demande.

TABLE 8C. Resident Travellers Returning to Canada by Type of Transportation

| No. | Type of transportation | J | F | M | A | M | J | Six months - Six mois |
|--|------------------------------------|---------|---------|---------|---------|---------|---------|-----------------------------|
| Returning from the United States(1) | | | | | | | | |
| <u>Land</u> | | | | | | | | |
| 1 | Automobile 1973 | 209,192 | 179,228 | 241,868 | 307,492 | 343,942 | 505,915 | 1,787,637 |
| 2 | 1974 | 160,275 | 147,767 | 175,289 | 236,640 | 296,307 | 504,727 | 1,521,005 |
| 3 | Same day 1973 | 139,431 | 126,299 | 172,685 | 208,957 | 241,392 | 320,284 | 1,209,048 |
| 4 | 1974 | 115,623 | 109,876 | 129,172 | 169,915 | 210,166 | 320,142 | 1,054,894 |
| 5 | One night 1973 | 9,827 | 8,579 | 9,558 | 13,341 | 16,856 | 25,857 | 84,018 |
| 6 | 1974 | 5,943 | 5,509 | 6,821 | 8,171 | 13,129 | 25,804 | 65,377 |
| 7 | Two or more nights 1973 | 59,934 | 44,350 | 59,625 | 85,194 | 85,694 | 159,774 | 494,571 |
| 8 | 1974 | 38,709 | 32,382 | 39,296 | 58,554 | 73,012 | 158,781 | 400,734 |
| 9 | Bus 1973 | 12,836 | 12,477 | 12,645 | 14,653 | 12,080 | 20,352 | 85,043 |
| 10 | 1974 | 12,789 | 10,754 | 14,093 | 26,374 | 27,945 | 29,842 | 121,797 |
| 11 | Same day 1973 | 4,811 | 5,452 | 5,385 | 2,674 | 4,063 | 10,600 | 32,985 |
| 12 | 1974 | 3,380 | 4,405 | 4,165 | 12,467 | 19,276 | 19,680 | 65,379 |
| 13 | One or more nights 1973 | 8,025 | 7,025 | 7,260 | 11,979 | 8,017 | 9,752 | 52,058 |
| 14 | 1974 | 9,409 | 6,349 | 9,928 | 13,907 | 8,669 | 10,162 | 58,424 |
| 15 | Rail 1973 | 1,132 | 511 | 1,037 | 1,687 | 481 | 370 | 5,218 |
| 16 | 1974 | 1,142 | 1,185 | 1,028 | 1,932 | 1,172 | 744 | 7,203 |
| 17 | Other methods 1973 | 3,490 | 3,172 | 4,430 | 5,601 | 7,152 | 9,124 | 32,969 |
| 18 | 1974 | 3,767 | 3,247 | 3,800 | 5,424 | 6,268 | 9,968 | 32,474 |
| 19 | Total land 1973 | 226,650 | 195,388 | 259,980 | 329,433 | 363,655 | 535,761 | 1,910,867 |
| 20 | 1974 | 177,973 | 162,953 | 194,210 | 270,370 | 331,692 | 407,712 | 1,682,479 |
| <u>Air</u> | | | | | | | | |
| 21 | Commercial 1973 | 38,422 | 29,798 | 42,755 | 34,345 | 23,073 | 21,168 | 189,561 |
| 22 | 1974 | 46,865 | 35,606 | 57,990 | 38,992 | 27,392 | 23,260 | 230,105 |
| 23 | Private 1973 | 691 | 590 | 803 | 895 | 831 | 731 | 4,541 |
| 24 | 1974 | 697 | 647 | 795 | 981 | 897 | 900 | 4,917 |
| 25 | Total air 1973 | 39,113 | 30,388 | 43,558 | 35,240 | 23,904 | 21,899 | 194,102 |
| 26 | 1974 | 47,562 | 36,253 | 58,785 | 39,973 | 28,289 | 24,160 | 235,022 |
| <u>Marine</u> | | | | | | | | |
| 27 | Commercial 1973 | - | - | - | - | - | - | - |
| 28 | 1974 | - | - | - | - | - | - | - |
| 29 | Private 1973 | - | - | 8 | 18 | 149 | 938 | 1,113 |
| 30 | 1974 | - | - | - | 7 | 110 | 799 | 916 |
| 31 | Total marine 1973 | - | - | 8 | 18 | 149 | 938 | 1,113 |
| 32 | 1974 | - | - | - | 7 | 110 | 799 | 916 |
| 33 | Total 1973 | 265,763 | 225,776 | 303,546 | 364,691 | 387,708 | 558,598 | 2,106,082 |
| 34 | 1974 | 225,535 | 199,206 | 252,995 | 310,350 | 360,091 | 570,260 | 1,918,417 |
| Returning from countries other than the United States(2) | | | | | | | | |
| <u>Land (via the U.S.A.)</u> | | | | | | | | |
| 35 | 1973 | 399 | 383 | 572 | 345 | 101 | 1,017 | 2,817 |
| 36 | 1974 | 1,060 | 355 | 199 | 49 | 77 | 304 | 2,044 |
| <u>Air</u> | | | | | | | | |
| 37 | Returning direct 1973 | 36,425 | 23,504 | 38,466 | 33,662 | 29,866 | 31,618 | 193,541 |
| 38 | 1974 | 43,166 | 27,683 | 50,812 | 28,126 | 26,470 | 29,385 | 205,642 |
| 39 | Returning via the U.S.A. 1973 | 3,567 | 3,369 | 4,076 | 1,727 | 1,323 | 1,158 | 15,220 |
| 40 | 1974 | 4,328 | 3,025 | 6,134 | 3,927 | 1,629 | 1,369 | 20,412 |
| 41 | Total air 1973 | 39,992 | 26,873 | 42,542 | 35,389 | 31,189 | 32,776 | 208,761 |
| 42 | 1974 | 47,494 | 30,708 | 56,946 | 32,053 | 28,099 | 30,754 | 226,054 |
| <u>Marine</u> | | | | | | | | |
| 43 | Returning direct 1973 | 4 | 4 | - | 176 | 161 | 316 | 661 |
| 44 | 1974 | 1 | 8 | 11 | 71 | 99 | 294 | 484 |
| 45 | Returning via the U.S.A. 1973 | - | - | - | - | 2 | - | 2 |
| 46 | 1974 | - | - | - | - | - | - | - |
| 47 | Total marine 1973 | 4 | 4 | - | 176 | 163 | 316 | 663 |
| 48 | 1974 | 1 | 8 | 11 | 71 | 99 | 294 | 484 |
| 49 | Total 1973 | 40,395 | 27,260 | 43,114 | 35,910 | 31,453 | 34,109 | 212,241 |
| 50 | 1974 | 48,555 | 31,071 | 57,156 | 32,173 | 28,275 | 31,352 | 228,582 |
| 51 | Grand total 1973 | 306,158 | 253,036 | 346,660 | 400,601 | 419,161 | 592,707 | 2,318,323 |
| 52 | 1974 | 274,090 | 230,277 | 310,151 | 342,523 | 388,366 | 601,592 | 2,146,999 |

(1) Continental United States and Alaska.

(2) Includes Hawaii, Puerto Rico, Philippines and other U.S. protectorates.

TABLEAU 8C. Voyageurs résidents revenant au Canada, selon le moyen de transport

| J | A | S | O | N | D | Year - Année | Moyen de transport | No |
|--|---------|---------|---------|---------|---------|--------------------|----------------------------------|----|
| Rentrée des États-Unis(1) | | | | | | | | |
| | | | | | | | <u>Par terre</u> | |
| 979,178 | 734,392 | 431,994 | 315,628 | 198,101 | 164,331 | 4,611,261 | 1973 Automobile | 1 |
| 906,167 | 745,745 | 429,929 | | | | | 1974 | 2 |
| 464,000 | 354,832 | 241,638 | 204,084 | 139,240 | 122,041 | 2,734,883 | 1973 Même jour | 3 |
| 424,312 | 363,166 | 233,565 | | | | | 1974 | 4 |
| 47,188 | 36,814 | 23,482 | 15,819 | 9,388 | 6,768 | 223,477 | 1973 Une nuit | 5 |
| 37,840 | 34,190 | 20,507 | | | | | 1974 | 6 |
| 467,990 | 342,746 | 166,874 | 95,725 | 49,473 | 35,522 | 1,652,901 | 1973 Deux nuits ou plus | 7 |
| 444,015 | 348,389 | 175,857 | | | | | 1974 | 8 |
| 31,275 | 27,795 | 14,820 | 12,206 | 8,002 | 9,670 | 188,811 | 1973 Autocar | 9 |
| 33,395 | 29,796 | 18,882 | | | | | 1974 | 10 |
| 10,127 | 8,747 | 4,368 | 4,370 | 2,019 | 2,623 | 65,239 | 1973 Même jour | 11 |
| 11,589 | 10,417 | 7,643 | | | | | 1974 | 12 |
| 21,148 | 19,048 | 10,452 | 7,836 | 5,983 | 7,047 | 123,572 | 1973 Une nuit ou plus | 13 |
| 21,806 | 19,379 | 11,239 | | | | | 1974 | 14 |
| 867 | 274 | 460 | 937 | 494 | 728 | 8,978 | 1973 Chemin de fer | 15 |
| 831 | 1,286 | 817 | | | | | 1974 | 16 |
| 11,124 | 9,792 | 6,652 | 5,024 | 3,791 | 3,495 | 72,847 | 1973 Autres moyens | 17 |
| 10,209 | 9,941 | 6,052 | | | | | 1974 | 18 |
| 1,022,444 | 772,253 | 453,926 | 333,795 | 210,388 | 178,224 | 4,881,897 | 1973 Total, par terre | 19 |
| 950,602 | 786,768 | 455,680 | | | | | 1974 | 20 |
| | | | | | | | <u>Par air</u> | |
| 22,970 | 24,000 | 21,622 | 23,899 | 26,112 | 27,522 | 335,686 | 1973 Commercial | 21 |
| 22,768 | 23,955 | 21,658 | | | | | 1974 | 22 |
| 887 | 790 | 821 | 711 | 660 | 443 | 8,853 | 1973 Privé | 23 |
| 1,014 | 807 | 821 | | | | | 1974 | 24 |
| 23,857 | 24,790 | 22,443 | 24,610 | 26,772 | 27,965 | 344,539 | 1973 Total, par air | 25 |
| 23,782 | 24,762 | 22,479 | | | | | 1974 | 26 |
| | | | | | | | <u>Par mer</u> | |
| 29 | 2 | 4 | - | - | - | 35 | 1973 Commercial | 27 |
| 43 | 18 | - | | | | | 1974 | 28 |
| 3,289 | 2,443 | 1,063 | 324 | 1 | - | 8,233 | 1973 Privé | 29 |
| 2,663 | 2,422 | 831 | | | | | 1974 | 30 |
| 3,318 | 2,445 | 1,067 | 324 | 1 | - | 8,268 | 1973 Total, par mer | 31 |
| 2,706 | 2,440 | 831 | | | | | 1974 | 32 |
| 1,049,619 | 799,488 | 477,436 | 358,729 | 237,151 | 206,189 | 5,234,704 | 1973 Total | 33 |
| 977,090 | 813,970 | 478,990 | | | | | 1974 | 34 |
| Rentrée des pays autres que les États-Unis(2) | | | | | | | | |
| | | | | | | | <u>Par terre (via les É.-U.)</u> | |
| 243 | 306 | 6 | 62 | 260 | 109 | 3,803 | 1973 | 35 |
| 135 | 19 | 113 | | | | | 1974 | 36 |
| | | | | | | | <u>Par air</u> | |
| 38,764 | 65,121 | 45,489 | 33,970 | 20,002 | 17,618 | 414,505 | 1973 Rentrée directe | 37 |
| 35,829 | 58,270 | 44,198 | | | | | 1974 | 38 |
| 1,704 | 3,044 | 2,436 | 1,365 | 1,636 | 2,160 | 27,565 | 1973 Rentrée via les É.-U. | 39 |
| 1,677 | 2,834 | 1,634 | | | | | 1974 | 40 |
| 40,468 | 68,165 | 47,925 | 35,335 | 21,638 | 19,778 | 442,070 | 1973 Total, par air | 41 |
| 37,506 | 61,106 | 45,832 | | | | | 1974 | 42 |
| | | | | | | | <u>Par mer</u> | |
| 1,736 | 1,347 | 132 | 212 | 154 | - | 4,242 | 1973 Rentrée directe | 43 |
| 2,543 | 4,838 | 1,172 | | | | | 1974 | 44 |
| 1 | 1 | 4 | - | - | - | 8 | 1973 Rentrée via les É.-U. | 45 |
| 29 | 1 | - | | | | | 1974 | 46 |
| 1,737 | 1,348 | 136 | 212 | 154 | - | 4,250 | 1973 Total, par mer | 47 |
| 2,572 | 4,839 | 1,172 | | | | | 1974 | 48 |
| 42,448 | 69,819 | 48,067 | 35,609 | 22,052 | 19,887 | 450,123 | 1973 Total | 49 |
| 40,213 | 65,962 | 47,117 | | | | | 1974 | 50 |
| 1,092,067 | 869,307 | 525,503 | 394,338 | 259,213 | 226,076 | 5,684,827 | 1973 Total global | 51 |
| 1,017,303 | 879,932 | 526,107 | | | | | 1974 | 52 |

(1) États-Unis continentaux et Alaska.

(2) Comprend Hawaii, Porto Rico, Philippines et les autres protections des États-Unis.

TABLE 8D. Number of Vehicles Travelling Between Canada and the United States

| No. | Type of vehicle | | J | F | M | A | M | J | Six months - Six mois |
|------------------------|--------------------------------|------|---------|---------|---------|---------|---------|---------|-----------------------------|
| United States vehicles | | | | | | | | | |
| <u>Automobile</u> | | | | | | | | | |
| 1 | Same day | 1973 | 47,405 | 45,291 | 56,514 | 55,929 | 63,957 | 67,755 | 336,851 |
| 2 | | 1974 | 44,719 | 49,797 | 52,136 | 49,965 | 55,926 | 62,352 | 314,895 |
| 3 | One night | 1973 | 3,167 | 3,511 | 4,126 | 3,921 | 4,838 | 6,078 | 25,641 |
| 4 | | 1974 | 2,200 | 2,104 | 2,526 | 2,885 | 3,656 | 4,941 | 18,312 |
| 5 | Two or more nights | 1973 | 13,609 | 17,720 | 19,957 | 25,664 | 31,948 | 46,586 | 155,484 |
| 6 | | 1974 | 13,320 | 14,302 | 14,996 | 22,885 | 28,498 | 42,762 | 136,763 |
| 7 | Total | 1973 | 64,181 | 66,522 | 80,597 | 85,514 | 100,743 | 120,419 | 517,976 |
| 8 | | 1974 | 60,239 | 66,203 | 69,658 | 75,735 | 88,080 | 110,055 | 469,970 |
| 9 | Trucks used commercially | 1973 | 13,652 | 13,175 | 13,070 | 11,269 | 13,652 | 12,478 | 77,296 |
| 10 | | 1974 | 14,094 | 13,406 | 14,746 | 12,716 | 13,238 | 11,997 | 80,197 |
| 11 | Other vehicles | 1973 | 13 | 126 | 283 | 644 | 1,094 | 1,861 | 4,021 |
| 12 | | 1974 | 44 | 387 | 289 | 631 | 716 | 2,097 | 4,164 |
| 13 | Total | 1973 | 77,846 | 79,823 | 93,950 | 97,427 | 115,489 | 134,758 | 599,293 |
| 14 | | 1974 | 74,377 | 79,996 | 84,693 | 89,082 | 102,034 | 124,149 | 554,331 |
| Canadian vehicles | | | | | | | | | |
| <u>Automobile</u> | | | | | | | | | |
| 15 | Same day | 1973 | 59,237 | 54,693 | 71,808 | 83,016 | 95,644 | 118,016 | 482,414 |
| 16 | | 1974 | 51,693 | 48,606 | 56,283 | 71,496 | 85,873 | 117,876 | 431,827 |
| 17 | One night | 1973 | 4,020 | 3,447 | 3,913 | 5,211 | 6,709 | 9,925 | 33,225 |
| 18 | | 1974 | 2,567 | 2,421 | 2,893 | 3,369 | 5,218 | 9,890 | 26,358 |
| 19 | Two or more nights | 1973 | 21,261 | 16,116 | 21,775 | 30,097 | 31,003 | 55,088 | 175,340 |
| 20 | | 1974 | 14,233 | 12,456 | 14,900 | 21,283 | 26,862 | 53,806 | 143,540 |
| 21 | Total | 1973 | 84,518 | 74,256 | 97,496 | 118,324 | 133,356 | 183,029 | 690,979 |
| 22 | | 1974 | 68,493 | 63,483 | 74,076 | 96,148 | 117,953 | 181,572 | 601,725 |
| 23 | Trucks used commercially | 1973 | 26,479 | 24,692 | 20,934 | 14,711 | 16,828 | 18,088 | 121,732 |
| 24 | | 1974 | 23,415 | 22,616 | 20,424 | 14,758 | 14,573 | 14,108 | 109,894 |
| 25 | Other vehicles | 1973 | 4 | 85 | 338 | 1,198 | 2,145 | 3,717 | 7,487 |
| 26 | | 1974 | 15 | 82 | 140 | 1,023 | 1,567 | 4,568 | 7,395 |
| 27 | Total | 1973 | 111,001 | 99,033 | 118,768 | 134,233 | 152,329 | 204,834 | 820,198 |
| 28 | | 1974 | 91,923 | 86,181 | 94,640 | 111,929 | 134,093 | 200,248 | 719,014 |
| Total vehicles | | | | | | | | | |
| <u>Automobile</u> | | | | | | | | | |
| 29 | Same day | 1973 | 106,642 | 99,984 | 128,322 | 138,945 | 159,601 | 185,771 | 819,265 |
| 30 | | 1974 | 96,412 | 98,403 | 108,419 | 121,461 | 141,799 | 180,228 | 746,722 |
| 31 | One night | 1973 | 7,187 | 6,958 | 8,039 | 9,132 | 11,547 | 16,003 | 58,866 |
| 32 | | 1974 | 4,767 | 4,525 | 5,419 | 6,254 | 8,874 | 14,831 | 44,670 |
| 33 | Two or more nights | 1973 | 34,870 | 33,836 | 41,732 | 55,761 | 62,951 | 101,674 | 330,824 |
| 34 | | 1974 | 27,553 | 26,758 | 29,896 | 44,168 | 55,360 | 96,568 | 280,303 |
| 35 | Total | 1973 | 148,699 | 140,778 | 178,093 | 203,838 | 234,099 | 303,448 | 1,208,955 |
| 36 | | 1974 | 128,732 | 129,686 | 143,734 | 171,883 | 206,033 | 291,627 | 1,071,695 |
| 37 | Trucks used commercially | 1973 | 40,131 | 37,867 | 34,004 | 25,980 | 30,480 | 30,566 | 199,028 |
| 38 | | 1974 | 37,509 | 36,022 | 35,170 | 27,474 | 27,811 | 26,105 | 190,091 |
| 39 | Other vehicles | 1973 | 17 | 211 | 621 | 1,842 | 3,239 | 5,578 | 11,508 |
| 40 | | 1974 | 59 | 469 | 429 | 1,654 | 2,283 | 6,665 | 11,559 |
| 41 | Total | 1973 | 188,847 | 178,856 | 212,718 | 231,660 | 267,818 | 339,592 | 1,419,491 |
| 42 | | 1974 | 166,300 | 166,177 | 179,333 | 201,011 | 236,127 | 324,397 | 1,273,345 |

TABLEAU 8D. Nombre de véhicules voyageant entre le Canada et les États-Unis

| J | A | S | O | N | D | Year — Année | Genre de véhicule | | N ^o |
|--------------------------|---------|---------|---------|---------|---------|--------------------|-------------------|---------------------------|----------------|
| Véhicules des États-Unis | | | | | | | | | |
| <u>Automobile</u> | | | | | | | | | |
| 85,192 | 85,460 | 66,462 | 62,020 | 52,479 | 47,837 | 736,301 | 1973 | Même jour | 1 |
| 73,738 | 77,434 | 61,911 | | | | | 1974 | | 2 |
| 8,877 | 8,722 | 5,962 | 5,165 | 3,641 | 2,776 | 60,784 | 1973 | Une nuit | 3 |
| 6,304 | 7,316 | 4,344 | | | | | 1974 | | 4 |
| 90,509 | 100,941 | 49,698 | 42,342 | 21,846 | 20,829 | 481,649 | 1973 | Deux nuits ou plus | 5 |
| 79,292 | 94,329 | 40,901 | | | | | 1974 | | 6 |
| 184,578 | 195,123 | 122,122 | 109,527 | 77,966 | 71,442 | 1,278,734 | 1973 | Total | 7 |
| 159,334 | 179,079 | 107,156 | | | | | 1974 | | 8 |
| 12,922 | 15,652 | 14,212 | 14,561 | 14,312 | 11,506 | 160,461 | 1973 | Camions commerciaux | 9 |
| 12,963 | 12,899 | 13,009 | | | | | 1974 | | 10 |
| 3,069 | 2,758 | 1,216 | 666 | 94 | 35 | 11,859 | 1973 | Autres véhicules | 11 |
| 2,835 | 2,798 | 1,150 | | | | | 1974 | | 12 |
| 200,569 | 213,533 | 137,550 | 124,754 | 92,372 | 82,983 | 1,451,054 | 1973 | Total | 13 |
| 175,132 | 194,776 | 121,315 | | | | | 1974 | | 14 |
| Véhicules du Canada | | | | | | | | | |
| <u>Automobile</u> | | | | | | | | | |
| 153,372 | 123,861 | 92,003 | 82,245 | 61,387 | 54,088 | 1,049,370 | 1973 | Même jour | 15 |
| 143,289 | 127,363 | 91,518 | | | | | 1974 | | 16 |
| 17,271 | 13,930 | 9,067 | 6,306 | 4,037 | 2,928 | 86,764 | 1973 | Une nuit | 17 |
| 13,919 | 12,876 | 7,842 | | | | | 1974 | | 18 |
| 143,876 | 108,489 | 56,676 | 34,824 | 19,664 | 13,718 | 552,587 | 1973 | Deux nuits ou plus | 19 |
| 138,589 | 110,812 | 59,920 | | | | | 1974 | | 20 |
| 314,519 | 246,280 | 157,746 | 123,375 | 85,088 | 70,734 | 1,688,721 | 1973 | Total | 21 |
| 295,797 | 251,051 | 159,280 | | | | | 1974 | | 22 |
| 19,617 | 24,412 | 20,885 | 22,662 | 22,738 | 17,778 | 249,824 | 1973 | Camions commerciaux | 23 |
| 16,619 | 18,255 | 16,273 | | | | | 1974 | | 24 |
| 4,767 | 3,585 | 1,858 | 830 | 103 | 47 | 18,677 | 1973 | Autres véhicules | 25 |
| 4,532 | 3,774 | 1,816 | | | | | 1974 | | 26 |
| 338,903 | 274,277 | 180,489 | 146,867 | 107,929 | 88,559 | 1,957,222 | 1973 | Total | 27 |
| 316,948 | 283,080 | 177,359 | | | | | 1974 | | 28 |
| Total, véhicules | | | | | | | | | |
| <u>Automobile</u> | | | | | | | | | |
| 238,564 | 209,321 | 158,465 | 144,265 | 113,866 | 101,925 | 1,785,671 | 1973 | Même jour | 29 |
| 217,027 | 204,797 | 153,429 | | | | | 1974 | | 30 |
| 26,148 | 22,652 | 15,029 | 11,471 | 7,678 | 5,704 | 147,548 | 1973 | Une nuit | 31 |
| 20,223 | 20,192 | 12,186 | | | | | 1974 | | 32 |
| 234,385 | 209,430 | 106,374 | 77,166 | 41,510 | 34,547 | 1,034,236 | 1973 | Deux nuits ou plus | 33 |
| 217,881 | 205,141 | 100,821 | | | | | 1974 | | 34 |
| 499,097 | 441,403 | 279,868 | 232,902 | 163,054 | 142,176 | 2,967,455 | 1973 | Total | 35 |
| 455,131 | 430,130 | 266,436 | | | | | 1974 | | 36 |
| 32,539 | 40,064 | 35,097 | 37,223 | 37,050 | 29,284 | 410,285 | 1973 | Camions commerciaux | 37 |
| 29,582 | 31,154 | 29,282 | | | | | 1974 | | 38 |
| 7,836 | 6,343 | 3,074 | 1,496 | 197 | 82 | 30,536 | 1973 | Autres véhicules | 39 |
| 7,367 | 6,572 | 2,966 | | | | | 1974 | | 40 |
| 539,472 | 487,810 | 318,039 | 271,621 | 200,301 | 171,542 | 3,408,276 | 1973 | Total | 41 |
| 492,080 | 467,856 | 298,684 | | | | | 1974 | | 42 |

TABLE 9A. Non-resident Travellers Entering Canada by Type of Transportation

| No. | Type of transportation | J | F | M | A | M | J | Six months - Six mois |
|---|-----------------------------------|---------|---------|-----------|-----------|-----------|-----------|-----------------------------|
| Residents of the United States | | | | | | | | |
| <u>Land</u> | | | | | | | | |
| 1 | Automobile 1973 | 819,694 | 771,493 | 947,106 | 1,281,786 | 1,633,020 | 2,441,527 | 7,894,626 |
| 2 | 1974 | 748,421 | 757,119 | 936,325 | 1,216,505 | 1,636,518 | 2,281,492 | 7,576,380 |
| 3 | Same day 1973 | 706,547 | 652,411 | 768,852 | 1,013,591 | 1,133,088 | 1,585,626 | 5,860,115 |
| 4 | 1974 | 647,715 | 633,232 | 774,437 | 968,254 | 1,184,553 | 1,485,051 | 5,693,242 |
| 5 | One night 1973 | 39,415 | 37,392 | 54,280 | 75,166 | 94,723 | 179,036 | 480,012 |
| 6 | 1974 | 31,850 | 32,766 | 44,371 | 64,696 | 99,018 | 164,203 | 436,904 |
| 7 | Two or more nights 1973 | 73,732 | 81,690 | 123,974 | 193,029 | 405,209 | 676,865 | 1,554,499 |
| 8 | 1974 | 68,856 | 91,121 | 117,517 | 183,555 | 352,947 | 632,238 | 1,446,234 |
| 9 | Bus 1973 | 35,715 | 37,897 | 48,578 | 70,757 | 131,088 | 138,609 | 462,644 |
| 10 | 1974 | 35,643 | 40,108 | 49,018 | 71,146 | 152,318 | 145,987 | 494,220 |
| 11 | Same day 1973 | 21,774 | 22,743 | 29,063 | 43,370 | 73,961 | 79,094 | 270,005 |
| 12 | 1974 | 22,447 | 23,737 | 29,334 | 39,590 | 95,287 | 100,351 | 310,746 |
| 13 | One or more nights 1973 | 13,941 | 15,154 | 19,515 | 27,387 | 57,127 | 59,515 | 192,639 |
| 14 | 1974 | 13,196 | 16,371 | 19,684 | 31,556 | 57,031 | 45,636 | 183,474 |
| 15 | Rail 1973 | 112 | 69 | 125 | 183 | 219 | 321 | 1,029 |
| 16 | 1974 | 269 | 325 | 289 | 434 | 333 | 526 | 2,176 |
| 17 | Other Methods 1973 | 4,023 | 3,906 | 8,178 | 13,827 | 18,341 | 35,165 | 83,440 |
| 18 | 1974 | 3,837 | 3,140 | 5,000 | 12,886 | 21,032 | 31,068 | 76,963 |
| 19 | Total land 1973 | 859,544 | 813,365 | 1,003,987 | 1,366,553 | 1,782,668 | 2,615,622 | 8,441,739 |
| 20 | 1974 | 788,170 | 800,692 | 990,632 | 1,300,971 | 1,810,201 | 2,459,073 | 8,149,739 |
| <u>Air</u> | | | | | | | | |
| 21 | Commercial 1973 | 35,450 | 35,034 | 39,709 | 47,710 | 51,289 | 60,596 | 269,788 |
| 22 | 1974 | 39,764 | 40,968 | 50,754 | 53,240 | 62,050 | 75,556 | 322,332 |
| 23 | Private 1973 | 2,949 | 2,943 | 3,113 | 3,580 | 7,837 | 12,177 | 32,599 |
| 24 | 1974 | 2,699 | 2,837 | 3,363 | 4,206 | 8,558 | 11,610 | 33,273 |
| 25 | Total air 1973 | 38,399 | 37,977 | 42,822 | 51,290 | 59,126 | 72,773 | 302,387 |
| 26 | 1974 | 42,463 | 43,805 | 54,117 | 57,446 | 70,608 | 87,166 | 355,605 |
| <u>Marine</u> | | | | | | | | |
| 27 | Commercial 1973 | - | 26 | 38 | - | 16,120 | 108,828 | 125,012 |
| 28 | 1974 | - | - | - | - | 16,660 | 133,807 | 150,467 |
| 29 | Private 1973 | - | - | 24 | 269 | 10,533 | 31,923 | 42,749 |
| 30 | 1974 | 10 | - | 1 | 263 | 12,244 | 35,041 | 45,559 |
| 31 | Total marine 1973 | - | 26 | 62 | 269 | 26,653 | 140,751 | 167,761 |
| 32 | 1974 | 10 | - | 1 | 263 | 28,904 | 166,848 | 196,025 |
| 33 | Total 1973 | 897,943 | 851,368 | 1,046,871 | 1,418,112 | 1,868,447 | 2,829,146 | 8,911,887 |
| 34 | 1974 | 830,643 | 844,497 | 1,044,750 | 1,358,680 | 1,909,713 | 2,713,087 | 8,701,370 |
| Residents of countries other than the United States | | | | | | | | |
| <u>Land (via the U.S.A.)</u> | | | | | | | | |
| 35 | Same day 1973 | 2,972 | 2,471 | 5,101 | 13,310 | 14,292 | 15,775 | 53,921 |
| 36 | 1974 | 3,033 | 2,521 | 4,278 | 11,207 | 12,709 | 15,285 | 49,033 |
| 37 | One or more nights 1973 | 2,017 | 1,798 | 2,594 | 8,054 | 11,124 | 11,882 | 37,469 |
| 38 | 1974 | 2,656 | 1,903 | 3,878 | 9,406 | 9,515 | 13,153 | 40,511 |
| 39 | Total land 1973 | 4,989 | 4,269 | 7,695 | 21,364 | 25,416 | 27,657 | 91,390 |
| 40 | 1974 | 5,689 | 4,424 | 8,156 | 20,613 | 22,224 | 28,438 | 89,544 |
| <u>Air</u> | | | | | | | | |
| 41 | Entering direct 1973 | 4,594 | 4,677 | 7,162 | 12,094 | 23,283 | 43,174 | 94,984 |
| 42 | 1974 | 5,269 | 5,167 | 8,431 | 14,432 | 26,966 | 46,448 | 106,713 |
| 43 | Entering via the U.S.A. 1973 | 3,439 | 2,979 | 3,974 | 5,196 | 6,404 | 8,107 | 30,099 |
| 44 | 1974 | 4,467 | 3,905 | 4,904 | 6,732 | 9,195 | 11,058 | 40,261 |
| 45 | Total air 1973 | 8,033 | 7,656 | 11,136 | 17,290 | 29,687 | 51,281 | 125,083 |
| 46 | 1974 | 9,736 | 9,072 | 13,335 | 21,164 | 36,161 | 57,506 | 146,974 |
| <u>Marine</u> | | | | | | | | |
| 47 | Entering direct 1973 | - | - | - | - | 5 | - | 5 |
| 48 | 1974 | - | - | - | - | - | - | - |
| 49 | Entering via the U.S.A. 1973 | - | 1 | 8 | - | 2 | - | 11 |
| 50 | 1974 | - | - | - | - | - | 10 | 10 |
| 51 | Total marine 1973 | - | 1 | 8 | - | 7 | - | 16 |
| 52 | 1974 | - | - | - | - | - | 10 | 10 |
| 53 | Total 1973 | 13,022 | 11,926 | 18,839 | 38,654 | 55,110 | 78,938 | 216,489 |
| 54 | 1974 | 15,425 | 13,496 | 21,491 | 41,777 | 58,385 | 85,954 | 236,528 |
| 55 | Grand total 1973 | 910,965 | 863,294 | 1,065,710 | 1,456,766 | 1,923,557 | 2,908,084 | 9,128,376 |
| 56 | 1974 | 846,068 | 857,993 | 1,066,241 | 1,400,457 | 1,968,098 | 2,799,041 | 8,937,898 |

TABLEAU 9A. Voyageurs non résidents entrant au Canada, selon le moyen de transport

| J | A | S | O | N | D | Year - Année | Moyen de transport | N ^o |
|---|-----------|-----------|-----------|-----------|---------|--------------------|--------------------------------|----------------|
| Résidents des États-Unis | | | | | | | | |
| Par terre | | | | | | | | |
| | | | | | | | 1973 Automobile | 1 |
| 3,732,731 | 3,779,218 | 1,984,514 | 1,316,181 | 959,293 | 882,083 | 20,548,646 | 1974 | 2 |
| 3,558,731 | 3,853,149 | 1,727,376 | | | | | 1973 Même jour | 3 |
| 2,415,415 | 2,341,038 | 1,343,952 | 929,502 | 764,174 | 712,014 | 14,366,210 | 1974 | 4 |
| 2,249,283 | 2,335,900 | 1,187,392 | | | | | 1973 Une nuit | 5 |
| 292,101 | 306,726 | 157,835 | 100,451 | 48,945 | 45,399 | 1,431,469 | 1974 | 6 |
| 287,197 | 313,430 | 142,504 | | | | | 1973 Deux nuits ou plus | 7 |
| 1,025,215 | 1,131,454 | 482,727 | 286,228 | 146,174 | 124,670 | 4,750,967 | 1974 | 8 |
| 1,022,251 | 1,203,819 | 397,480 | | | | | | |
| 142,839 | 154,509 | 101,347 | 90,051 | 52,830 | 31,482 | 1,035,702 | 1973 Autocar | 9 |
| 135,353 | 128,939 | 82,563 | | | | | 1974 | 10 |
| 73,968 | 83,231 | 55,826 | 60,533 | 38,499 | 21,862 | 603,924 | 1973 Même jour | 11 |
| 71,188 | 67,369 | 46,332 | 29,518 | 14,331 | 9,620 | 431,778 | 1974 | 12 |
| 68,871 | 71,278 | 45,521 | | | | | 1973 Une nuit ou plus | 13 |
| 64,165 | 61,570 | 36,231 | | | | | 1974 | 14 |
| 432 | 209 | 176 | 177 | 162 | 507 | 2,692 | 1973 Chemin de fer | 15 |
| 455 | 1,937 | 553 | | | | | 1974 | 16 |
| 58,543 | 59,266 | 26,454 | 15,067 | 6,397 | 3,812 | 252,979 | 1973 Autres moyens | 17 |
| 58,465 | 61,449 | 19,901 | | | | | 1974 | 18 |
| 3,934,565 | 3,993,202 | 2,112,491 | 1,421,476 | 1,018,682 | 917,884 | 21,840,019 | 1973 Total, par terre | 19 |
| 3,753,004 | 4,045,474 | 1,830,393 | | | | | 1974 | 20 |
| Par air | | | | | | | | |
| 80,049 | 73,183 | 54,254 | 52,310 | 42,384 | 43,202 | 615,170 | 1973 Commercial | 21 |
| 73,647 | 86,390 | 64,140 | | | | | 1974 | 22 |
| 10,482 | 11,022 | 8,997 | 6,986 | 3,825 | 2,565 | 76,476 | 1973 Privé | 23 |
| 10,835 | 11,492 | 9,000 | | | | | 1974 | 24 |
| 90,531 | 84,205 | 63,251 | 59,296 | 46,209 | 45,767 | 691,646 | 1973 Total, par air | 25 |
| 84,482 | 97,882 | 73,140 | | | | | 1974 | 26 |
| Par mer | | | | | | | | |
| 216,551 | 219,094 | 34,520 | 94 | - | - | 595,271 | 1973 Commercial | 27 |
| 216,764 | 225,015 | 15,904 | | | | | 1974 | 28 |
| 50,213 | 53,244 | 21,176 | 3,451 | 304 | 74 | 171,211 | 1973 Privé | 29 |
| 60,268 | 58,607 | 17,169 | | | | | 1974 | 30 |
| 266,764 | 272,338 | 55,696 | 3,545 | 304 | 74 | 766,482 | 1973 Total, par mer | 31 |
| 277,032 | 283,622 | 33,073 | | | | | 1974 | 32 |
| 4,291,840 | 4,349,745 | 2,231,438 | 1,484,317 | 1,065,195 | 963,725 | 23,298,147 | 1973 Total | 33 |
| 4,114,518 | 4,426,978 | 1,936,606 | | | | | 1974 | 34 |
| Résidents des pays autres que les États-Unis | | | | | | | | |
| Par terre (via les É.-U.) | | | | | | | | |
| 24,910 | 24,381 | 19,167 | 20,762 | 11,581 | 4,008 | 158,730 | 1973 Même jour | 35 |
| 21,001 | 21,182 | 18,258 | | | | | 1974 | 36 |
| 24,440 | 26,971 | 18,013 | 13,121 | 5,458 | 3,722 | 129,194 | 1973 Une nuit ou plus | 37 |
| 22,710 | 23,398 | 18,185 | | | | | 1974 | 38 |
| 49,350 | 51,352 | 37,180 | 33,883 | 17,039 | 7,730 | 287,924 | 1973 Total, par terre | 39 |
| 43,711 | 44,580 | 36,443 | | | | | 1974 | 40 |
| Par air | | | | | | | | |
| 73,880 | 45,115 | 31,794 | 14,940 | 7,797 | 17,325 | 285,835 | 1973 Entrée directe | 41 |
| 73,128 | 50,380 | 35,592 | | | | | 1974 | 42 |
| 9,742 | 12,919 | 10,022 | 8,449 | 6,136 | 5,175 | 82,542 | 1973 Entrée via les É.U. | 43 |
| 11,364 | 15,480 | 11,342 | | | | | 1974 | 44 |
| 83,622 | 58,034 | 41,816 | 23,389 | 13,933 | 22,500 | 368,377 | 1973 Total, par air | 45 |
| 84,492 | 65,860 | 46,934 | | | | | 1974 | 46 |
| Par mer | | | | | | | | |
| - | - | - | - | - | - | 5 | 1973 Entrée directe | 47 |
| - | - | - | - | - | - | | 1974 | 48 |
| - | 6 | 1 | - | - | - | 18 | 1973 Entrée via les É.-U. | 49 |
| 7 | 8 | - | | | | | 1974 | 50 |
| - | 6 | 1 | - | - | - | 23 | 1973 Total, par mer | 51 |
| 7 | 8 | - | | | | | 1974 | 52 |
| 132,972 | 109,392 | 78,997 | 57,272 | 30,972 | 30,230 | 656,324 | 1973 Total | 53 |
| 128,210 | 110,448 | 83,377 | | | | | 1974 | 54 |
| 4,424,812 | 4,459,137 | 2,310,435 | 1,541,589 | 1,096,167 | 993,955 | 23,954,471 | 1973 Total global | 55 |
| 4,242,728 | 4,537,426 | 2,019,983 | | | | | 1974 | 56 |

TABLE 9B. Non-Resident Travellers Entering Canada by Country of Residence(1) - Continued

| No. | Country of residence | J | F | M | A | M | J | Six months - Six mois |
|-------------------------|----------------------------------|-------|-------|--------|--------|--------|--------|-----------------------------|
| <u>Europe</u> | | | | | | | | |
| 1 | Austria | 109 | 89 | 143 | 134 | 286 | 429 | 1,190 |
| 2 | 1974 | 81 | 100 | 100 | 610 | 531 | 710 | 2,132 |
| 3 | Azores | - | - | - | - | - | 1 | 1 |
| 4 | 1974 | - | - | - | - | - | - | - |
| 5 | Belgium | 83 | 244 | 121 | 234 | 509 | 643 | 1,834 |
| 6 | 1974 | 97 | 109 | 107 | 557 | 340 | 706 | 1,916 |
| 7 | Bulgaria | - | 5 | - | - | 5 | 6 | 16 |
| 8 | 1974 | 1 | 4 | 6 | 2 | 2 | 5 | 20 |
| 9 | Czechoslovakia | 17 | 13 | 20 | 10 | 28 | 24 | 112 |
| 10 | 1974 | 16 | 13 | 37 | 29 | 53 | 94 | 242 |
| 11 | Denmark | 75 | 73 | 134 | 247 | 291 | 940 | 1,760 |
| 12 | 1974 | 66 | 46 | 120 | 340 | 369 | 991 | 1,932 |
| 13 | Finland | 48 | 63 | 109 | 217 | 314 | 895 | 1,646 |
| 14 | 1974 | 62 | 65 | 98 | 348 | 124 | 1,103 | 1,800 |
| 15 | France | 510 | 403 | 886 | 1,556 | 2,353 | 2,430 | 8,138 |
| 16 | 1974 | 406 | 364 | 833 | 1,507 | 2,219 | 1,823 | 7,152 |
| 17 | Germany (Federal Republic) | 1,185 | 1,126 | 2,169 | 3,770 | 6,108 | 10,958 | 25,316 |
| 18 | 1974 | 1,320 | 1,347 | 3,008 | 5,234 | 6,628 | 10,795 | 28,332 |
| 19 | Greece | 119 | 142 | 174 | 116 | 362 | 393 | 1,306 |
| 20 | 1974 | 211 | 187 | 172 | 361 | 404 | 428 | 1,763 |
| 21 | Hungary | 42 | 23 | 57 | 28 | 76 | 656 | 882 |
| 22 | 1974 | 41 | 23 | 59 | 54 | 94 | 898 | 1,169 |
| 23 | Ireland (Republic) | 91 | 68 | 169 | 155 | 242 | 418 | 1,143 |
| 24 | 1974 | 86 | 63 | 133 | 165 | 250 | 411 | 1,109 |
| 25 | Italy | 772 | 802 | 1,364 | 5,241 | 3,299 | 4,269 | 15,747 |
| 26 | 1974 | 850 | 743 | 1,332 | 2,731 | 3,275 | 3,675 | 12,606 |
| 27 | Malta | 11 | 5 | 9 | 16 | 24 | 58 | 123 |
| 28 | 1974 | 7 | 10 | 8 | 8 | 31 | 19 | 83 |
| 29 | Netherlands, The | 255 | 216 | 299 | 720 | 2,437 | 5,214 | 9,141 |
| 30 | 1974 | 356 | 269 | 328 | 907 | 3,210 | 6,054 | 11,124 |
| 31 | Norway | 63 | 43 | 68 | 127 | 153 | 236 | 690 |
| 32 | 1974 | 22 | 43 | 76 | 136 | 146 | 308 | 731 |
| 33 | Poland | 27 | 49 | 50 | 182 | 174 | 231 | 713 |
| 34 | 1974 | 33 | 43 | 70 | 86 | 227 | 291 | 750 |
| 35 | Portugal | 77 | 32 | 145 | 259 | 285 | 353 | 1,151 |
| 36 | 1974 | 52 | 124 | 191 | 309 | 400 | 480 | 1,556 |
| 37 | Rumania | 7 | 12 | 7 | 3 | 10 | 32 | 71 |
| 38 | 1974 | 4 | 4 | 4 | 8 | 18 | 19 | 57 |
| 39 | Spain | 475 | 117 | 130 | 2,740 | 772 | 639 | 4,873 |
| 40 | 1974 | 468 | 143 | 407 | 1,883 | 267 | 853 | 4,021 |
| 41 | Sweden | 135 | 186 | 314 | 474 | 615 | 1,535 | 3,259 |
| 42 | 1974 | 291 | 235 | 438 | 761 | 800 | 1,464 | 3,989 |
| 43 | Switzerland | 161 | 206 | 344 | 534 | 1,034 | 1,005 | 3,284 |
| 44 | 1974 | 254 | 254 | 448 | 857 | 815 | 1,228 | 3,856 |
| 45 | Turkey | 8 | 13 | 52 | 44 | 88 | 103 | 308 |
| 46 | 1974 | 12 | 24 | 44 | 66 | 113 | 117 | 376 |
| 47 | United Kingdom | 3,663 | 3,185 | 5,251 | 10,789 | 20,445 | 28,738 | 72,071 |
| 48 | 1974 | 4,106 | 3,786 | 5,543 | 12,066 | 19,929 | 30,016 | 75,446 |
| 49 | U.S.S.R. | 1 | 5 | 6 | 12 | 5 | 7 | 36 |
| 50 | 1974 | 9 | 29 | 4 | 19 | 7 | 6 | 72 |
| 51 | Yugoslavia | 77 | 74 | 293 | 197 | 293 | 680 | 1,636 |
| 52 | 1974 | 268 | 86 | 267 | 324 | 389 | 861 | 2,195 |
| 53 | Other | 47 | 7 | 11 | 13 | 41 | 75 | 194 |
| 54 | 1974 | 5 | 16 | 19 | 37 | 56 | 124 | 257 |
| 55 | Total | 8,080 | 7,201 | 12,325 | 27,818 | 40,249 | 60,968 | 156,641 |
| 56 | 1974 | 9,122 | 8,130 | 13,852 | 29,406 | 40,697 | 63,479 | 164,686 |
| <u>Africa</u> | | | | | | | | |
| 57 | Algeria | 1 | 1 | 1 | - | 1 | 1 | 5 |
| 58 | 1974 | 3 | 1 | 6 | 11 | 7 | 5 | 34 |
| 59 | Egypt | 8 | 14 | 4 | 16 | 13 | 44 | 99 |
| 60 | 1974 | 11 | 3 | 14 | 20 | 13 | 54 | 115 |
| 61 | Rhodesia | 4 | 6 | 2 | 1 | 14 | 15 | 42 |
| 62 | 1974 | 3 | 2 | 2 | 7 | 18 | 14 | 46 |
| 63 | South Africa | 98 | 95 | 132 | 544 | 384 | 483 | 1,736 |
| 64 | 1974 | 180 | 134 | 195 | 291 | 492 | 639 | 1,931 |
| 65 | Other | 111 | 90 | 126 | 230 | 323 | 456 | 1,336 |
| 66 | 1974 | 141 | 98 | 112 | 268 | 334 | 585 | 1,538 |
| 67 | Total | 222 | 206 | 265 | 791 | 735 | 999 | 3,218 |
| 68 | 1974 | 338 | 238 | 329 | 597 | 864 | 1,298 | 3,664 |
| <u>Asia (Continued)</u> | | | | | | | | |
| 69 | Bangladesh | 2 | 3 | 8 | 5 | 6 | 13 | 37 |
| 70 | 1974 | 1 | 4 | 1 | 5 | 8 | 7 | 26 |
| 71 | China | 4 | 15 | 19 | 9 | 17 | 29 | 93 |
| 72 | 1974 | - | 1 | 3 | - | 11 | 54 | 69 |
| 73 | Hong Kong | 99 | 99 | 137 | 256 | 304 | 421 | 1,411 |
| 74 | 1974 | 197 | 216 | 212 | 270 | 345 | 521 | 1,761 |
| 75 | India | 181 | 215 | 325 | 548 | 1,193 | 1,322 | 3,784 |
| 76 | 1974 | 245 | 225 | 372 | 788 | 1,343 | 1,954 | 4,927 |

See footnote(s) at the end of the table.

TABLEAU 9B. Voyageurs non résidents entrant au Canada, selon le pays de résidence(1) - suite

| J | A | S | O | N | D | Year - Année | Pays de résidence | N ^o |
|---------------------|--------|--------|--------|--------|--------|--------------|--|----------------|
| <u>Europe</u> | | | | | | | | |
| 1,316 | 662 | 336 | 434 | 256 | 179 | 4,373 | 1973 Autriche | 1 |
| 1,592 | 889 | 538 | | | | | 1974 | 2 |
| - | 1 | 2 | - | - | 1 | 5 | 1973 Açores | 3 |
| - | - | 46 | | | | | 1974 | 4 |
| 2,854 | 1,014 | 485 | 383 | 561 | 125 | 7,256 | 1973 Belgique | 5 |
| 2,390 | 1,271 | 405 | | | | | 1974 | 6 |
| 4 | 1 | 8 | 8 | - | - | 37 | 1973 Bulgarie | 7 |
| 5 | 8 | - | | | | | 1974 | 8 |
| 46 | 39 | 17 | 63 | 16 | 12 | 305 | 1973 Tchécoslovaquie | 9 |
| 54 | 57 | 26 | | | | | 1974 | 10 |
| 989 | 662 | 573 | 736 | 286 | 87 | 5,093 | 1973 Danemark | 11 |
| 928 | 592 | 445 | | | | | 1974 | 12 |
| 1,245 | 453 | 125 | 363 | 154 | 171 | 4,157 | 1973 Finlande | 13 |
| 1,155 | 294 | 320 | | | | | 1974 | 14 |
| 4,358 | 5,121 | 2,051 | 2,019 | 1,396 | 715 | 23,798 | 1973 France | 15 |
| 3,398 | 4,461 | 2,494 | | | | | 1974 | 16 |
| 17,521 | 11,973 | 10,327 | 9,788 | 5,135 | 2,622 | 82,682 | 1973 Allemagne (République fédérale) | 17 |
| 18,006 | 13,729 | 11,085 | | | | | 1974 | 18 |
| 524 | 451 | 720 | 490 | 267 | 311 | 4,069 | 1973 Grèce | 19 |
| 611 | 579 | 553 | | | | | 1974 | 20 |
| 513 | 195 | 75 | 68 | 24 | 231 | 1,988 | 1973 Hongrie | 21 |
| 1,035 | 286 | 145 | | | | | 1974 | 22 |
| 606 | 704 | 921 | 404 | 152 | 138 | 4,068 | 1973 Irlande (République) | 23 |
| 652 | 613 | 705 | | | | | 1974 | 24 |
| 4,884 | 5,000 | 3,096 | 3,066 | 1,643 | 1,662 | 35,098 | 1973 Italie | 25 |
| 4,712 | 4,962 | 3,693 | | | | | 1974 | 26 |
| 542 | 93 | 44 | 43 | 14 | 21 | 880 | 1973 Malte | 27 |
| 282 | 180 | 57 | | | | | 1974 | 28 |
| 10,769 | 4,580 | 2,965 | 1,637 | 614 | 1,143 | 30,849 | 1973 Pays-Bas | 29 |
| 12,369 | 4,660 | 3,768 | | | | | 1974 | 30 |
| 284 | 190 | 175 | 201 | 103 | 75 | 1,718 | 1973 Norvège | 31 |
| 287 | 200 | 190 | | | | | 1974 | 32 |
| 220 | 166 | 144 | 180 | 101 | 53 | 1,577 | 1973 Pologne | 33 |
| 230 | 357 | 159 | | | | | 1974 | 34 |
| 446 | 516 | 314 | 301 | 158 | 340 | 3,226 | 1973 Portugal | 35 |
| 526 | 574 | 612 | | | | | 1974 | 36 |
| 20 | 23 | 20 | 9 | 15 | 9 | 167 | 1973 Roumanie | 37 |
| 18 | 46 | 21 | | | | | 1974 | 38 |
| 580 | 621 | 413 | 1,140 | 740 | 384 | 8,751 | 1973 Espagne | 39 |
| 677 | 932 | 434 | | | | | 1974 | 40 |
| 1,840 | 770 | 852 | 1,062 | 420 | 395 | 8,598 | 1973 Suède | 41 |
| 1,296 | 837 | 574 | | | | | 1974 | 42 |
| 1,572 | 1,054 | 1,140 | 1,279 | 424 | 311 | 9,064 | 1973 Suisse | 43 |
| 1,551 | 1,133 | 1,307 | | | | | 1974 | 44 |
| 301 | 131 | 80 | 78 | 43 | 49 | 990 | 1973 Turquie | 45 |
| 105 | 131 | 99 | | | | | 1974 | 46 |
| 51,754 | 43,272 | 30,828 | 16,083 | 7,112 | 10,994 | 232,114 | 1973 Royaume-Uni | 47 |
| 44,554 | 37,578 | 29,866 | | | | | 1974 | 48 |
| 5 | 242 | 34 | 6 | 5 | 82 | 410 | 1973 U.R.S.S. | 49 |
| 12 | 10 | 96 | | | | | 1974 | 50 |
| 1,472 | 363 | 302 | 285 | 322 | 589 | 4,969 | 1973 Yougoslavie | 51 |
| 1,682 | 467 | 386 | | | | | 1974 | 52 |
| 82 | 82 | 42 | 61 | 53 | 23 | 537 | 1973 Autres | 53 |
| 101 | 118 | 84 | | | | | 1974 | 54 |
| 104,747 | 78,379 | 56,089 | 40,187 | 20,014 | 20,722 | 476,779 | 1973 Total | 55 |
| 98,228 | 74,974 | 58,108 | | | | | 1974 | 56 |
| <u>Afrique</u> | | | | | | | | |
| 10 | 11 | 3 | 16 | 3 | 5 | 53 | 1973 Algérie | 57 |
| 3 | 11 | 4 | | | | | 1974 | 58 |
| 81 | 72 | 26 | 22 | 5 | 22 | 327 | 1973 Égypte | 59 |
| 54 | 106 | 44 | | | | | 1974 | 60 |
| 11 | 39 | 9 | 9 | 11 | 11 | 132 | 1973 Rhodésie | 61 |
| 22 | 17 | 4 | | | | | 1974 | 62 |
| 594 | 333 | 437 | 365 | 139 | 306 | 3,910 | 1973 Afrique du Sud | 63 |
| 660 | 509 | 606 | | | | | 1974 | 64 |
| 496 | 660 | 450 | 304 | 199 | 206 | 3,651 | 1973 Autres | 65 |
| 575 | 627 | 573 | | | | | 1974 | 66 |
| 1,192 | 1,115 | 925 | 716 | 357 | 550 | 8,073 | 1973 Total | 67 |
| 1,314 | 1,270 | 1,231 | | | | | 1974 | 68 |
| <u>Asie (suite)</u> | | | | | | | | |
| 11 | 17 | 18 | 11 | 15 | 2 | 111 | 1973 Bangladesh | 69 |
| 10 | 12 | 22 | | | | | 1974 | 70 |
| 9 | 20 | 9 | 4 | 14 | 11 | 160 | 1973 Chine | 71 |
| 91 | 30 | 43 | | | | | 1974 | 72 |
| 685 | 1,321 | 690 | 292 | 244 | 405 | 5,048 | 1973 Hong-Kong | 73 |
| 800 | 1,671 | 680 | | | | | 1974 | 74 |
| 1,314 | 1,166 | 1,041 | 1,171 | 657 | 443 | 9,576 | 1973 Inde | 75 |
| 1,772 | 1,561 | 1,514 | | | | | 1974 | 76 |

Voir renvoi(s) à la fin du tableau.

TABLE 9B. Non-resident Travellers Entering Canada by Country of Residence(1) - Concluded

| No. | Country of residence | J | F | M | A | M | J | Six months - Six mois |
|---|-------------------------------|---------|---------|-----------|-----------|-----------|-----------|-----------------------------|
| Asia - Concluded | | | | | | | | |
| 1 | Israel | 118 | 163 | 274 | 355 | 428 | 745 | 2,083 |
| 2 | 1974 | 176 | 154 | 271 | 538 | 620 | 1,076 | 2,835 |
| 3 | Japan | 690 | 778 | 1,078 | 1,938 | 3,317 | 4,205 | 12,006 |
| 4 | 1974 | 866 | 844 | 1,306 | 2,415 | 3,319 | 4,082 | 12,832 |
| 5 | Korea, South | 26 | 32 | 43 | 62 | 101 | 144 | 408 |
| 6 | 1974 | 59 | 29 | 70 | 89 | 176 | 200 | 623 |
| 7 | Lebanon | 28 | 11 | 13 | 32 | 45 | 50 | 179 |
| 8 | 1974 | 28 | 11 | 30 | 40 | 45 | 77 | 231 |
| 9 | Pakistan | 38 | 50 | 57 | 63 | 110 | 139 | 457 |
| 10 | 1974 | 97 | 60 | 87 | 103 | 185 | 202 | 734 |
| 11 | Philippines | 71 | 82 | 93 | 130 | 177 | 137 | 690 |
| 12 | 1974 | 49 | 71 | 68 | 165 | 190 | 255 | 798 |
| 13 | Sri Lanka | 7 | 7 | 9 | 9 | 27 | 21 | 80 |
| 14 | 1974 | 9 | 6 | 24 | 23 | 26 | 38 | 126 |
| 15 | Syria | 4 | 4 | 1 | 13 | 5 | 16 | 43 |
| 16 | 1974 | - | 16 | 4 | 9 | 16 | 17 | 62 |
| 17 | Taiwan | 58 | 25 | 77 | 103 | 289 | 187 | 739 |
| 18 | 1974 | 54 | 34 | 106 | 93 | 202 | 273 | 762 |
| 19 | Other | 115 | 154 | 193 | 342 | 545 | 539 | 1,888 |
| 20 | 1974 | 186 | 132 | 254 | 345 | 662 | 932 | 2,511 |
| 21 | Total | 1,536 | 1,638 | 2,327 | 3,865 | 6,564 | 7,968 | 23,898 |
| 22 | 1974 | 1,967 | 1,803 | 2,808 | 4,883 | 7,148 | 9,688 | 28,297 |
| North America, Central America and Caribbean | | | | | | | | |
| 23 | Antigua | 12 | 10 | 25 | 28 | 59 | 47 | 181 |
| 24 | 1974 | 19 | 14 | 18 | 30 | 46 | 75 | 202 |
| 25 | Bahamas | 168 | 125 | 106 | 410 | 259 | 382 | 1,450 |
| 26 | 1974 | 138 | 145 | 136 | 322 | 307 | 519 | 1,567 |
| 27 | Barbados | 54 | 40 | 76 | 181 | 273 | 320 | 944 |
| 28 | 1974 | 75 | 43 | 167 | 171 | 348 | 291 | 1,095 |
| 29 | Bermuda | 215 | 189 | 158 | 178 | 281 | 354 | 1,375 |
| 30 | 1974 | 222 | 219 | 188 | 220 | 340 | 369 | 1,558 |
| 31 | Cuba | - | 19 | 3 | 3 | 5 | 16 | 46 |
| 32 | 1974 | 1 | 6 | 12 | 7 | 4 | 5 | 35 |
| 33 | Haiti | 89 | 105 | 231 | 69 | 72 | 74 | 640 |
| 34 | 1974 | 31 | 22 | 52 | 53 | 89 | 80 | 327 |
| 35 | Jamaica | 336 | 437 | 583 | 950 | 1,012 | 1,269 | 4,587 |
| 36 | 1974 | 649 | 473 | 752 | 815 | 1,354 | 1,586 | 5,629 |
| 37 | Mexico | 330 | 279 | 552 | 1,023 | 1,477 | 1,266 | 4,927 |
| 38 | 1974 | 354 | 347 | 628 | 1,102 | 1,896 | 1,671 | 5,998 |
| 39 | St. Pierre and Miquelon | - | - | 1 | - | 2 | 1 | 4 |
| 40 | 1974 | 4 | - | - | 6 | - | - | 10 |
| 41 | Trinidad and Tobago | 184 | 172 | 259 | 457 | 476 | 646 | 2,194 |
| 42 | 1974 | 263 | 174 | 402 | 490 | 832 | 1,131 | 3,292 |
| 43 | United States | 897,943 | 851,368 | 1,046,871 | 1,418,112 | 1,868,447 | 2,829,146 | 8,911,887 |
| 44 | 1974 | 830,643 | 844,497 | 1,044,750 | 1,358,680 | 1,909,713 | 2,713,087 | 8,701,370 |
| 45 | Other | 165 | 136 | 176 | 324 | 316 | 452 | 1,569 |
| 46 | 1974 | 188 | 186 | 225 | 394 | 447 | 619 | 2,059 |
| 47 | Total | 899,496 | 852,880 | 1,049,041 | 1,421,735 | 1,872,679 | 2,833,973 | 8,929,804 |
| 48 | 1974 | 832,587 | 846,126 | 1,047,330 | 1,362,290 | 1,915,376 | 2,719,433 | 8,723,142 |
| South America | | | | | | | | |
| 49 | Argentina | 185 | 192 | 171 | 222 | 251 | 317 | 1,338 |
| 50 | 1974 | 176 | 149 | 161 | 269 | 313 | 353 | 1,421 |
| 51 | Brazil | 300 | 192 | 281 | 308 | 336 | 550 | 1,967 |
| 52 | 1974 | 368 | 271 | 242 | 401 | 556 | 601 | 2,439 |
| 53 | Colombia | 83 | 69 | 119 | 132 | 167 | 238 | 808 |
| 54 | 1974 | 95 | 47 | 164 | 168 | 222 | 344 | 1,040 |
| 55 | Guyana | 112 | 116 | 192 | 230 | 241 | 287 | 1,178 |
| 56 | 1974 | 181 | 158 | 207 | 230 | 313 | 413 | 1,502 |
| 57 | Venezuela | 87 | 37 | 94 | 145 | 211 | 167 | 741 |
| 58 | 1974 | 68 | 84 | 84 | 202 | 180 | 286 | 904 |
| 59 | Other | 225 | 252 | 329 | 329 | 564 | 514 | 2,213 |
| 60 | 1974 | 292 | 321 | 366 | 457 | 491 | 611 | 2,538 |
| 61 | Total | 992 | 858 | 1,186 | 1,366 | 1,770 | 2,073 | 8,245 |
| 62 | 1974 | 1,180 | 1,030 | 1,224 | 1,727 | 2,075 | 2,608 | 9,844 |
| Oceania and Other | | | | | | | | |
| Ocean Islands | | | | | | | | |
| 63 | Australia | 519 | 422 | 429 | 959 | 1,212 | 1,638 | 5,179 |
| 64 | 1974 | 752 | 490 | 577 | 1,161 | 1,507 | 2,047 | 6,534 |
| 65 | New Zealand | 110 | 85 | 128 | 216 | 327 | 428 | 1,294 |
| 66 | 1974 | 110 | 162 | 102 | 370 | 404 | 468 | 1,616 |
| 67 | Other | 10 | 4 | 9 | 16 | 21 | 37 | 97 |
| 68 | 1974 | 12 | 14 | 19 | 23 | 27 | 20 | 115 |
| 69 | Total | 639 | 511 | 566 | 1,191 | 1,560 | 2,103 | 6,570 |
| 70 | 1974 | 874 | 666 | 698 | 1,554 | 1,938 | 2,535 | 8,265 |
| 71 | Grand total | 910,965 | 863,294 | 1,065,710 | 1,456,766 | 1,923,557 | 2,908,084 | 9,128,376 |
| 72 | 1974 | 846,068 | 857,993 | 1,066,241 | 1,400,457 | 1,968,098 | 2,799,041 | 8,937,898 |

(1) Additional data are available by country on request.

TABLEAU 9B. Voyageurs non résidents entrant au Canada, selon le pays de résidence(1) - fin

| J | A | S | O | N | D | Year - Année | Pays de résidence | No |
|--|-----------|-----------|-----------|-----------|---------|--------------|-----------------------------------|----|
| <u>Asie - fin</u> | | | | | | | | |
| 1,184 | 1,155 | 884 | 429 | 257 | 180 | 6,172 | 1973 Israël | 1 |
| 1,157 | 1,088 | 872 | | | | | 1974 | 2 |
| 4,831 | 7,313 | 5,435 | 5,439 | 3,333 | 1,177 | 39,534 | 1973 Japon | 3 |
| 3,625 | 6,663 | 5,395 | | | | | 1974 | 4 |
| 112 | 260 | 79 | 101 | 139 | 62 | 1,161 | 1973 Corée du Sud | 5 |
| 260 | 188 | 206 | | | | | 1974 | 6 |
| 85 | 99 | 103 | 44 | 31 | 36 | 577 | 1973 Liban | 7 |
| 74 | 139 | 132 | | | | | 1974 | 8 |
| 212 | 254 | 263 | 170 | 120 | 94 | 1,570 | 1973 Pakistan | 9 |
| 202 | 253 | 258 | | | | | 1974 | 10 |
| 108 | 205 | 134 | 195 | 86 | 82 | 1,500 | 1973 Philippines | 11 |
| 231 | 238 | 236 | | | | | 1974 | 12 |
| 39 | 62 | 47 | 26 | 20 | 17 | 291 | 1973 Sri Lanka | 13 |
| 37 | 69 | 21 | | | | | 1974 | 14 |
| 13 | 15 | 12 | 4 | 8 | 2 | 97 | 1973 Syrie | 15 |
| 12 | 16 | 10 | | | | | 1974 | 16 |
| 148 | 261 | 188 | 205 | 241 | 190 | 1,972 | 1973 Taiwan | 17 |
| 265 | 352 | 271 | | | | | 1974 | 18 |
| 673 | 925 | 542 | 442 | 310 | 272 | 5,052 | 1973 Autres | 19 |
| 1,025 | 1,407 | 775 | | | | | 1974 | 20 |
| 9,424 | 13,073 | 9,445 | 8,533 | 5,475 | 2,973 | 72,821 | 1973 Total | 21 |
| 9,561 | 13,687 | 10,435 | | | | | 1974 | 22 |
| <u>Amérique du Nord, Amérique centrale et Antilles</u> | | | | | | | | |
| 78 | 93 | 92 | 58 | 53 | 42 | 597 | 1973 Antigua | 23 |
| 86 | 131 | 96 | | | | | 1974 | 24 |
| 460 | 565 | 471 | 222 | 185 | 283 | 3,636 | 1973 Bahamas | 25 |
| 480 | 575 | 460 | | | | | 1974 | 26 |
| 524 | 788 | 340 | 120 | 117 | 168 | 3,001 | 1973 Barbade | 27 |
| 1,048 | 942 | 408 | | | | | 1974 | 28 |
| 644 | 1,230 | 591 | 267 | 358 | 604 | 5,069 | 1973 Bermudes | 29 |
| 814 | 1,133 | 541 | | | | | 1974 | 30 |
| 16 | 13 | 3 | 3 | 3 | 11 | 95 | 1973 Cuba | 31 |
| 12 | 39 | 81 | | | | | 1974 | 32 |
| 173 | 159 | 194 | 58 | 58 | 49 | 1,331 | 1973 Haïti | 33 |
| 158 | 171 | 115 | | | | | 1974 | 34 |
| 2,802 | 2,605 | 2,569 | 1,056 | 657 | 994 | 15,270 | 1973 Jamaïque | 35 |
| 3,393 | 4,535 | 2,621 | | | | | 1974 | 36 |
| 2,490 | 2,349 | 1,548 | 1,136 | 583 | 704 | 13,737 | 1973 Mexique | 37 |
| 2,560 | 2,659 | 1,343 | | | | | 1974 | 38 |
| - | 9 | 1 | - | 2 | 1 | 17 | 1973 St. Pierre-et-Miquelon | 39 |
| - | 1 | 5 | | | | | 1974 | 40 |
| 2,963 | 2,398 | 1,477 | 529 | 444 | 559 | 10,564 | 1973 Trinité et Tobago | 41 |
| 2,945 | 2,740 | 1,546 | | | | | 1974 | 42 |
| 4,291,840 | 4,349,745 | 2,231,438 | 1,484,317 | 1,065,195 | 963,725 | 23,298,147 | 1973 États-Unis | 43 |
| 4,114,518 | 4,426,978 | 1,936,606 | | | | | 1974 | 44 |
| 696 | 733 | 552 | 303 | 253 | 316 | 4,422 | 1973 Autres | 45 |
| 897 | 981 | 625 | | | | | 1974 | 46 |
| 4,302,686 | 4,360,687 | 2,239,276 | 1,488,069 | 1,067,908 | 967,456 | 23,355,886 | 1973 Total | 47 |
| 4,126,911 | 4,440,885 | 1,944,447 | | | | | 1974 | 48 |
| <u>Amérique du Sud</u> | | | | | | | | |
| 366 | 381 | 250 | 299 | 189 | 123 | 2,946 | 1973 Argentine | 49 |
| 543 | 387 | 491 | | | | | 1974 | 50 |
| 2,123 | 404 | 429 | 392 | 282 | 157 | 5,754 | 1973 Brésil | 51 |
| 1,612 | 525 | 624 | | | | | 1974 | 52 |
| 342 | 425 | 267 | 254 | 153 | 166 | 2,415 | 1973 Colombie | 53 |
| 479 | 351 | 201 | | | | | 1974 | 54 |
| 575 | 834 | 722 | 409 | 225 | 296 | 4,239 | 1973 Guyane | 55 |
| 592 | 901 | 678 | | | | | 1974 | 56 |
| 345 | 403 | 211 | 170 | 124 | 156 | 2,150 | 1973 Venezuela | 57 |
| 327 | 564 | 335 | | | | | 1974 | 58 |
| 766 | 852 | 674 | 462 | 380 | 357 | 5,704 | 1973 Autres | 59 |
| 598 | 733 | 745 | | | | | 1974 | 60 |
| 4,517 | 3,299 | 2,553 | 1,986 | 1,353 | 1,255 | 23,208 | 1973 Total | 61 |
| 4,151 | 3,461 | 3,074 | | | | | 1974 | 62 |
| <u>Océanie et autres îles océaniques</u> | | | | | | | | |
| 1,798 | 2,062 | 1,716 | 1,721 | 864 | 789 | 14,129 | 1973 Australie | 63 |
| 1,928 | 2,553 | 2,184 | | | | | 1974 | 64 |
| 413 | 487 | 408 | 359 | 166 | 189 | 3,316 | 1973 Nouvelle-Zélande | 65 |
| 598 | 548 | 465 | | | | | 1974 | 66 |
| 35 | 35 | 23 | 18 | 30 | 21 | 259 | 1973 Autres | 67 |
| 37 | 48 | 39 | | | | | 1974 | 68 |
| 2,246 | 2,584 | 2,147 | 2,098 | 1,060 | 999 | 17,704 | 1973 Total | 69 |
| 2,563 | 3,149 | 2,688 | | | | | 1974 | 70 |
| 4,424,812 | 4,459,137 | 2,310,435 | 1,541,589 | 1,096,167 | 993,955 | 23,954,471 | 1973 Total global | 71 |
| 4,242,728 | 4,537,426 | 2,019,983 | | | | | 1974 | 72 |

(1) D'autres renseignements sont disponibles par pays, sur demande.

TABLE 9C. Resident Travellers Returning to Canada by Type of Transportation

| No. | Type of transportation | | J | F | M | A | M | J | Six months - Six mois |
|--|-------------------------------|------|---------|---------|-----------|-----------|-----------|-----------|-----------------------------|
| Returning from the United States(1) | | | | | | | | | |
| <u>Land</u> | | | | | | | | | |
| 1 | Automobile | 1973 | 732,832 | 668,814 | 893,929 | 910,315 | 910,714 | 874,650 | 4,991,254 |
| 2 | | 1974 | 634,757 | 585,168 | 785,337 | 814,543 | 822,459 | 909,144 | 4,551,408 |
| 3 | Same day | 1973 | 600,544 | 565,474 | 637,725 | 691,124 | 722,831 | 719,597 | 3,937,315 |
| 4 | | 1974 | 542,615 | 512,875 | 634,305 | 663,487 | 681,388 | 755,549 | 3,790,219 |
| 5 | One night | 1973 | 28,344 | 19,320 | 28,771 | 30,671 | 35,412 | 33,469 | 173,987 |
| 6 | | 1974 | 18,483 | 16,723 | 21,558 | 25,906 | 28,790 | 35,366 | 146,826 |
| 7 | Two or more nights | 1973 | 105,944 | 86,020 | 227,433 | 188,520 | 152,451 | 121,584 | 879,952 |
| 8 | | 1974 | 73,659 | 55,570 | 129,474 | 125,150 | 112,281 | 118,229 | 614,363 |
| 9 | Bus | 1973 | 67,961 | 69,189 | 74,947 | 81,998 | 91,546 | 127,909 | 513,550 |
| 10 | | 1974 | 63,172 | 64,942 | 79,630 | 78,146 | 87,300 | 108,115 | 481,305 |
| 11 | Same day | 1973 | 51,892 | 51,807 | 52,206 | 61,469 | 73,227 | 102,362 | 392,963 |
| 12 | | 1974 | 50,174 | 52,137 | 54,835 | 53,735 | 67,354 | 92,783 | 371,018 |
| 13 | One or more nights | 1973 | 16,069 | 17,382 | 22,741 | 20,529 | 18,319 | 25,547 | 120,587 |
| 14 | | 1974 | 12,998 | 12,805 | 24,795 | 24,411 | 19,946 | 15,332 | 110,287 |
| 15 | Rail | 1973 | 169 | 103 | 248 | 254 | 163 | 169 | 1,106 |
| 16 | | 1974 | 338 | 163 | 603 | 679 | 581 | 587 | 2,951 |
| 17 | Other methods | 1973 | 10,830 | 6,797 | 14,155 | 13,251 | 15,875 | 19,837 | 80,745 |
| 18 | | 1974 | 9,749 | 4,499 | 10,129 | 12,850 | 13,970 | 15,943 | 67,140 |
| 19 | Total land | 1973 | 811,792 | 744,903 | 983,279 | 1,005,818 | 1,018,298 | 1,022,565 | 5,586,655 |
| 20 | | 1974 | 708,016 | 654,772 | 875,699 | 906,218 | 924,310 | 1,033,789 | 5,102,804 |
| <u>Air</u> | | | | | | | | | |
| 21 | Commercial | 1973 | 63,879 | 55,009 | 85,179 | 64,346 | 50,802 | 41,319 | 360,534 |
| 22 | | 1974 | 73,224 | 65,073 | 111,177 | 72,814 | 58,650 | 47,984 | 428,922 |
| 23 | Private | 1973 | 2,090 | 2,111 | 1,994 | 2,459 | 2,899 | 3,239 | 14,792 |
| 24 | | 1974 | 2,150 | 2,175 | 2,591 | 3,061 | 3,254 | 3,292 | 16,523 |
| 25 | Total air | 1973 | 65,969 | 57,120 | 87,173 | 66,805 | 53,701 | 44,558 | 375,326 |
| 26 | | 1974 | 75,374 | 67,248 | 113,768 | 75,875 | 61,904 | 51,276 | 445,445 |
| <u>Marine</u> | | | | | | | | | |
| 27 | Commercial | 1973 | - | 34 | 54 | - | 1,911 | 21,087 | 23,086 |
| 28 | | 1974 | - | - | - | - | 475 | 27,973 | 28,448 |
| 29 | Private | 1973 | - | - | 9 | 43 | 483 | 1,495 | 2,030 |
| 30 | | 1974 | 4 | - | 5 | 59 | 574 | 2,186 | 2,828 |
| 31 | Total marine | 1973 | - | 34 | 63 | 43 | 2,394 | 22,582 | 25,116 |
| 32 | | 1974 | 4 | - | 5 | 59 | 1,049 | 30,159 | 31,276 |
| 33 | Total | 1973 | 877,761 | 802,057 | 1,070,515 | 1,072,666 | 1,074,393 | 1,089,705 | 5,987,097 |
| 34 | | 1974 | 783,394 | 722,020 | 989,472 | 982,152 | 987,263 | 1,115,224 | 5,579,525 |
| Returning from countries other than the United States(2) | | | | | | | | | |
| <u>Land (via the U.S.A.)</u> | | | | | | | | | |
| 35 | | 1973 | 1,016 | 673 | 2,474 | 1,475 | 1,045 | 1,272 | 7,955 |
| 36 | | 1974 | 950 | 648 | 3,303 | 4,251 | 756 | 1,428 | 11,336 |
| <u>Air</u> | | | | | | | | | |
| 37 | Returning direct | 1973 | 52,458 | 37,566 | 75,683 | 41,297 | 40,201 | 38,563 | 285,768 |
| 38 | | 1974 | 54,906 | 40,892 | 80,508 | 43,898 | 39,893 | 39,846 | 299,943 |
| 39 | Returning via the U.S.A. | 1973 | 5,907 | 4,338 | 8,206 | 4,617 | 3,593 | 2,594 | 29,255 |
| 40 | | 1974 | 10,325 | 7,101 | 10,760 | 8,562 | 3,783 | 3,062 | 43,593 |
| 41 | Total air | 1973 | 58,365 | 41,904 | 83,889 | 45,914 | 43,794 | 41,157 | 315,023 |
| 42 | | 1974 | 65,231 | 47,993 | 91,268 | 52,460 | 43,676 | 42,908 | 343,536 |
| <u>Marine</u> | | | | | | | | | |
| 43 | Returning direct | 1973 | - | - | - | - | - | - | - |
| 44 | | 1974 | - | - | - | - | - | - | - |
| 45 | Returning via the U.S.A. | 1973 | - | - | - | - | - | - | - |
| 46 | | 1974 | - | - | - | - | - | - | - |
| 47 | Total marine | 1973 | - | - | - | - | - | - | - |
| 48 | | 1974 | - | - | - | - | - | - | - |
| 49 | Total | 1973 | 59,381 | 42,577 | 86,363 | 47,389 | 44,839 | 42,429 | 322,978 |
| 50 | | 1974 | 66,181 | 48,641 | 94,571 | 56,711 | 44,432 | 44,336 | 354,872 |
| 51 | Grand total | 1973 | 937,142 | 844,634 | 1,156,878 | 1,120,055 | 1,119,232 | 1,132,134 | 6,310,075 |
| 52 | | 1974 | 849,575 | 770,661 | 1,084,043 | 1,038,863 | 1,031,695 | 1,159,560 | 5,934,397 |

(1) Continental United States and Alaska.

(2) Includes Hawaii, Puerto Rico, Philippines and other U.S. protectorates.

TABLEAU 9C. Voyageurs résidents revenant au Canada, selon le moyen de transport

| J | A | S | O | N | D | Year - Année | Moyen de transport | No |
|---|-----------|-----------|-----------|---------|---------|--------------|----------------------------------|----|
| Rentrée des États-Unis(1) | | | | | | | | |
| | | | | | | | <u>Par terre</u> | |
| 1,175,278 | 1,257,817 | 901,170 | 889,477 | 696,809 | 677,359 | 10,589,164 | 1973 Automobile | 1 |
| 1,144,762 | 1,274,436 | 895,805 | | | | | 1974 | 2 |
| 853,268 | 874,129 | 687,968 | 687,892 | 585,950 | 579,577 | 8,206,099 | 1973 Même jour | 3 |
| 858,667 | 909,351 | 696,625 | | | | | 1974 | 4 |
| 56,633 | 58,908 | 35,881 | 31,905 | 21,752 | 19,910 | 398,976 | 1973 Une nuit | 5 |
| 49,069 | 58,763 | 39,593 | | | | | 1974 | 6 |
| 265,377 | 324,780 | 177,321 | 169,680 | 89,107 | 77,872 | 1,984,089 | 1973 Deux nuits ou plus | 7 |
| 237,026 | 306,322 | 159,587 | | | | | 1974 | 8 |
| 78,001 | 85,223 | 72,900 | 80,029 | 68,809 | 57,483 | 955,995 | 1973 Autocar | 9 |
| 68,389 | 83,195 | 67,584 | | | | | 1974 | 10 |
| 60,905 | 62,619 | 57,059 | 62,368 | 57,757 | 47,940 | 741,611 | 1973 Même jour | 11 |
| 51,778 | 59,543 | 53,184 | | | | | 1974 | 12 |
| 17,096 | 22,604 | 15,841 | 17,661 | 11,052 | 9,543 | 214,384 | 1973 Une nuit ou plus | 13 |
| 16,611 | 23,652 | 14,400 | | | | | 1974 | 14 |
| 324 | 111 | 160 | 205 | 164 | 421 | 2,491 | 1973 Chemin de fer | 15 |
| 1,420 | 1,503 | 736 | | | | | 1974 | 16 |
| 26,033 | 23,294 | 17,036 | 13,747 | 9,445 | 9,478 | 179,778 | 1973 Autres moyens | 17 |
| 21,682 | 24,194 | 15,217 | | | | | 1974 | 18 |
| 1,279,636 | 1,366,445 | 991,266 | 983,458 | 775,227 | 744,741 | 11,727,428 | 1973 Total, par terre | 19 |
| 1,236,253 | 1,383,328 | 979,342 | | | | | 1974 | 20 |
| | | | | | | | <u>Par air</u> | |
| 42,512 | 48,964 | 44,167 | 50,291 | 52,390 | 53,345 | 652,203 | 1973 Commercial | 21 |
| 46,498 | 56,400 | 49,502 | | | | | 1974 | 22 |
| 2,996 | 3,431 | 2,707 | 2,633 | 2,190 | 1,838 | 30,587 | 1973 Privé | 23 |
| 3,253 | 3,460 | 3,088 | | | | | 1974 | 24 |
| 45,508 | 52,395 | 46,874 | 52,924 | 54,580 | 55,183 | 682,790 | 1973 Total, par air | 25 |
| 49,751 | 59,860 | 52,590 | | | | | 1974 | 26 |
| | | | | | | | <u>Par mer</u> | |
| 60,536 | 60,340 | 13,884 | 99 | - | - | 157,945 | 1973 Commercial | 27 |
| 57,981 | 64,196 | 13,036 | | | | | 1974 | 28 |
| 4,191 | 4,913 | 1,924 | 319 | 118 | 61 | 13,556 | 1973 Privé | 29 |
| 5,526 | 5,977 | 1,748 | | | | | 1974 | 30 |
| 64,727 | 65,253 | 15,808 | 418 | 118 | 61 | 171,501 | 1973 Total, par mer | 31 |
| 63,507 | 70,173 | 14,784 | | | | | 1974 | 32 |
| 1,389,871 | 1,484,093 | 1,053,948 | 1,036,800 | 829,925 | 799,985 | 12,581,719 | 1973 Total | 33 |
| 1,349,511 | 1,513,361 | 1,046,716 | | | | | 1974 | 34 |
| Rentrée des pays autres que les États-Unis(2) | | | | | | | | |
| | | | | | | | <u>Par terre (via les É.-U.)</u> | |
| 1,110 | 1,622 | 4,321 | 1,148 | 1,179 | 293 | 17,628 | 1973 | 35 |
| 1,440 | 2,297 | 1,585 | | | | | 1974 | 36 |
| | | | | | | | <u>Par air</u> | |
| 52,050 | 83,742 | 60,121 | 37,785 | 25,052 | 30,097 | 574,615 | 1973 Rentrée directe | 37 |
| 48,920 | 84,260 | 60,823 | | | | | 1974 | 38 |
| 3,432 | 8,057 | 6,159 | 4,555 | 5,304 | 4,016 | 60,778 | 1973 Rentrée via les É.-U. | 39 |
| 3,461 | 7,503 | 5,342 | | | | | 1974 | 40 |
| 55,482 | 91,799 | 66,280 | 42,340 | 30,356 | 34,113 | 635,393 | 1973 Total, par air | 41 |
| 52,381 | 91,763 | 66,165 | | | | | 1974 | 42 |
| | | | | | | | <u>Par mer</u> | |
| - | - | - | - | - | - | - | 1973 Rentrée directe | 43 |
| - | - | - | - | - | - | - | 1974 | 44 |
| - | - | - | - | - | - | - | 1973 Rentrée via les É.-U. | 45 |
| - | - | - | - | - | - | - | 1974 | 46 |
| - | - | - | - | - | - | - | 1973 Total, par mer | 47 |
| - | - | - | - | - | - | - | 1974 | 48 |
| 56,592 | 93,421 | 70,601 | 43,488 | 31,535 | 34,406 | 653,021 | 1973 Total | 49 |
| 53,821 | 94,060 | 67,750 | | | | | 1974 | 50 |
| 1,446,463 | 1,577,514 | 1,124,549 | 1,080,288 | 861,460 | 834,391 | 13,234,740 | 1973 Total global | 51 |
| 1,403,332 | 1,607,421 | 1,114,466 | | | | | 1974 | 52 |

(1) États-Unis continentaux et Alaska.
 (2) Comprend Hawaii, Porto Rico, Philippines et les autres protections des États-Unis.

TABLE 9D. Number of Vehicles Travelling Between Canada and the United States

| No. | Type of vehicle | | J | F | M | A | M | J | Six months - Six mois |
|------------------------|--------------------------------|------|---------|---------|---------|-----------|-----------|-----------|-----------------------------|
| United States vehicles | | | | | | | | | |
| <u>Automobile</u> | | | | | | | | | |
| 1 | Same day | 1973 | 317,991 | 293,121 | 338,260 | 409,298 | 465,199 | 613,905 | 2,437,774 |
| 2 | | 1974 | 296,242 | 284,964 | 344,021 | 398,281 | 489,207 | 580,911 | 2,393,626 |
| 3 | One night | 1973 | 17,980 | 16,315 | 23,263 | 30,021 | 40,167 | 75,129 | 202,875 |
| 4 | | 1974 | 14,774 | 15,030 | 19,719 | 26,516 | 42,242 | 70,113 | 188,394 |
| 5 | Two or more nights | 1973 | 31,765 | 33,105 | 50,011 | 73,063 | 147,228 | 232,717 | 567,889 |
| 6 | | 1974 | 29,113 | 36,990 | 48,032 | 68,932 | 130,892 | 218,653 | 532,612 |
| 7 | Total | 1973 | 367,736 | 342,541 | 411,534 | 512,382 | 652,594 | 921,751 | 3,208,538 |
| 8 | | 1974 | 340,129 | 336,984 | 411,772 | 493,729 | 662,341 | 869,677 | 3,114,632 |
| 9 | Trucks used commercially | 1973 | 40,831 | 37,960 | 45,369 | 42,319 | 48,207 | 45,626 | 260,312 |
| 10 | | 1974 | 40,720 | 38,484 | 45,225 | 44,655 | 44,925 | 43,091 | 257,100 |
| 11 | Other vehicles | 1973 | 42 | 224 | 600 | 2,168 | 2,953 | 7,431 | 13,418 |
| 12 | | 1974 | 62 | 59 | 205 | 2,334 | 4,071 | 5,672 | 12,403 |
| 13 | Total | 1973 | 408,609 | 380,725 | 457,503 | 556,869 | 703,754 | 974,808 | 3,482,268 |
| 14 | | 1974 | 380,911 | 375,527 | 457,202 | 540,718 | 711,337 | 918,440 | 3,384,135 |
| Canadian vehicles | | | | | | | | | |
| <u>Automobile</u> | | | | | | | | | |
| 15 | Same day | 1973 | 312,581 | 297,881 | 331,821 | 350,791 | 365,712 | 359,226 | 2,018,012 |
| 16 | | 1974 | 294,845 | 275,010 | 326,356 | 338,799 | 352,258 | 372,587 | 1,959,855 |
| 17 | One night | 1973 | 12,195 | 8,977 | 12,952 | 13,606 | 15,608 | 14,863 | 78,201 |
| 18 | | 1974 | 8,672 | 7,801 | 10,323 | 11,955 | 13,181 | 16,081 | 68,013 |
| 19 | Two or more nights | 1973 | 39,220 | 32,731 | 76,715 | 71,214 | 58,265 | 46,646 | 324,791 |
| 20 | | 1974 | 27,009 | 22,478 | 45,429 | 49,165 | 44,778 | 45,943 | 234,802 |
| 21 | Total | 1973 | 363,996 | 339,589 | 421,488 | 435,611 | 439,585 | 420,735 | 2,421,004 |
| 22 | | 1974 | 330,526 | 305,289 | 382,108 | 399,919 | 410,217 | 434,611 | 2,262,670 |
| 23 | Trucks used commercially | 1973 | 55,364 | 49,894 | 57,906 | 54,374 | 60,607 | 60,611 | 338,756 |
| 24 | | 1974 | 57,532 | 51,601 | 58,228 | 58,160 | 59,782 | 55,690 | 340,993 |
| 25 | Other vehicles | 1973 | 72 | 46 | 396 | 1,390 | 1,703 | 2,451 | 6,058 |
| 26 | | 1974 | 41 | 55 | 220 | 1,386 | 1,862 | 2,147 | 5,711 |
| 27 | Total | 1973 | 419,432 | 389,529 | 479,790 | 491,375 | 501,895 | 483,797 | 2,765,818 |
| 28 | | 1974 | 388,099 | 356,945 | 440,556 | 459,465 | 471,861 | 492,448 | 2,609,374 |
| Total vehicles | | | | | | | | | |
| <u>Automobile</u> | | | | | | | | | |
| 29 | Same day | 1973 | 630,572 | 591,002 | 670,081 | 760,089 | 830,911 | 973,131 | 4,455,786 |
| 30 | | 1974 | 591,087 | 559,974 | 670,377 | 737,080 | 841,465 | 953,498 | 4,353,481 |
| 31 | One night | 1973 | 30,175 | 25,292 | 36,215 | 43,627 | 55,775 | 89,992 | 281,076 |
| 32 | | 1974 | 23,446 | 22,831 | 30,042 | 38,471 | 55,423 | 86,194 | 256,407 |
| 33 | Two or more nights | 1973 | 70,985 | 65,836 | 126,726 | 144,277 | 205,493 | 279,363 | 892,680 |
| 34 | | 1974 | 56,122 | 59,468 | 93,461 | 118,097 | 175,670 | 264,596 | 767,414 |
| 35 | Total | 1973 | 731,732 | 682,130 | 833,022 | 947,993 | 1,092,179 | 1,342,486 | 5,629,542 |
| 36 | | 1974 | 670,655 | 642,273 | 793,880 | 893,648 | 1,072,558 | 1,304,288 | 5,377,302 |
| 37 | Trucks used commercially | 1973 | 96,195 | 87,854 | 103,275 | 96,693 | 108,814 | 106,237 | 599,068 |
| 38 | | 1974 | 98,252 | 90,085 | 103,453 | 102,815 | 104,707 | 98,781 | 598,093 |
| 39 | Other vehicles | 1973 | 114 | 270 | 996 | 3,558 | 4,656 | 9,882 | 19,476 |
| 40 | | 1974 | 103 | 114 | 425 | 3,720 | 5,933 | 7,819 | 18,114 |
| 41 | Total | 1973 | 828,041 | 770,254 | 937,293 | 1,048,244 | 1,205,649 | 1,458,605 | 6,248,086 |
| 42 | | 1974 | 769,010 | 732,472 | 897,758 | 1,000,183 | 1,183,198 | 1,410,888 | 5,993,509 |

TABLEAU 9D. Nombre de véhicules voyageant entre le Canada et les États-Unis

| J | A | S | O | N | D | Year - Année | Genre de véhicule | N ^o |
|--------------------------|-----------|-----------|-----------|---------|---------|--------------------|--------------------------------|----------------|
| Véhicules des États-Unis | | | | | | | | |
| | | | | | | | <u>Automobile</u> | |
| 843,131 | 816,284 | 524,098 | 393,002 | 340,789 | 318,114 | 5,673,192 | 1973 Même jour | 1 |
| 800,685 | 811,797 | 479,521 | | | | | 1974 | 2 |
| 117,660 | 123,009 | 66,657 | 43,044 | 21,990 | 20,353 | 595,588 | 1973 Une nuit | 3 |
| 117,441 | 121,709 | 61,344 | | | | | 1974 | 4 |
| 336,056 | 374,403 | 186,450 | 113,886 | 59,270 | 48,956 | 1,686,910 | 1973 Deux nuits ou plus | 5 |
| 339,668 | 397,344 | 156,963 | | | | | 1974 | 6 |
| 1,296,847 | 1,313,696 | 777,205 | 549,932 | 422,049 | 387,423 | 7,955,690 | 1973 Total | 7 |
| 1,257,794 | 1,330,850 | 697,828 | | | | | 1974 | 8 |
| 39,074 | 39,363 | 41,283 | 50,361 | 46,332 | 34,978 | 511,703 | 1973 Camions commerciaux | 9 |
| 39,963 | 40,136 | 42,063 | | | | | 1974 | 10 |
| 9,791 | 8,387 | 4,301 | 1,355 | 361 | 120 | 37,733 | 1973 Autres véhicules | 11 |
| 10,185 | 8,031 | 2,912 | | | | | 1974 | 12 |
| 1,345,712 | 1,361,446 | 822,789 | 601,648 | 468,742 | 422,521 | 8,505,126 | 1973 Total | 13 |
| 1,307,942 | 1,379,917 | 742,803 | | | | | 1974 | 14 |
| Véhicules du Canada | | | | | | | | |
| | | | | | | | <u>Automobile</u> | |
| 383,547 | 396,789 | 338,348 | 354,418 | 314,330 | 301,083 | 4,106,527 | 1973 Même jour | 15 |
| 393,271 | 400,052 | 346,671 | | | | | 1974 | 16 |
| 22,601 | 22,974 | 15,884 | 14,281 | 10,356 | 9,356 | 173,653 | 1973 Une nuit | 17 |
| 20,042 | 23,386 | 16,069 | | | | | 1974 | 18 |
| 87,933 | 107,132 | 65,530 | 63,957 | 35,759 | 30,225 | 715,327 | 1973 Deux nuits ou plus | 19 |
| 80,710 | 101,342 | 61,463 | | | | | 1974 | 20 |
| 494,081 | 526,895 | 419,762 | 432,656 | 360,445 | 340,664 | 4,995,507 | 1973 Total | 21 |
| 494,023 | 524,780 | 424,203 | | | | | 1974 | 22 |
| 52,880 | 54,894 | 53,214 | 61,215 | 59,356 | 45,824 | 666,139 | 1973 Camions commerciaux | 23 |
| 51,060 | 52,432 | 52,758 | | | | | 1974 | 24 |
| 3,065 | 2,936 | 1,792 | 1,041 | 296 | 112 | 15,300 | 1973 Autres véhicules | 25 |
| 3,113 | 2,897 | 1,402 | | | | | 1974 | 26 |
| 550,026 | 584,725 | 474,768 | 494,912 | 420,097 | 386,600 | 5,676,946 | 1973 Total | 27 |
| 548,196 | 580,109 | 478,363 | | | | | 1974 | 28 |
| Total, véhicules | | | | | | | | |
| | | | | | | | <u>Automobile</u> | |
| 1,226,678 | 1,213,073 | 862,446 | 747,420 | 655,119 | 619,197 | 9,779,719 | 1973 Même jour | 29 |
| 1,193,956 | 1,211,849 | 826,192 | | | | | 1974 | 30 |
| 140,261 | 145,983 | 82,541 | 57,325 | 32,346 | 29,709 | 769,241 | 1973 Une nuit | 31 |
| 137,483 | 145,095 | 77,413 | | | | | 1974 | 32 |
| 423,989 | 481,535 | 251,980 | 177,843 | 95,029 | 79,181 | 2,401,890 | 1973 Deux nuits ou plus | 33 |
| 420,378 | 498,686 | 218,426 | | | | | 1974 | 34 |
| 1,790,928 | 1,840,591 | 1,196,967 | 982,588 | 782,494 | 728,087 | 12,951,197 | 1973 Total | 35 |
| 1,751,817 | 1,855,630 | 1,122,031 | | | | | 1974 | 36 |
| 91,954 | 94,257 | 94,497 | 111,576 | 105,688 | 80,802 | 1,177,842 | 1973 Camions commerciaux | 37 |
| 91,023 | 92,568 | 94,821 | | | | | 1974 | 38 |
| 12,856 | 11,323 | 6,093 | 2,396 | 657 | 232 | 53,033 | 1973 Autres véhicules | 39 |
| 13,298 | 10,928 | 4,314 | | | | | 1974 | 40 |
| 1,895,738 | 1,946,171 | 1,297,557 | 1,096,560 | 888,839 | 809,121 | 14,182,072 | 1973 Total | 41 |
| 1,856,138 | 1,959,126 | 1,221,166 | | | | | 1974 | 42 |

TABLE 10A. Non-resident Travellers Entering Canada by Type of Transportation

| No. | Type of transportation | J | F | M | A | M | J | Six months — Six mois |
|---|-----------------------------------|--------|--------|--------|--------|--------|---------|-----------------------------|
| Residents of the United States | | | | | | | | |
| <u>Land</u> | | | | | | | | |
| 1 | Automobile 1973 | 44,542 | 41,614 | 54,051 | 53,125 | 80,586 | 123,926 | 407,844 |
| 2 | 1974 | 35,788 | 34,389 | 41,845 | 43,128 | 59,848 | 115,907 | 330,905 |
| 3 | Same day 1973 | 31,242 | 29,446 | 37,354 | 34,632 | 45,740 | 58,503 | 236,917 |
| 4 | 1974 | 23,341 | 22,713 | 26,006 | 26,763 | 32,478 | 53,409 | 184,710 |
| 5 | One night 1973 | 3,813 | 3,124 | 4,261 | 3,795 | 6,027 | 10,990 | 32,010 |
| 6 | 1974 | 2,982 | 2,394 | 3,480 | 2,952 | 4,245 | 8,664 | 24,717 |
| 7 | Two or more nights 1973 | 9,487 | 9,044 | 12,436 | 14,698 | 28,819 | 64,433 | 138,917 |
| 8 | 1974 | 9,465 | 9,282 | 12,359 | 13,413 | 23,125 | 53,834 | 121,478 |
| 9 | Bus 1973 | 1,136 | 1,224 | 1,768 | 2,103 | 6,583 | 5,097 | 17,911 |
| 10 | 1974 | 1,011 | 1,561 | 1,989 | 2,532 | 5,811 | 6,165 | 19,069 |
| 11 | Same day 1973 | 647 | 228 | 94 | 748 | 2,716 | 1,142 | 5,575 |
| 12 | 1974 | 446 | 454 | 494 | 556 | 2,946 | 1,487 | 6,383 |
| 13 | One or more nights 1973 | 489 | 996 | 1,674 | 1,355 | 3,867 | 3,955 | 12,336 |
| 14 | 1974 | 565 | 1,107 | 1,495 | 1,976 | 2,865 | 4,678 | 12,686 |
| 15 | Rail 1973 | — | — | — | — | — | — | — |
| 16 | 1974 | 6 | 5 | 2 | 2 | 16 | 2 | 33 |
| 17 | Other Methods 1973 | 101 | 22 | 55 | 143 | 231 | 411 | 963 |
| 18 | 1974 | 97 | 39 | 85 | 78 | 222 | 454 | 975 |
| 19 | Total land 1973 | 45,779 | 42,860 | 55,874 | 55,371 | 87,400 | 139,434 | 426,718 |
| 20 | 1974 | 36,902 | 35,994 | 43,921 | 45,740 | 65,897 | 122,528 | 350,982 |
| <u>Air</u> | | | | | | | | |
| 21 | Commercial 1973 | 1,718 | 1,718 | 2,199 | 2,545 | 2,954 | 7,167 | 18,301 |
| 22 | 1974 | 1,868 | 2,226 | 2,899 | 2,916 | 3,124 | 7,258 | 20,291 |
| 23 | Private 1973 | 161 | 147 | 166 | 238 | 486 | 1,283 | 2,481 |
| 24 | 1974 | 128 | 139 | 169 | 216 | 498 | 1,102 | 2,252 |
| 25 | Total air 1973 | 1,879 | 1,865 | 2,365 | 2,783 | 3,440 | 8,450 | 20,782 |
| 26 | 1974 | 1,996 | 2,365 | 3,068 | 3,132 | 3,622 | 8,360 | 22,543 |
| <u>Marine</u> | | | | | | | | |
| 27 | Commercial 1973 | — | — | — | — | — | — | — |
| 28 | 1974 | — | — | — | — | — | — | — |
| 29 | Private 1973 | — | — | — | — | — | — | — |
| 30 | 1974 | — | — | — | — | — | — | — |
| 31 | Total marine 1973 | — | — | — | — | — | — | — |
| 32 | 1974 | — | — | — | — | — | — | — |
| 33 | Total 1973 | 47,658 | 44,725 | 58,239 | 58,154 | 90,840 | 147,884 | 447,500 |
| 34 | 1974 | 38,898 | 38,359 | 46,989 | 48,872 | 69,519 | 130,888 | 373,525 |
| Residents of countries other than the United States | | | | | | | | |
| <u>Land (via the U.S.A.)</u> | | | | | | | | |
| 35 | Same day 1973 | — | 8 | 123 | 53 | 138 | 54 | 376 |
| 36 | 1974 | 49 | 25 | 6 | 30 | 89 | 196 | 395 |
| 37 | One or more nights 1973 | 10 | 29 | 17 | 15 | 139 | 111 | 321 |
| 38 | 1974 | 194 | 356 | 15 | 317 | 181 | 116 | 1,179 |
| 39 | Total land 1973 | 10 | 37 | 140 | 68 | 277 | 165 | 697 |
| 40 | 1974 | 243 | 381 | 21 | 347 | 270 | 312 | 1,574 |
| <u>Air</u> | | | | | | | | |
| 41 | Entering direct 1973 | 154 | 184 | 288 | 397 | 756 | 1,248 | 3,027 |
| 42 | 1974 | 149 | 171 | 572 | 452 | 701 | 1,918 | 3,963 |
| 43 | Entering via the U.S.A. 1973 | 69 | 53 | 132 | 110 | 181 | 283 | 828 |
| 44 | 1974 | 166 | 59 | 93 | 332 | 196 | 405 | 1,251 |
| 45 | Total air 1973 | 223 | 237 | 420 | 507 | 937 | 1,531 | 3,855 |
| 46 | 1974 | 315 | 230 | 665 | 784 | 897 | 2,323 | 5,214 |
| <u>Marine</u> | | | | | | | | |
| 47 | Entering direct 1973 | — | — | — | — | — | — | — |
| 48 | 1974 | — | — | — | — | 159 | — | — |
| 49 | Entering via the U.S.A. 1973 | — | — | — | — | — | — | — |
| 50 | 1974 | — | — | — | — | 823 | — | — |
| 51 | Total marine 1973 | — | — | — | — | — | — | — |
| 52 | 1974 | — | — | — | — | — | — | — |
| 53 | Total 1973 | 233 | 274 | 560 | 575 | 1,214 | 1,696 | 4,552 |
| 54 | 1974 | 558 | 611 | 686 | 1,131 | 1,167 | 2,635 | 6,788 |
| 55 | Grand total 1973 | 47,891 | 44,999 | 58,799 | 58,729 | 92,054 | 149,580 | 452,052 |
| 56 | 1974 | 39,456 | 38,970 | 47,675 | 50,003 | 70,686 | 133,523 | 380,313 |

TABLEAU 10A. Voyageurs non résidents entrant au Canada, selon le moyen de transport

| J | A | S | O | N | D | Year — Année | Moyen de transport | N ^o |
|---|---------|---------|--------|--------|--------|--------------------|--------------------------------|----------------|
| Résidents des États-Unis | | | | | | | | |
| <u>Par terre</u> | | | | | | | | |
| 216,909 | 175,104 | 104,429 | 68,403 | 49,264 | 44,612 | 1,066,565 | 1973 Automobile | 1 |
| 161,298 | 153,957 | 67,832 | | | | | 1974 | 2 |
| 90,297 | 76,381 | 49,171 | 36,572 | 29,081 | 27,166 | 545,585 | 1973 Même jour | 3 |
| 72,180 | 63,407 | 33,684 | | | | | 1974 | 4 |
| 18,152 | 17,142 | 9,161 | 5,448 | 3,965 | 3,466 | 89,344 | 1973 Une nuit | 5 |
| 13,527 | 13,039 | 4,808 | | | | | 1974 | 6 |
| 108,460 | 81,581 | 46,097 | 26,383 | 16,218 | 13,980 | 431,636 | 1973 Deux nuits ou plus | 7 |
| 75,591 | 77,511 | 29,340 | | | | | 1974 | 8 |
| 4,915 | 3,413 | 1,637 | 1,465 | 1,092 | 1,196 | 31,629 | 1973 Autocar | 9 |
| 6,106 | 4,180 | 1,917 | | | | | 1974 | 10 |
| 1,080 | 728 | 455 | 438 | 620 | 404 | 9,300 | 1973 Même jour | 11 |
| 1,656 | 1,017 | 237 | | | | | 1974 | 12 |
| 3,835 | 2,685 | 1,182 | 1,027 | 472 | 792 | 22,329 | 1973 Une nuit ou plus | 13 |
| 4,450 | 3,163 | 1,680 | | | | | 1974 | 14 |
| — | — | — | — | 5 | 9 | 14 | 1973 Chemin de fer | 15 |
| 5 | 24 | 19 | | | | | 1974 | 16 |
| 818 | 630 | 195 | 47 | 12 | 7 | 2,672 | 1973 Autres moyens | 17 |
| 783 | 494 | 113 | | | | | 1974 | 18 |
| 222,642 | 179,147 | 106,261 | 69,915 | 50,373 | 45,824 | 1,100,880 | 1973 Total, par terre | 19 |
| 168,192 | 158,655 | 69,881 | | | | | 1974 | 20 |
| <u>Par air</u> | | | | | | | | |
| 6,913 | 6,826 | 3,642 | 3,198 | 2,198 | 2,763 | 43,841 | 1973 Commercial | 21 |
| 7,276 | 6,449 | 4,407 | | | | | 1974 | 22 |
| 882 | 740 | 597 | 359 | 171 | 101 | 5,331 | 1973 Privé | 23 |
| 989 | 882 | 516 | | | | | 1974 | 24 |
| 7,795 | 7,566 | 4,239 | 3,557 | 2,369 | 2,864 | 49,172 | 1973 Total, par air | 25 |
| 8,265 | 7,331 | 4,923 | | | | | 1974 | 26 |
| <u>Par mer</u> | | | | | | | | |
| — | — | — | — | — | — | — | 1973 Commercial | 27 |
| — | — | — | — | — | — | — | 1974 | 28 |
| — | — | — | — | — | — | — | 1973 Privé | 29 |
| — | — | — | — | — | — | — | 1974 | 30 |
| — | — | — | — | — | — | — | 1973 Total, par mer | 31 |
| — | — | — | — | — | — | — | 1974 | 32 |
| 230,437 | 186,713 | 110,500 | 73,472 | 52,742 | 48,688 | 1,150,052 | 1973 Total | 33 |
| 176,457 | 165,986 | 74,804 | | | | | 1974 | 34 |
| Résidents des pays autres que les États-Unis | | | | | | | | |
| <u>Par terre (via les É.-U.)</u> | | | | | | | | |
| 103 | 173 | 71 | 220 | 6 | 6 | 955 | 1973 Même jour | 35 |
| 440 | 321 | 254 | | | | | 1974 | 36 |
| 245 | 208 | 52 | 126 | 56 | 7 | 1,015 | 1973 Une nuit ou plus | 37 |
| 422 | 470 | 210 | | | | | 1974 | 38 |
| 348 | 381 | 123 | 346 | 62 | 13 | 1,970 | 1973 Total, par terre | 39 |
| 862 | 791 | 464 | | | | | 1974 | 40 |
| <u>Par air</u> | | | | | | | | |
| 1,532 | 1,207 | 683 | 861 | 342 | 746 | 8,398 | 1973 Entrée directe | 41 |
| 2,526 | 1,997 | 940 | | | | | 1974 | 42 |
| 340 | 487 | 288 | 232 | 187 | 106 | 2,468 | 1973 Entrée via les É.U. | 43 |
| 406 | 431 | 297 | | | | | 1974 | 44 |
| 1,872 | 1,694 | 971 | 1,093 | 529 | 852 | 10,866 | 1973 Total, par air | 45 |
| 2,932 | 2,428 | 1,237 | | | | | 1974 | 46 |
| <u>Par mer</u> | | | | | | | | |
| — | — | — | — | — | — | — | 1973 Entrée directe | 47 |
| — | — | — | — | — | — | — | 1974 | 48 |
| — | — | — | — | — | — | — | 1973 Entrée via les É.-U. | 49 |
| — | — | — | — | — | — | — | 1974 | 50 |
| — | — | — | — | — | — | — | 1973 Total, par mer | 51 |
| — | — | — | — | — | — | — | 1974 | 52 |
| 2,220 | 2,075 | 1,094 | 1,439 | 591 | 865 | 12,836 | 1973 Total | 53 |
| 3,794 | 3,219 | 1,701 | | | | | 1974 | 54 |
| 232,657 | 188,788 | 111,594 | 74,911 | 53,333 | 49,553 | 1,162,888 | 1973 Total global | 55 |
| 180,251 | 169,205 | 76,505 | | | | | 1974 | 56 |

TABLE 10B. Non-Resident Travellers Entering Canada by Country of Residence(1) - Continued

| No. | Country of residence | J | F | M | A | M | J | Six months - Six mois |
|-------------------------|---------------------------------------|-----|-----|-----|-----|-------|-------|-----------------------------|
| <u>Europe</u> | | | | | | | | |
| 1 | Austria 1973 | 1 | - | 1 | - | 5 | 1 | 8 |
| 2 | 1974 | 2 | - | - | 1 | 1 | 11 | 15 |
| 3 | Azores 1973 | - | - | - | - | - | - | - |
| 4 | 1974 | - | - | - | - | - | - | - |
| 5 | Belgium 1973 | 1 | 6 | - | 6 | 4 | 2 | 19 |
| 6 | 1974 | - | 2 | 8 | - | 9 | 15 | 34 |
| 7 | Bulgaria 1973 | - | - | - | - | - | - | - |
| 8 | 1974 | - | - | - | - | - | - | - |
| 9 | Czechoslovakia 1973 | - | - | - | - | - | - | - |
| 10 | 1974 | - | - | - | 2 | - | - | 2 |
| 11 | Denmark 1973 | 6 | 10 | 18 | 8 | 6 | 64 | 112 |
| 12 | 1974 | 3 | 1 | 3 | 10 | 3 | 4 | 24 |
| 13 | Finland 1973 | 5 | 8 | - | 3 | 1 | 14 | 31 |
| 14 | 1974 | 2 | - | 3 | 7 | 4 | 17 | 33 |
| 15 | France 1973 | 4 | 2 | 2 | 4 | 13 | 13 | 38 |
| 16 | 1974 | 91 | 14 | 7 | 11 | 10 | 17 | 150 |
| 17 | Germany (Federal Republic) 1973 | 9 | 20 | 19 | 27 | 209 | 311 | 595 |
| 18 | 1974 | 36 | 19 | 206 | 83 | 336 | 802 | 1,482 |
| 19 | Greece 1973 | - | 3 | 1 | 1 | 2 | 2 | 9 |
| 20 | 1974 | 4 | - | 6 | 6 | 5 | 6 | 27 |
| 21 | Hungary 1973 | - | - | - | 1 | 1 | 4 | 6 |
| 22 | 1974 | 5 | - | - | - | - | 2 | 7 |
| 23 | Ireland (Republic) 1973 | 2 | 1 | - | 1 | 10 | 11 | 25 |
| 24 | 1974 | 2 | - | - | 10 | 8 | 8 | 28 |
| 25 | Italy 1973 | 5 | 6 | - | 3 | 5 | 12 | 31 |
| 26 | 1974 | 6 | 2 | 5 | 1 | 1 | 6 | 21 |
| 27 | Malta 1973 | - | - | - | - | - | - | - |
| 28 | 1974 | - | - | - | 1 | - | - | 1 |
| 29 | Netherlands, The 1973 | 23 | 4 | 16 | 12 | 35 | 71 | 161 |
| 30 | 1974 | 3 | 7 | 3 | 13 | 18 | 45 | 89 |
| 31 | Norway 1973 | 2 | 5 | 16 | 5 | 13 | 38 | 79 |
| 32 | 1974 | - | - | 4 | 13 | 10 | 150 | 177 |
| 33 | Poland 1973 | 1 | 3 | 1 | 1 | 1 | 1 | 10 |
| 34 | 1974 | - | - | 2 | 1 | 1 | - | 4 |
| 35 | Portugal 1973 | - | - | - | - | - | 1 | 1 |
| 36 | 1974 | - | - | 2 | - | 1 | - | 3 |
| 37 | Rumania 1973 | - | - | - | - | - | - | - |
| 38 | 1974 | - | 1 | - | - | - | - | 1 |
| 39 | Spain 1973 | 4 | - | - | - | 2 | 2 | 8 |
| 40 | 1974 | 1 | - | 1 | 1 | 3 | - | 6 |
| 41 | Sweden 1973 | 6 | 1 | 8 | 22 | 12 | 32 | 81 |
| 42 | 1974 | 10 | 1 | 22 | 16 | 8 | 31 | 88 |
| 43 | Switzerland 1973 | - | 2 | 1 | 3 | 4 | 12 | 22 |
| 44 | 1974 | 5 | - | 6 | 15 | 6 | 20 | 52 |
| 45 | Turkey 1973 | - | - | - | - | - | - | - |
| 46 | 1974 | - | - | - | 3 | - | - | 3 |
| 47 | United Kingdom 1973 | 120 | 122 | 319 | 352 | 652 | 878 | 2,443 |
| 48 | 1974 | 190 | 302 | 332 | 383 | 463 | 1,166 | 2,836 |
| 49 | U.S.S.R. 1973 | - | - | 1 | - | - | 1 | 2 |
| 50 | 1974 | - | - | - | - | - | 1 | 1 |
| 51 | Yugoslavia 1973 | - | 2 | 4 | 2 | 13 | 4 | 25 |
| 52 | 1974 | 2 | - | 2 | 4 | 2 | 14 | 24 |
| 53 | Other 1973 | - | 2 | - | 5 | 15 | 5 | 27 |
| 54 | 1974 | - | - | 4 | 1 | 2 | 6 | 13 |
| 55 | Total 1973 | 189 | 197 | 407 | 458 | 1,005 | 1,479 | 3,735 |
| 56 | 1974 | 362 | 349 | 616 | 580 | 893 | 2,321 | 5,121 |
| <u>Africa</u> | | | | | | | | |
| 57 | Algeria 1973 | - | - | - | - | - | - | - |
| 58 | 1974 | - | - | - | - | - | - | - |
| 59 | Egypt 1973 | - | - | - | - | 4 | 5 | 9 |
| 60 | 1974 | - | - | - | 2 | - | 1 | 3 |
| 61 | Rhodesia 1973 | - | - | - | - | - | - | - |
| 62 | 1974 | - | - | - | - | - | - | - |
| 63 | South Africa 1973 | 2 | 2 | 40 | 21 | 19 | 10 | 94 |
| 64 | 1974 | 21 | 16 | 3 | 26 | 40 | 10 | 116 |
| 65 | Other 1973 | 8 | 4 | 6 | 5 | - | 13 | 36 |
| 66 | 1974 | 4 | 1 | 12 | 36 | 9 | 23 | 85 |
| 67 | Total 1973 | 10 | 6 | 46 | 26 | 23 | 28 | 139 |
| 68 | 1974 | 25 | 17 | 15 | 64 | 49 | 34 | 204 |
| <u>Asia (Continued)</u> | | | | | | | | |
| 69 | Bangladesh 1973 | - | - | - | - | - | 6 | 6 |
| 70 | 1974 | - | - | - | - | - | - | - |
| 71 | China 1973 | - | - | - | - | - | 1 | 1 |
| 72 | 1974 | - | - | - | - | - | 1 | 1 |
| 73 | Hong Kong 1973 | 3 | 4 | - | - | 8 | 1 | 16 |
| 74 | 1974 | 4 | - | 1 | 12 | 11 | 40 | 68 |
| 75 | India 1973 | 2 | 5 | 2 | 3 | 7 | 7 | 26 |
| 76 | 1974 | 6 | 8 | 5 | 7 | 20 | 5 | 51 |

See footnote(s) at the end of the table.

TABLEAU 10B. Voyageurs non résidents entrant au Canada, selon le pays de résidence(1) - suite

| J | A | S | O | N | D | Year - Année | Pays de résidence | N° |
|---------------------|-------|-------|-------|-----|-----|--------------------|--|----|
| <u>Europe</u> | | | | | | | | |
| 3 | 6 | 2 | 1 | - | - | 20 | 1973 Autriche | 1 |
| 5 | 3 | 14 | - | - | - | - | 1974 | 2 |
| - | - | - | - | - | - | - | 1973 Açores | 3 |
| 11 | 12 | 14 | 7 | 6 | 7 | 76 | 1974 | 4 |
| 22 | 12 | 2 | - | - | - | - | 1973 Belgique | 5 |
| - | - | - | - | - | - | - | 1974 | 6 |
| - | - | - | - | - | - | - | 1973 Bulgarie | 7 |
| 2 | 3 | 4 | - | 1 | - | 12 | 1974 | 8 |
| 7 | 4 | 4 | - | - | - | - | 1973 Tchécoslovaquie | 9 |
| 48 | 46 | 16 | 4 | 4 | 4 | 234 | 1974 | 10 |
| 14 | 11 | 14 | - | - | - | - | 1973 Danemark | 11 |
| 7 | 4 | - | 1 | 2 | 1 | 46 | 1974 | 12 |
| 2 | 5 | 7 | - | - | - | - | 1973 Finlande | 13 |
| 27 | 72 | 8 | 270 | 6 | 5 | 426 | 1974 | 14 |
| 21 | 35 | 16 | - | - | - | - | 1973 France | 15 |
| 402 | 268 | 120 | 349 | 40 | 69 | 1,843 | 1974 | 16 |
| 1,383 | 954 | 442 | - | - | - | - | 1973 Allemagne (République fédérale) | 17 |
| 4 | 2 | 4 | 9 | - | 7 | 35 | 1974 | 18 |
| 4 | - | 2 | - | - | - | - | 1973 Grèce | 19 |
| - | 1 | - | 1 | - | 2 | 10 | 1974 | 20 |
| 9 | 4 | - | - | - | - | - | 1973 Hongrie | 21 |
| 7 | 11 | 5 | 3 | 1 | 9 | 61 | 1974 | 22 |
| 17 | 13 | 5 | - | - | - | - | 1973 Irlande (République) | 23 |
| 10 | 7 | 8 | 9 | 1 | 12 | 78 | 1974 | 24 |
| 19 | 16 | 10 | - | - | - | - | 1973 Italie | 25 |
| - | - | - | - | - | - | - | 1974 | 26 |
| 32 | 33 | 24 | 22 | - | 11 | 283 | 1973 Malte | 27 |
| 77 | 40 | 26 | - | - | - | - | 1974 | 28 |
| 37 | 25 | 14 | 11 | 18 | 12 | 196 | 1973 Pays-Bas | 29 |
| 42 | 35 | 12 | - | - | - | - | 1974 | 30 |
| 2 | 5 | 3 | - | - | - | 20 | 1973 Norvège | 31 |
| 2 | 6 | 4 | - | - | - | - | 1974 | 32 |
| 1 | 2 | - | 1 | - | 1 | 6 | 1973 Pologne | 33 |
| 7 | 1 | 1 | - | - | - | - | 1974 | 34 |
| - | - | - | - | - | - | - | 1973 Portugal | 35 |
| 4 | 4 | 3 | 4 | 4 | 1 | 28 | 1974 | 36 |
| 5 | 8 | 2 | - | - | - | - | 1973 Roumanie | 37 |
| 24 | 10 | 21 | 19 | 3 | 10 | 168 | 1974 | 38 |
| 53 | 14 | 22 | - | - | - | - | 1973 Espagne | 39 |
| 23 | 8 | 3 | 28 | 51 | 6 | 141 | 1974 | 40 |
| 17 | 42 | 17 | - | - | - | - | 1973 Suède | 41 |
| - | 2 | 3 | - | 1 | - | 6 | 1974 | 42 |
| 2 | - | 1 | - | - | - | - | 1973 Suisse | 43 |
| 1,098 | 1,046 | 483 | 373 | 296 | 553 | 6,292 | 1974 | 44 |
| 1,489 | 1,296 | 723 | - | - | - | 2 | 1973 Turquie | 45 |
| - | - | - | - | - | - | - | 1974 | 46 |
| 14 | 5 | 5 | 8 | 10 | 21 | 88 | 1973 Royaume-Uni | 47 |
| 20 | 22 | 4 | - | - | - | - | 1974 | 48 |
| 11 | 4 | 7 | 3 | 1 | 3 | 56 | 1973 U.R.S.S. | 49 |
| 2 | 1 | 3 | - | - | - | - | 1974 | 50 |
| - | - | - | - | - | - | - | 1973 Yougoslavie | 51 |
| 1,767 | 1,576 | 747 | 1,123 | 445 | 734 | 10,127 | 1974 | 52 |
| 3,219 | 2,523 | 1,332 | - | - | - | - | 1973 Autres | 53 |
| - | - | - | - | - | - | - | 1974 | 54 |
| - | - | - | - | - | - | - | 1973 Total | 55 |
| - | - | - | - | - | - | - | 1974 | 56 |
| <u>Afrique</u> | | | | | | | | |
| - | - | - | - | - | - | - | 1973 Algérie | 57 |
| 10 | - | - | 2 | - | - | 21 | 1974 | 58 |
| - | 1 | 4 | - | - | - | - | 1973 Égypte | 59 |
| 1 | 2 | 1 | - | - | 1 | 5 | 1974 | 60 |
| 1 | 5 | - | - | - | - | - | 1973 Rhodésie | 61 |
| 13 | 20 | 15 | 41 | 7 | 9 | 199 | 1974 | 62 |
| 80 | 61 | 16 | - | - | - | - | 1973 Afrique du Sud | 63 |
| 44 | 24 | 11 | 3 | 9 | 17 | 144 | 1974 | 64 |
| 23 | 48 | 34 | - | - | - | - | 1973 Autres | 65 |
| - | - | - | - | - | - | - | 1974 | 66 |
| 68 | 46 | 27 | 46 | 16 | 27 | 369 | 1973 Total | 67 |
| 104 | 115 | 54 | - | - | - | - | 1974 | 68 |
| <u>Asie (suite)</u> | | | | | | | | |
| - | - | 1 | - | - | - | 7 | 1973 Bangladesh | 69 |
| - | - | - | - | - | - | - | 1974 | 70 |
| - | - | - | - | - | - | 1 | 1973 Chine | 71 |
| 1 | - | - | - | - | - | - | 1974 | 72 |
| 17 | 40 | 30 | 2 | 5 | 9 | 119 | 1973 Hong-Kong | 73 |
| 5 | 13 | 28 | - | - | - | - | 1974 | 74 |
| 14 | 25 | 23 | 14 | 10 | 26 | 138 | 1973 Inde | 75 |
| 22 | 9 | 32 | - | - | - | - | 1974 | 76 |

Voir renvoi(s) à la fin du tableau.

TABLE 10B. Non-resident Travellers Entering Canada by Country of Residence(1) - Concluded

| No. | Country of residence | J | F | M | A | M | J | Six months - Six mois |
|---|------------------------------------|--------|--------|--------|--------|--------|---------|-----------------------------|
| <u>Asia - Concluded</u> | | | | | | | | |
| 1 | Israel 1973 | 1 | 5 | - | 4 | - | 2 | 12 |
| 2 | 1974 | 3 | - | 2 | 2 | - | 13 | 20 |
| 3 | Japan 1973 | 8 | 7 | 14 | 19 | 9 | 22 | 79 |
| 4 | 1974 | 3 | 4 | 12 | 23 | 28 | 18 | 88 |
| 5 | Korea, South 1973 | 1 | 1 | - | - | - | 1 | 3 |
| 6 | 1974 | - | - | - | 1 | - | 2 | 3 |
| 7 | Lebanon 1973 | - | - | 1 | - | 1 | - | 3 |
| 8 | 1974 | 1 | - | - | 1 | - | - | 2 |
| 9 | Pakistan 1973 | - | - | 3 | - | 5 | 5 | 13 |
| 10 | 1974 | - | 1 | 2 | 1 | - | 3 | 7 |
| 11 | Philippines 1973 | 1 | - | - | 2 | 5 | 7 | 15 |
| 12 | 1974 | 1 | - | - | 4 | 5 | 4 | 14 |
| 13 | Sri Lanka 1973 | - | - | - | - | - | - | - |
| 14 | 1974 | - | - | - | - | - | - | - |
| 15 | Syria 1973 | - | - | - | - | - | - | - |
| 16 | 1974 | - | - | - | - | - | - | - |
| 17 | Taiwan 1973 | 1 | 2 | 1 | - | 1 | 1 | 6 |
| 18 | 1974 | - | - | - | 7 | 1 | - | 8 |
| 19 | Other 1973 | 4 | 4 | 1 | 8 | 4 | 12 | 33 |
| 20 | 1974 | 4 | - | 13 | 20 | 3 | 11 | 51 |
| 21 | Total 1973 | 21 | 28 | 22 | 36 | 40 | 66 | 213 |
| 22 | 1974 | 22 | 13 | 35 | 78 | 68 | 97 | 313 |
| <u>North America, Central America and Caribbean</u> | | | | | | | | |
| 23 | Antigua 1973 | - | - | - | - | - | - | - |
| 24 | 1974 | - | - | - | - | - | - | - |
| 25 | Bahamas 1973 | - | - | - | - | - | - | - |
| 26 | 1974 | - | - | - | - | - | - | - |
| 27 | Barbados 1973 | - | 2 | 11 | 1 | 22 | 2 | 38 |
| 28 | 1974 | 15 | 4 | - | 11 | 6 | 3 | 39 |
| 29 | Bermuda 1973 | - | - | - | - | - | - | - |
| 30 | 1974 | - | - | - | 1 | - | - | - |
| 31 | Cuba 1973 | - | - | - | - | - | - | - |
| 32 | 1974 | - | - | - | - | - | 1 | 1 |
| 33 | Haiti 1973 | - | - | - | - | - | - | - |
| 34 | 1974 | - | - | - | - | - | - | - |
| 35 | Jamaica 1973 | - | - | 1 | 1 | 6 | 1 | 9 |
| 36 | 1974 | - | 1 | - | 6 | 4 | - | 11 |
| 37 | Mexico 1973 | - | 1 | 1 | 4 | 8 | 35 | 49 |
| 38 | 1974 | 3 | 3 | 3 | 16 | 18 | 13 | 56 |
| 39 | St. Pierre and Miquelon 1973 | - | - | - | - | - | - | - |
| 40 | 1974 | - | - | - | - | - | - | - |
| 41 | Trinidad and Tobago 1973 | - | - | - | - | 4 | - | 4 |
| 42 | 1974 | 5 | - | - | - | - | 11 | 16 |
| 43 | United States 1973 | 47,658 | 44,725 | 58,239 | 58,154 | 90,840 | 147,884 | 447,500 |
| 44 | 1974 | 38,898 | 38,359 | 46,989 | 48,872 | 69,519 | 130,888 | 373,525 |
| 45 | Other 1973 | - | - | 4 | - | 3 | 3 | 10 |
| 46 | 1974 | - | 2 | - | 1 | 8 | 19 | 30 |
| 47 | Total 1973 | 47,658 | 44,728 | 58,256 | 58,160 | 90,883 | 147,925 | 447,610 |
| 48 | 1974 | 38,921 | 38,369 | 46,992 | 48,907 | 69,555 | 130,935 | 373,679 |
| <u>South America</u> | | | | | | | | |
| 49 | Argentina 1973 | - | - | 2 | - | - | - | 2 |
| 50 | 1974 | - | - | - | 3 | 10 | 2 | 15 |
| 51 | Brazil 1973 | 1 | - | - | 3 | 2 | 3 | 9 |
| 52 | 1974 | 1 | 4 | - | 3 | - | 3 | 11 |
| 53 | Colombia 1973 | - | - | 1 | 1 | - | 4 | 6 |
| 54 | 1974 | - | 1 | - | 3 | 1 | 2 | 7 |
| 55 | Guyana 1973 | - | - | 2 | - | 2 | - | 2 |
| 56 | 1974 | - | - | - | - | - | 1 | 3 |
| 57 | Venezuela 1973 | - | 1 | 1 | 2 | 3 | - | 7 |
| 58 | 1974 | - | - | - | - | - | 8 | 8 |
| 59 | Other 1973 | - | 2 | 1 | 1 | 5 | 1 | 10 |
| 60 | 1974 | 3 | 1 | 2 | 2 | 4 | 9 | 21 |
| 61 | Total 1973 | 1 | 3 | 5 | 7 | 12 | 8 | 36 |
| 62 | 1974 | 4 | 6 | 4 | 11 | 15 | 25 | 65 |
| <u>Oceania and Other Ocean Islands</u> | | | | | | | | |
| 63 | Australia 1973 | 11 | 20 | 49 | 22 | 47 | 60 | 209 |
| 64 | 1974 | 70 | 125 | 11 | 224 | 58 | 56 | 544 |
| 65 | New Zealand 1973 | 1 | 17 | 14 | 20 | 44 | 14 | 110 |
| 66 | 1974 | 52 | 91 | 2 | 138 | 48 | 55 | 386 |
| 67 | Other 1973 | - | - | - | - | - | - | - |
| 68 | 1974 | - | - | - | 1 | - | - | 1 |
| 69 | Total 1973 | 12 | 37 | 63 | 42 | 91 | 74 | 319 |
| 70 | 1974 | 122 | 216 | 13 | 363 | 106 | 111 | 931 |
| 71 | Grand total 1973 | 47,891 | 44,999 | 58,799 | 58,729 | 92,054 | 149,580 | 452,052 |
| 72 | 1974 | 39,456 | 38,970 | 47,675 | 50,003 | 70,686 | 133,523 | 380,313 |

(1) Additional data are available by country on request.

TABLEAU 10B. Voyageurs non résidents entrant au Canada, selon le pays de résidence(1) - fin

| J | A | S | O | N | D | Year - Année | Pays de résidence | No |
|--|---------|---------|--------|--------|--------|--------------------|-----------------------------------|----|
| <u>Asie - fin</u> | | | | | | | | |
| 12 | 12 | 13 | - | 1 | - | 50 | 1973 Israël | 1 |
| 20 | 23 | 4 | | | | | 1974 | 2 |
| 25 | 87 | 39 | 32 | 19 | 5 | 286 | 1973 Japon | 3 |
| 19 | 44 | 64 | | | | | 1974 | 4 |
| 1 | 3 | - | 1 | - | - | 8 | 1973 Corée du Sud | 5 |
| 2 | 3 | 1 | | | | | 1974 | 6 |
| - | 1 | - | - | 1 | - | 5 | 1973 Liban | 7 |
| 8 | - | 2 | | | | | 1974 | 8 |
| 7 | 6 | 4 | 2 | 7 | 3 | 42 | 1973 Pakistan | 9 |
| 6 | 5 | 9 | | | | | 1974 | 10 |
| 8 | 3 | 4 | 3 | 2 | 5 | 40 | 1973 Philippines | 11 |
| 2 | 2 | 7 | | | | | 1974 | 12 |
| 3 | - | 2 | - | - | - | 5 | 1973 Sri Lanka | 13 |
| 1 | - | - | | | | | 1974 | 14 |
| - | 2 | - | - | - | - | 2 | 1973 Syrie | 15 |
| 1 | - | - | | | | | 1974 | 16 |
| 4 | 4 | 2 | - | 1 | 1 | 18 | 1973 Talwan | 17 |
| - | 5 | 3 | | | | | 1974 | 18 |
| 1 | 17 | 39 | 12 | 2 | 10 | 114 | 1973 Autres | 19 |
| 25 | 12 | 23 | | | | | 1974 | 20 |
| 92 | 200 | 157 | 66 | 48 | 59 | 835 | 1973 Total | 21 |
| 112 | 116 | 173 | | | | | 1974 | 22 |
| <u>Amérique du Nord, Amérique centrale et Antilles</u> | | | | | | | | |
| - | - | - | - | - | - | - | 1973 Antigua | 23 |
| - | - | - | | | | | 1974 | 24 |
| - | 4 | - | - | - | - | 4 | 1973 Bahamas | 25 |
| - | - | - | 12 | 1 | 1 | 60 | 1974 Barbade | 26 |
| 2 | 6 | - | | | | | 1973 Barbade | 27 |
| 11 | 6 | - | | | | | 1974 | 28 |
| - | - | - | - | 1 | - | 1 | 1973 Bermudes | 29 |
| 2 | - | - | | | | | 1974 | 30 |
| - | 1 | - | - | - | - | 1 | 1973 Cuba | 31 |
| - | - | - | | | | | 1974 | 32 |
| 7 | - | - | - | - | - | 7 | 1973 Haïti | 33 |
| - | - | - | | | | | 1974 | 34 |
| 4 | 5 | 3 | 7 | - | 1 | 29 | 1973 Jamaïque | 35 |
| 16 | 10 | 1 | | | | | 1974 | 36 |
| 13 | 21 | 6 | 9 | 2 | 7 | 107 | 1973 Mexique | 37 |
| 26 | 38 | 12 | | | | | 1974 | 38 |
| - | - | - | - | - | - | - | 1973 St. Pierre-et-Miquelon | 39 |
| - | - | - | | | | | 1974 | 40 |
| 2 | 9 | - | - | 1 | - | 16 | 1973 Trinité et Tobago | 41 |
| 11 | 10 | 4 | | | | | 1974 | 42 |
| 230,437 | 186,713 | 110,500 | 73,472 | 52,742 | 48,688 | 1,150,052 | 1973 États-Unis | 43 |
| 176,457 | 165,986 | 74,804 | | | | | 1974 | 44 |
| 7 | 12 | 6 | 3 | - | - | 38 | 1973 Autres | 45 |
| 37 | 9 | 4 | | | | | 1974 | 46 |
| 230,472 | 186,771 | 110,515 | 73,503 | 52,747 | 48,697 | 1,150,315 | 1973 Total | 47 |
| 176,560 | 166,059 | 74,825 | | | | | 1974 | 48 |
| <u>Amérique du Sud</u> | | | | | | | | |
| 2 | 3 | 3 | 1 | - | - | 11 | 1973 Argentine | 49 |
| 4 | 1 | 3 | | | | | 1974 | 50 |
| 4 | 9 | 2 | 3 | 2 | 1 | 30 | 1973 Brésil | 51 |
| 2 | 4 | 1 | | | | | 1974 | 52 |
| 2 | 5 | 2 | 1 | - | 3 | 19 | 1973 Colombie | 53 |
| 2 | 4 | 3 | | | | | 1974 | 54 |
| - | 1 | - | 1 | - | 1 | 5 | 1973 Guyane | 55 |
| 3 | 1 | 1 | | | | | 1974 | 56 |
| 1 | 3 | 1 | - | - | 1 | 13 | 1973 Venezuela | 57 |
| 4 | 4 | 5 | | | | | 1974 | 58 |
| 19 | 9 | 3 | 8 | 3 | 3 | 55 | 1973 Autres | 59 |
| 25 | 5 | 7 | | | | | 1974 | 60 |
| 28 | 30 | 11 | 14 | 5 | 9 | 133 | 1973 Total | 61 |
| 40 | 19 | 20 | | | | | 1974 | 62 |
| <u>Océanie et autres îles océaniques</u> | | | | | | | | |
| 118 | 96 | 112 | 87 | 53 | 16 | 691 | 1973 Australie | 63 |
| 133 | 211 | 67 | | | | | 1974 | 64 |
| 108 | 69 | 22 | 72 | 19 | 10 | 410 | 1973 Nouvelle-Zélande | 65 |
| 81 | 88 | 32 | | | | | 1974 | 66 |
| 4 | - | 3 | - | - | 1 | 8 | 1973 Autres | 67 |
| 2 | 74 | 2 | | | | | 1974 | 68 |
| 230 | 165 | 137 | 159 | 72 | 27 | 1,109 | 1973 Total | 69 |
| 216 | 373 | 101 | | | | | 1974 | 70 |
| 232,657 | 188,788 | 111,594 | 74,911 | 53,333 | 49,553 | 1,162,888 | 1973 Total global | 71 |
| 180,251 | 169,205 | 76,505 | | | | | 1974 | 72 |

(1) D'autres renseignements sont disponibles par pays, sur demande.

TABLE 10C. Resident Travellers Returning to Canada by Type of Transportation

| No. | Type of transportation | J | F | M | A | M | J | Six months — Six mois | |
|--|-------------------------------|------|--------|--------|--------|--------|--------|-----------------------------|---------|
| Returning from the United States(1) | | | | | | | | | |
| <u>Land</u> | | | | | | | | | |
| 1 | Automobile | 1973 | 42,899 | 40,317 | 63,040 | 69,727 | 74,672 | 82,834 | 373,489 |
| 2 | | 1974 | 34,157 | 32,380 | 46,437 | 55,231 | 62,815 | 75,570 | 306,590 |
| 3 | Same day | 1973 | 27,650 | 24,738 | 36,718 | 39,541 | 43,213 | 50,055 | 221,915 |
| 4 | | 1974 | 22,123 | 21,388 | 28,351 | 34,000 | 37,824 | 50,517 | 194,203 |
| 5 | One night | 1973 | 2,555 | 2,239 | 3,876 | 4,695 | 5,333 | 6,085 | 24,783 |
| 6 | | 1974 | 1,895 | 1,609 | 2,357 | 2,580 | 3,341 | 4,023 | 15,805 |
| 7 | Two or more nights | 1973 | 12,694 | 13,340 | 22,446 | 25,491 | 26,126 | 26,694 | 126,791 |
| 8 | | 1974 | 10,139 | 9,383 | 15,729 | 18,651 | 21,650 | 21,030 | 96,582 |
| 9 | Bus | 1973 | 2,690 | 2,567 | 3,164 | 2,650 | 2,851 | 3,002 | 16,924 |
| 10 | | 1974 | 4,034 | 3,184 | 3,467 | 3,394 | 3,209 | 3,970 | 21,258 |
| 11 | Same day | 1973 | 1,503 | 1,360 | 1,323 | 1,443 | 1,738 | 1,820 | 9,187 |
| 12 | | 1974 | 1,720 | 1,648 | 1,413 | 1,523 | 1,861 | 3,029 | 11,194 |
| 13 | One or more nights | 1973 | 1,187 | 1,207 | 1,841 | 1,207 | 1,113 | 1,182 | 7,737 |
| 14 | | 1974 | 2,314 | 1,536 | 2,054 | 1,871 | 1,348 | 941 | 10,064 |
| 15 | Rail | 1973 | — | — | — | — | — | — | — |
| 16 | | 1974 | 219 | 203 | 361 | 267 | 398 | 322 | 1,770 |
| 17 | Other methods | 1973 | 184 | 228 | 174 | 136 | 391 | 489 | 1,602 |
| 18 | | 1974 | 114 | 270 | 127 | 278 | 428 | 512 | 1,729 |
| 19 | Total land | 1973 | 45,773 | 43,112 | 66,378 | 72,513 | 77,914 | 86,325 | 392,015 |
| 20 | | 1974 | 38,524 | 36,037 | 50,392 | 59,170 | 66,850 | 80,374 | 331,347 |
| <u>Air</u> | | | | | | | | | |
| 21 | Commercial | 1973 | 4,121 | 3,641 | 4,824 | 3,482 | 3,185 | 2,713 | 21,966 |
| 22 | | 1974 | 5,406 | 4,849 | 6,692 | 5,074 | 3,853 | 2,825 | 28,699 |
| 23 | Private | 1973 | 129 | 134 | 133 | 196 | 133 | 221 | 946 |
| 24 | | 1974 | 72 | 90 | 118 | 155 | 119 | 214 | 768 |
| 25 | Total air | 1973 | 4,250 | 3,775 | 4,957 | 3,678 | 3,318 | 2,934 | 22,912 |
| 26 | | 1974 | 5,478 | 4,939 | 6,810 | 5,229 | 3,972 | 3,039 | 29,467 |
| <u>Marine</u> | | | | | | | | | |
| 27 | Commercial | 1973 | — | — | — | — | — | — | — |
| 28 | | 1974 | — | — | — | — | — | — | — |
| 29 | Private | 1973 | — | — | — | — | — | — | — |
| 30 | | 1974 | — | — | — | — | — | — | — |
| 31 | Total marine | 1973 | — | — | — | — | — | — | — |
| 32 | | 1974 | — | — | — | — | — | — | — |
| 33 | Total | 1973 | 50,023 | 46,887 | 71,335 | 76,191 | 81,232 | 89,259 | 414,927 |
| 34 | | 1974 | 44,002 | 40,976 | 57,202 | 64,399 | 70,822 | 83,413 | 360,814 |
| Returning from countries other than the United States(2) | | | | | | | | | |
| <u>Land (via the U.S.A.)</u> | | | | | | | | | |
| 35 | | 1973 | — | — | — | — | — | — | — |
| 36 | | 1974 | — | — | — | — | — | — | — |
| <u>Air</u> | | | | | | | | | |
| 37 | Returning direct | 1973 | 1,498 | 1,070 | 1,319 | 1,458 | 1,099 | 1,634 | 8,078 |
| 38 | | 1974 | 1,303 | 1,976 | 2,386 | 2,062 | 719 | 1,209 | 9,655 |
| 39 | Returning via the U.S.A. | 1973 | 45 | 172 | 140 | 87 | 25 | 61 | 530 |
| 40 | | 1974 | 343 | 301 | 253 | 218 | 63 | 57 | 1,235 |
| 41 | Total air | 1973 | 1,543 | 1,242 | 1,459 | 1,545 | 1,124 | 1,695 | 8,608 |
| 42 | | 1974 | 1,646 | 2,277 | 2,639 | 2,280 | 782 | 1,266 | 10,890 |
| <u>Marine</u> | | | | | | | | | |
| 43 | Returning direct | 1973 | — | — | — | — | — | — | — |
| 44 | | 1974 | — | — | — | — | — | — | — |
| 45 | Returning via the U.S.A. | 1973 | — | — | — | — | — | — | — |
| 46 | | 1974 | — | — | — | — | — | — | — |
| 47 | Total marine | 1973 | — | — | — | — | — | — | — |
| 48 | | 1974 | — | — | — | — | — | — | — |
| 49 | Total | 1973 | 1,543 | 1,242 | 1,459 | 1,545 | 1,124 | 1,695 | 8,608 |
| 50 | | 1974 | 1,646 | 2,277 | 2,639 | 2,280 | 782 | 1,266 | 10,890 |
| 51 | Grand total | 1973 | 51,566 | 48,129 | 72,794 | 77,736 | 82,356 | 90,954 | 423,535 |
| 52 | | 1974 | 45,648 | 43,253 | 59,841 | 66,679 | 71,604 | 84,679 | 371,704 |

(1) Continental United States and Alaska.

(2) Includes Hawaii, Puerto Rico, Philippines and other U.S. protectorates.

TABLEAU 10C. Voyageurs résidents revenant au Canada, selon le moyen de transport

| J | A | S | O | N | D | Year - Année | Moyen de transport | N° |
|--|---------|---------|--------|--------|--------|--------------------|----------------------------------|----|
| Rentrée des États-Unis(1) | | | | | | | | |
| 155,022 | 169,268 | 96,714 | 75,357 | 49,907 | 40,156 | 959,913 | 1973 Automobile | 1 |
| 125,255 | 154,076 | 80,871 | | | | | 1974 | 2 |
| 82,137 | 78,899 | 47,129 | 39,121 | 29,176 | 26,956 | 525,333 | 1973 Même jour | 3 |
| 71,484 | 75,503 | 41,125 | | | | | 1974 | 4 |
| 11,436 | 13,048 | 7,257 | 5,144 | 3,557 | 2,266 | 67,491 | 1973 Une nuit | 5 |
| 7,611 | 8,854 | 4,337 | | | | | 1974 | 6 |
| 61,449 | 77,321 | 42,328 | 31,092 | 17,174 | 10,934 | 367,089 | 1973 Deux nuits ou plus | 7 |
| 46,160 | 69,719 | 35,409 | | | | | 1974 | 8 |
| 3,171 | 5,755 | 2,143 | 2,366 | 1,692 | 2,335 | 34,386 | 1973 Autocar | 9 |
| 4,000 | 5,302 | 2,557 | | | | | 1974 | 10 |
| 1,787 | 4,020 | 1,215 | 1,276 | 848 | 1,531 | 19,864 | 1973 Même jour | 11 |
| 2,464 | 3,415 | 1,594 | | | | | 1974 | 12 |
| 1,384 | 1,735 | 928 | 1,090 | 844 | 804 | 14,522 | 1973 Une nuit ou plus | 13 |
| 1,536 | 1,887 | 963 | | | | | 1974 | 14 |
| - | - | - | - | 168 | 374 | 542 | 1973 Chemin de fer | 15 |
| 508 | 544 | 334 | | | | | 1974 | 16 |
| 697 | 706 | 240 | 204 | 57 | 99 | 3,605 | 1973 Autres moyens | 17 |
| 657 | 528 | 188 | | | | | 1974 | 18 |
| 158,890 | 175,729 | 99,097 | 77,927 | 51,824 | 42,964 | 998,446 | 1973 Total, par terre | 19 |
| 130,420 | 160,450 | 83,950 | | | | | 1974 | 20 |
| | | | | | | | Par air | |
| 2,422 | 3,072 | 2,919 | 3,308 | 3,404 | 3,197 | 40,288 | 1973 Commercial | 21 |
| 2,497 | 3,201 | 3,196 | | | | | 1974 | 22 |
| 200 | 243 | 124 | 157 | 96 | 57 | 1,823 | 1973 Privé | 23 |
| 223 | 237 | 129 | | | | | 1974 | 24 |
| 2,622 | 3,315 | 3,043 | 3,465 | 3,500 | 3,254 | 42,111 | 1973 Total, par air | 25 |
| 2,720 | 3,438 | 3,325 | | | | | 1974 | 26 |
| | | | | | | | Par mer | |
| - | - | - | - | - | - | - | 1973 Commercial | 27 |
| - | - | - | - | - | - | - | 1974 | 28 |
| - | - | - | - | - | - | - | 1973 Privé | 29 |
| - | - | - | - | - | - | - | 1974 | 30 |
| - | - | - | - | - | - | - | 1973 Total, par mer | 31 |
| - | - | - | - | - | - | - | 1974 | 32 |
| 161,512 | 179,044 | 102,140 | 81,392 | 55,324 | 46,218 | 1,040,557 | 1973 Total | 33 |
| 133,140 | 163,888 | 87,275 | | | | | 1974 | 34 |
| Rentrée des pays autres que les États-Unis(2) | | | | | | | | |
| | | | | | | | Par terre (via les É.-U.) | |
| - | 1 | - | - | - | - | 1 | 1973 | 35 |
| 2 | 2 | 1 | | | | | 1974 | 36 |
| | | | | | | | Par air | |
| 2,750 | 3,381 | 2,494 | 2,007 | 902 | 1,197 | 20,809 | 1973 Rentrée directe | 37 |
| 2,805 | 3,241 | 2,480 | | | | | 1974 | 38 |
| 40 | 144 | 63 | 54 | 64 | 71 | 966 | 1973 Rentrée via les É.-U. | 39 |
| 50 | 68 | 24 | | | | | 1974 | 40 |
| 2,790 | 3,525 | 2,557 | 2,061 | 966 | 1,268 | 21,775 | 1973 Total, par air | 41 |
| 2,855 | 3,309 | 2,504 | | | | | 1974 | 42 |
| | | | | | | | Par mer | |
| - | - | - | - | - | - | - | 1973 Rentrée directe | 43 |
| - | - | - | - | - | - | - | 1974 | 44 |
| - | - | - | - | - | - | - | 1973 Rentrée via les É.-U. | 45 |
| - | - | - | - | - | - | - | 1974 | 46 |
| - | - | - | - | - | - | - | 1973 Total, par mer | 47 |
| - | - | - | - | - | - | - | 1974 | 48 |
| 2,790 | 3,526 | 2,557 | 2,061 | 966 | 1,268 | 21,776 | 1973 Total | 49 |
| 2,857 | 3,311 | 2,505 | | | | | 1974 | 50 |
| | | | | | | | Total global | |
| 164,302 | 182,570 | 104,697 | 83,453 | 56,290 | 47,486 | 1,062,333 | 1973 | 51 |
| 135,997 | 167,199 | 89,780 | | | | | 1974 | 52 |

(1) États-Unis continentaux et Alaska.

(2) Comprend Hawaii, Porto Rico, Philippines et les autres protections des États-Unis.

TABLE 10D. Number of Vehicles Travelling Between Canada and the United States

| No. | Type of vehicle | | J | F | M | A | M | J | Six months - Six mois |
|------------------------|--------------------------------|------|--------|--------|--------|--------|--------|--------|-----------------------------|
| United States vehicles | | | | | | | | | |
| <u>Automobile</u> | | | | | | | | | |
| 1 | Same day | 1973 | 12,761 | 11,882 | 14,593 | 13,505 | 17,489 | 20,983 | 91,213 |
| 2 | | 1974 | 9,665 | 9,541 | 10,878 | 10,990 | 12,900 | 19,361 | 73,335 |
| 3 | One night | 1973 | 1,406 | 1,117 | 1,540 | 1,424 | 2,202 | 3,785 | 11,474 |
| 4 | | 1974 | 1,049 | 895 | 1,331 | 1,122 | 1,564 | 3,024 | 8,985 |
| 5 | Two or more nights | 1973 | 3,370 | 3,223 | 4,260 | 4,980 | 9,495 | 19,791 | 45,119 |
| 6 | | 1974 | 3,170 | 3,232 | 4,326 | 4,571 | 7,772 | 17,020 | 40,091 |
| 7 | Total | 1973 | 17,537 | 16,222 | 20,393 | 19,909 | 29,186 | 44,559 | 147,806 |
| 8 | | 1974 | 13,884 | 13,668 | 16,535 | 16,683 | 22,236 | 39,405 | 122,411 |
| 9 | Trucks used commercially | 1973 | 2,502 | 2,498 | 2,922 | 2,519 | 3,390 | 3,723 | 17,554 |
| 10 | | 1974 | 3,440 | 3,655 | 3,997 | 3,886 | 4,659 | 5,061 | 24,698 |
| 11 | Other vehicles | 1973 | 71 | 5 | 21 | 91 | 172 | 295 | 655 |
| 12 | | 1974 | 72 | 18 | 59 | 21 | 111 | 324 | 605 |
| 13 | Total | 1973 | 20,110 | 18,725 | 23,336 | 22,519 | 32,748 | 48,577 | 166,015 |
| 14 | | 1974 | 17,396 | 17,341 | 20,591 | 20,590 | 27,006 | 44,790 | 147,714 |
| Canadian vehicles | | | | | | | | | |
| <u>Automobile</u> | | | | | | | | | |
| 15 | Same day | 1973 | 11,135 | 10,123 | 13,940 | 15,107 | 16,688 | 18,799 | 85,792 |
| 16 | | 1974 | 8,934 | 8,953 | 11,495 | 13,512 | 14,994 | 18,672 | 76,560 |
| 17 | One night | 1973 | 964 | 842 | 1,359 | 1,654 | 1,913 | 2,263 | 8,995 |
| 18 | | 1974 | 695 | 631 | 885 | 999 | 1,272 | 1,509 | 5,991 |
| 19 | Two or more nights | 1973 | 4,317 | 4,590 | 7,429 | 8,382 | 8,859 | 9,213 | 42,790 |
| 20 | | 1974 | 3,383 | 3,307 | 5,215 | 6,352 | 7,382 | 7,374 | 33,013 |
| 21 | Total | 1973 | 16,416 | 15,555 | 22,728 | 25,143 | 27,460 | 30,275 | 137,577 |
| 22 | | 1974 | 13,012 | 12,891 | 17,595 | 20,863 | 23,648 | 27,555 | 115,564 |
| 23 | Trucks used commercially | 1973 | 2,467 | 2,418 | 2,686 | 2,937 | 3,778 | 3,379 | 17,665 |
| 24 | | 1974 | 2,513 | 2,361 | 2,823 | 2,899 | 2,976 | 3,814 | 17,386 |
| 25 | Other vehicles | 1973 | 102 | 195 | 50 | 86 | 244 | 386 | 1,063 |
| 26 | | 1974 | 85 | 248 | 48 | 140 | 274 | 421 | 1,216 |
| 27 | Total | 1973 | 18,985 | 18,168 | 25,464 | 28,166 | 31,482 | 34,040 | 156,305 |
| 28 | | 1974 | 15,610 | 15,500 | 20,466 | 23,902 | 26,898 | 31,790 | 134,166 |
| Total vehicles | | | | | | | | | |
| <u>Automobile</u> | | | | | | | | | |
| 29 | Same day | 1973 | 23,896 | 22,005 | 28,533 | 28,612 | 34,177 | 39,782 | 177,005 |
| 30 | | 1974 | 18,599 | 18,494 | 22,373 | 24,502 | 27,894 | 38,033 | 149,895 |
| 31 | One night | 1973 | 2,370 | 1,959 | 2,899 | 3,078 | 4,115 | 6,048 | 20,469 |
| 32 | | 1974 | 1,744 | 1,526 | 2,216 | 2,121 | 2,836 | 4,533 | 14,976 |
| 33 | Two or more nights | 1973 | 7,687 | 7,813 | 11,689 | 13,362 | 18,354 | 29,004 | 87,909 |
| 34 | | 1974 | 6,553 | 6,539 | 9,541 | 10,923 | 15,154 | 24,394 | 73,104 |
| 35 | Total | 1973 | 33,953 | 31,777 | 43,121 | 45,052 | 56,646 | 74,834 | 285,383 |
| 36 | | 1974 | 26,896 | 26,559 | 34,130 | 37,546 | 45,884 | 66,960 | 237,975 |
| 37 | Trucks used commercially | 1973 | 4,969 | 4,916 | 5,608 | 5,456 | 7,168 | 7,102 | 35,219 |
| 38 | | 1974 | 5,953 | 6,016 | 6,820 | 6,785 | 7,635 | 8,875 | 42,084 |
| 39 | Other vehicles | 1973 | 173 | 200 | 71 | 177 | 416 | 681 | 1,718 |
| 40 | | 1974 | 157 | 266 | 107 | 161 | 385 | 745 | 1,821 |
| 41 | Total | 1973 | 39,095 | 36,893 | 48,800 | 50,685 | 64,230 | 82,617 | 322,320 |
| 42 | | 1974 | 33,006 | 32,841 | 41,057 | 44,492 | 53,904 | 76,580 | 281,880 |

TABLEAU 10D. Nombre de véhicules voyageant entre le Canada et les États-Unis

| J | A | S | O | N | D | Year - Année | Genre de véhicule | N ^o |
|--------------------------|---------|--------|--------|--------|--------|--------------------|--------------------------|----------------|
| Véhicules des États-Unis | | | | | | | | |
| 28,930 | 25,719 | 18,171 | 14,686 | 12,073 | 11,020 | 201,812 | 1973 Automobile | 1 |
| 23,573 | 21,643 | 13,362 | | | | | 1974 | 2 |
| 5,766 | 5,491 | 3,063 | 1,958 | 1,417 | 1,305 | 30,474 | 1973 Une nuit | 3 |
| 4,355 | 4,226 | 1,697 | | | | | 1974 | 4 |
| 30,107 | 24,024 | 14,537 | 8,707 | 5,506 | 4,659 | 132,659 | 1973 Deux nuits ou plus | 5 |
| 22,643 | 23,614 | 9,797 | | | | | 1974 | 6 |
| 64,803 | 55,234 | 35,771 | 25,351 | 18,996 | 16,984 | 364,945 | 1973 Total | 7 |
| 50,571 | 49,483 | 24,856 | | | | | 1974 | 8 |
| 3,146 | 3,657 | 3,331 | 4,221 | 3,788 | 3,245 | 38,942 | 1973 Camions commerciaux | 9 |
| 4,304 | 3,814 | 3,352 | | | | | 1974 | 10 |
| 552 | 418 | 129 | 30 | 2 | 3 | 1,789 | 1973 Autres véhicules | 11 |
| 565 | 355 | 50 | | | | | 1974 | 12 |
| 68,501 | 59,309 | 39,231 | 29,602 | 22,786 | 20,232 | 405,676 | 1973 Total | 13 |
| 55,440 | 53,652 | 28,258 | | | | | 1974 | 14 |
| Véhicules du Canada | | | | | | | | |
| 26,880 | 26,371 | 17,696 | 15,323 | 11,939 | 10,789 | 194,790 | 1973 Automobile | 15 |
| 23,862 | 25,247 | 15,898 | | | | | 1974 | 16 |
| 3,763 | 4,210 | 2,444 | 1,819 | 1,309 | 888 | 23,428 | 1973 Une nuit | 17 |
| 2,557 | 2,971 | 1,574 | | | | | 1974 | 18 |
| 18,312 | 22,387 | 13,277 | 9,931 | 5,774 | 3,731 | 116,202 | 1973 Deux nuits ou plus | 19 |
| 14,048 | 20,865 | 11,454 | | | | | 1974 | 20 |
| 48,955 | 52,968 | 33,417 | 27,073 | 19,022 | 15,408 | 334,420 | 1973 Total | 21 |
| 40,467 | 49,083 | 28,926 | | | | | 1974 | 22 |
| 2,950 | 3,676 | 3,144 | 4,369 | 3,052 | 2,502 | 37,358 | 1973 Camions commerciaux | 23 |
| 3,131 | 3,033 | 3,107 | | | | | 1974 | 24 |
| 490 | 484 | 162 | 100 | 22 | 71 | 2,392 | 1973 Autres véhicules | 25 |
| 541 | 404 | 109 | | | | | 1974 | 26 |
| 52,395 | 57,128 | 36,723 | 31,542 | 22,096 | 17,981 | 374,170 | 1973 Total | 27 |
| 44,139 | 52,520 | 32,142 | | | | | 1974 | 28 |
| Total, véhicules | | | | | | | | |
| 55,810 | 52,090 | 35,867 | 30,009 | 24,012 | 21,809 | 396,602 | 1973 Automobile | 29 |
| 47,435 | 46,890 | 29,260 | | | | | 1974 | 30 |
| 9,529 | 9,701 | 5,507 | 3,777 | 2,726 | 2,193 | 53,902 | 1973 Une nuit | 31 |
| 6,912 | 7,197 | 3,271 | | | | | 1974 | 32 |
| 48,419 | 46,411 | 27,814 | 18,638 | 11,280 | 8,390 | 248,861 | 1973 Deux nuits ou plus | 33 |
| 36,691 | 44,479 | 21,251 | | | | | 1974 | 34 |
| 113,758 | 108,202 | 69,188 | 52,424 | 38,018 | 32,392 | 699,365 | 1973 Total | 35 |
| 91,038 | 98,566 | 53,782 | | | | | 1974 | 36 |
| 6,096 | 7,333 | 6,475 | 8,590 | 6,840 | 5,747 | 76,300 | 1973 Camions commerciaux | 37 |
| 7,435 | 6,847 | 6,459 | | | | | 1974 | 38 |
| 1,042 | 902 | 291 | 130 | 24 | 74 | 4,181 | 1973 Autres véhicules | 39 |
| 1,106 | 759 | 159 | | | | | 1974 | 40 |
| 120,896 | 116,437 | 75,954 | 61,144 | 44,882 | 38,213 | 779,846 | 1973 Total | 41 |
| 99,579 | 106,172 | 60,400 | | | | | 1974 | 42 |

TABLE 11A. Non-resident Travellers Entering Canada by Type of Transportation

| No. | Type of transportation | | J | F | M | A | M | J | Six months - Six mois |
|---|------------------------------|------|--------|--------|--------|--------|--------|--------|-----------------------------|
| Residents of the United States | | | | | | | | | |
| <u>Land</u> | | | | | | | | | |
| 1 | Automobile | 1973 | 9,207 | 9,581 | 12,672 | 13,360 | 19,800 | 32,475 | 97,095 |
| 2 | | 1974 | 8,400 | 8,086 | 11,036 | 12,369 | 17,760 | 29,889 | 87,540 |
| 3 | Same day | 1973 | 6,855 | 7,193 | 8,760 | 8,993 | 11,661 | 12,460 | 55,922 |
| 4 | | 1974 | 6,539 | 5,967 | 8,305 | 8,672 | 10,967 | 12,743 | 53,193 |
| 5 | One night | 1973 | 648 | 779 | 1,110 | 921 | 1,044 | 1,617 | 6,119 |
| 6 | | 1974 | 483 | 588 | 671 | 770 | 973 | 1,702 | 5,187 |
| 7 | Two or more nights | 1973 | 1,704 | 1,609 | 2,802 | 3,446 | 7,095 | 18,398 | 35,054 |
| 8 | | 1974 | 1,378 | 1,531 | 2,060 | 2,927 | 5,820 | 15,444 | 29,160 |
| 9 | Bus | 1973 | 22 | 122 | 148 | 454 | 1,097 | 194 | 2,037 |
| 10 | | 1974 | 116 | 153 | 380 | 100 | 852 | 447 | 2,048 |
| 11 | Same day | 1973 | - | 55 | - | 116 | 938 | 46 | 1,155 |
| 12 | | 1974 | - | 76 | 95 | 9 | 489 | 45 | 714 |
| 13 | One or more nights | 1973 | 22 | 67 | 148 | 338 | 159 | 148 | 882 |
| 14 | | 1974 | 116 | 77 | 285 | 91 | 363 | 402 | 1,334 |
| 15 | Rail | 1973 | - | - | - | - | - | - | - |
| 16 | | 1974 | - | - | - | - | - | - | - |
| 17 | Other Methods | 1973 | 699 | 618 | 824 | 865 | 1,245 | 1,089 | 5,340 |
| 18 | | 1974 | 266 | 247 | 306 | 355 | 428 | 603 | 2,205 |
| 19 | Total land | 1973 | 9,928 | 10,321 | 13,644 | 14,679 | 22,142 | 33,758 | 104,472 |
| 20 | | 1974 | 8,782 | 8,486 | 11,722 | 12,824 | 19,040 | 30,939 | 91,793 |
| <u>Air</u> | | | | | | | | | |
| 21 | Commercial | 1973 | - | - | - | - | 24 | 34 | 58 |
| 22 | | 1974 | - | - | 15 | - | 19 | - | 34 |
| 23 | Private | 1973 | 71 | 41 | 141 | 124 | 527 | 1,278 | 2,182 |
| 24 | | 1974 | 59 | 73 | 103 | 159 | 392 | 1,235 | 2,021 |
| 25 | Total air | 1973 | 71 | 41 | 141 | 124 | 551 | 1,312 | 2,240 |
| 26 | | 1974 | 59 | 73 | 118 | 159 | 411 | 1,235 | 2,055 |
| <u>Marine</u> | | | | | | | | | |
| 27 | Commercial | 1973 | - | - | - | - | - | - | - |
| 28 | | 1974 | - | - | - | - | - | - | - |
| 29 | Private | 1973 | - | - | - | - | - | - | - |
| 30 | | 1974 | - | - | - | - | - | - | - |
| 31 | Total marine | 1973 | - | - | - | - | - | - | - |
| 32 | | 1974 | - | - | - | - | - | - | - |
| 33 | Total | 1973 | 9,999 | 10,362 | 13,785 | 14,803 | 22,693 | 35,070 | 106,712 |
| 34 | | 1974 | 8,841 | 8,559 | 11,840 | 12,983 | 19,451 | 32,174 | 93,848 |
| Residents of countries other than the United States | | | | | | | | | |
| <u>Land (via the U.S.A.)</u> | | | | | | | | | |
| 35 | Same day | 1973 | 1 | - | 3 | 3 | 3 | 21 | 31 |
| 36 | | 1974 | 1 | - | 1 | - | 5 | 15 | 22 |
| 37 | One or more nights | 1973 | 7 | 4 | 10 | 21 | 44 | 79 | 165 |
| 38 | | 1974 | 4 | 1 | 1 | 7 | 19 | 65 | 97 |
| 39 | Total land | 1973 | 8 | 4 | 13 | 24 | 47 | 100 | 196 |
| 40 | | 1974 | 5 | 1 | 2 | 7 | 24 | 80 | 119 |
| <u>Air</u> | | | | | | | | | |
| 41 | Entering direct | 1973 | - | - | - | - | - | - | - |
| 42 | | 1974 | - | - | - | - | - | - | - |
| 43 | Entering via the U.S.A. | 1973 | - | - | - | 2 | - | - | 2 |
| 44 | | 1974 | - | - | - | - | - | - | - |
| 45 | Total air | 1973 | - | - | - | 2 | - | - | 2 |
| 46 | | 1974 | - | - | - | - | - | - | - |
| <u>Marine</u> | | | | | | | | | |
| 47 | Entering direct | 1973 | - | - | - | - | - | - | - |
| 48 | | 1974 | - | - | - | - | - | - | - |
| 49 | Entering via the U.S.A. | 1973 | - | - | - | - | - | - | - |
| 50 | | 1974 | - | - | - | - | - | - | - |
| 51 | Total marine | 1973 | - | - | - | - | - | - | - |
| 52 | | 1974 | - | - | - | - | - | - | - |
| 53 | Total | 1973 | 8 | 4 | 13 | 26 | 47 | 100 | 198 |
| 54 | | 1974 | 5 | 1 | 2 | 7 | 24 | 80 | 119 |
| 55 | Grand total | 1973 | 10,007 | 10,366 | 13,798 | 14,829 | 22,740 | 35,170 | 106,910 |
| 56 | | 1974 | 8,846 | 8,560 | 11,842 | 12,990 | 19,475 | 32,254 | 93,967 |

TABLEAU 11A. Voyageurs non résidents entrant au Canada, selon le moyen de transport

| J | A | S | O | N | D | Year - Année | Moyen de transport | N ^o |
|--|--------|--------|--------|--------|-------|--------------------|--------------------------------|----------------|
| Résidents des États-Unis | | | | | | | | |
| <u>Par terre</u> | | | | | | | | |
| 42,073 | 35,801 | 21,972 | 18,236 | 10,737 | 8,722 | 234,636 | 1973 Automobile | 1 |
| 35,813 | 32,327 | 19,499 | | | | | 1974 | 2 |
| 15,621 | 14,090 | 11,347 | 9,728 | 6,846 | 6,092 | 119,646 | 1973 Même jour | 3 |
| 14,216 | 13,900 | 11,126 | | | | | 1974 | 4 |
| 2,527 | 2,059 | 1,313 | 919 | 813 | 599 | 14,349 | 1973 Une nuit | 5 |
| 2,040 | 2,038 | 1,054 | | | | | 1974 | 6 |
| 23,925 | 19,652 | 9,312 | 7,589 | 3,078 | 2,031 | 100,641 | 1973 Deux nuits ou plus | 7 |
| 19,557 | 16,389 | 7,319 | | | | | 1974 | 8 |
| 1,072 | 616 | 104 | 223 | 21 | 147 | 4,220 | 1973 Autocar | 9 |
| 961 | 622 | 78 | | | | | 1974 | 10 |
| 155 | 134 | 17 | 167 | - | 147 | 1,775 | 1973 Même jour | 11 |
| 146 | 221 | - | | | | | 1974 | 12 |
| 917 | 482 | 87 | 56 | 21 | - | 2,445 | 1973 Une nuit ou plus | 13 |
| 815 | 401 | 78 | | | | | 1974 | 14 |
| - | - | - | - | - | - | - | 1973 Chemin de fer | 15 |
| - | - | - | - | - | - | - | 1974 | 16 |
| 1,150 | 1,314 | 1,180 | 985 | 584 | 334 | 10,887 | 1973 Autres moyens | 17 |
| 875 | 611 | 421 | | | | | 1974 | 18 |
| 44,295 | 37,731 | 23,256 | 19,444 | 11,342 | 9,203 | 249,743 | 1973 Total, par terre | 19 |
| 37,649 | 33,560 | 19,998 | | | | | 1974 | 20 |
| <u>Par air</u> | | | | | | | | |
| 209 | 16 | - | - | 1 | - | 284 | 1973 Commercial | 21 |
| 218 | 22 | 74 | | | | | 1974 | 22 |
| 855 | 575 | 289 | 426 | 134 | 42 | 4,503 | 1973 Privé | 23 |
| 662 | 629 | 436 | | | | | 1974 | 24 |
| 1,064 | 591 | 289 | 426 | 135 | 42 | 4,787 | 1973 Total, par air | 25 |
| 880 | 651 | 510 | | | | | 1974 | 26 |
| <u>Par mer</u> | | | | | | | | |
| - | - | - | - | - | - | - | 1973 Commercial | 27 |
| - | - | - | - | - | - | - | 1974 | 28 |
| - | - | - | - | - | - | - | 1973 Privé | 29 |
| - | - | - | - | - | - | - | 1974 | 30 |
| - | - | - | - | - | - | - | 1973 Total, par mer | 31 |
| - | - | - | - | - | - | - | 1974 | 32 |
| 45,359 | 38,322 | 23,545 | 19,870 | 11,477 | 9,245 | 254,530 | 1973 Total | 33 |
| 38,529 | 34,211 | 20,508 | | | | | 1974 | 34 |
| Résidents des pays autres que les États-Unis | | | | | | | | |
| <u>Par terre (via les É.-U.)</u> | | | | | | | | |
| 28 | 26 | 14 | 1 | 2 | 1 | 103 | 1973 Même jour | 35 |
| 16 | 14 | 17 | | | | | 1974 | 36 |
| 175 | 108 | 78 | 13 | 8 | 6 | 559 | 1973 Une nuit ou plus | 37 |
| 135 | 104 | 45 | | | | | 1974 | 38 |
| 203 | 134 | 92 | 14 | 10 | 7 | 656 | 1973 Total, par terre | 39 |
| 151 | 118 | 62 | | | | | 1974 | 40 |
| <u>Par air</u> | | | | | | | | |
| - | - | - | - | - | - | - | 1973 Entrée directe | 41 |
| - | - | - | - | - | - | - | 1974 | 42 |
| - | - | - | - | - | - | 2 | 1973 Entrée via les É.U. | 43 |
| - | - | 2 | | | | | 1974 | 44 |
| - | - | - | - | - | - | 2 | 1973 Total, par air | 45 |
| - | - | 2 | | | | | 1974 | 46 |
| <u>Par mer</u> | | | | | | | | |
| - | - | - | - | - | - | - | 1973 Entrée directe | 47 |
| - | - | - | - | - | - | - | 1974 | 48 |
| - | - | - | - | - | - | - | 1973 Entrée via les É.-U. | 49 |
| - | - | - | - | - | - | - | 1974 | 50 |
| - | - | - | - | - | - | - | 1973 Total, par mer | 51 |
| - | - | - | - | - | - | - | 1974 | 52 |
| 203 | 134 | 92 | 14 | 10 | 7 | 658 | 1973 Total | 53 |
| 151 | 118 | 64 | | | | | 1974 | 54 |
| 45,562 | 38,456 | 23,637 | 19,884 | 11,487 | 9,252 | 255,188 | 1973 Total global | 55 |
| 38,680 | 34,329 | 20,572 | | | | | 1974 | 56 |

TABLE 11B. Non-Resident Travellers Entering Canada by Country of Residence(1) - Continued

| No. | Country of residence | J | F | M | A | M | J | Six months - Six mois |
|-------------------------|---------------------------------------|---|---|----|----|----|----|-----------------------------|
| <u>Europe</u> | | | | | | | | |
| 1 | Austria 1973 | - | - | - | - | - | 2 | 2 |
| 2 | 1974 | - | - | - | - | - | - | - |
| 3 | Azores 1973 | - | - | - | - | - | - | - |
| 4 | 1974 | - | - | - | - | - | - | - |
| 5 | Belgium 1973 | - | - | - | - | - | - | - |
| 6 | 1974 | - | - | - | - | - | - | - |
| 7 | Bulgaria 1973 | - | - | - | - | - | - | - |
| 8 | 1974 | - | - | - | - | - | - | - |
| 9 | Czechoslovakia 1973 | - | - | - | - | - | - | - |
| 10 | 1974 | - | - | - | - | - | - | - |
| 11 | Denmark 1973 | - | - | 1 | - | - | 2 | 3 |
| 12 | 1974 | - | - | - | 2 | - | 1 | 3 |
| 13 | Finland 1973 | - | - | - | - | - | - | - |
| 14 | 1974 | 1 | - | - | - | - | - | 1 |
| 15 | France 1973 | - | - | - | - | - | 8 | 8 |
| 16 | 1974 | - | - | - | - | - | 2 | 2 |
| 17 | Germany (Federal Republic) 1973 | 1 | - | - | 2 | 3 | 5 | 11 |
| 18 | 1974 | - | - | 1 | - | 2 | 5 | 8 |
| 19 | Greece 1973 | - | - | - | - | - | - | - |
| 20 | 1974 | - | - | - | - | - | - | - |
| 21 | Hungary 1973 | - | - | - | - | - | - | - |
| 22 | 1974 | - | - | - | - | - | - | - |
| 23 | Ireland (Republic) 1973 | - | - | - | 1 | - | - | 1 |
| 24 | 1974 | - | - | - | - | - | - | - |
| 25 | Italy 1973 | - | - | - | - | - | 4 | 4 |
| 26 | 1974 | - | - | - | - | - | - | - |
| 27 | Malta 1973 | - | - | - | - | - | - | - |
| 28 | 1974 | - | - | - | - | - | - | - |
| 29 | Netherlands, The 1973 | 2 | - | 4 | 11 | 3 | 1 | 21 |
| 30 | 1974 | - | 1 | - | - | - | 6 | 7 |
| 31 | Norway 1973 | 1 | - | 2 | 1 | 3 | 9 | 16 |
| 32 | 1974 | 1 | - | - | - | - | 14 | 15 |
| 33 | Poland 1973 | - | - | - | - | - | - | - |
| 34 | 1974 | - | - | - | - | - | - | - |
| 35 | Portugal 1973 | - | - | - | - | - | - | - |
| 36 | 1974 | - | - | - | - | - | - | - |
| 37 | Rumania 1973 | - | - | - | - | - | - | - |
| 38 | 1974 | - | - | - | - | - | - | - |
| 39 | Spain 1973 | - | - | - | - | - | - | - |
| 40 | 1974 | - | - | - | - | - | - | - |
| 41 | Sweden 1973 | - | - | - | 1 | 4 | 10 | 15 |
| 42 | 1974 | - | - | 1 | - | - | 1 | 2 |
| 43 | Switzerland 1973 | - | - | 2 | - | 1 | 9 | 12 |
| 44 | 1974 | - | - | - | - | - | 4 | 4 |
| 45 | Turkey 1973 | - | - | - | - | - | - | - |
| 46 | 1974 | - | - | - | - | - | - | - |
| 47 | United Kingdom 1973 | 2 | - | 2 | 3 | 8 | 29 | 44 |
| 48 | 1974 | 3 | - | - | 2 | 18 | 22 | 45 |
| 49 | U.S.S.R. 1973 | - | - | - | - | - | - | - |
| 50 | 1974 | - | - | - | - | - | - | - |
| 51 | Yugoslavia 1973 | - | - | - | - | - | - | - |
| 52 | 1974 | - | - | - | - | - | - | - |
| 53 | Other 1973 | - | - | - | - | - | - | - |
| 54 | 1974 | - | - | - | - | - | - | - |
| 55 | Total 1973 | 6 | - | 11 | 19 | 22 | 79 | 137 |
| 56 | 1974 | 5 | 1 | 2 | 4 | 20 | 55 | 87 |
| <u>Africa</u> | | | | | | | | |
| 57 | Algeria 1973 | - | - | - | - | - | - | - |
| 58 | 1974 | - | - | - | - | - | - | - |
| 59 | Egypt 1973 | - | - | - | - | - | - | - |
| 60 | 1974 | - | - | - | - | - | - | - |
| 61 | Rhodesia 1973 | - | - | - | - | - | - | - |
| 62 | 1974 | - | - | - | - | - | - | - |
| 63 | South Africa 1973 | 1 | - | - | 2 | - | - | 3 |
| 64 | 1974 | - | - | - | - | - | - | - |
| 65 | Other 1973 | - | - | - | - | - | - | - |
| 66 | 1974 | - | - | - | - | - | 1 | 1 |
| 67 | Total 1973 | 1 | - | - | 2 | - | - | 3 |
| 68 | 1974 | - | - | - | - | - | 1 | 1 |
| <u>Asia (Continued)</u> | | | | | | | | |
| 69 | Bangladesh 1973 | - | - | - | - | - | - | - |
| 70 | 1974 | - | - | - | - | - | - | - |
| 71 | China 1973 | - | - | - | - | - | - | - |
| 72 | 1974 | - | - | - | - | - | - | - |
| 73 | Hong Kong 1973 | - | - | - | - | - | - | - |
| 74 | 1974 | - | - | - | - | - | - | - |
| 75 | India 1973 | - | - | - | - | 1 | - | 1 |
| 76 | 1974 | - | - | - | - | - | - | - |

See footnote(s) at the end of the table.

TABLEAU 11B. Voyageurs non résidents entrant au Canada, selon le pays de résidence(1) - suite

| J | A | S | O | N | D | Year - Année | Pays de résidence | N ^o |
|---------------------|-----|----|----|---|---|--------------------|--|----------------|
| <u>Europe</u> | | | | | | | | |
| 4 | - | 2 | - | - | - | 8 | 1973 Autriche | 1 |
| 2 | - | 1 | - | - | - | 1974 | 1974 | 2 |
| - | - | - | - | - | - | - | 1973 Açores | 3 |
| - | - | - | - | - | - | - | 1974 | 4 |
| 10 | 2 | 4 | - | - | - | 16 | 1973 Belgique | 5 |
| - | - | - | - | - | - | 1974 | 1974 | 6 |
| - | - | - | - | - | - | - | 1973 Bulgarie | 7 |
| - | - | - | - | - | - | 1974 | 1974 | 8 |
| - | 1 | - | - | - | - | 1 | 1973 Tchécoslovaquie | 9 |
| - | - | - | - | - | - | 1974 | 1974 | 10 |
| 16 | 3 | - | 2 | - | - | 24 | 1973 Danemark | 11 |
| 3 | 3 | 2 | - | - | - | 1974 | 1974 | 12 |
| 1 | - | - | - | - | - | 1 | 1973 Finlande | 13 |
| 1 | - | - | - | - | - | 1974 | 1974 | 14 |
| 13 | 6 | - | - | - | - | 27 | 1973 France | 15 |
| - | 3 | 1 | - | - | - | 1974 | 1974 | 16 |
| 21 | 33 | 4 | - | - | 1 | 70 | 1973 Allemagne (République fédérale) | 17 |
| 29 | 19 | 9 | - | - | - | 1974 | 1974 | 18 |
| 1 | - | - | - | - | - | 1 | 1973 Grèce | 19 |
| - | - | - | - | - | - | 1974 | 1974 | 20 |
| - | - | - | - | - | - | - | 1973 Hongrie | 21 |
| - | 1 | - | - | - | - | 1974 | 1974 | 22 |
| - | - | 5 | - | - | - | 6 | 1973 Irlande (République) | 23 |
| 6 | - | 2 | - | - | - | 1974 | 1974 | 24 |
| - | - | - | - | - | - | 4 | 1973 Italie | 25 |
| - | 3 | - | - | - | - | 1974 | 1974 | 26 |
| - | - | - | - | - | - | - | 1973 Malte | 27 |
| - | - | - | - | - | - | 1974 | 1974 | 28 |
| 16 | 7 | 14 | 2 | - | 1 | 61 | 1973 Pays-Bas | 29 |
| 22 | 2 | 1 | - | - | - | 1974 | 1974 | 30 |
| 35 | 20 | 1 | - | - | - | 72 | 1973 Norvège | 31 |
| 7 | 4 | 3 | - | - | - | 1974 | 1974 | 32 |
| - | - | - | - | - | - | - | 1973 Pologne | 33 |
| 1 | - | - | - | - | - | 1974 | 1974 | 34 |
| - | - | - | - | - | - | - | 1973 Portugal | 35 |
| - | - | - | - | - | - | 1974 | 1974 | 36 |
| - | - | - | - | - | - | - | 1973 Roumanie | 37 |
| - | - | - | - | - | - | 1974 | 1974 | 38 |
| - | - | - | - | - | - | - | 1973 Espagne | 39 |
| - | - | - | - | - | - | 1974 | 1974 | 40 |
| 1 | - | - | - | - | - | 16 | 1973 Suède | 41 |
| 1 | 2 | 4 | - | - | - | 1974 | 1974 | 42 |
| 6 | 4 | 2 | - | - | - | 24 | 1973 Suisse | 43 |
| 6 | - | 3 | - | - | - | 1974 | 1974 | 44 |
| - | - | - | - | - | - | - | 1973 Turquie | 45 |
| - | - | - | - | - | - | 1974 | 1974 | 46 |
| 38 | 27 | 28 | 5 | 5 | 1 | 148 | 1973 Royaume-Uni | 47 |
| 52 | 48 | 22 | - | - | - | 1974 | 1974 | 48 |
| - | - | - | - | - | - | - | 1973 U.R.S.S. | 49 |
| - | - | - | - | - | - | 1974 | 1974 | 50 |
| 2 | - | - | - | - | - | 2 | 1973 Yougoslavie | 51 |
| 1 | 1 | - | - | - | - | 1974 | 1974 | 52 |
| - | - | 1 | 1 | - | - | 2 | 1973 Autres | 53 |
| - | - | - | - | - | - | 1974 | 1974 | 54 |
| 164 | 103 | 61 | 10 | 5 | 3 | 483 | 1973 Total | 55 |
| 131 | 86 | 48 | - | - | - | 1974 | 1974 | 56 |
| <u>Afrique</u> | | | | | | | | |
| - | - | - | - | - | - | - | 1973 Algérie | 57 |
| - | - | - | - | - | - | - | 1974 | 58 |
| - | - | - | - | - | - | - | 1973 Égypte | 59 |
| - | 2 | - | - | - | - | - | 1974 | 60 |
| - | 3 | - | - | - | - | 3 | 1973 Rhodésie | 61 |
| - | - | - | - | - | - | 1974 | 1974 | 62 |
| - | - | 5 | - | - | - | 8 | 1973 Afrique du Sud | 63 |
| 3 | 1 | 1 | - | - | - | 1974 | 1974 | 64 |
| 2 | - | - | - | - | - | 2 | 1973 Autres | 65 |
| - | 4 | - | - | - | - | 1974 | 1974 | 66 |
| 2 | 3 | 5 | - | - | - | 13 | 1973 Total | 67 |
| 3 | 7 | 1 | - | - | - | 1974 | 1974 | 68 |
| <u>Asie (suite)</u> | | | | | | | | |
| - | - | - | - | - | - | - | 1973 Bangladesh | 69 |
| - | - | 1 | - | - | - | - | 1974 | 70 |
| - | - | - | - | - | - | - | 1973 Chine | 71 |
| - | - | - | - | - | - | - | 1974 | 72 |
| - | - | 1 | - | - | 3 | 4 | 1973 Hong-Kong | 73 |
| - | - | 4 | - | - | - | 1974 | 1974 | 74 |
| 2 | - | - | - | 2 | - | 5 | 1973 Inde | 75 |
| - | - | - | - | - | - | 1974 | 1974 | 76 |

Voir renvoi(s) à la fin du tableau.

TABLE 11B. Non-resident Travellers Entering Canada by Country of Residence(1) - Concluded

| No. | Country of residence | J | F | M | A | M | J | Six months - Six mois |
|---|------------------------------------|--------|--------|--------|--------|--------|--------|-----------------------------|
| <u>Asia - Concluded</u> | | | | | | | | |
| 1 | Israel 1973 | - | - | - | - | - | - | - |
| 2 | 1974 | - | - | - | - | - | - | - |
| 3 | Japan 1973 | - | - | - | - | - | 4 | 4 |
| 4 | 1974 | - | - | - | - | 2 | - | 2 |
| 5 | Korea, South 1973 | - | - | - | - | - | 2 | 2 |
| 6 | 1974 | - | - | - | - | - | - | - |
| 7 | Lebanon 1973 | - | - | - | - | - | - | - |
| 8 | 1974 | - | - | - | - | - | - | - |
| 9 | Pakistan 1973 | - | - | - | - | - | - | - |
| 10 | 1974 | - | - | - | - | - | - | - |
| 11 | Philippines 1973 | - | - | - | - | - | - | - |
| 12 | 1974 | - | - | - | - | 1 | - | 1 |
| 13 | Sri Lanka 1973 | - | - | - | - | - | 7 | 7 |
| 14 | 1974 | - | - | - | - | - | - | - |
| 15 | Syria 1973 | - | - | - | - | - | - | - |
| 16 | 1974 | - | - | - | - | - | - | - |
| 17 | Taiwan 1973 | - | - | - | - | - | - | - |
| 18 | 1974 | - | - | - | - | - | - | - |
| 19 | Other 1973 | - | - | - | - | - | - | - |
| 20 | 1974 | - | - | - | - | - | - | - |
| 21 | Total 1973 | - | - | - | - | 4 | - | 4 |
| 22 | 1974 | - | - | - | - | - | 13 | 13 |
| <u>North America, Central America and Caribbean</u> | | | | | | | | |
| 23 | Antigua 1973 | - | - | - | - | - | - | - |
| 24 | 1974 | - | - | - | - | - | - | - |
| 25 | Bahamas 1973 | - | - | - | - | - | - | - |
| 26 | 1974 | - | - | - | - | - | - | - |
| 27 | Barbados 1973 | - | - | - | - | - | - | - |
| 28 | 1974 | - | - | - | - | - | - | - |
| 29 | Bermuda 1973 | - | - | - | - | - | - | - |
| 30 | 1974 | - | - | - | - | - | - | - |
| 31 | Cuba 1973 | - | - | - | - | - | - | - |
| 32 | 1974 | - | - | - | - | - | - | - |
| 33 | Haiti 1973 | - | - | - | - | - | - | - |
| 34 | 1974 | - | - | - | - | - | - | - |
| 35 | Jamaica 1973 | - | - | - | - | - | - | - |
| 36 | 1974 | - | - | - | - | - | - | - |
| 37 | Mexico 1973 | - | 4 | 1 | - | 16 | 8 | 29 |
| 38 | 1974 | - | - | - | - | - | - | - |
| 39 | St. Pierre and Miquelon 1973 | - | - | - | - | - | - | - |
| 40 | 1974 | - | - | - | - | - | - | - |
| 41 | Trinidad and Tobago 1973 | - | - | - | - | - | - | - |
| 42 | 1974 | - | - | - | - | - | - | - |
| 43 | United States 1973 | 9,999 | 10,362 | 13,785 | 14,803 | 22,693 | 35,070 | 106,712 |
| 44 | 1974 | 8,841 | 8,559 | 11,840 | 12,983 | 19,451 | 32,174 | 93,848 |
| 45 | Other 1973 | - | - | - | - | - | 3 | 3 |
| 46 | 1974 | - | - | - | - | - | 1 | 1 |
| 47 | Total 1973 | 9,999 | 10,366 | 13,786 | 14,803 | 22,709 | 35,081 | 106,744 |
| 48 | 1974 | 8,841 | 8,559 | 11,840 | 12,983 | 19,452 | 32,175 | 93,850 |
| <u>South America</u> | | | | | | | | |
| 49 | Argentina 1973 | - | - | - | - | 1 | 1 | 2 |
| 50 | 1974 | - | - | - | 1 | - | - | 1 |
| 51 | Brazil 1973 | - | - | 1 | 2 | - | 4 | 7 |
| 52 | 1974 | - | - | - | 1 | - | 1 | 2 |
| 53 | Colombia 1973 | - | - | - | - | - | - | - |
| 54 | 1974 | - | - | - | - | - | - | - |
| 55 | Guyana 1973 | - | - | - | - | 1 | - | 1 |
| 56 | 1974 | - | - | - | - | - | - | - |
| 57 | Venezuela 1973 | - | - | - | - | - | - | - |
| 58 | 1974 | - | - | - | - | - | - | - |
| 59 | Other 1973 | - | - | - | - | - | 1 | 1 |
| 60 | 1974 | - | - | - | - | - | - | - |
| 61 | Total 1973 | - | - | 1 | 2 | 1 | 6 | 10 |
| 62 | 1974 | - | - | - | 2 | -1 | 1 | 4 |
| <u>Oceania and Other Ocean Islands</u> | | | | | | | | |
| 63 | Australia 1973 | 1 | - | - | 3 | - | 4 | 8 |
| 64 | 1974 | - | - | - | 1 | - | 7 | 8 |
| 65 | New Zealand 1973 | - | - | - | - | 4 | - | 4 |
| 66 | 1974 | - | - | - | - | 2 | 2 | 4 |
| 67 | Other 1973 | - | - | - | - | - | - | - |
| 68 | 1974 | - | - | - | - | - | - | - |
| 69 | Total 1973 | 1 | - | - | 3 | 4 | 4 | 12 |
| 70 | 1974 | - | - | - | 1 | 2 | 9 | 12 |
| 71 | Grand total 1973 | 10,007 | 10,366 | 13,798 | 14,829 | 22,740 | 35,170 | 106,910 |
| 72 | 1974 | 8,846 | 8,560 | 11,842 | 12,990 | 19,475 | 32,254 | 93,967 |

(1) Additional data are available by country on request.

TABLEAU 11B. Voyageurs non résidents entrant au Canada, selon le pays de résidence(1) - fin

| J | A | S | O | N | D | Year - Année | Pays de résidence | No |
|--|--------|--------|--------|--------|-------|--------------------|-----------------------------------|----|
| <u>Asie - fin</u> | | | | | | | | |
| - | - | - | - | - | - | - | 1973 Israël | 1 |
| - | 2 | - | - | - | - | - | 1974 | 2 |
| 12 | 10 | 8 | 2 | 1 | - | 35 | 1973 Japon | 3 |
| 5 | 12 | 1 | - | - | - | - | 1974 | 4 |
| - | - | - | - | - | - | - | 1973 Corée du Sud | 5 |
| - | - | - | - | - | - | - | 1974 | 6 |
| - | - | - | - | - | - | - | 1973 Liban | 7 |
| - | - | - | - | - | - | - | 1974 | 8 |
| - | - | - | - | - | - | - | 1973 Pakistan | 9 |
| - | 1 | - | - | - | - | - | 1974 | 10 |
| - | - | - | - | - | - | 1 | 1973 Philippines | 11 |
| - | 5 | - | - | - | - | - | 1974 | 12 |
| - | - | - | - | - | - | - | 1973 Sri Lanka | 13 |
| - | - | - | - | - | - | - | 1974 | 14 |
| - | - | - | - | - | - | - | 1973 Syrie | 15 |
| - | - | - | - | - | - | - | 1974 | 16 |
| - | - | 1 | - | - | - | 1 | 1973 Talwan | 17 |
| - | - | - | - | - | - | - | 1974 | 18 |
| - | 1 | 9 | - | - | - | 10 | 1973 Autres | 19 |
| - | 2 | - | - | - | - | - | 1974 | 20 |
| 14 | 11 | 19 | 2 | 3 | 3 | 56 | 1973 Total | 21 |
| 6 | 22 | 6 | - | - | - | - | 1974 | 22 |
| <u>Amérique du Nord, Amérique centrale et Antilles</u> | | | | | | | | |
| - | - | - | - | - | - | - | 1973 Antigua | 23 |
| - | - | - | - | - | - | - | 1974 | 24 |
| 5 | - | - | - | - | - | 5 | 1973 Bahamas | 25 |
| - | - | - | - | - | - | - | 1974 | 26 |
| - | - | 2 | - | - | - | 2 | 1973 Barbade | 27 |
| - | - | - | - | - | - | - | 1974 | 28 |
| - | - | - | - | - | - | - | 1973 Bermudes | 29 |
| - | - | - | - | - | - | - | 1974 | 30 |
| - | - | - | - | - | - | - | 1973 Cuba | 31 |
| - | - | - | - | - | - | - | 1974 | 32 |
| - | - | - | - | - | - | - | 1973 Haïti | 33 |
| - | - | - | - | - | - | - | 1974 | 34 |
| - | - | - | - | - | - | - | 1973 Jamaïque | 35 |
| - | - | 1 | - | - | - | - | 1974 | 36 |
| 2 | 3 | 2 | 1 | 2 | - | 37 | 1973 Mexique | 37 |
| - | 1 | 3 | - | - | - | - | 1974 | 38 |
| 3 | - | - | - | - | - | - | 1973 St. Pierre-et-Miquelon | 39 |
| - | - | - | - | - | - | - | 1974 | 40 |
| - | 1 | - | - | - | - | 1 | 1973 Trinité et Tobago | 41 |
| - | - | - | - | - | - | - | 1974 | 42 |
| 45,359 | 38,322 | 23,545 | 19,870 | 11,477 | 9,245 | 254,530 | 1973 États-Unis | 43 |
| 38,529 | 34,211 | 20,508 | - | - | - | - | 1974 | 44 |
| - | 7 | - | - | - | - | - | 1973 Autres | 45 |
| - | - | - | - | - | - | - | 1974 | 46 |
| 4 | - | - | - | - | - | - | 1973 Total | 47 |
| 45,364 | 38,333 | 23,549 | 19,871 | 11,479 | 9,245 | 254,585 | 1974 | 48 |
| 38,538 | 34,212 | 20,512 | - | - | - | - | <u>Amérique du Sud</u> | |
| - | - | 2 | - | - | - | 4 | 1973 Argentine | 49 |
| - | - | - | - | - | - | - | 1974 | 50 |
| 13 | - | - | - | - | - | 20 | 1973 Brésil | 51 |
| - | - | - | - | - | - | - | 1974 | 52 |
| 1 | - | - | 1 | - | - | 1 | 1973 Colombie | 53 |
| - | - | - | - | - | - | - | 1974 | 54 |
| - | - | - | - | - | - | - | 1973 Guyane | 55 |
| - | - | - | - | - | - | - | 1974 | 56 |
| - | - | - | - | - | - | - | 1973 Venezuela | 57 |
| - | - | - | - | - | - | - | 1974 | 58 |
| 2 | - | - | - | - | - | 3 | 1973 Autres | 59 |
| - | - | 1 | - | - | - | - | 1974 | 60 |
| 15 | - | 2 | 1 | - | - | 28 | 1973 Total | 61 |
| 1 | - | 1 | - | - | - | - | 1974 | 62 |
| <u>Océanie et autres îles océaniques</u> | | | | | | | | |
| 1 | 5 | - | - | - | 1 | 15 | 1973 Australie | 63 |
| - | 1 | 4 | - | - | - | - | 1974 | 64 |
| 2 | 1 | 1 | - | - | - | 8 | 1973 Nouvelle-Zélande | 65 |
| 1 | 1 | - | - | - | - | - | 1974 | 66 |
| - | - | - | - | - | - | - | 1973 Autres | 67 |
| - | - | - | - | - | - | - | 1974 | 68 |
| 3 | 6 | 1 | - | - | 1 | 23 | 1973 Total | 69 |
| 1 | 2 | 4 | - | - | - | - | 1974 | 70 |
| 45,562 | 38,456 | 23,637 | 19,884 | 11,487 | 9,252 | 255,188 | 1973 Total global | 71 |
| 38,680 | 34,329 | 20,572 | - | - | - | - | 1974 | 72 |

(1) D'autres renseignements sont disponibles par pays, sur demande.

TABLE 11C. Resident Travellers Returning to Canada by Type of Transportation

| No. | Type of transportation | J | F | M | A | M | J | Six months - Six mois |
|--|------------------------------------|--------|--------|--------|--------|--------|--------|-----------------------------|
| Returning from the United States(1) | | | | | | | | |
| <u>Land</u> | | | | | | | | |
| 1 | Automobile 1973 | 18,824 | 17,847 | 27,476 | 26,221 | 24,691 | 25,204 | 140,263 |
| 2 | 1974 | 13,408 | 13,275 | 15,926 | 24,960 | 23,410 | 25,731 | 116,710 |
| 3 | Same day 1973 | 12,694 | 12,557 | 18,127 | 16,952 | 16,330 | 16,807 | 93,467 |
| 4 | 1974 | 10,007 | 9,632 | 11,821 | 16,234 | 16,307 | 18,361 | 82,562 |
| 5 | One night 1973 | 959 | 789 | 1,347 | 1,388 | 1,529 | 1,237 | 7,249 |
| 6 | 1974 | 501 | 907 | 658 | 1,093 | 1,436 | 1,550 | 6,145 |
| 7 | Two or more nights 1973 | 5,171 | 4,501 | 8,002 | 7,881 | 6,832 | 7,160 | 39,547 |
| 8 | 1974 | 2,900 | 2,736 | 3,447 | 7,633 | 5,467 | 5,820 | 28,003 |
| 9 | Bus 1973 | 217 | 339 | 171 | 41 | 293 | 439 | 1,500 |
| 10 | 1974 | 124 | 182 | 2 | 144 | 386 | 402 | 1,240 |
| 11 | Same day 1973 | 30 | 57 | - | - | 17 | 259 | 363 |
| 12 | 1974 | - | - | - | 75 | 83 | 160 | 318 |
| 13 | One or more nights 1973 | 187 | 282 | 171 | 41 | 276 | 180 | 1,137 |
| 14 | 1974 | 124 | 182 | 2 | 69 | 303 | 242 | 922 |
| 15 | Rail 1973 | - | - | - | - | - | - | - |
| 16 | 1974 | - | - | - | - | - | - | - |
| 17 | Other methods 1973 | 1,181 | 931 | 1,407 | 1,181 | 1,502 | 1,455 | 7,657 |
| 18 | 1974 | 449 | 411 | 521 | 567 | 692 | 848 | 3,488 |
| 19 | Total land 1973 | 20,222 | 19,117 | 29,054 | 27,443 | 26,486 | 27,098 | 149,420 |
| 20 | 1974 | 13,981 | 13,868 | 16,449 | 25,671 | 24,488 | 26,981 | 121,438 |
| <u>Air</u> | | | | | | | | |
| 21 | Commercial 1973 | 94 | 97 | 180 | 188 | 38 | 2 | 599 |
| 22 | 1974 | - | - | 188 | 231 | 1 | - | 420 |
| 23 | Private 1973 | 87 | 79 | 121 | 118 | 112 | 95 | 612 |
| 24 | 1974 | 80 | 52 | 114 | 111 | 104 | 134 | 595 |
| 25 | Total air 1973 | 181 | 176 | 301 | 306 | 150 | 97 | 1,211 |
| 26 | 1974 | 80 | 52 | 302 | 342 | 105 | 134 | 1,015 |
| <u>Marine</u> | | | | | | | | |
| 27 | Commercial 1973 | - | - | - | - | - | - | - |
| 28 | 1974 | - | - | - | - | - | - | - |
| 29 | Private 1973 | - | - | - | - | - | - | - |
| 30 | 1974 | - | - | - | - | - | - | - |
| 31 | Total marine 1973 | - | - | - | - | - | - | - |
| 32 | 1974 | - | - | - | - | - | - | - |
| 33 | Total 1973 | 20,403 | 19,293 | 29,355 | 27,749 | 26,636 | 27,195 | 150,631 |
| 34 | 1974 | 14,061 | 13,920 | 16,751 | 26,013 | 24,593 | 27,115 | 122,453 |
| Returning from countries other than the United States(2) | | | | | | | | |
| <u>Land (via the U.S.A.)</u> | | | | | | | | |
| 35 | 1973 | 25 | - | 44 | 31 | 19 | 3 | 123 |
| 36 | 1974 | 45 | 36 | 42 | 40 | 7 | 4 | 174 |
| <u>Air</u> | | | | | | | | |
| 37 | Returning direct 1973 | - | 284 | - | - | 76 | 258 | 618 |
| 38 | 1974 | - | - | - | 175 | - | - | 175 |
| 39 | Returning via the U.S.A. 1973 | - | - | - | - | - | - | - |
| 40 | 1974 | - | - | 38 | 32 | - | - | 70 |
| 41 | Total air 1973 | - | 284 | - | - | 76 | 258 | 618 |
| 42 | 1974 | - | - | 38 | 207 | - | - | 245 |
| <u>Marine</u> | | | | | | | | |
| 43 | Returning direct 1973 | - | - | - | - | - | - | - |
| 44 | 1974 | - | - | - | - | - | - | - |
| 45 | Returning via the U.S.A. 1973 | - | - | - | - | - | - | - |
| 46 | 1974 | - | - | - | - | - | - | - |
| 47 | Total marine 1973 | - | - | - | - | - | - | - |
| 48 | 1974 | - | - | - | - | - | - | - |
| 49 | Total 1973 | 25 | 284 | 44 | 32 | 95 | 261 | 741 |
| 50 | 1974 | 45 | 36 | 80 | 247 | 7 | 4 | 419 |
| 51 | Grand total 1973 | 20,428 | 19,577 | 29,399 | 27,781 | 26,731 | 27,456 | 151,372 |
| 52 | 1974 | 14,106 | 13,956 | 16,831 | 26,260 | 24,600 | 27,119 | 122,872 |

(1) Continental United States and Alaska.

(2) Includes Hawaii, Puerto Rico, Philippines and other U.S. protectorates.

TABLEAU 11C. Voyageurs résidents revenant au Canada, selon le moyen de transport

| J | A | S | O | N | D | Year — Année | Noyen de transport | N ^o |
|---|--------|--------|--------|--------|--------|--------------------|----------------------------------|----------------|
| Rentrée des États-Unis(1) | | | | | | | | |
| | | | | | | | <u>Par terre</u> | |
| 40,020 | 38,681 | 26,595 | 24,768 | 17,127 | 14,041 | 301,495 | 1973 Automobile | 1 |
| 38,048 | 44,431 | 26,254 | | | | 1974 | 1974 | 2 |
| 19,513 | 18,398 | 17,023 | 14,989 | 11,294 | 10,891 | 185,575 | 1973 Même jour | 3 |
| 18,048 | 21,856 | 16,849 | | | | 1974 | 1974 | 4 |
| 2,267 | 1,762 | 1,367 | 1,393 | 1,220 | 558 | 15,816 | 1973 Une nuit | 5 |
| 1,995 | 2,243 | 1,385 | | | | 1974 | 1974 | 6 |
| 18,240 | 18,521 | 8,205 | 8,386 | 4,613 | 2,592 | 100,104 | 1973 Deux nuits ou plus | 7 |
| 17,958 | 20,332 | 8,020 | | | | 1974 | 1974 | 8 |
| 256 | 252 | 58 | 429 | 290 | 279 | 3,064 | 1973 Autocar | 9 |
| 448 | 314 | 67 | | | | 1974 | 1974 | 10 |
| 26 | — | 58 | 322 | 186 | 263 | 1,218 | 1973 Même jour | 11 |
| 65 | 64 | — | | | | 1974 | 1974 | 12 |
| 230 | 252 | — | 107 | 104 | 16 | 1,846 | 1973 Une nuit ou plus | 13 |
| 383 | 250 | 67 | | | | 1974 | 1974 | 14 |
| — | — | — | — | — | — | — | 1973 Chemin de fer | 15 |
| — | — | — | — | — | — | — | 1974 | 16 |
| 1,387 | 1,514 | 1,510 | 1,217 | 819 | 599 | 14,703 | 1973 Autres moyens | 17 |
| 949 | 888 | 594 | | | | 1974 | 1974 | 18 |
| 41,663 | 40,447 | 28,163 | 26,414 | 18,236 | 14,919 | 319,262 | 1973 Total, par terre | 19 |
| 39,398 | 45,633 | 26,915 | | | | 1974 | 1974 | 20 |
| | | | | | | | <u>Par air</u> | |
| 178 | 28 | — | — | 93 | 131 | 1,029 | 1973 Commercial | 21 |
| 37 | — | 94 | | | | 1974 | 1974 | 22 |
| 107 | 148 | 94 | 121 | 65 | 71 | 1,218 | 1973 Privé | 23 |
| 108 | 155 | 97 | | | | 1974 | 1974 | 24 |
| 285 | 176 | 94 | 121 | 158 | 202 | 2,247 | 1973 Total, par air | 25 |
| 145 | 155 | 191 | | | | 1974 | 1974 | 26 |
| | | | | | | | <u>Par mer</u> | |
| — | — | — | — | — | — | — | 1973 Commercial | 27 |
| — | — | — | — | — | — | — | 1974 | 28 |
| — | — | — | — | — | — | — | 1973 Privé | 29 |
| — | — | — | — | — | — | — | 1974 | 30 |
| — | — | — | — | — | — | — | 1973 Total, par mer | 31 |
| — | — | — | — | — | — | — | 1974 | 32 |
| 41,948 | 40,623 | 28,257 | 26,535 | 18,394 | 15,121 | 321,509 | 1973 Total | 33 |
| 39,543 | 45,788 | 27,106 | | | | 1974 | 1974 | 34 |
| Rentrée des pays autres que les États-Unis(2) | | | | | | | | |
| | | | | | | | <u>Par terre (via les É.-U.)</u> | |
| 9 | — | — | — | — | — | 132 | 1973 | 35 |
| 11 | 8 | — | | | | | 1974 | 36 |
| | | | | | | | <u>Par air</u> | |
| 515 | 536 | 321 | 245 | — | — | 2,235 | 1973 Rentrée directe | 37 |
| 143 | 189 | — | — | — | — | — | 1974 | 38 |
| — | — | — | — | — | — | — | 1973 Rentrée via les É.-U. | 39 |
| — | — | — | — | — | — | — | 1974 | 40 |
| 515 | 536 | 321 | 245 | — | — | 2,235 | 1973 Total, par air | 41 |
| 143 | 189 | — | | | | 1974 | 1974 | 42 |
| | | | | | | | <u>Par mer</u> | |
| — | — | — | — | — | — | — | 1973 Rentrée directe | 43 |
| — | — | — | — | — | — | — | 1974 | 44 |
| — | — | — | — | — | — | — | 1973 Rentrée via les É.-U. | 45 |
| — | — | — | — | — | — | — | 1974 | 46 |
| — | — | — | — | — | — | — | 1973 Total, par mer | 47 |
| — | — | — | — | — | — | — | 1974 | 48 |
| 524 | 536 | 321 | 245 | — | — | 2,367 | 1973 Total | 49 |
| 154 | 197 | — | | | | 1974 | 1974 | 50 |
| 42,472 | 41,159 | 28,578 | 26,780 | 18,394 | 15,121 | 323,876 | 1973 Total global | 51 |
| 39,697 | 45,985 | 27,106 | | | | 1974 | 1974 | 52 |

(1) États-Unis continentaux et Alaska.

(2) Comprend Hawaii, Porto Rico, Philippines et les autres protections des États-Unis.

TABLE 11D. Number of Vehicles Travelling Between Canada and the United States

| No. | Type of vehicle | | J | F | M | A | M | J | Six months - Six mois |
|------------------------|--------------------------------|------|--------|--------|--------|--------|--------|--------|-----------------------------|
| United States vehicles | | | | | | | | | |
| <u>Automobile</u> | | | | | | | | | |
| 1 | Same day | 1973 | 3,091 | 3,112 | 3,617 | 3,926 | 4,948 | 5,018 | 23,712 |
| 2 | | 1974 | 3,000 | 2,738 | 3,553 | 3,793 | 4,718 | 5,289 | 23,091 |
| 3 | One night | 1973 | 256 | 278 | 423 | 362 | 412 | 596 | 2,327 |
| 4 | | 1974 | 203 | 215 | 276 | 291 | 389 | 627 | 2,001 |
| 5 | Two or more nights | 1973 | 617 | 598 | 1,031 | 1,306 | 2,583 | 5,910 | 12,045 |
| 6 | | 1974 | 515 | 579 | 816 | 1,110 | 2,109 | 4,992 | 10,121 |
| 7 | Total | 1973 | 3,964 | 3,988 | 5,071 | 5,594 | 7,943 | 11,524 | 38,084 |
| 8 | | 1974 | 3,718 | 3,532 | 4,645 | 5,194 | 7,216 | 10,908 | 35,213 |
| 9 | Trucks used commercially | 1973 | 1,207 | 1,096 | 1,056 | 1,069 | 1,353 | 1,310 | 7,091 |
| 10 | | 1974 | 2,174 | 1,515 | 1,301 | 1,451 | 1,275 | 1,130 | 8,846 |
| 11 | Other vehicles | 1973 | 1 | 2 | 14 | 14 | 100 | 158 | 289 |
| 12 | | 1974 | 13 | 16 | 18 | 73 | 121 | 169 | 410 |
| 13 | Total | 1973 | 5,172 | 5,086 | 6,141 | 6,677 | 9,396 | 12,992 | 45,464 |
| 14 | | 1974 | 5,905 | 5,063 | 5,964 | 6,718 | 8,612 | 12,207 | 44,469 |
| Canadian vehicles | | | | | | | | | |
| <u>Automobile</u> | | | | | | | | | |
| 15 | Same day | 1973 | 5,313 | 5,127 | 6,960 | 6,688 | 6,452 | 6,755 | 37,295 |
| 16 | | 1974 | 4,354 | 4,049 | 4,866 | 6,305 | 6,494 | 7,189 | 33,257 |
| 17 | One night | 1973 | 377 | 320 | 537 | 531 | 592 | 496 | 2,853 |
| 18 | | 1974 | 208 | 326 | 281 | 435 | 549 | 600 | 2,399 |
| 19 | Two or more nights | 1973 | 1,727 | 1,659 | 2,888 | 2,785 | 2,456 | 2,607 | 14,122 |
| 20 | | 1974 | 955 | 972 | 1,278 | 2,495 | 1,921 | 2,051 | 9,672 |
| 21 | Total | 1973 | 7,417 | 7,106 | 10,385 | 10,004 | 9,500 | 9,858 | 54,270 |
| 22 | | 1974 | 5,517 | 5,347 | 6,425 | 9,235 | 8,964 | 9,840 | 45,328 |
| 23 | Trucks used commercially | 1973 | 1,673 | 2,530 | 3,368 | 2,958 | 3,417 | 3,110 | 17,056 |
| 24 | | 1974 | 2,233 | 2,041 | 2,217 | 1,856 | 1,823 | 1,756 | 11,926 |
| 25 | Other vehicles | 1973 | 1 | 2 | 55 | 51 | 139 | 181 | 429 |
| 26 | | 1974 | 4 | 17 | 4 | 68 | 173 | 244 | 510 |
| 27 | Total | 1973 | 9,091 | 9,638 | 13,808 | 13,013 | 13,056 | 13,149 | 71,755 |
| 28 | | 1974 | 7,754 | 7,405 | 8,646 | 11,159 | 10,960 | 11,840 | 57,764 |
| Total vehicles | | | | | | | | | |
| <u>Automobile</u> | | | | | | | | | |
| 29 | Same day | 1973 | 8,404 | 8,239 | 10,577 | 10,614 | 11,400 | 11,773 | 61,007 |
| 30 | | 1974 | 7,354 | 6,787 | 8,419 | 10,098 | 11,212 | 12,478 | 56,368 |
| 31 | One night | 1973 | 633 | 598 | 960 | 893 | 1,004 | 1,092 | 5,180 |
| 32 | | 1974 | 411 | 541 | 557 | 726 | 938 | 1,227 | 4,400 |
| 33 | Two or more nights | 1973 | 2,344 | 2,257 | 3,919 | 4,091 | 5,039 | 8,517 | 26,167 |
| 34 | | 1974 | 1,470 | 1,551 | 2,094 | 3,605 | 4,030 | 7,043 | 19,793 |
| 35 | Total | 1973 | 11,381 | 11,094 | 15,456 | 15,598 | 17,443 | 21,382 | 92,354 |
| 36 | | 1974 | 9,235 | 8,879 | 11,070 | 14,429 | 16,180 | 20,748 | 80,541 |
| 37 | Trucks used commercially | 1973 | 2,880 | 3,626 | 4,424 | 4,027 | 4,770 | 4,420 | 24,147 |
| 38 | | 1974 | 4,407 | 3,556 | 3,518 | 3,307 | 3,098 | 2,886 | 20,772 |
| 39 | Other vehicles | 1973 | 2 | 4 | 69 | 65 | 239 | 339 | 718 |
| 40 | | 1974 | 17 | 33 | 22 | 141 | 294 | 413 | 920 |
| 41 | Total | 1973 | 14,263 | 14,724 | 19,949 | 19,690 | 22,452 | 26,141 | 117,219 |
| 42 | | 1974 | 13,659 | 12,468 | 14,610 | 17,877 | 19,572 | 24,047 | 102,233 |

TABLEAU 11D. Nombre de véhicules voyageant entre le Canada et les États-Unis

| J | A | S | O | N | D | Year - Année | Genre de véhicule | N ^o |
|--------------------------|--------|--------|--------|--------|--------|--------------------|--------------------------------|----------------|
| Véhicules des États-Unis | | | | | | | | |
| | | | | | | | <u>Automobile</u> | |
| 5,796 | 5,627 | 4,857 | 4,265 | 3,077 | 2,734 | 50,068 | 1973 Même jour | 1 |
| 5,525 | 5,434 | 5,049 | | | | | 1974 | 2 |
| 810 | 711 | 505 | 358 | 310 | 235 | 5,256 | 1973 Une nuit | 3 |
| 671 | 736 | 448 | | | | | 1974 | 4 |
| 7,512 | 6,290 | 3,588 | 2,716 | 1,159 | 748 | 34,058 | 1973 Deux nuits ou plus | 5 |
| 6,264 | 5,384 | 2,858 | | | | | 1974 | 6 |
| 14,118 | 12,628 | 8,950 | 7,339 | 4,546 | 3,717 | 89,382 | 1973 Total | 7 |
| 12,460 | 11,554 | 8,355 | | | | | 1974 | 8 |
| 1,451 | 1,937 | 1,490 | 1,891 | 1,749 | 1,577 | 17,186 | 1973 Camions commerciaux | 9 |
| 1,279 | 1,294 | 1,256 | | | | | 1974 | 10 |
| 168 | 176 | 57 | 15 | 1 | 6 | 712 | 1973 Autres véhicules | 11 |
| 340 | 222 | 66 | | | | | 1974 | 12 |
| 15,737 | 14,741 | 10,497 | 9,245 | 6,296 | 5,300 | 107,280 | 1973 Total | 13 |
| 14,079 | 13,070 | 9,677 | | | | | 1974 | 14 |
| Véhicules du Canada | | | | | | | | |
| | | | | | | | <u>Automobile</u> | |
| 7,057 | 6,936 | 6,569 | 6,204 | 4,982 | 4,756 | 73,799 | 1973 Même jour | 15 |
| 6,720 | 7,946 | 6,621 | | | | | 1974 | 16 |
| 776 | 636 | 537 | 536 | 465 | 230 | 6,033 | 1973 Une nuit | 17 |
| 707 | 768 | 559 | | | | | 1974 | 18 |
| 5,372 | 5,466 | 2,897 | 2,831 | 1,653 | 879 | 33,220 | 1973 Deux nuits ou plus | 19 |
| 5,230 | 5,973 | 2,782 | | | | | 1974 | 20 |
| 13,205 | 13,038 | 10,003 | 9,571 | 7,100 | 5,865 | 113,052 | 1973 Total | 21 |
| 12,657 | 14,687 | 9,962 | | | | | 1974 | 22 |
| 1,950 | 2,426 | 2,513 | 2,620 | 2,456 | 2,121 | 31,142 | 1973 Camions commerciaux | 23 |
| 1,142 | 1,761 | 1,627 | | | | | 1974 | 24 |
| 173 | 192 | 104 | 38 | - | 10 | 946 | 1973 Autres véhicules | 25 |
| 303 | 263 | 94 | | | | | 1974 | 26 |
| 15,328 | 15,656 | 12,620 | 12,229 | 9,556 | 7,996 | 145,140 | 1973 Total | 27 |
| 14,102 | 16,711 | 11,683 | | | | | 1974 | 28 |
| Total, véhicules | | | | | | | | |
| | | | | | | | <u>Automobile</u> | |
| 12,853 | 12,563 | 11,426 | 10,469 | 8,059 | 7,490 | 123,867 | 1973 Même jour | 29 |
| 12,245 | 13,380 | 11,670 | | | | | 1974 | 30 |
| 1,586 | 1,347 | 1,042 | 894 | 775 | 465 | 11,289 | 1973 Une nuit | 31 |
| 1,378 | 1,504 | 1,007 | | | | | 1974 | 32 |
| 12,884 | 11,756 | 6,485 | 5,547 | 2,812 | 1,627 | 67,278 | 1973 Deux nuits ou plus | 33 |
| 11,494 | 11,357 | 5,640 | | | | | 1974 | 34 |
| 27,323 | 25,666 | 18,953 | 16,910 | 11,646 | 9,582 | 202,434 | 1973 Total | 35 |
| 25,117 | 26,241 | 18,317 | | | | | 1974 | 36 |
| 3,401 | 4,363 | 4,003 | 4,511 | 4,205 | 3,698 | 48,328 | 1973 Camions commerciaux | 37 |
| 2,421 | 3,055 | 2,883 | | | | | 1974 | 38 |
| 341 | 368 | 161 | 53 | 1 | 16 | 1,658 | 1973 Autres véhicules | 39 |
| 643 | 485 | 160 | | | | | 1974 | 40 |
| 31,065 | 30,397 | 23,117 | 21,474 | 15,852 | 13,296 | 252,420 | 1973 Total | 41 |
| 28,181 | 29,781 | 21,360 | | | | | 1974 | 42 |

TABLE 12A. Non-resident Travellers Entering Canada by Type of Transportation

| No. | Type of transportation | | Residents of the United States | | | | | Six months - Six mois | |
|---|------------------------------|------|--------------------------------|--------|--------|--------|--------|-----------------------------|---------|
| | | | J | F | M | A | M | J | |
| Residents of the United States | | | | | | | | | |
| <u>Land</u> | | | | | | | | | |
| 1 | Automobile | 1973 | 13,536 | 14,536 | 17,241 | 20,201 | 24,102 | 58,438 | 148,054 |
| 2 | | 1974 | 11,997 | 13,438 | 15,907 | 20,193 | 24,848 | 56,762 | 143,145 |
| 3 | Same day | 1973 | 7,502 | 7,843 | 8,876 | 10,024 | 11,560 | 17,151 | 62,956 |
| 4 | | 1974 | 7,023 | 7,903 | 9,302 | 11,148 | 13,634 | 22,594 | 71,604 |
| 5 | One night | 1973 | 953 | 1,228 | 1,102 | 1,161 | 1,385 | 3,318 | 9,147 |
| 6 | | 1974 | 1,290 | 1,331 | 1,576 | 1,678 | 2,130 | 4,214 | 12,219 |
| 7 | Two or more nights | 1973 | 5,081 | 5,465 | 7,263 | 9,016 | 11,157 | 37,969 | 75,951 |
| 8 | | 1974 | 3,684 | 4,204 | 5,029 | 7,367 | 9,084 | 29,954 | 59,322 |
| 9 | Bus | 1973 | 242 | 329 | 750 | 338 | 691 | 2,480 | 4,830 |
| 10 | | 1974 | 340 | 197 | 316 | 196 | 607 | 2,935 | 4,591 |
| 11 | Same day | 1973 | 79 | 18 | 14 | 59 | 100 | 549 | 819 |
| 12 | | 1974 | 175 | 35 | 35 | 58 | 72 | 1,293 | 1,668 |
| 13 | One or more nights | 1973 | 163 | 311 | 736 | 279 | 591 | 1,931 | 4,011 |
| 14 | | 1974 | 165 | 162 | 281 | 138 | 535 | 1,642 | 2,923 |
| 15 | Rail | 1973 | - | - | - | - | - | - | - |
| 16 | | 1974 | - | - | - | - | - | - | - |
| 17 | Other Methods | 1973 | 160 | 164 | 286 | 240 | 353 | 499 | 1,702 |
| 18 | | 1974 | 301 | 263 | 375 | 544 | 587 | 1,030 | 3,100 |
| 19 | Total land | 1973 | 13,938 | 15,029 | 18,277 | 20,779 | 25,146 | 61,417 | 154,586 |
| 20 | | 1974 | 12,638 | 13,898 | 16,598 | 20,933 | 26,042 | 60,727 | 150,836 |
| <u>Air</u> | | | | | | | | | |
| 21 | Commercial | 1973 | 2,054 | 2,130 | 3,035 | 2,773 | 2,995 | 6,272 | 19,259 |
| 22 | | 1974 | 2,341 | 2,324 | 3,516 | 3,493 | 3,845 | 7,606 | 23,125 |
| 23 | Private | 1973 | 340 | 324 | 422 | 414 | 504 | 801 | 2,805 |
| 24 | | 1974 | 316 | 363 | 374 | 586 | 608 | 1,063 | 3,310 |
| 25 | Total air | 1973 | 2,394 | 2,454 | 3,457 | 3,187 | 3,499 | 7,073 | 22,064 |
| 26 | | 1974 | 2,657 | 2,687 | 3,890 | 4,079 | 4,453 | 8,669 | 26,435 |
| <u>Marine</u> | | | | | | | | | |
| 27 | Commercial | 1973 | - | - | - | - | - | - | - |
| 28 | | 1974 | - | - | - | - | - | - | - |
| 29 | Private | 1973 | - | - | - | - | - | - | - |
| 30 | | 1974 | - | - | - | - | - | - | - |
| 31 | Total marine | 1973 | - | - | - | - | - | - | - |
| 32 | | 1974 | - | - | - | - | - | - | - |
| 33 | Total | 1973 | 16,332 | 17,483 | 21,734 | 23,966 | 28,645 | 68,490 | 176,650 |
| 34 | | 1974 | 15,295 | 16,585 | 20,488 | 25,012 | 30,495 | 69,396 | 177,271 |
| Residents of countries other than the United States | | | | | | | | | |
| <u>Land (via the U.S.A.)</u> | | | | | | | | | |
| 35 | Same day | 1973 | - | - | - | 3 | 25 | 79 | 107 |
| 36 | | 1974 | 1 | 1 | - | 5 | 26 | 62 | 95 |
| 37 | One or more nights | 1973 | 51 | 59 | 58 | 105 | 219 | 518 | 1,010 |
| 38 | | 1974 | 28 | 29 | 54 | 110 | 239 | 639 | 1,099 |
| 39 | Total land | 1973 | 51 | 59 | 58 | 108 | 244 | 597 | 1,117 |
| 40 | | 1974 | 29 | 30 | 54 | 115 | 265 | 701 | 1,194 |
| <u>Air</u> | | | | | | | | | |
| 41 | Entering direct | 1973 | 407 | 346 | 560 | 1,209 | 2,659 | 6,896 | 12,077 |
| 42 | | 1974 | 310 | 674 | 546 | 1,096 | 2,847 | 6,523 | 11,996 |
| 43 | Entering via the U.S.A. | 1973 | 61 | 42 | 152 | 198 | 413 | 447 | 1,313 |
| 44 | | 1974 | 110 | 99 | 175 | 415 | 591 | 486 | 1,876 |
| 45 | Total air | 1973 | 468 | 388 | 712 | 1,407 | 3,072 | 7,343 | 13,390 |
| 46 | | 1974 | 420 | 773 | 721 | 1,511 | 3,438 | 7,009 | 13,872 |
| <u>Marine</u> | | | | | | | | | |
| 47 | Entering direct | 1973 | - | - | - | - | - | - | - |
| 48 | | 1974 | - | - | - | - | - | - | - |
| 49 | Entering via the U.S.A. | 1973 | - | - | - | - | - | - | - |
| 50 | | 1974 | - | - | - | - | - | - | - |
| 51 | Total marine | 1973 | - | - | - | - | - | - | - |
| 52 | | 1974 | - | - | - | - | - | - | - |
| 53 | Total | 1973 | 519 | 447 | 770 | 1,515 | 3,316 | 7,940 | 14,507 |
| 54 | | 1974 | 449 | 803 | 775 | 1,626 | 3,703 | 7,710 | 15,066 |
| 55 | Grand total | 1973 | 16,851 | 17,930 | 22,504 | 25,481 | 31,961 | 76,430 | 191,157 |
| 56 | | 1974 | 15,744 | 17,388 | 21,263 | 26,638 | 34,198 | 77,106 | 192,337 |

TABLEAU 12A. Voyageurs non résidents entrant au Canada, selon le moyen de transport

| J | A | S | O | N | D | Year - Année | Moyen de transport | N ^o |
|--|---------|--------|--------|--------|--------|--------------------|----------------------------------|----------------|
| Résidents des États-Unis | | | | | | | | |
| 130,990 | 105,729 | 44,838 | 31,224 | 17,595 | 15,612 | 494,042 | 1973 Automobile | 1 |
| 95,217 | 77,001 | 35,420 | | | | | 1974 | 2 |
| 36,031 | 29,681 | 14,743 | 13,743 | 8,859 | 7,654 | 173,667 | 1973 Môme jour | 3 |
| 26,838 | 22,331 | 12,163 | | | | | 1974 | 4 |
| 7,624 | 7,047 | 3,599 | 2,539 | 1,587 | 1,712 | 33,255 | 1973 Une nuit | 5 |
| 6,859 | 5,164 | 2,476 | | | | | 1974 | 6 |
| 87,335 | 69,001 | 26,496 | 14,942 | 7,149 | 6,246 | 287,120 | 1973 Deux nuits ou plus | 7 |
| 61,520 | 49,506 | 20,781 | | | | | 1974 | 8 |
| 6,620 | 4,389 | 833 | 326 | 251 | 268 | 17,517 | 1973 Autocar | 9 |
| 9,031 | 5,120 | 930 | | | | | 1974 | 10 |
| 705 | 492 | 121 | 132 | 144 | 106 | 2,519 | 1973 Môme jour | 11 |
| 822 | 488 | 240 | | | | | 1974 | 12 |
| 5,915 | 3,897 | 712 | 194 | 107 | 162 | 14,998 | 1973 Une nuit ou plus | 13 |
| 8,209 | 4,632 | 690 | | | | | 1974 | 14 |
| - | - | - | - | - | - | - | 1973 Chemin de fer | 15 |
| - | - | - | - | - | - | - | 1974 | 16 |
| 1,087 | 1,072 | 527 | 461 | 440 | 334 | 5,623 | 1973 Autres moyens | 17 |
| 1,449 | 1,080 | 318 | | | | | 1974 | 18 |
| 138,697 | 111,190 | 46,198 | 32,011 | 18,286 | 16,214 | 517,182 | 1973 Total, par terre | 19 |
| 105,697 | 83,201 | 36,668 | | | | | 1974 | 20 |
| | | | | | | | <u>Par air</u> | |
| 10,371 | 8,047 | 5,280 | 3,845 | 2,760 | 3,189 | 52,751 | 1973 Commercial | 21 |
| 11,327 | 9,922 | 6,964 | | | | | 1974 | 22 |
| 1,388 | 1,301 | 699 | 510 | 383 | 390 | 7,476 | 1973 Privé | 23 |
| 1,268 | 1,315 | 829 | | | | | 1974 | 24 |
| 11,759 | 9,348 | 5,979 | 4,355 | 3,143 | 3,579 | 60,227 | 1973 Total, par air | 25 |
| 12,595 | 11,237 | 7,793 | | | | | 1974 | 26 |
| | | | | | | | <u>Par mer</u> | |
| - | - | - | - | - | - | - | 1973 Commercial | 27 |
| - | - | - | - | - | - | - | 1974 | 28 |
| - | - | - | - | - | - | - | 1973 Privé | 29 |
| - | - | - | - | - | - | - | 1974 | 30 |
| - | - | - | - | - | - | - | 1973 Total, par mer | 31 |
| - | - | - | - | - | - | - | 1974 | 32 |
| 150,456 | 120,538 | 52,177 | 36,366 | 21,429 | 19,793 | 577,409 | 1973 Total | 33 |
| 118,292 | 94,438 | 44,461 | | | | | 1974 | 34 |
| Résidents des pays autres que les États-Unis | | | | | | | | |
| | | | | | | | <u>Par terre (via les É.-U.)</u> | |
| 81 | 62 | 11 | 5 | 5 | 2 | 273 | 1973 Môme jour | 35 |
| 196 | 132 | 10 | | | | | 1974 | 36 |
| 1,312 | 1,167 | 455 | 415 | 299 | 43 | 4,701 | 1973 Une nuit ou plus | 37 |
| 1,345 | 1,038 | 385 | | | | | 1974 | 38 |
| 1,393 | 1,229 | 466 | 420 | 304 | 45 | 4,974 | 1973 Total, par terre | 39 |
| 1,541 | 1,170 | 395 | | | | | 1974 | 40 |
| | | | | | | | <u>Par air</u> | |
| 7,301 | 3,494 | 2,150 | 1,460 | 574 | 1,220 | 28,276 | 1973 Entrée directe | 41 |
| 9,411 | 3,884 | 2,778 | | | | | 1974 | 42 |
| 767 | 606 | 443 | 258 | 159 | 111 | 3,657 | 1973 Entrée via les É.U. | 43 |
| 673 | 937 | 268 | | | | | 1974 | 44 |
| 8,068 | 4,100 | 2,593 | 1,718 | 733 | 1,331 | 31,933 | 1973 Total, par air | 45 |
| 10,084 | 4,821 | 3,046 | | | | | 1974 | 46 |
| | | | | | | | <u>Par mer</u> | |
| - | - | - | - | - | - | - | 1973 Entrée directe | 47 |
| - | - | - | - | - | - | - | 1974 | 48 |
| - | - | - | - | - | - | - | 1973 Entrée via les É.-U. | 49 |
| - | - | - | - | - | - | - | 1974 | 50 |
| - | - | - | - | - | - | - | 1973 Total, par mer | 51 |
| - | - | - | - | - | - | - | 1974 | 52 |
| 9,461 | 5,329 | 3,059 | 2,138 | 1,037 | 1,376 | 36,907 | 1973 Total | 53 |
| 11,625 | 5,991 | 3,441 | | | | | 1974 | 54 |
| 159,917 | 125,867 | 55,236 | 38,504 | 22,466 | 21,169 | 614,316 | 1973 Total global | 55 |
| 129,917 | 100,429 | 47,902 | | | | | 1974 | 56 |

TABLE 12B. Non-Resident Travellers Entering Canada by Country of Residence(1) - Continued

| No. | Country of residence | | J | F | M | A | M | J | Six months - Six mois |
|-------------------------|----------------------------------|------|-----|-----|-----|-------|-------|-------|-----------------------------|
| <u>Europe</u> | | | | | | | | | |
| 1 | Austria | 1973 | 1 | - | 6 | 4 | 18 | 46 | 75 |
| 2 | | 1974 | 3 | 7 | 10 | 11 | 24 | 82 | 137 |
| 3 | Azores | 1973 | - | - | - | - | - | - | - |
| 4 | | 1974 | - | - | - | - | - | - | - |
| 5 | Belgium | 1973 | 6 | 5 | 12 | 7 | 14 | 55 | 99 |
| 6 | | 1974 | 5 | 2 | 3 | 11 | 39 | 44 | 104 |
| 7 | Bulgaria | 1973 | - | - | - | - | - | - | - |
| 8 | | 1974 | - | - | - | - | - | - | - |
| 9 | Czechoslovakia | 1973 | 4 | 1 | 4 | 4 | 17 | 16 | 46 |
| 10 | | 1974 | - | 8 | 4 | 6 | 9 | 17 | 44 |
| 11 | Denmark | 1973 | 4 | 8 | 18 | 112 | 102 | 366 | 610 |
| 12 | | 1974 | 7 | 29 | 35 | 124 | 100 | 556 | 851 |
| 13 | Finland | 1973 | 4 | 3 | 4 | 65 | 12 | 30 | 118 |
| 14 | | 1974 | 2 | 4 | 6 | 11 | 24 | 19 | 66 |
| 15 | France | 1973 | 29 | 18 | 21 | 27 | 40 | 93 | 228 |
| 16 | | 1974 | 16 | 18 | 21 | 45 | 74 | 104 | 278 |
| 17 | Germany (Federal Republic) | 1973 | 79 | 81 | 142 | 173 | 471 | 2,227 | 3,173 |
| 18 | | 1974 | 52 | 141 | 130 | 236 | 753 | 1,364 | 2,676 |
| 19 | Greece | 1973 | 6 | 3 | 6 | 5 | 22 | 9 | 51 |
| 20 | | 1974 | 1 | 1 | 2 | 1 | 13 | 19 | 37 |
| 21 | Hungary | 1973 | - | 2 | 3 | 15 | 8 | 138 | 166 |
| 22 | | 1974 | 5 | 7 | 2 | 13 | 29 | 29 | 85 |
| 23 | Ireland (Republic) | 1973 | 6 | 1 | 4 | 4 | 7 | 24 | 46 |
| 24 | | 1974 | - | 5 | 3 | 4 | 5 | 24 | 41 |
| 25 | Italy | 1973 | 4 | 9 | 11 | 25 | 9 | 30 | 88 |
| 26 | | 1974 | 1 | 10 | 6 | 17 | 21 | 65 | 120 |
| 27 | Malta | 1973 | - | - | - | - | - | - | - |
| 28 | | 1974 | - | - | - | 1 | - | - | 1 |
| 29 | Netherlands, The | 1973 | 72 | 64 | 105 | 255 | 446 | 1,678 | 2,620 |
| 30 | | 1974 | 83 | 104 | 98 | 146 | 567 | 1,477 | 2,475 |
| 31 | Norway | 1973 | 14 | 17 | 14 | 14 | 31 | 64 | 154 |
| 32 | | 1974 | 9 | 9 | 15 | 19 | 47 | 142 | 241 |
| 33 | Poland | 1973 | 4 | 4 | 10 | 10 | 25 | 29 | 82 |
| 34 | | 1974 | - | 1 | 7 | 3 | 6 | 17 | 34 |
| 35 | Portugal | 1973 | - | - | 3 | - | 2 | 3 | 8 |
| 36 | | 1974 | - | - | - | 1 | 1 | 3 | 5 |
| 37 | Rumania | 1973 | 1 | - | 2 | - | - | 1 | 4 |
| 38 | | 1974 | 2 | - | - | - | 1 | - | 5 |
| 39 | Spain | 1973 | 2 | - | 5 | 17 | 5 | 6 | 35 |
| 40 | | 1974 | 3 | 4 | 5 | 3 | 8 | 2 | 25 |
| 41 | Sweden | 1973 | 3 | 10 | 19 | 56 | 63 | 119 | 270 |
| 42 | | 1974 | 6 | 19 | 13 | 54 | 62 | 187 | 341 |
| 43 | Switzerland | 1973 | 8 | 1 | 12 | 41 | 46 | 166 | 274 |
| 44 | | 1974 | 11 | 9 | 26 | 39 | 147 | 213 | 445 |
| 45 | Turkey | 1973 | - | - | - | 1 | - | 2 | 3 |
| 46 | | 1974 | 3 | 7 | 2 | 2 | 1 | 3 | 18 |
| 47 | United Kingdom | 1973 | 198 | 177 | 198 | 497 | 1,726 | 2,346 | 5,142 |
| 48 | | 1974 | 127 | 259 | 246 | 500 | 1,307 | 2,595 | 5,034 |
| 49 | U.S.S.R. | 1973 | - | - | - | 1 | - | 1 | 2 |
| 50 | | 1974 | - | - | - | - | - | 1 | 1 |
| 51 | Yugoslavia | 1973 | 6 | 5 | 19 | 15 | 8 | 42 | 95 |
| 52 | | 1974 | 13 | 12 | 15 | 13 | 20 | 48 | 121 |
| 53 | Other | 1973 | - | - | 1 | - | 2 | 6 | 9 |
| 54 | | 1974 | - | - | - | 2 | 2 | 14 | 18 |
| 55 | Total | 1973 | 451 | 409 | 619 | 1,348 | 3,074 | 7,497 | 13,398 |
| 56 | | 1974 | 349 | 656 | 651 | 1,262 | 3,260 | 7,025 | 13,203 |
| <u>Africa</u> | | | | | | | | | |
| 57 | Algeria | 1973 | - | - | 1 | - | - | - | 1 |
| 58 | | 1974 | - | 2 | - | - | 4 | 5 | 11 |
| 59 | Egypt | 1973 | - | - | - | 1 | 3 | 7 | 11 |
| 60 | | 1974 | - | 1 | - | 2 | 1 | - | 4 |
| 61 | Rhodesia | 1973 | - | - | - | - | 2 | - | 2 |
| 62 | | 1974 | - | - | - | - | - | 3 | 3 |
| 63 | South Africa | 1973 | 1 | 2 | 8 | 1 | 24 | 33 | 69 |
| 64 | | 1974 | 10 | 1 | 5 | 14 | 9 | 23 | 62 |
| 65 | Other | 1973 | 8 | 2 | 2 | 8 | 22 | 28 | 70 |
| 66 | | 1974 | 11 | 31 | 6 | 24 | 19 | 65 | 156 |
| 67 | Total | 1973 | 9 | 4 | 11 | 10 | 51 | 68 | 153 |
| 68 | | 1974 | 21 | 35 | 11 | 40 | 33 | 96 | 236 |
| <u>Asia (Continued)</u> | | | | | | | | | |
| 69 | Bangladesh | 1973 | - | - | - | - | - | - | - |
| 70 | | 1974 | - | - | - | - | - | - | - |
| 71 | China | 1973 | - | - | - | - | 1 | - | 1 |
| 72 | | 1974 | - | - | - | - | 2 | 3 | 5 |
| 73 | Hong Kong | 1973 | 2 | - | 4 | 3 | 3 | 8 | 20 |
| 74 | | 1974 | 4 | 3 | 1 | 5 | 9 | 10 | 32 |
| 75 | India | 1973 | 4 | 3 | 8 | 8 | 6 | 15 | 44 |
| 76 | | 1974 | - | 1 | 2 | 14 | 10 | 29 | 56 |

See footnote(a) at the end of the table.

TABLEAU 12B. Voyageurs non résidents entrant au Canada, selon le pays de résidence(1) - suite

| J | A | S | O | N | D | Year - Année | Pays de résidence | N° |
|---------------------|-------|-------|-------|-----|-------|--------------|--|----|
| <u>Europe</u> | | | | | | | | |
| 61 | 24 | 10 | 16 | 10 | 11 | 207 | 1973 Autriche | 1 |
| 60 | 76 | 13 | | | | | 1974 | 2 |
| - | - | - | - | - | - | - | 1973 Açores | 3 |
| - | - | - | - | - | - | - | 1974 | 4 |
| 71 | 52 | 18 | 13 | 6 | 8 | 267 | 1973 Belgique | 5 |
| 90 | 52 | 19 | | | | | 1974 | 6 |
| - | - | - | - | - | - | - | 1973 Bulgarie | 7 |
| - | - | - | - | - | - | - | 1974 | 8 |
| 8 | 3 | - | 2 | 1 | 4 | 64 | 1973 Tchécoslovaquie | 9 |
| 16 | 11 | 8 | | | | | 1974 | 10 |
| 481 | 107 | 47 | 61 | 28 | 90 | 1,424 | 1973 Danemark | 11 |
| 296 | 121 | 42 | | | | | 1974 | 12 |
| 30 | 6 | 10 | 20 | 13 | 10 | 207 | 1973 Finlande | 13 |
| 38 | 9 | 6 | | | | | 1974 | 14 |
| 186 | 454 | 80 | 22 | 23 | 13 | 1,006 | 1973 France | 15 |
| 159 | 175 | 83 | | | | | 1974 | 16 |
| 1,965 | 583 | 346 | 266 | 86 | 144 | 6,563 | 1973 Allemagne (République fédérale) | 17 |
| 2,569 | 1,078 | 728 | | | | | 1974 | 18 |
| 16 | 7 | 29 | 5 | - | 3 | 111 | 1973 Grèce | 19 |
| 7 | 11 | 12 | | | | | 1974 | 20 |
| 29 | 8 | 2 | 11 | 4 | 8 | 228 | 1973 Hongrie | 21 |
| 21 | 19 | 5 | | | | | 1974 | 22 |
| 28 | 8 | 18 | 9 | 3 | 4 | 116 | 1973 Irlande (République) | 23 |
| 16 | 12 | 14 | | | | | 1974 | 24 |
| 59 | 77 | 28 | 19 | 13 | 17 | 301 | 1973 Italie | 25 |
| 25 | 64 | 49 | | | | | 1974 | 26 |
| 2 | 2 | 2 | - | - | - | 4 | 1973 Malte | 27 |
| - | 1 | 4 | | | | | 1974 | 28 |
| 1,742 | 484 | 207 | 194 | 103 | 313 | 5,663 | 1973 Pays-Bas | 29 |
| 2,835 | 464 | 276 | | | | | 1974 | 30 |
| 75 | 45 | 26 | 29 | 19 | 15 | 363 | 1973 Norvège | 31 |
| 106 | 64 | 32 | | | | | 1974 | 32 |
| 22 | 8 | 12 | 8 | 5 | 6 | 143 | 1973 Pologne | 33 |
| 12 | 10 | 9 | | | | | 1974 | 34 |
| 3 | - | - | 3 | 1 | - | 15 | 1973 Portugal | 35 |
| - | 6 | 2 | | | | | 1974 | 36 |
| 6 | - | - | - | 1 | - | 11 | 1973 Roumanie | 37 |
| - | 1 | 3 | | | | | 1974 | 38 |
| 10 | 12 | 11 | 7 | 1 | - | 76 | 1973 Espagne | 39 |
| 7 | 21 | - | | | | | 1974 | 40 |
| 81 | 34 | 24 | 58 | 21 | 14 | 502 | 1973 Suède | 41 |
| 116 | 65 | 45 | | | | | 1974 | 42 |
| 172 | 94 | 51 | 43 | 14 | 21 | 669 | 1973 Suisse | 43 |
| 260 | 153 | 76 | | | | | 1974 | 44 |
| 4 | - | 4 | 3 | 2 | - | 16 | 1973 Turquie | 45 |
| 6 | 4 | - | | | | | 1974 | 46 |
| 3,430 | 2,435 | 1,526 | 993 | 493 | 524 | 14,543 | 1973 Royaume-Uni | 47 |
| 3,705 | 2,314 | 1,663 | | | | | 1974 | 48 |
| - | - | - | - | 1 | 1 | 4 | 1973 U.R.S.S. | 49 |
| 1 | - | 3 | | | | | 1974 | 50 |
| 36 | 9 | 16 | 18 | 16 | 13 | 203 | 1973 Yougoslavie | 51 |
| 36 | 24 | 12 | | | | | 1974 | 52 |
| 4 | 6 | 1 | 3 | - | 1 | 24 | 1973 Autres | 53 |
| 10 | 6 | 6 | | | | | 1974 | 54 |
| 8,521 | 4,456 | 2,468 | 1,803 | 864 | 1,220 | 32,730 | 1973 Total | 55 |
| 10,391 | 4,761 | 3,110 | | | | | 1974 | 56 |
| <u>Afrique</u> | | | | | | | | |
| 3 | 3 | 1 | 1 | - | - | 9 | 1973 Algérie | 57 |
| 2 | - | - | | | | | 1974 | 58 |
| - | 1 | - | - | 1 | - | 13 | 1973 Égypte | 59 |
| 1 | 1 | - | | | | | 1974 | 60 |
| 1 | 1 | 4 | - | - | - | 8 | 1973 Rhodésie | 61 |
| - | 6 | - | | | | | 1974 | 62 |
| 36 | 20 | 34 | 17 | 2 | 9 | 187 | 1973 Afrique du Sud | 63 |
| 28 | 50 | 15 | | | | | 1974 | 64 |
| 69 | 67 | 34 | 23 | 8 | 10 | 281 | 1973 Autres | 65 |
| 28 | 74 | 12 | | | | | 1974 | 66 |
| 109 | 92 | 73 | 41 | 11 | 19 | 498 | 1973 Total | 67 |
| 59 | 131 | 27 | | | | | 1974 | 68 |
| <u>Asie (suite)</u> | | | | | | | | |
| - | 1 | - | - | - | 0 | 1 | 1973 Bangladesh | 69 |
| - | - | - | | | | | 1974 | 70 |
| 1 | 1 | - | - | - | 0 | 3 | 1973 Chine | 71 |
| 2 | 2 | - | | | | | 1974 | 72 |
| 5 | 19 | 12 | 1 | - | 2 | 59 | 1973 Hong-Kong | 73 |
| 19 | 63 | 7 | | | | | 1974 | 74 |
| 23 | 32 | 23 | 10 | 11 | 5 | 148 | 1973 Inde | 75 |
| 19 | 27 | 10 | | | | | 1974 | 76 |

Voir renvoi(s) à la fin du tableau.

TABLE 12B. Non-resident Travellers Entering Canada by Country of Residence(1) - Concluded

| No. | Country of residence | | J | F | M | A | M | J | Six months - Six mois |
|---|-------------------------|------|--------|--------|--------|--------|--------|--------|-----------------------------|
| Asia - Concluded | | | | | | | | | |
| 1 | Israel | 1973 | 7 | - | 2 | - | 4 | 15 | 28 |
| 2 | | 1974 | 1 | 1 | - | 3 | 15 | 29 | 49 |
| 3 | Japan | 1973 | 1 | 4 | 22 | 44 | 24 | 83 | 178 |
| 4 | | 1974 | 5 | 14 | 17 | 62 | 98 | 176 | 372 |
| 5 | Korea, South | 1973 | 2 | - | - | - | - | - | 2 |
| 6 | | 1974 | - | - | - | 4 | 1 | - | 5 |
| 7 | Lebanon | 1973 | - | - | - | - | 1 | - | 1 |
| 8 | | 1974 | - | 3 | - | 1 | - | 8 | 12 |
| 9 | Pakistan | 1973 | - | 1 | 1 | 1 | 3 | 1 | 7 |
| 10 | | 1974 | 2 | 4 | 3 | 6 | 2 | 5 | 22 |
| 11 | Philippines | 1973 | - | 2 | - | - | 2 | - | 4 |
| 12 | | 1974 | - | - | 2 | 3 | 1 | 3 | 9 |
| 13 | Sri Lanka | 1973 | 1 | - | - | - | - | - | 1 |
| 14 | | 1974 | - | 1 | - | - | - | 2 | 3 |
| 15 | Syria | 1973 | - | - | - | - | - | - | - |
| 16 | | 1974 | - | - | - | - | - | - | - |
| 17 | Taiwan | 1973 | - | - | 3 | 1 | 3 | 1 | 8 |
| 18 | | 1974 | - | - | 1 | 11 | 6 | 3 | 21 |
| 19 | Other | 1973 | 5 | 1 | 4 | 3 | 12 | 30 | 55 |
| 20 | | 1974 | 1 | 16 | 8 | 10 | 20 | 34 | 89 |
| 21 | Total | 1973 | 22 | 11 | 44 | 60 | 59 | 153 | 349 |
| 22 | | 1974 | 13 | 43 | 34 | 119 | 164 | 302 | 675 |
| North America, Central America and Caribbean | | | | | | | | | |
| 23 | Antigua | 1973 | - | - | - | - | - | - | - |
| 24 | | 1974 | - | - | - | - | - | - | - |
| 25 | Bahamas | 1973 | - | 2 | - | 5 | - | 2 | 9 |
| 26 | | 1974 | - | - | - | - | - | - | 2 |
| 27 | Barbados | 1973 | - | - | - | - | 1 | 1 | 2 |
| 28 | | 1974 | - | - | - | - | 3 | 2 | 5 |
| 29 | Bermuda | 1973 | - | 1 | - | - | - | - | 1 |
| 30 | | 1974 | - | - | - | - | - | - | - |
| 31 | Cuba | 1973 | 1 | - | - | - | - | 2 | 3 |
| 32 | | 1974 | - | - | - | - | - | - | - |
| 33 | Haiti | 1973 | - | - | - | 1 | - | - | 1 |
| 34 | | 1974 | - | - | - | - | - | - | - |
| 35 | Jamaica | 1973 | - | - | - | 4 | 2 | 5 | 11 |
| 36 | | 1974 | - | - | 3 | - | 6 | 2 | 11 |
| 37 | Mexico | 1973 | 15 | 5 | 6 | 12 | 1 | 13 | 52 |
| 38 | | 1974 | 2 | 6 | 4 | 41 | 37 | 11 | 101 |
| 39 | St. Pierre and Miquelon | 1973 | - | - | - | - | - | - | - |
| 40 | | 1974 | - | - | - | - | - | - | - |
| 41 | Trinidad and Tobago | 1973 | - | - | - | 2 | - | 1 | 3 |
| 42 | | 1974 | 1 | - | - | 2 | 5 | 4 | 12 |
| 43 | United States | 1973 | 16,332 | 17,483 | 21,734 | 23,966 | 28,645 | 68,490 | 176,650 |
| 44 | | 1974 | 15,295 | 16,585 | 20,488 | 25,012 | 30,495 | 69,396 | 177,271 |
| 45 | Other | 1973 | - | - | 6 | 3 | 3 | 22 | 34 |
| 46 | | 1974 | - | 2 | 5 | 2 | 13 | 19 | 41 |
| 47 | Total | 1973 | 16,347 | 17,491 | 21,746 | 23,993 | 28,652 | 68,534 | 176,763 |
| 48 | | 1974 | 15,299 | 16,593 | 20,500 | 25,057 | 30,561 | 69,436 | 177,446 |
| South America | | | | | | | | | |
| 49 | Argentina | 1973 | - | 2 | 1 | - | - | 5 | 8 |
| 50 | | 1974 | - | - | 1 | 6 | 8 | 10 | 25 |
| 51 | Brazil | 1973 | - | - | 1 | 1 | 13 | 7 | 22 |
| 52 | | 1974 | 2 | 1 | 5 | 5 | 2 | 10 | 25 |
| 53 | Colombia | 1973 | - | - | 2 | - | 4 | 5 | 11 |
| 54 | | 1974 | - | 1 | 1 | - | - | 4 | 6 |
| 55 | Guyana | 1973 | - | - | - | - | - | - | - |
| 56 | | 1974 | - | - | - | 1 | - | - | 1 |
| 57 | Venezuela | 1973 | - | - | - | - | 3 | 5 | 8 |
| 58 | | 1974 | 4 | - | - | - | 4 | 16 | 24 |
| 59 | Other | 1973 | - | - | 6 | 2 | 8 | 6 | 22 |
| 60 | | 1974 | 8 | 1 | 4 | 28 | 13 | 10 | 66 |
| 61 | Total | 1973 | - | 2 | 10 | 3 | 28 | 28 | 71 |
| 62 | | 1974 | 14 | 3 | 11 | 40 | 27 | 50 | 145 |
| Oceania and Other | | | | | | | | | |
| Ocean Islands | | | | | | | | | |
| 63 | Australia | 1973 | 17 | 10 | 61 | 48 | 70 | 114 | 320 |
| 64 | | 1974 | 27 | 37 | 39 | 68 | 96 | 134 | 401 |
| 65 | New Zealand | 1973 | 5 | 3 | 13 | 17 | 22 | 36 | 96 |
| 66 | | 1974 | 21 | 15 | 17 | 46 | 55 | 63 | 217 |
| 67 | Other | 1973 | - | - | - | 2 | 5 | - | 7 |
| 68 | | 1974 | - | 6 | - | 6 | 2 | - | 14 |
| 69 | Total | 1973 | 22 | 13 | 74 | 67 | 97 | 150 | 423 |
| 70 | | 1974 | 48 | 58 | 56 | 120 | 153 | 197 | 632 |
| 71 | Grand total | 1973 | 16,851 | 17,930 | 22,504 | 25,481 | 31,961 | 76,430 | 191,157 |
| 72 | | 1974 | 15,744 | 17,388 | 21,263 | 26,638 | 34,198 | 77,106 | 192,337 |

(1) Additional data are available by country on request.

TABLEAU 12B. Voyageurs non résidents entrant au Canada, selon le pays de résidence(1) - fin

| J | A | S | O | N | D | Year - Année | Pays de résidence | No |
|--|---------|--------|--------|--------|--------|--------------------|-----------------------------------|----|
| <u>Asie - fin</u> | | | | | | | | |
| 28 | 36 | 21 | 6 | 4 | 0 | 123 | 1973 Israël | 1 |
| 52 | 22 | 26 | | | | | 1974 | 2 |
| 185 | 271 | 134 | 29 | 29 | 2 | 828 | 1973 Japon | 3 |
| 245 | 380 | 39 | | | | | 1974 | 4 |
| - | - | - | - | - | - | 3 | 1973 Corée du Sud | 5 |
| 3 | 44 | 2 | | | | | 1974 | 6 |
| - | 2 | 1 | 2 | - | 2 | 8 | 1973 Liban | 7 |
| 1 | 8 | 2 | | | | | 1974 | 8 |
| 13 | 3 | 5 | 3 | 2 | 2 | 35 | 1973 Pakistan | 9 |
| 9 | 11 | 5 | | | | | 1974 | 10 |
| 2 | 4 | - | - | - | 2 | 12 | 1973 Philippines | 11 |
| 9 | 12 | 14 | | | | | 1974 | 12 |
| 9 | 1 | - | 2 | - | - | 5 | 1973 Sri Lanka | 13 |
| 1 | 2 | - | - | - | - | - | 1974 | 14 |
| - | - | - | - | - | - | - | 1973 Syrie | 15 |
| - | - | - | - | - | - | - | 1974 | 16 |
| 12 | 7 | 3 | 1 | 3 | - | 34 | 1973 Taiwan | 17 |
| 5 | 14 | 5 | | | | | 1974 | 18 |
| 38 | 27 | 41 | 10 | 2 | 9 | 182 | 1973 Autres | 19 |
| 58 | 77 | 15 | | | | | 1974 | 20 |
| 308 | 404 | 240 | 64 | 51 | 25 | 1,441 | 1973 Total | 21 |
| 422 | 662 | 125 | | | | | 1974 | 22 |
| <u>Amérique du Nord, Amérique centrale et Antilles</u> | | | | | | | | |
| - | - | - | - | - | - | - | 1973 Antigua | 23 |
| - | - | - | - | - | - | - | 1974 | 24 |
| 1 | 5 | 1 | - | 1 | - | 17 | 1973 Bahamas | 25 |
| 4 | - | - | - | - | - | - | 1974 | 26 |
| - | - | 1 | - | - | 1 | 4 | 1973 Barbade | 27 |
| 3 | - | - | - | - | - | 6 | 1974 | 28 |
| - | 3 | - | - | 2 | - | 6 | 1973 Bermudes | 29 |
| 1 | 2 | - | - | - | - | 3 | 1974 Cuba | 30 |
| - | 1 | - | - | - | - | - | 1973 | 31 |
| - | - | - | - | - | - | 1 | 1974 Haïti | 32 |
| 6 | 1 | - | 1 | - | - | 19 | 1973 Jamaïque | 33 |
| 4 | 15 | 4 | | | | | 1974 | 34 |
| 188 | 71 | 23 | 7 | 5 | 6 | 352 | 1973 Mexique | 35 |
| 351 | 61 | 7 | | | | | 1974 | 36 |
| - | - | - | - | - | - | - | 1973 St. Pierre-et-Miquelon | 37 |
| - | - | - | - | - | - | - | 1974 | 38 |
| 3 | 13 | 1 | 2 | - | 5 | 27 | 1973 Trinité et Tobago | 39 |
| 6 | 6 | 10 | | | | | 1974 | 40 |
| 150,456 | 120,538 | 52,177 | 36,366 | 21,429 | 19,793 | 577,409 | 1973 États-Unis | 41 |
| 118,292 | 94,438 | 44,461 | | | | | 1974 | 42 |
| 7 | 9 | 4 | 1 | 12 | 15 | 82 | 1973 Autres | 43 |
| 24 | 23 | 3 | | | | | 1974 | 44 |
| 150,665 | 120,639 | 52,207 | 36,377 | 21,449 | 19,820 | 577,920 | 1973 Total | 45 |
| 118,681 | 94,547 | 44,485 | | | | | 1974 | 46 |
| <u>Amérique du Sud</u> | | | | | | | | |
| 4 | 4 | 4 | 3 | 2 | - | 25 | 1973 Argentine | 47 |
| 9 | 5 | 5 | | | | | 1974 | 48 |
| 12 | 5 | 2 | 3 | - | 1 | 45 | 1973 Brésil | 49 |
| 15 | 8 | 13 | | | | | 1974 | 50 |
| 5 | 6 | 2 | 1 | - | 3 | 28 | 1973 Colombie | 51 |
| 7 | - | - | - | - | - | - | 1974 | 52 |
| 2 | 1 | 3 | - | - | - | 6 | 1973 Guyane | 53 |
| 3 | 1 | - | | | | | 1974 | 54 |
| 1 | 5 | 5 | 1 | 1 | - | 21 | 1973 Venezuela | 55 |
| 5 | 1 | - | | | | | 1974 | 56 |
| 14 | 1 | 18 | 4 | 5 | 2 | 66 | 1973 Autres | 57 |
| 9 | 8 | 5 | | | | | 1974 | 58 |
| 38 | 22 | 34 | 12 | 8 | 6 | 191 | 1973 Total | 59 |
| 48 | 23 | 23 | | | | | 1974 | 60 |
| <u>Océanie et autres îles océaniques</u> | | | | | | | | |
| 190 | 196 | 160 | 137 | 56 | 44 | 1,103 | 1973 Australie | 61 |
| 223 | 226 | 98 | | | | | 1974 | 62 |
| 77 | 57 | 50 | 67 | 27 | 34 | 408 | 1973 Nouvelle-Zélande | 63 |
| 91 | 78 | 28 | | | | | 1974 | 64 |
| 9 | 1 | 4 | 3 | - | 1 | 25 | 1973 Autres | 65 |
| 2 | 1 | 6 | | | | | 1974 | 66 |
| 276 | 254 | 214 | 207 | 83 | 79 | 1,536 | 1973 Total | 67 |
| 316 | 305 | 132 | | | | | 1974 | 68 |
| 159,917 | 125,867 | 55,236 | 38,504 | 22,466 | 21,169 | 614,316 | 1973 Total global | 69 |
| 129,917 | 100,429 | 47,902 | | | | | 1974 | 70 |
| | | | | | | | | 71 |
| | | | | | | | | 72 |

(1) D'autres renseignements sont disponibles par pays, sur demande.

TABLE 12C. Resident Travellers Returning to Canada by Type of Transportation

| No. | Type of transportation | J | F | M | A | M | J | Six months - Six mois | |
|--|-------------------------------|------|--------|--------|--------|--------|--------|-----------------------------|---------|
| Returning from the United States(1) | | | | | | | | | |
| <u>Land</u> | | | | | | | | | |
| 1 | Automobile | 1973 | 22,290 | 21,207 | 27,462 | 33,036 | 33,102 | 31,613 | 168,710 |
| 2 | | 1974 | 15,074 | 17,670 | 20,161 | 32,988 | 33,755 | 44,026 | 163,674 |
| 3 | Same day | 1973 | 11,605 | 11,338 | 14,284 | 15,592 | 18,450 | 17,757 | 89,026 |
| 4 | | 1974 | 8,747 | 10,740 | 12,024 | 16,871 | 19,411 | 25,891 | 93,684 |
| 5 | One night | 1973 | 1,389 | 1,355 | 1,832 | 1,963 | 2,099 | 2,108 | 10,746 |
| 6 | | 1974 | 1,112 | 1,623 | 1,839 | 2,031 | 2,431 | 3,459 | 12,495 |
| 7 | Two or more nights | 1973 | 9,296 | 8,514 | 11,346 | 15,481 | 12,553 | 11,748 | 68,938 |
| 8 | | 1974 | 5,215 | 5,307 | 6,298 | 14,086 | 11,913 | 14,676 | 57,495 |
| 9 | Bus | 1973 | 744 | 602 | 514 | 879 | 823 | 848 | 4,410 |
| 10 | | 1974 | 792 | 586 | 839 | 1,073 | 828 | 755 | 4,873 |
| 11 | Same day | 1973 | 179 | 55 | 99 | 139 | 79 | 288 | 839 |
| 12 | | 1974 | 161 | 27 | 64 | 72 | 91 | 263 | 678 |
| 13 | One or more nights | 1973 | 565 | 547 | 415 | 740 | 744 | 560 | 3,571 |
| 14 | | 1974 | 631 | 559 | 775 | 1,001 | 737 | 492 | 4,195 |
| 15 | Rail | 1973 | - | - | - | - | - | - | - |
| 16 | | 1974 | - | - | - | - | - | - | - |
| 17 | Other methods | 1973 | 387 | 367 | 488 | 475 | 783 | 590 | 3,090 |
| 18 | | 1974 | 417 | 493 | 605 | 832 | 850 | 1,246 | 4,444 |
| 19 | Total land | 1973 | 23,421 | 22,176 | 28,464 | 34,390 | 34,708 | 33,051 | 176,210 |
| 20 | | 1974 | 16,283 | 18,749 | 21,606 | 34,893 | 35,433 | 46,027 | 172,991 |
| <u>Air</u> | | | | | | | | | |
| 21 | Commercial | 1973 | 7,521 | 5,697 | 7,117 | 6,886 | 4,400 | 3,649 | 35,270 |
| 22 | | 1974 | 9,917 | 8,685 | 9,229 | 12,711 | 5,780 | 5,592 | 51,914 |
| 23 | Private | 1973 | 279 | 236 | 399 | 354 | 380 | 274 | 1,922 |
| 24 | | 1974 | 287 | 402 | 308 | 609 | 400 | 408 | 2,414 |
| 25 | Total air | 1973 | 7,800 | 5,933 | 7,516 | 7,240 | 4,780 | 3,923 | 37,192 |
| 26 | | 1974 | 10,204 | 9,087 | 9,537 | 13,320 | 6,180 | 6,000 | 54,328 |
| <u>Marine</u> | | | | | | | | | |
| 27 | Commercial | 1973 | - | - | - | - | - | - | - |
| 28 | | 1974 | - | - | - | - | - | - | - |
| 29 | Private | 1973 | - | - | - | - | - | - | - |
| 30 | | 1974 | - | - | - | - | - | - | - |
| 31 | Total marine | 1973 | - | - | - | - | - | - | - |
| 32 | | 1974 | - | - | - | - | - | - | - |
| 33 | Total | 1973 | 31,221 | 28,109 | 35,980 | 41,630 | 39,488 | 36,974 | 213,402 |
| 34 | | 1974 | 26,487 | 27,836 | 31,143 | 48,213 | 41,613 | 52,027 | 227,319 |
| Returning from countries other than the United States(2) | | | | | | | | | |
| <u>Land (via the U.S.A.)</u> | | | | | | | | | |
| 35 | | 1973 | 14 | 8 | 4 | 21 | 12 | 18 | 77 |
| 36 | | 1974 | 4 | 9 | 25 | 10 | 21 | 61 | 130 |
| <u>Air</u> | | | | | | | | | |
| 37 | Returning direct | 1973 | 5,058 | 5,047 | 4,908 | 4,789 | 5,229 | 5,098 | 30,129 |
| 38 | | 1974 | 5,131 | 4,519 | 4,593 | 5,277 | 3,689 | 4,723 | 27,932 |
| 39 | Returning via the U.S.A. | 1973 | 54 | 45 | 60 | 203 | 79 | 43 | 484 |
| 40 | | 1974 | 306 | 139 | 1,732 | 980 | 31 | 32 | 3,220 |
| 41 | Total air | 1973 | 5,112 | 5,092 | 4,968 | 4,992 | 5,308 | 5,141 | 30,613 |
| 42 | | 1974 | 5,437 | 4,658 | 6,325 | 6,257 | 3,720 | 4,755 | 31,152 |
| <u>Marine</u> | | | | | | | | | |
| 43 | Returning direct | 1973 | - | - | - | - | - | - | - |
| 44 | | 1974 | - | - | - | - | - | - | - |
| 45 | Returning via the U.S.A. | 1973 | - | - | - | - | - | - | - |
| 46 | | 1974 | - | - | - | - | - | - | - |
| 47 | Total marine | 1973 | - | - | - | - | - | - | - |
| 48 | | 1974 | - | - | - | - | - | - | - |
| 49 | Total | 1973 | 5,126 | 5,100 | 4,972 | 5,013 | 5,320 | 5,159 | 30,690 |
| 50 | | 1974 | 5,441 | 4,667 | 6,350 | 6,267 | 3,741 | 4,816 | 31,282 |
| 51 | Grand total | 1973 | 36,347 | 33,209 | 40,952 | 46,643 | 44,808 | 42,133 | 244,092 |
| 52 | | 1974 | 31,928 | 32,503 | 37,493 | 54,480 | 45,354 | 56,843 | 258,601 |

(1) Continental United States and Alaska.

(2) Includes Hawaii, Puerto Rico, Philippines and other U.S. protectorates.

TABLEAU 12C. Voyageurs résidents revenant au Canada, selon le moyen de transport

| J | A | S | O | N | D | Year — Année | Moyen de transport | n° |
|---|--------|--------|--------|--------|--------|--------------------|----------------------------------|----|
| Rentrée des États-Unis(1) | | | | | | | | |
| | | | | | | | <u>Par terre</u> | |
| 68,056 | 63,941 | 40,064 | 34,362 | 18,892 | 16,958 | 410,983 | 1973 Automobile | 1 |
| 64,035 | 64,452 | 38,424 | | | | | 1974 | 2 |
| 34,957 | 27,192 | 21,666 | 18,950 | 11,449 | 10,173 | 213,413 | 1973 Même jour | 3 |
| 27,950 | 24,358 | 19,346 | | | | | 1974 | 4 |
| 6,001 | 5,423 | 3,353 | 2,583 | 1,468 | 1,370 | 30,944 | 1973 Une nuit | 5 |
| 5,205 | 4,175 | 2,615 | | | | | 1974 | 6 |
| 27,098 | 31,326 | 15,045 | 12,829 | 5,975 | 5,415 | 166,626 | 1973 Deux nuits ou plus | 7 |
| 30,880 | 35,919 | 16,463 | | | | | 1974 | 8 |
| 1,408 | 811 | 547 | 721 | 507 | 498 | 8,902 | 1973 Autocar | 9 |
| 1,670 | 1,098 | 794 | | | | | 1974 | 10 |
| 137 | 151 | 91 | 103 | 165 | 96 | 1,582 | 1973 Même jour | 11 |
| 378 | 344 | 68 | | | | | 1974 | 12 |
| 1,271 | 660 | 456 | 618 | 342 | 402 | 7,320 | 1973 Une nuit ou plus | 13 |
| 1,292 | 754 | 726 | | | | | 1974 | 14 |
| — | — | — | — | — | — | — | 1973 Chemin de fer | 15 |
| — | — | — | — | — | — | — | 1974 | 16 |
| 638 | 963 | 825 | 796 | 701 | 513 | 7,526 | 1973 Autres moyens | 17 |
| 1,090 | 847 | 530 | | | | | 1974 | 18 |
| 70,102 | 65,715 | 41,436 | 35,879 | 20,100 | 17,969 | 427,411 | 1973 Total, par terre | 19 |
| 66,795 | 66,397 | 39,748 | | | | | 1974 | 20 |
| | | | | | | | <u>Par air</u> | |
| 3,276 | 4,328 | 3,933 | 4,536 | 4,627 | 5,496 | 61,466 | 1973 Commercial | 21 |
| 5,686 | 7,005 | 5,771 | | | | | 1974 | 22 |
| 312 | 343 | 270 | 301 | 157 | 195 | 3,500 | 1973 Privé | 23 |
| 324 | 398 | 417 | | | | | 1974 | 24 |
| 3,588 | 4,671 | 4,203 | 4,837 | 4,784 | 5,691 | 64,966 | 1973 Total, par air | 25 |
| 6,010 | 7,403 | 6,188 | | | | | 1974 | 26 |
| | | | | | | | <u>Par mer</u> | |
| — | — | — | — | — | — | — | 1973 Commercial | 27 |
| — | — | — | — | — | — | — | 1974 | 28 |
| — | — | — | — | — | — | — | 1973 Privé | 29 |
| — | — | — | — | — | — | — | 1974 | 30 |
| — | — | — | — | — | — | — | 1973 Total, par mer | 31 |
| — | — | — | — | — | — | — | 1974 | 32 |
| 73,690 | 70,386 | 45,639 | 40,716 | 24,884 | 23,660 | 492,377 | 1973 Total | 33 |
| 72,805 | 73,800 | 45,936 | | | | | 1974 | 34 |
| Rentrée des pays autres que les États-Unis(2) | | | | | | | | |
| | | | | | | | <u>Par terre (via les É.-U.)</u> | |
| 55 | 51 | 27 | 67 | 20 | 4 | 301 | 1973 | 35 |
| 67 | 2 | 4 | | | | | 1974 | 36 |
| | | | | | | | <u>Par air</u> | |
| 7,178 | 8,466 | 5,544 | 4,871 | 1,810 | 1,567 | 59,565 | 1973 Rentrée directe | 37 |
| 6,308 | 8,160 | 5,400 | | | | | 1974 | 38 |
| 79 | 137 | 28 | 132 | 14 | 11 | 885 | 1973 Rentrée via les É.-U. | 39 |
| 41 | 101 | 51 | | | | | 1974 | 40 |
| 7,257 | 8,603 | 5,572 | 5,003 | 1,824 | 1,578 | 60,450 | 1973 Total, par air | 41 |
| 6,369 | 8,261 | 5,451 | | | | | 1974 | 42 |
| | | | | | | | <u>Par mer</u> | |
| — | — | — | — | — | — | — | 1973 Rentrée directe | 43 |
| — | — | — | — | — | — | — | 1974 | 44 |
| — | — | — | — | — | — | — | 1973 Rentrée via les É.-U. | 45 |
| — | — | — | — | — | — | — | 1974 | 46 |
| — | — | — | — | — | — | — | 1973 Total, par mer | 47 |
| — | — | — | — | — | — | — | 1974 | 48 |
| 7,312 | 8,654 | 5,599 | 5,070 | 1,844 | 1,582 | 60,751 | 1973 Total | 49 |
| 6,416 | 8,263 | 5,455 | | | | | 1974 | 50 |
| 81,002 | 79,040 | 51,238 | 45,786 | 26,728 | 25,242 | 553,128 | 1973 Total global | 51 |
| 79,221 | 82,063 | 51,391 | | | | | 1974 | 52 |

(1) États-Unis continentaux et Alaska.

(2) Comprend Hawaii, Porto Rico, Philippines et les autres protections des États-Unis.

TABLE 12D. Number of Vehicles Travelling Between Canada and the United States

| No. | Type of vehicle | | J | F | M | A | M | J | Six months — Six mois |
|------------------------|--------------------------------|------|--------|--------|--------|--------|--------|--------|-----------------------------|
| United States vehicles | | | | | | | | | |
| <u>Automobile</u> | | | | | | | | | |
| 1 | Same day | 1973 | 3,311 | 3,304 | 3,698 | 4,473 | 4,805 | 6,418 | 26,009 |
| 2 | | 1974 | 2,961 | 3,443 | 3,953 | 4,782 | 5,513 | 8,628 | 29,280 |
| 3 | One night | 1973 | 415 | 484 | 440 | 441 | 530 | 1,152 | 3,462 |
| 4 | | 1974 | 484 | 539 | 694 | 698 | 912 | 1,662 | 4,989 |
| 5 | Two or more nights | 1973 | 2,017 | 2,135 | 2,767 | 3,534 | 4,393 | 12,746 | 27,592 |
| 6 | | 1974 | 1,507 | 1,564 | 2,038 | 2,947 | 3,654 | 10,463 | 22,173 |
| 7 | Total | 1973 | 5,743 | 5,923 | 6,905 | 8,448 | 9,720 | 20,316 | 57,063 |
| 8 | | 1974 | 4,952 | 5,546 | 6,685 | 8,427 | 10,079 | 20,753 | 56,442 |
| 9 | Trucks used commercially | 1973 | 1,699 | 1,702 | 1,837 | 1,914 | 2,095 | 2,045 | 11,292 |
| 10 | | 1974 | 1,624 | 1,865 | 2,502 | 2,473 | 2,687 | 3,160 | 14,311 |
| 11 | Other vehicles | 1973 | — | — | 7 | 6 | 38 | 153 | 204 |
| 12 | | 1974 | — | 2 | 8 | 39 | 78 | 309 | 436 |
| 13 | Total | 1973 | 7,442 | 7,625 | 8,749 | 10,368 | 11,861 | 22,514 | 68,559 |
| 14 | | 1974 | 6,576 | 7,413 | 9,195 | 10,939 | 12,844 | 24,222 | 71,189 |
| Canadian vehicles | | | | | | | | | |
| <u>Automobile</u> | | | | | | | | | |
| 15 | Same day | 1973 | 4,912 | 4,664 | 5,682 | 6,388 | 6,806 | 6,900 | 35,352 |
| 16 | | 1974 | 3,704 | 4,513 | 5,064 | 6,928 | 7,675 | 9,673 | 37,557 |
| 17 | One night | 1973 | 610 | 583 | 692 | 799 | 815 | 832 | 4,331 |
| 18 | | 1974 | 476 | 684 | 783 | 880 | 1,003 | 1,405 | 5,231 |
| 19 | Two or more nights | 1973 | 3,391 | 3,154 | 4,415 | 5,667 | 4,646 | 4,647 | 25,920 |
| 20 | | 1974 | 1,890 | 2,042 | 2,472 | 4,946 | 4,510 | 5,547 | 21,407 |
| 21 | Total | 1973 | 8,913 | 8,401 | 10,789 | 12,854 | 12,267 | 12,379 | 65,603 |
| 22 | | 1974 | 6,070 | 7,239 | 8,319 | 12,754 | 13,188 | 16,625 | 64,195 |
| 23 | Trucks used commercially | 1973 | 1,109 | 1,337 | 1,210 | 1,187 | 1,347 | 1,159 | 7,349 |
| 24 | | 1974 | 931 | 1,340 | 1,482 | 1,528 | 1,673 | 1,732 | 8,686 |
| 25 | Other vehicles | 1973 | — | 2 | 25 | 19 | 108 | 106 | 260 |
| 26 | | 1974 | — | 17 | 17 | 114 | 135 | 267 | 550 |
| 27 | Total | 1973 | 10,022 | 9,740 | 12,024 | 14,060 | 13,722 | 13,644 | 73,212 |
| 28 | | 1974 | 7,001 | 8,596 | 9,818 | 14,396 | 14,996 | 18,624 | 73,431 |
| Total vehicles | | | | | | | | | |
| <u>Automobile</u> | | | | | | | | | |
| 29 | Same day | 1973 | 8,223 | 7,968 | 9,380 | 10,861 | 11,611 | 13,318 | 61,361 |
| 30 | | 1974 | 6,665 | 7,956 | 9,017 | 11,710 | 13,188 | 18,301 | 66,837 |
| 31 | One night | 1973 | 1,025 | 1,067 | 1,132 | 1,240 | 1,345 | 1,984 | 7,793 |
| 32 | | 1974 | 960 | 1,223 | 1,477 | 1,578 | 1,915 | 3,067 | 10,220 |
| 33 | Two or more nights | 1973 | 5,408 | 5,289 | 7,182 | 9,201 | 9,039 | 17,393 | 53,512 |
| 34 | | 1974 | 3,397 | 3,606 | 4,510 | 7,893 | 8,164 | 16,010 | 43,580 |
| 35 | Total | 1973 | 14,656 | 14,324 | 17,694 | 21,302 | 21,995 | 32,695 | 122,666 |
| 36 | | 1974 | 11,022 | 12,785 | 15,004 | 21,181 | 23,267 | 37,378 | 120,637 |
| 37 | Trucks used commercially | 1973 | 2,808 | 3,039 | 3,047 | 3,101 | 3,442 | 3,204 | 18,641 |
| 38 | | 1974 | 2,555 | 3,205 | 3,984 | 4,001 | 4,360 | 4,892 | 22,997 |
| 39 | Other vehicles | 1973 | — | 2 | 32 | 25 | 146 | 259 | 464 |
| 40 | | 1974 | — | 19 | 25 | 153 | 213 | 576 | 986 |
| 41 | Total | 1973 | 17,464 | 17,365 | 20,773 | 24,428 | 25,583 | 36,158 | 141,771 |
| 42 | | 1974 | 13,577 | 16,009 | 19,013 | 25,335 | 27,840 | 42,846 | 144,620 |

TABLEAU 12D. Nombre de véhicules voyageant entre le Canada et les États-Unis

| J | A | S | O | N | D | Year - Année | Genre de véhicule | N° |
|--------------------------|--------|--------|--------|--------|--------|--------------------|--------------------------------|----|
| Véhicules des États-Unis | | | | | | | | |
| | | | | | | | <u>Automobile</u> | |
| 12,222 | 10,851 | 6,189 | 5,837 | 3,963 | 3,440 | 68,511 | 1973 Même jour | 1 |
| 9,741 | 8,048 | 4,985 | | | | | 1974 | 2 |
| 2,642 | 2,728 | 1,552 | 1,224 | 761 | 669 | 13,038 | 1973 Une nuit | 3 |
| 2,424 | 1,844 | 959 | | | | | 1974 | 4 |
| 28,094 | 23,371 | 10,381 | 5,793 | 2,894 | 2,513 | 100,638 | 1973 Deux nuits ou plus | 5 |
| 20,554 | 16,752 | 8,238 | | | | | 1974 | 6 |
| 42,958 | 36,950 | 18,122 | 12,854 | 7,618 | 6,622 | 182,187 | 1973 Total | 7 |
| 32,719 | 26,644 | 14,182 | | | | | 1974 | 8 |
| 1,994 | 2,003 | 1,938 | 2,096 | 1,803 | 1,556 | 22,682 | 1973 Camions commerciaux | 9 |
| 2,538 | 2,897 | 2,487 | | | | | 1974 | 10 |
| 572 | 429 | 61 | 7 | 1 | 3 | 1,277 | 1973 Autres véhicules | 11 |
| 661 | 559 | 88 | | | | | 1974 | 12 |
| 45,524 | 39,382 | 20,121 | 14,957 | 9,422 | 8,181 | 206,146 | 1973 Total | 13 |
| 35,918 | 30,100 | 16,757 | | | | | 1974 | 14 |
| Véhicules du Canada | | | | | | | | |
| | | | | | | | <u>Automobile</u> | |
| 12,190 | 10,180 | 8,384 | 7,775 | 5,125 | 4,415 | 83,421 | 1973 Même jour | 15 |
| 10,194 | 8,865 | 7,451 | | | | | 1974 | 16 |
| 2,214 | 2,157 | 1,472 | 1,177 | 689 | 603 | 12,643 | 1973 Une nuit | 17 |
| 1,898 | 1,567 | 1,058 | | | | | 1974 | 18 |
| 8,866 | 10,289 | 5,794 | 4,873 | 2,445 | 2,187 | 60,374 | 1973 Deux nuits ou plus | 19 |
| 10,093 | 11,470 | 6,069 | | | | | 1974 | 20 |
| 23,270 | 22,626 | 15,650 | 13,825 | 8,259 | 7,205 | 156,438 | 1973 Total | 21 |
| 22,185 | 21,902 | 14,578 | | | | | 1974 | 22 |
| 1,148 | 1,241 | 1,333 | 1,532 | 1,318 | 1,059 | 14,980 | 1973 Camions commerciaux | 23 |
| 1,324 | 1,940 | 1,425 | | | | | 1974 | 24 |
| 204 | 150 | 70 | 44 | 6 | 1 | 735 | 1973 Autres véhicules | 25 |
| 299 | 368 | 168 | | | | | 1974 | 26 |
| 24,622 | 24,017 | 17,053 | 15,401 | 9,583 | 8,265 | 172,153 | 1973 Total | 27 |
| 23,808 | 24,210 | 16,171 | | | | | 1974 | 28 |
| Total, véhicules | | | | | | | | |
| | | | | | | | <u>Automobile</u> | |
| 24,412 | 21,031 | 14,573 | 13,612 | 9,088 | 7,855 | 151,932 | 1973 Même jour | 29 |
| 19,935 | 16,913 | 12,436 | | | | | 1974 | 30 |
| 4,856 | 4,885 | 3,024 | 2,401 | 1,450 | 1,272 | 25,681 | 1973 Une nuit | 31 |
| 4,322 | 3,411 | 2,017 | | | | | 1974 | 32 |
| 36,960 | 33,660 | 16,175 | 10,666 | 5,339 | 4,700 | 161,012 | 1973 Deux nuits ou plus | 33 |
| 30,647 | 28,222 | 14,307 | | | | | 1974 | 34 |
| 66,228 | 59,576 | 33,772 | 26,679 | 15,877 | 13,827 | 338,625 | 1973 Total | 35 |
| 56,904 | 48,546 | 28,760 | | | | | 1974 | 36 |
| 3,142 | 3,244 | 3,271 | 3,628 | 3,121 | 2,615 | 37,662 | 1973 Camions commerciaux | 37 |
| 3,862 | 4,837 | 3,912 | | | | | 1974 | 38 |
| 776 | 579 | 131 | 51 | 7 | 4 | 2,012 | 1973 Autres véhicules | 39 |
| 960 | 927 | 256 | | | | | 1974 | 40 |
| 70,146 | 63,399 | 37,174 | 30,358 | 19,005 | 16,446 | 378,299 | 1973 Total | 41 |
| 59,726 | 54,310 | 32,928 | | | | | 1974 | 42 |

TABLE 13A. Non-resident Travellers Entering Canada by Type of Transportation

| No. | Type of transportation | J | F | M | A | M | J | Six months - Six mois |
|---|-----------------------------------|---------|---------|---------|---------|---------|---------|-----------------------------|
| Residents of the United States | | | | | | | | |
| <u>Land</u> | | | | | | | | |
| 1 | Automobile 1973 | 108,526 | 138,171 | 178,484 | 184,340 | 229,457 | 319,003 | 1,157,981 |
| 2 | 1974 | 102,010 | 122,050 | 160,865 | 175,240 | 218,784 | 320,736 | 1,099,685 |
| 3 | Same day 1973 | 80,994 | 93,683 | 114,561 | 115,528 | 118,513 | 132,344 | 655,623 |
| 4 | 1974 | 75,638 | 82,931 | 103,440 | 106,955 | 118,209 | 135,139 | 622,312 |
| 5 | One night 1973 | 8,315 | 12,523 | 17,298 | 15,764 | 18,604 | 24,873 | 97,377 |
| 6 | 1974 | 7,148 | 9,509 | 14,081 | 14,581 | 17,326 | 24,953 | 87,598 |
| 7 | Two or more nights 1973 | 19,217 | 31,965 | 46,625 | 53,048 | 92,340 | 161,786 | 404,981 |
| 8 | 1974 | 19,224 | 29,610 | 43,344 | 53,704 | 83,249 | 160,644 | 389,775 |
| 9 | Bus 1973 | 6,182 | 6,820 | 9,508 | 10,631 | 20,570 | 13,559 | 67,270 |
| 10 | 1974 | 7,506 | 7,667 | 10,539 | 11,479 | 17,781 | 18,137 | 73,109 |
| 11 | Same day 1973 | 2,756 | 3,836 | 4,423 | 4,338 | 9,475 | 4,383 | 29,211 |
| 12 | 1974 | 3,413 | 3,461 | 4,201 | 4,371 | 6,779 | 3,203 | 47,681 |
| 13 | One or more nights 1973 | 3,426 | 2,984 | 5,085 | 6,293 | 11,095 | 9,176 | 38,059 |
| 14 | 1974 | 4,093 | 4,206 | 6,338 | 7,108 | 11,002 | 14,934 | 25,428 |
| 15 | Rail 1973 | 240 | 309 | 290 | 181 | 291 | 362 | 1,673 |
| 16 | 1974 | 534 | 696 | 924 | 688 | 940 | 1,035 | 4,817 |
| 17 | Other Methods 1973 | 1,515 | 1,952 | 3,336 | 4,174 | 19,177 | 27,998 | 58,152 |
| 18 | 1974 | 1,525 | 1,812 | 3,368 | 4,728 | 16,292 | 28,825 | 56,550 |
| 19 | Total land 1973 | 116,463 | 147,252 | 191,618 | 199,326 | 269,495 | 360,922 | 1,285,076 |
| 20 | 1974 | 111,575 | 132,225 | 175,696 | 192,135 | 253,797 | 368,733 | 1,234,161 |
| <u>Air</u> | | | | | | | | |
| 21 | Commercial 1973 | 7,559 | 7,211 | 6,681 | 9,625 | 12,913 | 18,705 | 62,694 |
| 22 | 1974 | 9,203 | 8,767 | 11,110 | 7,413 | 14,817 | 22,328 | 73,638 |
| 23 | Private 1973 | 852 | 942 | 1,136 | 1,591 | 2,244 | 3,671 | 10,436 |
| 24 | 1974 | 725 | 884 | 1,045 | 1,666 | 2,466 | 3,682 | 10,468 |
| 25 | Total air 1973 | 8,411 | 8,153 | 7,817 | 11,216 | 15,157 | 22,376 | 73,130 |
| 26 | 1974 | 9,928 | 9,651 | 12,155 | 9,079 | 17,283 | 26,010 | 84,106 |
| <u>Marine</u> | | | | | | | | |
| 27 | Commercial 1973 | 43 | 201 | 464 | 238 | 2,808 | 7,288 | 11,042 |
| 28 | 1974 | 61 | 41 | 357 | 367 | 1,249 | 5,632 | 7,707 |
| 29 | Private 1973 | 77 | 11 | 184 | 517 | 2,423 | 3,905 | 7,117 |
| 30 | 1974 | 42 | 89 | 261 | 597 | 2,281 | 4,274 | 7,544 |
| 31 | Total marine 1973 | 120 | 212 | 648 | 755 | 5,231 | 11,193 | 18,159 |
| 32 | 1974 | 103 | 130 | 618 | 964 | 3,530 | 9,906 | 15,251 |
| 33 | Total 1973 | 124,994 | 155,617 | 200,083 | 211,297 | 289,883 | 394,491 | 1,376,365 |
| 34 | 1974 | 121,606 | 142,006 | 188,469 | 202,178 | 274,610 | 404,649 | 1,333,518 |
| Residents of countries other than the United States | | | | | | | | |
| <u>Land (via the U.S.A.)</u> | | | | | | | | |
| 35 | Same day 1973 | 182 | 203 | 264 | 352 | 568 | 871 | 2,440 |
| 36 | 1974 | 199 | 111 | 191 | 242 | 585 | 1,201 | 2,529 |
| 37 | One or more nights 1973 | 396 | 324 | 484 | 751 | 1,451 | 2,531 | 5,937 |
| 38 | 1974 | 546 | 506 | 859 | 1,518 | 2,115 | 3,830 | 9,374 |
| 39 | Total land 1973 | 578 | 527 | 748 | 1,103 | 2,019 | 3,402 | 8,377 |
| 40 | 1974 | 745 | 617 | 1,050 | 1,760 | 2,700 | 5,031 | 11,903 |
| <u>Air</u> | | | | | | | | |
| 41 | Entering direct 1973 | 1,529 | 1,790 | 1,863 | 3,223 | 4,887 | 9,357 | 22,649 |
| 42 | 1974 | 1,734 | 1,696 | 2,797 | 2,474 | 7,219 | 11,064 | 26,984 |
| 43 | Entering via the U.S.A. 1973 | 1,226 | 919 | 1,143 | 1,733 | 2,335 | 3,673 | 11,029 |
| 44 | 1974 | 1,812 | 1,488 | 2,044 | 3,525 | 3,384 | 4,728 | 16,981 |
| 45 | Total air 1973 | 2,755 | 2,709 | 3,006 | 4,956 | 7,222 | 13,030 | 33,678 |
| 46 | 1974 | 3,546 | 3,184 | 4,841 | 5,999 | 10,603 | 15,792 | 43,965 |
| <u>Marine</u> | | | | | | | | |
| 47 | Entering direct 1973 | - | 1,044 | 47 | 3 | - | 78 | 1,172 |
| 48 | 1974 | 9 | 1 | 18 | 71 | 275 | 1,162 | 1,536 |
| 49 | Entering via the U.S.A. 1973 | 775 | 413 | 17 | 318 | 82 | 30 | 1,635 |
| 50 | 1974 | - | 2 | 125 | 6 | 78 | 250 | 461 |
| 51 | Total marine 1973 | 775 | 1,457 | 64 | 321 | 82 | 108 | 2,807 |
| 52 | 1974 | 9 | 3 | 143 | 77 | 353 | 1,412 | 1,997 |
| 53 | Total 1973 | 4,108 | 4,693 | 3,818 | 6,380 | 9,323 | 16,540 | 44,862 |
| 54 | 1974 | 4,300 | 3,804 | 6,034 | 7,836 | 13,656 | 22,235 | 57,865 |
| 55 | Grand total 1973 | 129,102 | 160,310 | 203,901 | 217,677 | 299,206 | 411,031 | 1,421,227 |
| 56 | 1974 | 125,906 | 145,810 | 194,503 | 210,014 | 288,266 | 426,884 | 1,391,383 |

TABLEAU 13A. Voyageurs non résidents entrant au Canada, selon le moyen de transport

| J | A | S | O | N | D | Year - Année | Moyen de transport | N° |
|---|---------|---------|---------|---------|---------|--------------------|--------------------------------|----|
| Résidents des États-Unis | | | | | | | | |
| <u>Par terre</u> | | | | | | | | |
| 503,715 | 490,975 | 282,211 | 188,484 | 149,924 | 135,299 | 2,908,589 | 1973 Automobile | 1 |
| 449,282 | 534,455 | 269,691 | | | | | 1974 | 2 |
| 188,719 | 187,869 | 134,380 | 102,878 | 85,132 | 86,526 | 1,441,127 | 1973 Même jour | 3 |
| 163,706 | 199,292 | 121,417 | | | | | 1974 | 4 |
| 32,142 | 36,359 | 23,016 | 19,011 | 23,228 | 10,720 | 241,853 | 1973 Une nuit | 5 |
| 34,809 | 45,033 | 23,505 | | | | | 1974 | 6 |
| 282,854 | 266,747 | 124,815 | 66,595 | 41,564 | 38,053 | 1,225,609 | 1973 Deux nuits ou plus | 7 |
| 250,767 | 290,130 | 124,769 | | | | | 1974 | 8 |
| 18,888 | 22,386 | 13,145 | 10,707 | 7,689 | 7,823 | 147,908 | 1973 Autocar | 9 |
| 21,329 | 23,695 | 13,624 | | | | | 1974 | 10 |
| 4,383 | 4,833 | 4,091 | 4,348 | 3,155 | 2,423 | 52,444 | 1973 Même jour | 11 |
| 4,043 | 6,011 | 3,837 | | | | | 1974 | 12 |
| 14,505 | 17,553 | 9,054 | 6,359 | 4,534 | 5,400 | 95,464 | 1973 Une nuit ou plus | 13 |
| 17,286 | 17,684 | 9,787 | | | | | 1974 | 14 |
| 1,187 | 443 | 420 | 452 | 796 | 669 | 5,640 | 1973 Chemin de fer | 15 |
| 1,238 | 1,618 | 1,069 | | | | | 1974 | 16 |
| 44,614 | 51,348 | 18,540 | 4,158 | 2,826 | 2,192 | 181,830 | 1973 Autres moyens | 17 |
| 43,112 | 55,221 | 23,200 | | | | | 1974 | 18 |
| 568,404 | 565,152 | 314,316 | 203,801 | 161,235 | 145,983 | 3,243,967 | 1973 Total, par terre | 19 |
| 514,961 | 614,989 | 307,584 | | | | | 1974 | 20 |
| <u>Par air</u> | | | | | | | | |
| 25,207 | 23,024 | 18,652 | 11,945 | 9,412 | 11,692 | 162,626 | 1973 Commercial | 21 |
| 27,136 | 28,018 | 19,906 | | | | | 1974 | 22 |
| 4,939 | 6,877 | 2,796 | 1,374 | 726 | 661 | 27,809 | 1973 Privé | 23 |
| 5,074 | 7,637 | 3,367 | | | | | 1974 | 24 |
| 30,146 | 29,901 | 21,448 | 13,319 | 10,138 | 12,353 | 190,435 | 1973 Total, par air | 25 |
| 32,210 | 35,655 | 23,273 | | | | | 1974 | 26 |
| <u>Par mer</u> | | | | | | | | |
| 10,392 | 11,086 | 7,178 | 950 | 386 | 145 | 41,179 | 1973 Commercial | 27 |
| 19,095 | 14,093 | 7,848 | | | | | 1974 | 28 |
| 13,275 | 11,408 | 2,157 | 191 | 53 | 43 | 34,244 | 1973 Privé | 29 |
| 13,852 | 11,508 | 1,908 | | | | | 1974 | 30 |
| 23,667 | 22,494 | 9,335 | 1,141 | 439 | 188 | 75,423 | 1973 Total, par mer | 31 |
| 32,947 | 25,601 | 9,756 | | | | | 1974 | 32 |
| 622,217 | 617,547 | 345,099 | 218,261 | 171,812 | 158,524 | 3,509,825 | 1973 Total | 33 |
| 580,118 | 676,245 | 340,613 | | | | | 1974 | 34 |
| Résidents des pays autres que les États-Unis | | | | | | | | |
| <u>Par terre (via les É.-U.)</u> | | | | | | | | |
| 2,198 | 1,894 | 949 | 430 | 199 | 224 | 8,334 | 1973 Même jour | 35 |
| 2,208 | 2,594 | 1,072 | | | | | 1974 | 36 |
| 6,315 | 5,131 | 3,655 | 1,409 | 839 | 794 | 24,080 | 1973 Une nuit ou plus | 37 |
| 8,649 | 9,565 | 4,699 | | | | | 1974 | 38 |
| 8,513 | 7,025 | 4,604 | 1,839 | 1,038 | 1,018 | 32,414 | 1973 Total, par terre | 39 |
| 10,857 | 12,159 | 5,771 | | | | | 1974 | 40 |
| <u>Par air</u> | | | | | | | | |
| 13,767 | 9,395 | 5,441 | 2,453 | 1,905 | 3,525 | 59,135 | 1973 Entrée directe | 41 |
| 16,673 | 10,839 | 7,987 | | | | | 1974 | 42 |
| 4,887 | 5,552 | 3,209 | 2,534 | 1,815 | 2,227 | 31,253 | 1973 Entrée via les É.U. | 43 |
| 6,399 | 8,889 | 5,240 | | | | | 1974 | 44 |
| 18,654 | 14,947 | 8,650 | 4,987 | 3,720 | 5,752 | 90,388 | 1973 Total, par air | 45 |
| 23,072 | 19,728 | 13,227 | | | | | 1974 | 46 |
| <u>Par mer</u> | | | | | | | | |
| 44 | - | 253 | - | 163 | - | 1,632 | 1973 Entrée directe | 47 |
| - | 5 | 1 | | | | | 1974 | 48 |
| 67 | 114 | 25 | 4 | - | 6 | 1,851 | 1973 Entrée via les É.-U. | 49 |
| 61 | 328 | 21 | | | | | 1974 | 50 |
| 111 | 114 | 278 | 4 | 163 | 6 | 3,483 | 1973 Total, par mer | 51 |
| 61 | 333 | 22 | | | | | 1974 | 52 |
| 27,278 | 22,086 | 13,532 | 6,830 | 4,921 | 6,776 | 126,285 | 1973 Total | 53 |
| 33,990 | 32,220 | 19,020 | | | | | 1974 | 54 |
| 649,495 | 639,633 | 358,631 | 225,091 | 176,733 | 165,300 | 3,636,110 | 1973 Total global | 55 |
| 614,108 | 708,465 | 359,633 | | | | | 1974 | 56 |

TABLE 13B. Non-Resident Travellers Entering Canada by Country of Residence(1) - Continued

| No. | Country of residence | J | F | M | A | M | J | Six months - Six mois |
|-------------------------|----------------------------------|-------|-------|-------|-------|-------|--------|-----------------------------|
| <u>Europe</u> | | | | | | | | |
| 1 | Austria | 7 | 33 | 9 | 18 | 21 | 74 | 162 |
| 2 | 1974 | 3 | 29 | 13 | 25 | 65 | 79 | 214 |
| 3 | Azores | - | - | - | - | - | - | - |
| 4 | 1974 | - | - | - | - | - | - | - |
| 5 | Belgium | 2 | 4 | 3 | 165 | 11 | 51 | 236 |
| 6 | 1974 | 11 | 3 | 15 | 29 | 40 | 62 | 160 |
| 7 | Bulgaria | - | - | - | - | - | 2 | 2 |
| 8 | 1974 | - | - | - | - | - | - | - |
| 9 | Czechoslovakia | 1 | 3 | 5 | 14 | 8 | 20 | 51 |
| 10 | 1974 | 1 | 3 | 5 | 11 | 11 | 24 | 45 |
| 11 | Denmark | 24 | 35 | 43 | 62 | 66 | 214 | 444 |
| 12 | 1974 | 40 | 49 | 31 | 89 | 86 | 258 | 553 |
| 13 | Finland | 10 | 8 | 22 | 18 | 16 | 450 | 524 |
| 14 | 1974 | 11 | 11 | 24 | 45 | 26 | 641 | 758 |
| 15 | France | 44 | 51 | 55 | 68 | 102 | 143 | 463 |
| 16 | 1974 | 47 | 49 | 64 | 96 | 118 | 234 | 608 |
| 17 | Germany (Federal Republic) | 77 | 118 | 167 | 247 | 417 | 1,105 | 2,131 |
| 18 | 1974 | 145 | 118 | 537 | 492 | 669 | 1,622 | 3,583 |
| 19 | Greece | 10 | 4 | 6 | 10 | 10 | 14 | 54 |
| 20 | 1974 | 9 | 11 | 12 | 19 | 27 | 54 | 132 |
| 21 | Hungary | 4 | 1 | 1 | 1 | 8 | 72 | 86 |
| 22 | 1974 | 5 | - | 4 | 5 | 20 | 101 | 135 |
| 23 | Ireland (Republic) | 13 | - | 10 | 14 | 24 | 48 | 109 |
| 24 | 1974 | 8 | 14 | 9 | 18 | 29 | 40 | 118 |
| 25 | Italy | 21 | 24 | 46 | 53 | 73 | 63 | 280 |
| 26 | 1974 | 31 | 24 | 37 | 57 | 51 | 92 | 292 |
| 27 | Malta | 1 | 3 | - | 2 | 2 | - | 8 |
| 28 | 1974 | - | - | - | 1 | - | - | 3 |
| 29 | Netherlands, The | 66 | 62 | 71 | 103 | 330 | 1,336 | 1,968 |
| 30 | 1974 | 203 | 67 | 189 | 302 | 554 | 1,448 | 2,763 |
| 31 | Norway | 28 | 51 | 57 | 74 | 136 | 300 | 646 |
| 32 | 1974 | 44 | 56 | 84 | 96 | 107 | 521 | 908 |
| 33 | Poland | - | 1 | - | 3 | - | 9 | 13 |
| 34 | 1974 | 3 | 3 | 7 | 10 | 12 | 2 | 37 |
| 35 | Portugal | 9 | - | 11 | 27 | 8 | 15 | 70 |
| 36 | 1974 | 4 | 1 | 23 | 6 | 15 | 21 | 70 |
| 37 | Rumania | - | - | - | - | 1 | - | 1 |
| 38 | 1974 | - | 1 | 1 | - | - | 5 | 7 |
| 39 | Spain | 7 | 10 | 14 | 29 | 19 | 27 | 106 |
| 40 | 1974 | 13 | 9 | 8 | 12 | 19 | 27 | 88 |
| 41 | Sweden | 49 | 32 | 73 | 125 | 104 | 230 | 613 |
| 42 | 1974 | 78 | 61 | 105 | 119 | 141 | 286 | 790 |
| 43 | Switzerland | 22 | 29 | 28 | 44 | 102 | 162 | 387 |
| 44 | 1974 | 27 | 12 | 43 | 87 | 137 | 273 | 579 |
| 45 | Turkey | 11 | - | - | 1 | 4 | 8 | 24 |
| 46 | 1974 | 5 | 6 | 7 | 8 | 5 | 15 | 46 |
| 47 | United Kingdom | 690 | 1,809 | 599 | 1,098 | 2,782 | 5,012 | 11,990 |
| 48 | 1974 | 424 | 580 | 718 | 1,733 | 4,730 | 6,372 | 14,557 |
| 49 | U.S.S.R. | 1 | 1 | 2 | 4 | 4 | 2 | 14 |
| 50 | 1974 | 5 | 1 | 3 | - | 5 | 7 | 21 |
| 51 | Yugoslavia | 7 | 8 | 5 | 5 | 9 | 29 | 63 |
| 52 | 1974 | 10 | 6 | 46 | 17 | 14 | 41 | 134 |
| 53 | Other | 3 | 6 | 1 | 8 | 5 | 6 | 29 |
| 54 | 1974 | 1 | 1 | 7 | 13 | 7 | 33 | 62 |
| 55 | Total | 1,107 | 2,292 | 1,228 | 2,193 | 4,262 | 9,392 | 20,474 |
| 56 | 1974 | 1,128 | 1,115 | 1,992 | 3,280 | 6,890 | 12,258 | 26,663 |
| <u>Africa</u> | | | | | | | | |
| 57 | Algeria | - | - | - | 5 | 1 | - | 6 |
| 58 | 1974 | - | - | - | - | 1 | 2 | 3 |
| 59 | Egypt | 3 | - | 1 | 5 | - | 4 | 13 |
| 60 | 1974 | - | - | 2 | - | 1 | 10 | 13 |
| 61 | Rhodesia | - | - | - | 2 | 4 | 3 | 9 |
| 62 | 1974 | 1 | - | 1 | 1 | 1 | 5 | 9 |
| 63 | South Africa | 27 | 14 | 24 | 31 | 77 | 202 | 375 |
| 64 | 1974 | 16 | 29 | 30 | 63 | 119 | 283 | 540 |
| 65 | Other | 7 | 20 | 31 | 24 | 48 | 64 | 194 |
| 66 | 1974 | 24 | 12 | 19 | 35 | 85 | 57 | 232 |
| 67 | Total | 37 | 34 | 56 | 67 | 130 | 273 | 597 |
| 68 | 1974 | 41 | 41 | 52 | 99 | 207 | 357 | 797 |
| <u>Asia (Continued)</u> | | | | | | | | |
| 69 | Bangladesh | - | 1 | 2 | - | 2 | 1 | 6 |
| 70 | 1974 | - | - | - | - | - | 3 | 3 |
| 71 | China | 6 | 7 | 8 | 5 | 10 | 53 | 89 |
| 72 | 1974 | - | - | 1 | - | 4 | 48 | 53 |
| 73 | Hong Kong | 517 | 220 | 206 | 361 | 487 | 629 | 2,420 |
| 74 | 1974 | 465 | 218 | 401 | 354 | 711 | 878 | 3,027 |
| 75 | India | 37 | 37 | 51 | 37 | 69 | 103 | 334 |
| 76 | 1974 | 53 | 70 | 62 | 54 | 84 | 142 | 465 |

See footnote(s) at the end of the table.

TABLEAU 13B. Voyageurs non résidents entrant au Canada, selon le pays de résidence(1) - suite

| J | A | S | O | N | D | Year - Année | Pays de résidence | N ^o |
|---------------------|--------|--------|-------|-------|-------|--------------------|--|----------------|
| <u>Europe</u> | | | | | | | | |
| 131 | 133 | 63 | 26 | 11 | 18 | 544 | 1973 Autriche | 1 |
| 227 | 128 | 64 | - | - | - | - | 1974 | 2 |
| - | 1 | - | - | - | - | - | 1973 Açores | 3 |
| 120 | 69 | 27 | 17 | 4 | 7 | 480 | 1974 | 4 |
| 134 | 88 | 33 | - | - | - | 2 | 1973 Belgique | 5 |
| - | - | - | - | - | - | - | 1974 | 6 |
| - | - | - | - | - | - | - | 1973 Bulgarie | 7 |
| 13 | 4 | 7 | - | 3 | 1 | 79 | 1974 | 8 |
| 20 | 42 | 8 | - | - | - | - | 1973 Tchecoslovaquie | 9 |
| 689 | 111 | 91 | 68 | 47 | 39 | 1,489 | 1974 | 10 |
| 588 | 158 | 89 | - | - | - | - | 1973 Danemark | 11 |
| 318 | 81 | 37 | 32 | 49 | 15 | 1,056 | 1974 | 12 |
| 311 | 83 | 28 | - | - | - | - | 1973 Finlande | 13 |
| 274 | 373 | 139 | 76 | 69 | 44 | 1,438 | 1974 | 14 |
| 406 | 621 | 297 | - | - | - | - | 1973 France | 15 |
| 2,339 | 1,771 | 985 | 307 | 185 | 252 | 7,970 | 1974 | 16 |
| 2,978 | 2,618 | 1,570 | - | - | - | - | 1973 Allemagne (République fédérale) | 17 |
| 32 | 10 | 22 | 21 | 8 | 20 | 167 | 1974 | 18 |
| 44 | 51 | 52 | - | - | - | - | 1973 Grèce | 19 |
| 93 | 26 | 24 | 7 | 2 | 2 | 240 | 1974 | 20 |
| 130 | 58 | 22 | - | - | - | - | 1973 Hongrie | 21 |
| 67 | 53 | 39 | 14 | 14 | 9 | 305 | 1974 | 22 |
| 156 | 106 | 83 | - | - | - | - | 1973 Irlande (République) | 23 |
| 129 | 231 | 92 | 61 | 48 | 28 | 869 | 1974 | 24 |
| 136 | 212 | 110 | - | - | - | - | 1973 Italie | 25 |
| 2 | - | - | - | - | - | - | 1974 | 26 |
| 1 | 2 | 3 | - | - | - | - | 1973 Malte | 27 |
| 3,327 | 1,035 | 434 | 149 | 117 | 233 | 7,263 | 1974 | 28 |
| 3,640 | 1,440 | 836 | - | - | - | - | 1973 Pays-Bas | 29 |
| 615 | 166 | 139 | 73 | 80 | 72 | 1,791 | 1974 | 30 |
| 491 | 216 | 86 | - | - | - | - | 1973 Norvège | 31 |
| 8 | 4 | 9 | 2 | - | 2 | 38 | 1974 | 32 |
| 14 | 13 | 8 | - | - | - | - | 1973 Pologne | 33 |
| 29 | 13 | 9 | 5 | 11 | 5 | 142 | 1974 | 34 |
| 21 | 35 | 30 | - | - | - | - | 1973 Portugal | 35 |
| 2 | 3 | 2 | 4 | - | 1 | 13 | 1974 | 36 |
| 2 | 5 | - | - | - | - | - | 1973 Roumanie | 37 |
| 49 | 32 | 18 | 13 | 24 | 12 | 254 | 1974 | 38 |
| 56 | 62 | 42 | - | - | - | - | 1973 Espagne | 39 |
| 382 | 136 | 143 | 119 | 101 | 90 | 1,584 | 1974 | 40 |
| 467 | 275 | 124 | - | - | - | - | 1973 Suède | 41 |
| 325 | 275 | 164 | 103 | 61 | 45 | 1,360 | 1974 | 42 |
| 568 | 403 | 264 | - | - | - | - | 1973 Suisse | 43 |
| 11 | 4 | 2 | 1 | - | 9 | 51 | 1974 | 44 |
| 8 | 11 | 10 | - | - | - | - | 1973 Turquie | 45 |
| 9,004 | 7,292 | 4,261 | 1,422 | 812 | 1,388 | 36,169 | 1974 | 46 |
| 11,146 | 9,302 | 6,278 | - | - | - | - | 1973 Royaume-Uni | 47 |
| - | 4 | 3 | 1 | 3 | 1 | 26 | 1974 | 48 |
| - | 33 | 5 | - | - | - | - | 1973 U.R.S.S. | 49 |
| 59 | 30 | 18 | 5 | 51 | 19 | 245 | 1974 | 50 |
| 41 | 150 | 13 | - | - | - | - | 1973 Yougoslavie | 51 |
| 8 | 18 | 14 | - | 1 | 5 | 75 | 1974 | 52 |
| 16 | 11 | 11 | - | - | - | - | 1973 Autres | 53 |
| - | - | - | - | - | - | - | 1974 | 54 |
| 18,026 | 11,874 | 6,742 | 2,526 | 1,701 | 2,317 | 63,660 | 1973 Total | 55 |
| 21,601 | 16,124 | 10,066 | - | - | - | - | 1974 | 56 |
| <u>Afrique</u> | | | | | | | | |
| 2 | 2 | - | - | 1 | 1 | 12 | 1973 Algérie | 57 |
| - | - | - | - | - | - | - | 1974 | 58 |
| 9 | 5 | 2 | 1 | - | 2 | 32 | 1973 Égypte | 59 |
| 10 | 7 | 6 | - | - | - | - | 1974 | 60 |
| 8 | 4 | - | 1 | - | 2 | 24 | 1973 Rhodésie | 61 |
| 2 | 4 | 4 | - | - | - | - | 1974 | 62 |
| 101 | 91 | 95 | 36 | 26 | 37 | 761 | 1973 Afrique du Sud | 63 |
| 146 | 159 | 162 | - | - | - | - | 1974 | 64 |
| 74 | 67 | 51 | 34 | 15 | 28 | 463 | 1973 Autres | 65 |
| 100 | 106 | 61 | - | - | - | - | 1974 | 66 |
| 194 | 169 | 148 | 72 | 42 | 70 | 1,292 | 1973 Total | 67 |
| 258 | 276 | 233 | - | - | - | - | 1974 | 68 |
| <u>Asie (suite)</u> | | | | | | | | |
| 1 | - | 3 | 4 | - | - | 14 | 1973 Bangladesh | 69 |
| 9 | 1 | 5 | - | - | - | - | 1974 | 70 |
| 8 | 7 | 6 | 11 | 8 | 1 | 130 | 1973 Chine | 71 |
| 5 | 49 | 4 | - | - | - | - | 1974 | 72 |
| 998 | 1,801 | 1,032 | 333 | 301 | 737 | 7,622 | 1973 Hong-Kong | 73 |
| 1,294 | 2,709 | 1,135 | - | - | - | - | 1974 | 74 |
| 144 | 103 | 106 | 72 | 70 | 125 | 954 | 1973 Inde | 75 |
| 191 | 222 | 161 | - | - | - | - | 1974 | 76 |

Voir renvoi(s) à la fin du tableau.

TABLE 13B. Non-resident Travellers Entering Canada by Country of Residence(1) - Concluded

| No. | Country of residence | J | F | M | A | M | J | Six months - Six mois | |
|---|-------------------------------|---------|---------|---------|---------|---------|---------|-----------------------------|-----------|
| <u>Asia - Concluded</u> | | | | | | | | | |
| 1 | Israel | 1973 | 6 | 3 | 16 | 23 | 19 | 46 | 113 |
| 2 | 1974 | 5 | 7 | 15 | 17 | 25 | 78 | 147 | |
| 3 | Japan | 1973 | 937 | 1,125 | 1,120 | 1,465 | 1,632 | 2,608 | 8,887 |
| 4 | 1974 | 1,306 | 1,303 | 1,663 | 1,947 | 2,091 | 3,003 | 11,313 | |
| 5 | Korea, South | 1973 | 68 | 76 | 86 | 84 | 91 | 32 | 437 |
| 6 | 1974 | 37 | 31 | 85 | 41 | 69 | 74 | 337 | |
| 7 | Lebanon | 1973 | - | - | 1 | 2 | 3 | 3 | 9 |
| 8 | 1974 | 1 | - | 1 | 1 | 1 | 7 | 11 | |
| 9 | Pakistan | 1973 | 4 | 1 | 1 | 1 | 3 | 8 | 18 |
| 10 | 1974 | 6 | 9 | 12 | 5 | 6 | 29 | 67 | |
| 11 | Philippines | 1973 | 35 | 31 | 54 | 47 | 105 | 96 | 368 |
| 12 | 1974 | 65 | 62 | 76 | 101 | 136 | 179 | 619 | |
| 13 | Sri Lanka | 1973 | 2 | 1 | 3 | - | 5 | 19 | 30 |
| 14 | 1974 | 1 | 5 | 2 | 2 | - | 7 | 17 | |
| 15 | Syria | 1973 | - | - | - | - | - | - | - |
| 16 | 1974 | - | - | - | 1 | 3 | - | 4 | |
| 17 | Taiwan | 1973 | 32 | 25 | 59 | 70 | 116 | 375 | |
| 18 | 1974 | 91 | 22 | 70 | 42 | 109 | 197 | 531 | |
| 19 | Other | 1973 | 68 | 68 | 56 | 109 | 152 | 281 | 734 |
| 20 | 1974 | 89 | 112 | 103 | 149 | 229 | 357 | 1,039 | |
| 21 | Total | 1973 | 1,712 | 1,595 | 1,663 | 2,204 | 2,651 | 3,995 | 13,820 |
| 22 | 1974 | 2,119 | 1,839 | 2,491 | 2,714 | 3,468 | 5,002 | 17,633 | |
| <u>North America, Central America and Caribbean</u> | | | | | | | | | |
| 23 | Antigua | 1973 | 1 | - | - | - | - | - | 1 |
| 24 | 1974 | - | - | - | - | - | - | - | - |
| 25 | Bahamas | 1973 | - | 2 | 2 | 1 | 2 | 6 | 13 |
| 26 | 1974 | 1 | 1 | - | 2 | 12 | 2 | 18 | |
| 27 | Barbados | 1973 | 2 | - | - | 1 | 2 | 1 | 6 |
| 28 | 1974 | 1 | 4 | - | 1 | - | 3 | 9 | |
| 29 | Bermuda | 1973 | 2 | - | 2 | 3 | 5 | 7 | 19 |
| 30 | 1974 | 8 | - | 5 | - | 10 | 6 | 29 | |
| 31 | Cuba | 1973 | 1 | 3 | 4 | 1 | 4 | 14 | 14 |
| 32 | 1974 | 1 | - | 3 | - | 2 | 3 | 9 | |
| 33 | Haiti | 1973 | - | - | - | - | 1 | - | 1 |
| 34 | 1974 | - | - | 1 | 1 | 1 | - | 3 | |
| 35 | Jamaica | 1973 | 2 | 2 | - | 10 | 10 | 9 | 33 |
| 36 | 1974 | 1 | 1 | 28 | 9 | 4 | 29 | 72 | |
| 37 | Mexico | 1973 | 90 | 123 | 102 | 313 | 392 | 320 | 1,340 |
| 38 | 1974 | 115 | 105 | 261 | 243 | 383 | 372 | 1,479 | |
| 39 | St. Pierre and Miquelon | 1973 | - | - | - | - | - | - | - |
| 40 | 1974 | - | - | - | - | - | - | - | |
| 41 | Trinidad and Tobago | 1973 | 5 | 8 | 7 | 2 | 23 | 11 | 56 |
| 42 | 1974 | 14 | 8 | 4 | 2 | 23 | 13 | 64 | |
| 43 | United States | 1973 | 124,994 | 155,617 | 200,083 | 211,297 | 289,883 | 394,491 | 1,376,365 |
| 44 | 1974 | 121,606 | 142,006 | 188,469 | 202,178 | 274,610 | 404,649 | 1,333,518 | |
| 45 | Other | 1973 | 29 | 34 | 16 | 37 | 50 | 86 | 252 |
| 46 | 1974 | 43 | 36 | 43 | 36 | 66 | 83 | 307 | |
| 47 | Total | 1973 | 125,126 | 155,789 | 200,216 | 211,665 | 290,369 | 394,935 | 1,378,100 |
| 48 | 1974 | 121,790 | 142,161 | 188,814 | 202,472 | 275,111 | 405,160 | 1,335,508 | |
| <u>South America</u> | | | | | | | | | |
| 49 | Argentina | 1973 | 42 | 41 | 23 | 24 | 46 | 47 | 223 |
| 50 | 1974 | 34 | 34 | 28 | 15 | 54 | 50 | 215 | |
| 51 | Brazil | 1973 | 12 | 25 | 9 | 61 | 31 | 69 | 207 |
| 52 | 1974 | 15 | 21 | 24 | 21 | 86 | 112 | 279 | |
| 53 | Colombia | 1973 | 7 | 5 | 4 | 10 | 11 | 33 | 70 |
| 54 | 1974 | 9 | 12 | 9 | 10 | 10 | 36 | 86 | |
| 55 | Guyana | 1973 | 5 | 1 | 1 | 2 | - | 2 | 11 |
| 56 | 1974 | 7 | 1 | 2 | 1 | 2 | 2 | 15 | |
| 57 | Venezuela | 1973 | 5 | 11 | 5 | 6 | 10 | 17 | 54 |
| 58 | 1974 | 12 | 5 | 11 | 7 | 9 | 18 | 62 | |
| 59 | Other | 1973 | 126 | 143 | 160 | 131 | 156 | 152 | 868 |
| 60 | 1974 | 112 | 79 | 132 | 82 | 103 | 172 | 680 | |
| 61 | Total | 1973 | 197 | 226 | 202 | 234 | 254 | 320 | 1,433 |
| 62 | 1974 | 189 | 152 | 206 | 136 | 264 | 390 | 1,337 | |
| <u>Oceania and Other</u> | | | | | | | | | |
| <u>Ocean Islands</u> | | | | | | | | | |
| 63 | Australia | 1973 | 599 | 264 | 400 | 925 | 1,051 | 1,361 | 4,600 |
| 64 | 1974 | 484 | 362 | 709 | 990 | 1,749 | 2,786 | 7,030 | |
| 65 | New Zealand | 1973 | 296 | 87 | 94 | 329 | 404 | 672 | 1,882 |
| 66 | 1974 | 106 | 114 | 172 | 285 | 484 | 697 | 1,858 | |
| 67 | Other | 1973 | 28 | 23 | 42 | 60 | 85 | 83 | 321 |
| 68 | 1974 | 49 | 26 | 67 | 88 | 93 | 234 | 557 | |
| 69 | Total | 1973 | 923 | 374 | 536 | 1,314 | 1,540 | 2,116 | 6,803 |
| 70 | 1974 | 639 | 502 | 948 | 1,313 | 2,326 | 3,717 | 9,445 | |
| 71 | Grand total | 1973 | 129,102 | 160,310 | 203,901 | 217,677 | 299,206 | 411,031 | 1,421,227 |
| 72 | 1974 | 125,906 | 145,810 | 194,503 | 210,014 | 288,266 | 426,884 | 1,391,383 | |

(1) Additional data are available by country on request.

TABLEAU 13B. Voyageurs non résidents entrant au Canada, selon le pays de résidence(1) - fin

| J | A | S | O | N | D | Year Année | Pays de résidence | NO |
|---------|---------|---------|---------|---------|---------|---------------|--|----|
| | | | | | | | <u>Asie - fin</u> | |
| 94 | 81 | 62 | 5 | 8 | 5 | 368 | 1973 Israël | 1 |
| 113 | 170 | 96 | | | | | 1974 | 2 |
| 4,085 | 4,679 | 2,573 | 1,779 | 1,196 | 1,205 | 24,404 | 1973 Japon | 3 |
| 5,196 | 7,165 | 3,414 | | | | | 1974 | 4 |
| 71 | 51 | 52 | 54 | 49 | 88 | 802 | 1973 Corée du Sud | 5 |
| 97 | 80 | 113 | | | | | 1974 | 6 |
| 1 | 4 | - | - | 4 | 2 | 20 | 1973 Liban | 7 |
| 8 | 4 | 11 | | | | | 1974 | 8 |
| 24 | 13 | 7 | 5 | 2 | 12 | 81 | 1973 Pakistan | 9 |
| 8 | 12 | 10 | | | | | 1974 | 10 |
| 175 | 227 | 194 | 117 | 93 | 130 | 1,304 | 1973 Philippines | 11 |
| 187 | 185 | 237 | | | | | 1974 | 12 |
| 3 | 7 | 1 | - | 1 | 10 | 52 | 1973 Sri Lanka | 13 |
| 3 | 7 | 4 | | | | | 1974 | 14 |
| - | 1 | - | - | - | 1 | 2 | 1973 Syrie | 15 |
| 1 | 1 | - | | | | | 1974 | 16 |
| 107 | 65 | 195 | 87 | 65 | 89 | 983 | 1973 Taïwan | 17 |
| 157 | 235 | 131 | | | | | 1974 | 18 |
| 237 | 320 | 220 | 172 | 126 | 126 | 1,935 | 1973 Autres | 19 |
| 352 | 503 | 358 | | | | | 1974 | 20 |
| 5,948 | 7,359 | 4,451 | 2,639 | 1,923 | 2,531 | 38,671 | 1973 Total | 21 |
| 7,621 | 11,343 | 5,679 | | | | | 1974 | 22 |
| | | | | | | | <u>Amérique du Nord, Amérique centrale et Antilles</u> | |
| - | - | - | - | - | - | 1 | 1973 Antigua | 23 |
| - | - | - | | | | | 1974 | 24 |
| 4 | 13 | 6 | 3 | 4 | 8 | 51 | 1973 Bahamas | 25 |
| 8 | 5 | 1 | | | | | 1974 | 26 |
| 6 | 4 | 4 | 19 | 1 | 2 | 42 | 1973 Barbade | 27 |
| 9 | 3 | 5 | | | | | 1974 | 28 |
| 10 | 2 | 2 | 11 | 4 | 1 | 49 | 1973 Bermudes | 29 |
| 13 | 8 | 10 | | | | | 1974 | 30 |
| 3 | - | - | 2 | 1 | 3 | 23 | 1973 Cuba | 31 |
| 3 | 6 | 9 | | | | | 1974 | 32 |
| - | 1 | 1 | - | - | - | 3 | 1973 Haïti | 33 |
| 4 | 5 | 4 | | | | | 1974 | 34 |
| 11 | 23 | 11 | 11 | 10 | 11 | 110 | 1973 Jamaïque | 35 |
| 38 | 30 | 20 | | | | | 1974 | 36 |
| 751 | 611 | 377 | 236 | 163 | 204 | 3,682 | 1973 Mexique | 37 |
| 808 | 989 | 587 | | | | | 1974 | 38 |
| - | - | 1 | - | - | - | 1 | 1973 St. Pierre-et-Miquelon | 39 |
| - | - | - | | | | | 1974 | 40 |
| 37 | 12 | 11 | 16 | 9 | 4 | 145 | 1973 Trinité et Tobago | 41 |
| 29 | 29 | 31 | | | | | 1974 | 42 |
| 622,217 | 617,547 | 345,099 | 218,261 | 171,812 | 158,524 | 3,509,825 | 1973 États-Unis | 43 |
| 580,118 | 676,245 | 340,613 | | | | | 1974 | 44 |
| 69 | 36 | 42 | 65 | 60 | 57 | 581 | 1973 Autres | 45 |
| 53 | 82 | 59 | | | | | 1974 | 46 |
| 623,108 | 618,249 | 345,554 | 218,624 | 172,064 | 158,814 | 3,514,513 | 1973 Total | 47 |
| 581,083 | 677,402 | 341,339 | | | | | 1974 | 48 |
| | | | | | | | <u>Amérique du Sud</u> | |
| 51 | 28 | 23 | 17 | 23 | 23 | 388 | 1973 Argentine | 49 |
| 61 | 42 | 49 | | | | | 1974 | 50 |
| 65 | 31 | 34 | 20 | 33 | 35 | 425 | 1973 Brésil | 51 |
| 111 | 47 | 71 | | | | | 1974 | 52 |
| 10 | 13 | 4 | 13 | 5 | 15 | 130 | 1973 Colombie | 53 |
| 38 | 25 | 13 | | | | | 1974 | 54 |
| 6 | 1 | 3 | 2 | 3 | 2 | 28 | 1973 Guyane | 55 |
| 8 | 2 | 4 | | | | | 1974 | 56 |
| 30 | 28 | 50 | 12 | 17 | 8 | 199 | 1973 Venezuela | 57 |
| 22 | 55 | 25 | | | | | 1974 | 58 |
| 158 | 92 | 75 | 114 | 149 | 106 | 1,562 | 1973 Autres | 59 |
| 165 | 137 | 131 | | | | | 1974 | 60 |
| 320 | 193 | 189 | 178 | 230 | 189 | 2,732 | 1973 Total | 61 |
| 405 | 308 | 293 | | | | | 1974 | 62 |
| | | | | | | | <u>Océanie et autres îles océaniques</u> | |
| 1,282 | 1,194 | 1,116 | 821 | 533 | 1,096 | 10,642 | 1973 Australie | 63 |
| 2,233 | 2,182 | 1,396 | | | | | 1974 | 64 |
| 555 | 502 | 283 | 175 | 177 | 206 | 3,780 | 1973 Nouvelle-Zélande | 65 |
| 815 | 673 | 450 | | | | | 1974 | 66 |
| 62 | 93 | 148 | 56 | 63 | 77 | 820 | 1973 Autres | 67 |
| 92 | 157 | 177 | | | | | 1974 | 68 |
| 1,899 | 1,789 | 1,547 | 1,052 | 773 | 1,379 | 15,242 | 1973 Total | 69 |
| 3,140 | 3,012 | 2,023 | | | | | 1974 | 70 |
| 649,495 | 639,633 | 358,631 | 225,091 | 176,733 | 165,300 | 3,636,110 | 1973 Total global | 71 |
| 614,108 | 708,465 | 359,633 | | | | | 1974 | 72 |

(1) D'autres renseignements sont disponibles par pays, sur demande.

TABLE 13C. Resident Travellers Returning to Canada by Type of Transportation

| No. | Type of transportation | J | F | M | A | M | J | Six months - Six mois | |
|--|-------------------------------|------|---------|---------|---------|---------|---------|-----------------------------|-----------|
| Returning from the United States(1) | | | | | | | | | |
| <u>Land</u> | | | | | | | | | |
| 1 | Automobile | 1973 | 265,875 | 280,630 | 344,816 | 482,066 | 428,448 | 408,673 | 2,210,508 |
| 2 | | 1974 | 263,425 | 258,533 | 356,350 | 432,378 | 441,693 | 535,894 | 2,288,273 |
| 3 | Same day | 1973 | 211,761 | 231,586 | 278,477 | 359,340 | 332,542 | 332,322 | 1,746,028 |
| 4 | | 1974 | 213,137 | 214,578 | 289,522 | 339,833 | 333,888 | 413,945 | 1,804,903 |
| 5 | One night | 1973 | 16,751 | 14,919 | 20,029 | 26,158 | 26,055 | 25,539 | 129,451 |
| 6 | | 1974 | 17,522 | 17,233 | 22,351 | 26,038 | 28,222 | 36,969 | 148,335 |
| 7 | Two or more nights | 1973 | 37,363 | 34,125 | 46,310 | 96,568 | 69,851 | 50,812 | 335,029 |
| 8 | | 1974 | 32,766 | 26,722 | 44,477 | 66,507 | 79,583 | 84,980 | 335,035 |
| 9 | Bus | 1973 | 13,548 | 13,145 | 17,209 | 21,617 | 17,895 | 14,924 | 98,338 |
| 10 | | 1974 | 16,737 | 15,597 | 23,629 | 27,097 | 25,959 | 24,778 | 133,797 |
| 11 | Same day | 1973 | 4,241 | 5,273 | 7,072 | 6,728 | 4,888 | 6,321 | 34,523 |
| 12 | | 1974 | 4,670 | 4,685 | 5,893 | 5,414 | 6,717 | 6,241 | 33,620 |
| 13 | One or more nights | 1973 | 9,307 | 7,872 | 10,137 | 14,889 | 13,007 | 8,603 | 63,815 |
| 14 | | 1974 | 12,067 | 10,912 | 17,736 | 21,683 | 19,242 | 18,537 | 100,177 |
| 15 | Rail | 1973 | 254 | 410 | 210 | 234 | 214 | 90 | 1,412 |
| 16 | | 1974 | 342 | 566 | 846 | 645 | 557 | 517 | 3,473 |
| 17 | Other methods | 1973 | 2,371 | 2,831 | 4,311 | 6,185 | 6,632 | 8,008 | 30,338 |
| 18 | | 1974 | 2,307 | 2,306 | 3,939 | 5,533 | 6,247 | 9,612 | 29,944 |
| 19 | Total land | 1973 | 282,048 | 297,016 | 366,546 | 510,102 | 453,189 | 431,695 | 2,340,596 |
| 20 | | 1974 | 282,811 | 277,002 | 384,764 | 465,653 | 474,456 | 570,801 | 2,455,487 |
| <u>Air</u> | | | | | | | | | |
| 21 | Commercial | 1973 | 18,208 | 15,596 | 13,626 | 17,519 | 13,671 | 11,251 | 89,871 |
| 22 | | 1974 | 22,229 | 18,174 | 24,312 | 16,993 | 15,138 | 13,907 | 110,753 |
| 23 | Private | 1973 | 294 | 474 | 629 | 822 | 628 | 688 | 3,535 |
| 24 | | 1974 | 315 | 459 | 697 | 1,317 | 985 | 954 | 4,727 |
| 25 | Total air | 1973 | 18,502 | 16,070 | 14,255 | 18,341 | 14,299 | 11,939 | 93,406 |
| 26 | | 1974 | 22,544 | 18,633 | 25,009 | 18,310 | 16,123 | 14,861 | 115,480 |
| <u>Marine</u> | | | | | | | | | |
| 27 | Commercial | 1973 | 17 | 33 | 4 | 337 | 397 | 1,298 | 2,086 |
| 28 | | 1974 | - | 2 | - | 3 | 204 | 7,458 | 7,667 |
| 29 | Private | 1973 | 11 | 9 | 29 | 259 | 563 | 522 | 1,393 |
| 30 | | 1974 | 105 | 66 | 141 | 364 | 767 | 973 | 2,416 |
| 31 | Total marine | 1973 | 28 | 42 | 33 | 596 | 960 | 1,820 | 3,479 |
| 32 | | 1974 | 105 | 68 | 141 | 367 | 971 | 8,431 | 10,083 |
| 33 | Total | 1973 | 300,578 | 313,128 | 380,834 | 529,039 | 468,448 | 445,454 | 2,437,481 |
| 34 | | 1974 | 305,460 | 295,703 | 409,914 | 484,330 | 491,550 | 594,093 | 2,581,050 |
| Returning from countries other than the United States(2) | | | | | | | | | |
| <u>Land (via the U.S.A.)</u> | | | | | | | | | |
| 35 | | 1973 | 268 | 296 | 248 | 210 | 287 | 29 | 1,338 |
| 36 | | 1974 | 36 | 414 | 546 | 870 | 190 | 49 | 2,105 |
| <u>Air</u> | | | | | | | | | |
| 37 | Returning direct | 1973 | 11,972 | 11,665 | 10,309 | 10,231 | 6,449 | 6,967 | 57,593 |
| 38 | | 1974 | 14,912 | 13,209 | 16,986 | 6,499 | 6,678 | 7,549 | 65,833 |
| 39 | Returning via the U.S.A. | 1973 | 2,564 | 1,817 | 2,051 | 2,017 | 1,212 | 1,003 | 10,664 |
| 40 | | 1974 | 4,085 | 4,242 | 5,380 | 6,573 | 2,060 | 1,227 | 23,567 |
| 41 | Total air | 1973 | 14,536 | 13,482 | 12,360 | 12,248 | 7,661 | 7,970 | 68,257 |
| 42 | | 1974 | 18,997 | 17,451 | 22,366 | 13,072 | 8,738 | 8,776 | 89,400 |
| <u>Marine</u> | | | | | | | | | |
| 43 | Returning direct | 1973 | - | - | - | 4 | 62 | 1 | 67 |
| 44 | | 1974 | 2 | - | 20 | 117 | 11 | - | 150 |
| 45 | Returning via the U.S.A. | 1973 | 132 | 225 | 502 | 6 | 198 | 64 | 1,127 |
| 46 | | 1974 | 476 | 742 | 357 | 3 | 881 | 920 | 3,379 |
| 47 | Total marine | 1973 | 132 | 225 | 502 | 10 | 260 | 65 | 1,194 |
| 48 | | 1974 | 478 | 742 | 377 | 120 | 892 | 920 | 3,529 |
| 49 | Total | 1973 | 14,936 | 14,003 | 13,110 | 12,468 | 8,208 | 8,064 | 70,789 |
| 50 | | 1974 | 19,511 | 18,607 | 23,289 | 14,062 | 9,820 | 9,745 | 95,034 |
| 51 | Grand total | 1973 | 315,514 | 327,131 | 393,944 | 541,507 | 476,656 | 453,518 | 2,508,270 |
| 52 | | 1974 | 324,971 | 314,310 | 433,203 | 498,392 | 501,370 | 603,838 | 2,676,084 |

(1) Continental United States and Alaska.

(2) Includes Hawaii, Puerto Rico, Philippines and other U.S. protectorates.

TABLEAU 13C. Voyageurs résidents revenant au Canada, selon le moyen de transport

| J | A | S | O | N | D | Year - Année | Moyen de transport | N° |
|--|---------|---------|---------|---------|---------|--------------|----------------------------------|----|
| Rentrée des États-Unis(1) | | | | | | | | |
| | | | | | | | <u>Par terre</u> | |
| 644,421 | 562,722 | 437,859 | 352,620 | 292,589 | 270,499 | 4,771,218 | 1973 Automobile | 1 |
| 719,676 | 750,273 | 527,936 | | | | | 1974 | 2 |
| 471,510 | 387,502 | 325,637 | 265,308 | 222,061 | 217,414 | 3,635,460 | 1973 Même jour | 3 |
| 481,994 | 492,118 | 376,161 | | | | | 1974 | 4 |
| 44,198 | 44,085 | 30,004 | 23,892 | 22,918 | 16,963 | 311,511 | 1973 Une nuit | 5 |
| 52,863 | 52,014 | 36,202 | | | | | 1974 | 6 |
| 128,713 | 131,135 | 82,218 | 63,420 | 47,610 | 36,122 | 824,247 | 1973 Deux nuits ou plus | 7 |
| 184,839 | 206,141 | 115,573 | | | | | 1974 | 8 |
| 18,254 | 18,327 | 15,849 | 22,305 | 18,141 | 14,050 | 205,264 | 1973 Autocar | 9 |
| 22,647 | 22,941 | 18,632 | | | | | 1974 | 10 |
| 5,850 | 5,152 | 4,609 | 5,893 | 5,717 | 5,003 | 66,747 | 1973 Même jour | 11 |
| 5,851 | 7,582 | 6,272 | | | | | 1974 | 12 |
| 12,404 | 13,175 | 11,240 | 16,412 | 12,424 | 9,047 | 138,517 | 1973 Une nuit ou plus | 13 |
| 16,796 | 15,359 | 12,360 | | | | | 1974 | 14 |
| 446 | 182 | 247 | 511 | 805 | 725 | 4,328 | 1973 Chemin de fer | 15 |
| 801 | 1,016 | 599 | | | | | 1974 | 16 |
| 13,074 | 13,949 | 7,282 | 3,836 | 2,872 | 2,483 | 73,834 | 1973 Autres moyens | 17 |
| 13,690 | 13,771 | 7,064 | | | | | 1974 | 18 |
| 676,195 | 595,180 | 461,237 | 379,272 | 314,407 | 287,757 | 5,054,644 | 1973 Total, par terre | 19 |
| 756,814 | 788,001 | 554,231 | | | | | 1974 | 20 |
| | | | | | | | <u>Par air</u> | |
| 13,275 | 12,586 | 12,034 | 14,821 | 13,523 | 13,981 | 170,091 | 1973 Commercial | 21 |
| 15,650 | 15,927 | 14,740 | | | | | 1974 | 22 |
| 795 | 781 | 630 | 495 | 347 | 304 | 6,887 | 1973 Privé | 23 |
| 1,117 | 1,140 | 918 | | | | | 1974 | 24 |
| 14,070 | 13,367 | 12,664 | 15,316 | 13,870 | 14,285 | 176,978 | 1973 Total, par air | 25 |
| 16,767 | 17,067 | 15,658 | | | | | 1974 | 26 |
| | | | | | | | <u>Par mer</u> | |
| 1,159 | 866 | 802 | 184 | - | - | 5,097 | 1973 Commercial | 27 |
| 1,886 | 1,528 | 915 | | | | | 1974 | 28 |
| 1,570 | 1,333 | 723 | 157 | 38 | 144 | 5,358 | 1973 Privé | 29 |
| 1,970 | 2,203 | 1,058 | | | | | 1974 | 30 |
| 2,729 | 2,199 | 1,525 | 341 | 38 | 144 | 10,455 | 1973 Total, par mer | 31 |
| 3,856 | 3,731 | 1,973 | | | | | 1974 | 32 |
| 692,994 | 610,746 | 475,426 | 394,929 | 328,315 | 302,186 | 5,242,077 | 1973 Total | 33 |
| 777,437 | 808,799 | 571,862 | | | | | 1974 | 34 |
| Rentrée des pays autres que les États-Unis(2) | | | | | | | | |
| | | | | | | | <u>Par terre (via les É.-U.)</u> | |
| 506 | 86 | 91 | 43 | 29 | 93 | 2,186 | 1973 | 35 |
| 236 | 83 | 70 | | | | | 1974 | 36 |
| | | | | | | | <u>Par air</u> | |
| 7,441 | 10,376 | 7,898 | 6,189 | 6,478 | 6,612 | 102,587 | 1973 Rentrée directe | 37 |
| 9,057 | 10,635 | 9,734 | | | | | 1974 | 38 |
| 1,043 | 1,428 | 1,356 | 1,462 | 1,475 | 2,013 | 19,441 | 1973 Rentrée via les É.-U. | 39 |
| 1,324 | 2,053 | 1,205 | | | | | 1974 | 40 |
| 8,484 | 11,804 | 9,254 | 7,651 | 7,953 | 8,625 | 122,028 | 1973 Total, par air | 41 |
| 10,381 | 12,688 | 10,939 | | | | | 1974 | 42 |
| | | | | | | | <u>Par mer</u> | |
| 62 | 1 | 473 | 8 | 236 | 2 | 849 | 1973 Rentrée directe | 43 |
| 6 | 26 | - | | | | | 1974 | 44 |
| 2 | 2 | - | - | - | - | 1,131 | 1973 Rentrée via les É.-U. | 45 |
| - | - | - | | | | | 1974 | 46 |
| 64 | 3 | 473 | 8 | 236 | 2 | 1,980 | 1973 Total, par mer | 47 |
| 6 | 26 | - | | | | | 1974 | 48 |
| 9,054 | 11,893 | 9,818 | 7,702 | 8,218 | 8,720 | 126,194 | 1973 Total | 49 |
| 10,623 | 12,797 | 11,009 | | | | | 1974 | 50 |
| 702,048 | 622,639 | 485,244 | 402,631 | 336,533 | 310,906 | 5,368,271 | 1973 Total global | 51 |
| 788,060 | 821,596 | 582,871 | | | | | 1974 | 52 |

(1) États-Unis continentaux et Alaska.

(2) Comprend Hawaï, Porto Rico, Philippines et les autres protections des États-Unis.

TABLE 13D. Number of Vehicles Travelling Between Canada and the United States

| No. | Type of vehicle | | J | F | M | A | M | J | Six months - Six mois |
|------------------------|--------------------------------|------|---------|---------|---------|---------|---------|---------|-----------------------------|
| United States vehicles | | | | | | | | | |
| <u>Automobile</u> | | | | | | | | | |
| 1 | Same day | 1973 | 33,801 | 38,196 | 45,808 | 45,432 | 47,127 | 49,484 | 259,848 |
| 2 | | 1974 | 32,552 | 35,279 | 42,861 | 43,945 | 48,550 | 51,518 | 254,685 |
| 3 | One night | 1973 | 3,657 | 5,268 | 7,222 | 6,402 | 7,567 | 9,452 | 39,568 |
| 4 | | 1974 | 3,194 | 4,063 | 5,856 | 6,117 | 7,200 | 9,422 | 35,852 |
| 5 | Two or more nights | 1973 | 8,584 | 13,339 | 19,049 | 21,229 | 36,273 | 57,715 | 156,189 |
| 6 | | 1974 | 8,601 | 12,422 | 17,961 | 21,962 | 33,312 | 58,090 | 152,348 |
| 7 | Total | 1973 | 46,042 | 56,803 | 72,079 | 73,063 | 90,967 | 116,651 | 455,605 |
| 8 | | 1974 | 44,347 | 51,764 | 66,658 | 72,024 | 89,062 | 119,030 | 442,885 |
| 9 | Trucks used commercially | 1973 | 4,978 | 5,235 | 5,938 | 6,199 | 5,278 | 5,894 | 33,522 |
| 10 | | 1974 | 5,555 | 6,473 | 7,424 | 7,779 | 7,728 | 7,714 | 42,673 |
| 11 | Other vehicles | 1973 | 71 | 83 | 231 | 513 | 1,047 | 1,566 | 3,511 |
| 12 | | 1974 | 63 | 71 | 349 | 425 | 800 | 2,358 | 4,066 |
| 13 | Total | 1973 | 51,091 | 62,121 | 78,248 | 79,775 | 97,292 | 124,111 | 492,638 |
| 14 | | 1974 | 49,985 | 58,308 | 74,431 | 80,228 | 97,590 | 129,102 | 489,624 |
| Canadian vehicles | | | | | | | | | |
| <u>Automobile</u> | | | | | | | | | |
| 15 | Same day | 1973 | 87,070 | 94,945 | 112,788 | 137,984 | 132,342 | 133,129 | 698,258 |
| 16 | | 1974 | 90,486 | 89,536 | 117,608 | 138,210 | 135,561 | 162,451 | 733,852 |
| 17 | One night | 1973 | 8,295 | 7,905 | 10,094 | 12,294 | 12,816 | 12,756 | 64,160 |
| 18 | | 1974 | 9,276 | 8,890 | 11,325 | 13,129 | 14,295 | 18,417 | 75,332 |
| 19 | Two or more nights | 1973 | 14,636 | 14,302 | 19,391 | 34,961 | 26,776 | 20,398 | 130,464 |
| 20 | | 1974 | 13,013 | 11,229 | 17,551 | 26,324 | 30,598 | 32,770 | 131,485 |
| 21 | Total | 1973 | 110,001 | 117,152 | 142,273 | 185,239 | 171,934 | 166,283 | 892,882 |
| 22 | | 1974 | 112,775 | 109,655 | 146,484 | 177,663 | 180,454 | 213,638 | 940,669 |
| 23 | Trucks used commercially | 1973 | 3,944 | 5,046 | 5,128 | 4,842 | 4,315 | 4,637 | 27,912 |
| 24 | | 1974 | 3,562 | 3,955 | 4,788 | 5,210 | 4,863 | 4,925 | 27,303 |
| 25 | Other vehicles | 1973 | 352 | 677 | 1,224 | 2,136 | 2,198 | 2,519 | 9,106 |
| 26 | | 1974 | 335 | 449 | 862 | 1,583 | 1,721 | 2,561 | 7,491 |
| 27 | Total | 1973 | 114,297 | 122,875 | 148,625 | 192,217 | 178,447 | 173,439 | 929,900 |
| 28 | | 1974 | 116,672 | 114,059 | 152,114 | 184,456 | 187,038 | 221,124 | 975,463 |
| Total vehicles | | | | | | | | | |
| <u>Automobile</u> | | | | | | | | | |
| 29 | Same day | 1973 | 120,871 | 133,141 | 158,596 | 183,416 | 179,469 | 182,613 | 958,106 |
| 30 | | 1974 | 123,038 | 124,815 | 160,449 | 182,155 | 184,111 | 213,969 | 988,537 |
| 31 | One night | 1973 | 11,952 | 13,173 | 17,316 | 18,696 | 20,383 | 22,208 | 103,728 |
| 32 | | 1974 | 12,470 | 12,953 | 17,181 | 19,246 | 21,495 | 27,839 | 111,184 |
| 33 | Two or more nights | 1973 | 23,220 | 27,641 | 38,440 | 56,190 | 63,049 | 78,113 | 286,653 |
| 34 | | 1974 | 21,614 | 23,651 | 35,512 | 48,286 | 63,910 | 90,860 | 283,833 |
| 35 | Total | 1973 | 156,043 | 173,955 | 214,352 | 258,302 | 262,901 | 282,934 | 1,348,487 |
| 36 | | 1974 | 157,122 | 161,419 | 213,142 | 249,687 | 269,516 | 332,668 | 1,383,554 |
| 37 | Trucks used commercially | 1973 | 8,922 | 10,281 | 11,066 | 11,041 | 9,593 | 10,531 | 61,434 |
| 38 | | 1974 | 9,117 | 10,428 | 12,212 | 12,989 | 12,591 | 12,639 | 69,976 |
| 39 | Other vehicles | 1973 | 423 | 760 | 1,455 | 2,649 | 3,245 | 4,085 | 12,617 |
| 40 | | 1974 | 398 | 520 | 1,191 | 2,008 | 2,521 | 4,919 | 11,557 |
| 41 | Total | 1973 | 165,388 | 184,996 | 226,873 | 271,992 | 275,739 | 297,550 | 1,422,538 |
| 42 | | 1974 | 166,637 | 172,367 | 226,545 | 264,684 | 284,628 | 350,226 | 1,465,087 |

TABLEAU 13D. Nombre de véhicules voyageant entre le Canada et les États-Unis

| J | A | S | O | N | D | Year - Année | Genre de véhicule | n° |
|--------------------------|---------|---------|---------|---------|---------|--------------------|--------------------------------|----|
| Véhicules des États-Unis | | | | | | | | |
| | | | | | | | <u>Automobile</u> | |
| 63,799 | 65,386 | 52,390 | 43,714 | 35,963 | 36,416 | 557,516 | 1973 Même jour | 1 |
| 59,416 | 68,776 | 49,161 | | | | | 1974 | 2 |
| 11,520 | 12,967 | 9,308 | 7,557 | 7,687 | 4,577 | 93,184 | 1973 Une nuit | 3 |
| 12,600 | 15,942 | 9,830 | | | | | 1974 | 4 |
| 93,623 | 90,841 | 51,578 | 27,727 | 17,179 | 15,456 | 452,593 | 1973 Deux nuits ou plus | 5 |
| 86,658 | 99,630 | 52,449 | | | | | 1974 | 6 |
| 168,942 | 169,194 | 113,276 | 78,998 | 60,829 | 56,449 | 1,103,293 | 1973 Total | 7 |
| 158,674 | 184,348 | 111,440 | | | | | 1974 | 8 |
| 5,708 | 5,625 | 5,840 | 6,183 | 6,067 | 5,224 | 68,169 | 1973 Camions commerciaux | 9 |
| 7,128 | 6,549 | 7,182 | | | | | 1974 | 10 |
| 3,063 | 3,786 | 1,291 | 248 | 66 | 44 | 12,009 | 1973 Autres véhicules | 11 |
| 3,647 | 3,676 | 1,489 | | | | | 1974 | 12 |
| 177,713 | 178,605 | 120,407 | 85,429 | 66,962 | 61,717 | 1,183,471 | 1973 Total | 13 |
| 169,449 | 194,573 | 120,111 | | | | | 1974 | 14 |
| Véhicules du Canada | | | | | | | | |
| | | | | | | | <u>Automobile</u> | |
| 174,549 | 146,665 | 129,625 | 111,013 | 94,863 | 91,837 | 1,446,810 | 1973 Même jour | 15 |
| 181,193 | 187,002 | 149,336 | | | | | 1974 | 16 |
| 21,552 | 22,055 | 14,822 | 11,599 | 10,839 | 8,975 | 154,002 | 1973 Une nuit | 17 |
| 26,239 | 25,572 | 17,818 | | | | | 1974 | 18 |
| 44,892 | 45,018 | 32,616 | 25,578 | 19,120 | 14,426 | 312,114 | 1973 Deux nuits ou plus | 19 |
| 63,498 | 70,403 | 46,001 | | | | | 1974 | 20 |
| 240,993 | 213,738 | 177,063 | 148,190 | 124,822 | 115,238 | 1,912,926 | 1973 Total | 21 |
| 270,930 | 282,977 | 213,155 | | | | | 1974 | 22 |
| 4,024 | 3,673 | 3,439 | 4,591 | 4,316 | 3,193 | 51,148 | 1973 Camions commerciaux | 23 |
| 4,531 | 4,639 | 5,068 | | | | | 1974 | 24 |
| 4,370 | 4,101 | 2,031 | 839 | 423 | 318 | 21,188 | 1973 Autres véhicules | 25 |
| 4,127 | 3,901 | 2,138 | | | | | 1974 | 26 |
| 249,387 | 221,512 | 182,533 | 153,620 | 129,561 | 118,749 | 1,985,262 | 1973 Total | 27 |
| 279,588 | 291,517 | 220,361 | | | | | 1974 | 28 |
| Total, véhicules | | | | | | | | |
| | | | | | | | <u>Automobile</u> | |
| 238,348 | 212,051 | 182,015 | 154,727 | 130,826 | 128,253 | 2,004,326 | 1973 Même jour | 29 |
| 240,609 | 255,778 | 198,497 | | | | | 1974 | 30 |
| 33,072 | 35,022 | 24,130 | 19,156 | 18,526 | 13,552 | 247,186 | 1973 Une nuit | 31 |
| 38,839 | 41,514 | 27,648 | | | | | 1974 | 32 |
| 138,515 | 135,859 | 84,194 | 53,305 | 36,299 | 29,882 | 764,707 | 1973 Deux nuits ou plus | 33 |
| 150,156 | 170,033 | 98,450 | | | | | 1974 | 34 |
| 409,935 | 382,932 | 290,339 | 227,188 | 185,651 | 171,687 | 3,016,219 | 1973 Total | 35 |
| 429,604 | 467,325 | 324,595 | | | | | 1974 | 36 |
| 9,732 | 9,298 | 9,279 | 10,774 | 10,383 | 8,417 | 119,317 | 1973 Camions commerciaux | 37 |
| 11,659 | 11,188 | 12,250 | | | | | 1974 | 38 |
| 7,433 | 7,887 | 3,322 | 1,087 | 489 | 362 | 33,197 | 1973 Autres véhicules | 39 |
| 7,774 | 7,577 | 3,627 | | | | | 1974 | 40 |
| 427,100 | 400,117 | 302,940 | 239,049 | 196,523 | 180,466 | 3,168,733 | 1973 Total | 41 |
| 449,037 | 486,090 | 340,472 | | | | | 1974 | 42 |

TABLE 14A. Non-resident Travellers Entering Canada by Type of Transportation

| No. | Type of transportation | J | F | M | A | M | J | Six months Six mois |
|---|-----------------------------------|-------|-------|-------|-------|-------|--------|------------------------|
| Residents of the United States | | | | | | | | |
| <u>Land</u> | | | | | | | | |
| 1 | Automobile 1973 | 1,734 | 2,007 | 2,579 | 3,008 | 6,596 | 16,266 | 32,190 |
| 2 | 1974 | 1,914 | 1,720 | 2,702 | 3,632 | 6,070 | 13,438 | 29,476 |
| 3 | Same day 1973 | 489 | 470 | 707 | 1,044 | 1,408 | 2,430 | 6,548 |
| 4 | 1974 | 706 | 699 | 1,036 | 1,156 | 1,736 | 2,772 | 8,105 |
| 5 | One night 1973 | 352 | 416 | 385 | 558 | 1,319 | 3,274 | 6,304 |
| 6 | 1974 | 273 | 226 | 267 | 881 | 1,275 | 1,834 | 4,756 |
| 7 | Two or more nights 1973 | 893 | 1,121 | 1,487 | 1,406 | 3,869 | 10,562 | 19,338 |
| 8 | 1974 | 935 | 795 | 1,399 | 1,595 | 3,059 | 8,832 | 16,615 |
| 9 | Bus 1973 | 12 | 12 | 558 | 160 | 385 | 1,944 | 3,071 |
| 10 | 1974 | — | 8 | 273 | 2 | 307 | 2,494 | 3,084 |
| 11 | Same day 1973 | — | — | 46 | 36 | 35 | 236 | 353 |
| 12 | 1974 | — | — | 100 | 1 | — | 84 | 195 |
| 13 | One or more nights 1973 | 12 | 12 | 512 | 124 | 350 | 1,708 | 2,718 |
| 14 | 1974 | — | 8 | 173 | 1 | 307 | 2,400 | 2,889 |
| 15 | Rail 1973 | 74 | 82 | 33 | 97 | 1,438 | 5,734 | 7,458 |
| 16 | 1974 | 30 | 71 | 93 | 260 | 1,588 | 7,148 | 9,190 |
| 17 | Other Methods 1973 | — | 1 | 4 | 12 | 24 | 102 | 143 |
| 18 | 1974 | 2 | 2 | — | 9 | 40 | 87 | 140 |
| 19 | Total land 1973 | 1,820 | 2,102 | 3,174 | 3,277 | 8,443 | 24,046 | 42,862 |
| 20 | 1974 | 1,946 | 1,801 | 3,068 | 3,903 | 8,005 | 23,167 | 41,890 |
| <u>Air</u> | | | | | | | | |
| 21 | Commercial 1973 | 27 | — | — | 134 | 95 | 481 | 737 |
| 22 | 1974 | 24 | 135 | 117 | 99 | 180 | 524 | 1,079 |
| 23 | Private 1973 | 30 | — | — | 90 | 149 | 317 | 586 |
| 24 | 1974 | 51 | 48 | 80 | 118 | 284 | 326 | 907 |
| 25 | Total air 1973 | 57 | — | — | 224 | 244 | 798 | 1,323 |
| 26 | 1974 | 75 | 183 | 197 | 217 | 464 | 850 | 1,986 |
| <u>Marine</u> | | | | | | | | |
| 27 | Commercial 1973 | — | — | — | — | — | — | — |
| 28 | 1974 | — | — | — | — | — | — | — |
| 29 | Private 1973 | — | — | — | — | — | — | — |
| 30 | 1974 | — | — | — | — | — | — | — |
| 31 | Total marine 1973 | — | — | — | — | — | — | — |
| 32 | 1974 | — | — | — | — | — | — | — |
| 33 | Total 1973 | 1,877 | 2,102 | 3,174 | 3,501 | 8,687 | 24,844 | 44,185 |
| 34 | 1974 | 2,021 | 1,984 | 3,265 | 4,120 | 8,469 | 24,017 | 43,876 |
| Residents of countries other than the United States | | | | | | | | |
| <u>Land (via the U.S.A.)</u> | | | | | | | | |
| 35 | Same day 1973 | — | — | — | — | 2 | 32 | 34 |
| 36 | 1974 | — | — | — | — | — | 18 | 18 |
| 37 | One or more nights 1973 | — | — | — | 3 | 12 | 121 | 136 |
| 38 | 1974 | — | — | — | — | 10 | 124 | 134 |
| 39 | Total land 1973 | — | — | — | 3 | 14 | 153 | 170 |
| 40 | 1974 | — | — | — | — | 10 | 142 | 152 |
| <u>Air</u> | | | | | | | | |
| 41 | Entering direct 1973 | — | — | — | — | — | — | — |
| 42 | 1974 | — | — | — | — | — | — | — |
| 43 | Entering via the U.S.A. 1973 | — | — | — | — | — | 2 | 2 |
| 44 | 1974 | — | — | — | — | — | — | — |
| 45 | Total air 1973 | — | — | — | — | — | 2 | 2 |
| 46 | 1974 | — | — | — | — | — | — | — |
| <u>Marine</u> | | | | | | | | |
| 47 | Entering direct 1973 | — | — | — | — | — | — | — |
| 48 | 1974 | — | — | — | — | — | — | — |
| 49 | Entering via the U.S.A. 1973 | — | — | — | — | — | — | — |
| 50 | 1974 | — | — | — | — | — | — | — |
| 51 | Total marine 1973 | — | — | — | — | — | — | — |
| 52 | 1974 | — | — | — | — | — | — | — |
| 53 | Total 1973 | — | — | — | 3 | 14 | 155 | 172 |
| 54 | 1974 | — | — | — | — | 10 | 142 | 152 |
| 55 | Grand total 1973 | 1,877 | 2,102 | 3,174 | 3,504 | 8,701 | 24,999 | 44,357 |
| 56 | 1974 | 2,021 | 1,984 | 3,265 | 4,120 | 8,479 | 24,159 | 44,028 |

TABLEAU 14A. Voyageurs non résidents entrant au Canada, selon le moyen de transport

| J | A | S | O | N | D | Year - Année | Moyen de transport | N ^o |
|---|--------|--------|-------|-------|-------|--------------------|--------------------------------|----------------|
| Résidents des États-Unis | | | | | | | | |
| <u>Par terre</u> | | | | | | | | |
| 25,488 | 23,610 | 10,232 | 4,653 | 3,512 | 3,189 | 102,874 | 1973 Automobile | 1 |
| 20,443 | 18,232 | 10,035 | | | | | 1974 | 2 |
| 3,470 | 3,109 | 1,840 | 866 | 866 | 739 | 17,438 | 1973 Même jour | 3 |
| 4,938 | 3,690 | 2,618 | | | | | 1974 | 4 |
| 4,513 | 3,872 | 1,796 | 751 | 425 | 338 | 17,999 | 1973 Une nuit | 5 |
| 3,175 | 3,215 | 2,067 | | | | | 1974 | 6 |
| 17,505 | 16,629 | 6,596 | 3,036 | 2,221 | 2,112 | 67,437 | 1973 Deux nuits ou plus | 7 |
| 12,330 | 11,327 | 5,350 | | | | | 1974 | 8 |
| 3,779 | 3,317 | 1,280 | 28 | 59 | 66 | 11,600 | 1973 Autocar | 9 |
| 4,457 | 4,112 | 1,468 | | | | | 1974 | 10 |
| 501 | 303 | - | - | - | - | 1,157 | 1973 Même jour | 11 |
| 189 | 280 | 10 | | | | | 1974 | 12 |
| 3,278 | 3,014 | 1,280 | 28 | 59 | 66 | 10,443 | 1973 Une nuit ou plus | 13 |
| 4,268 | 3,832 | 1,458 | | | | | 1974 | 14 |
| 8,410 | 8,978 | 5,605 | 692 | 67 | 63 | 31,273 | 1973 Chemin de fer | 15 |
| 7,850 | 9,902 | 5,654 | | | | | 1974 | 16 |
| 211 | 145 | 58 | 3 | - | - | 560 | 1973 Autres moyens | 17 |
| 215 | 106 | 24 | | | | | 1974 | 18 |
| 37,888 | 36,050 | 17,175 | 5,376 | 3,638 | 3,318 | 146,307 | 1973 Total, par terre | 19 |
| 32,965 | 32,352 | 17,181 | | | | | 1974 | 20 |
| <u>Par air</u> | | | | | | | | |
| 1,128 | 1,073 | 309 | 67 | 45 | 36 | 3,395 | 1973 Commercial | 21 |
| 1,262 | 1,026 | 266 | | | | | 1974 | 22 |
| 567 | 538 | 226 | 114 | 89 | 47 | 2,167 | 1973 Privé | 23 |
| 1,062 | 631 | 335 | | | | | 1974 | 24 |
| 1,695 | 1,611 | 535 | 181 | 134 | 83 | 5,562 | 1973 Total, par air | 25 |
| 2,324 | 1,657 | 601 | | | | | 1974 | 26 |
| <u>Par mer</u> | | | | | | | | |
| - | - | - | - | - | - | - | 1973 Commercial | 27 |
| - | - | - | - | - | - | - | 1974 | 28 |
| - | - | - | - | - | - | - | 1973 Privé | 29 |
| - | 4 | - | - | - | - | - | 1974 | 30 |
| - | - | - | - | - | - | - | 1973 Total, par mer | 31 |
| - | 4 | - | - | - | - | - | 1974 | 32 |
| 39,583 | 37,661 | 17,710 | 5,557 | 3,772 | 3,401 | 151,869 | 1973 Total | 33 |
| 35,289 | 34,013 | 17,782 | | | | | 1974 | 34 |
| Résidents des pays autres que les États-Unis | | | | | | | | |
| <u>Par terre (via les É.-U.)</u> | | | | | | | | |
| 9 | 2 | 4 | 3 | - | - | 52 | 1973 Même jour | 35 |
| 58 | 24 | 33 | | | | | 1974 | 36 |
| 239 | 316 | 97 | 20 | 2 | - | 810 | 1973 Une nuit ou plus | 37 |
| 346 | 443 | 145 | | | | | 1974 | 38 |
| 248 | 318 | 101 | 23 | 2 | - | 862 | 1973 Total, par terre | 39 |
| 404 | 467 | 178 | | | | | 1974 | 40 |
| <u>Par air</u> | | | | | | | | |
| - | - | - | - | - | - | - | 1973 Entrée directe | 41 |
| - | - | - | - | - | - | - | 1974 | 42 |
| 5 | - | - | - | - | - | 7 | 1973 Entrée via les É.U. | 43 |
| - | - | - | - | - | - | - | 1974 | 44 |
| 5 | - | - | - | - | - | 7 | 1973 Total, par air | 45 |
| - | - | - | - | - | - | - | 1974 | 46 |
| <u>Par mer</u> | | | | | | | | |
| - | - | - | - | - | - | - | 1973 Entrée directe | 47 |
| - | - | - | - | - | - | - | 1974 | 48 |
| - | - | - | - | - | - | - | 1973 Entrée via les É.-U. | 49 |
| - | - | - | - | - | - | - | 1974 | 50 |
| - | - | - | - | - | - | - | 1973 Total, par mer | 51 |
| - | - | - | - | - | - | - | 1974 | 52 |
| 253 | 318 | 101 | 23 | 2 | - | 869 | 1973 Total | 53 |
| 404 | 467 | 178 | | | | | 1974 | 54 |
| 39,836 | 37,979 | 17,811 | 5,580 | 3,774 | 3,401 | 152,738 | 1973 Total global | 55 |
| 35,693 | 34,480 | 17,960 | | | | | 1974 | 56 |

TABLE 14B. Non-Resident Travellers Entering Canada by Country of Residence(1) - Continued

| No. | Country of residence | | J | F | M | A | M | J | Six months - Six mois |
|-------------------------|----------------------------------|------|---|---|---|---|----|-----|-----------------------------|
| <u>Europe</u> | | | | | | | | | |
| 1 | Austria | 1973 | - | - | - | - | - | - | - |
| 2 | | 1974 | - | - | - | - | - | 4 | 4 |
| 3 | Azores | 1973 | - | - | - | - | - | - | - |
| 4 | | 1974 | - | - | - | - | - | - | - |
| 5 | Belgium | 1973 | - | - | - | - | - | - | - |
| 6 | | 1974 | - | - | - | - | - | - | - |
| 7 | Bulgaria | 1973 | - | - | - | - | - | - | - |
| 8 | | 1974 | - | - | - | - | - | - | - |
| 9 | Czechoslovakia | 1973 | - | - | - | - | - | - | - |
| 10 | | 1974 | - | - | - | - | - | - | - |
| 11 | Denmark | 1973 | - | - | - | - | - | - | - |
| 12 | | 1974 | - | - | - | - | - | - | - |
| 13 | Finland | 1973 | - | - | - | - | - | - | - |
| 14 | | 1974 | - | - | - | - | - | - | - |
| 15 | France | 1973 | - | - | - | - | - | 11 | 11 |
| 16 | | 1974 | - | - | - | - | 2 | 5 | 7 |
| 17 | Germany (Federal Republic) | 1973 | - | - | - | - | 7 | 77 | 84 |
| 18 | | 1974 | - | - | - | - | 5 | 60 | 65 |
| 19 | Greece | 1973 | - | - | - | - | - | - | - |
| 20 | | 1974 | - | - | - | - | - | - | - |
| 21 | Hungary | 1973 | - | - | - | - | - | - | - |
| 22 | | 1974 | - | - | - | - | - | - | - |
| 23 | Ireland (Republic) | 1973 | - | - | - | - | - | - | - |
| 24 | | 1974 | - | - | - | - | - | - | - |
| 25 | Italy | 1973 | - | - | - | - | - | - | - |
| 26 | | 1974 | - | - | - | - | - | - | - |
| 27 | Malta | 1973 | - | - | - | - | - | - | - |
| 28 | | 1974 | - | - | - | - | - | - | - |
| 29 | Netherlands, The | 1973 | - | - | - | - | - | 3 | 3 |
| 30 | | 1974 | - | - | - | - | - | - | - |
| 31 | Norway | 1973 | - | - | - | - | 1 | - | 1 |
| 32 | | 1974 | - | - | - | - | - | - | - |
| 33 | Poland | 1973 | - | - | - | - | - | - | - |
| 34 | | 1974 | - | - | - | - | - | - | - |
| 35 | Portugal | 1973 | - | - | - | - | - | - | - |
| 36 | | 1974 | - | - | - | - | - | - | - |
| 37 | Rumania | 1973 | - | - | - | - | - | - | - |
| 38 | | 1974 | - | - | - | - | - | - | - |
| 39 | Spain | 1973 | - | - | - | - | - | - | - |
| 40 | | 1974 | - | - | - | - | - | - | - |
| 41 | Sweden | 1973 | - | - | - | - | - | 3 | 3 |
| 42 | | 1974 | - | - | - | - | - | 11 | 11 |
| 43 | Switzerland | 1973 | - | - | - | - | - | 15 | 15 |
| 44 | | 1974 | - | - | - | - | 2 | 11 | 13 |
| 45 | Turkey | 1973 | - | - | - | - | - | - | - |
| 46 | | 1974 | - | - | - | - | - | - | - |
| 47 | United Kingdom | 1973 | - | - | - | - | 2 | 11 | 13 |
| 48 | | 1974 | - | - | - | - | 1 | 24 | 25 |
| 49 | U.S.S.R. | 1973 | - | - | - | - | - | - | - |
| 50 | | 1974 | - | - | - | - | - | - | - |
| 51 | Yugoslavia | 1973 | - | - | - | 3 | - | - | 3 |
| 52 | | 1974 | - | - | - | - | - | - | - |
| 53 | Other | 1973 | - | - | - | - | - | - | - |
| 54 | | 1974 | - | - | - | - | - | - | - |
| 55 | Total | 1973 | - | - | - | 3 | 10 | 120 | 133 |
| 56 | | 1974 | - | - | - | - | 10 | 115 | 125 |
| <u>Africa</u> | | | | | | | | | |
| 57 | Algeria | 1973 | - | - | - | - | - | - | - |
| 58 | | 1974 | - | - | - | - | - | - | - |
| 59 | Egypt | 1973 | - | - | - | - | - | - | - |
| 60 | | 1974 | - | - | - | - | - | - | - |
| 61 | Rhodesia | 1973 | - | - | - | - | - | - | - |
| 62 | | 1974 | - | - | - | - | - | - | - |
| 63 | South Africa | 1973 | - | - | - | - | - | 2 | 2 |
| 64 | | 1974 | - | - | - | - | - | - | - |
| 65 | Other | 1973 | - | - | - | - | - | 1 | 1 |
| 66 | | 1974 | - | - | - | - | - | - | - |
| 67 | Total | 1973 | - | - | - | - | - | 3 | 3 |
| 68 | | 1974 | - | - | - | - | - | - | - |
| <u>Asia (Continued)</u> | | | | | | | | | |
| 69 | Bangladesh | 1973 | - | - | - | - | - | - | - |
| 70 | | 1974 | - | - | - | - | - | - | - |
| 71 | China | 1973 | - | - | - | - | - | - | - |
| 72 | | 1974 | - | - | - | - | - | - | - |
| 73 | Hong Kong | 1973 | - | - | - | - | - | - | - |
| 74 | | 1974 | - | - | - | - | - | - | - |
| 75 | India | 1973 | - | - | - | - | - | - | - |
| 76 | | 1974 | - | - | - | - | - | - | - |

See footnote(s) at the end of the table.

TABLEAU 14B. Voyageurs non résidents entrant au Canada, selon le pays de résidence(1) - suite

| J | A | S | O | N | D | Year - Année | Pays de résidence | % | |
|---------------------|-----|-----|----|---|---|---------------------|--|------------|----|
| <u>Europe</u> | | | | | | | | | |
| 16 | 2 | 2 | - | - | - | 20 | 1973 Autriche | 1 | |
| 14 | 2 | 5 | - | - | - | 1974 | 1974 | 2 | |
| - | - | - | - | - | - | - | 1973 Açores | 3 | |
| - | - | - | - | - | - | 1974 | 1974 | 4 | |
| 1 | - | - | - | - | - | 1 | 1973 Belgique | 5 | |
| - | 5 | - | - | - | - | 1974 | 1974 | 6 | |
| - | - | - | - | - | - | - | 1973 Bulgarie | 7 | |
| - | - | - | - | - | - | 1974 | 1974 | 8 | |
| 1 | - | - | - | - | - | - | 1973 Tchécoslovaquie | 9 | |
| 2 | - | - | - | - | - | 1974 | 1974 | 10 | |
| 3 | - | 1 | - | - | - | 3 | 1973 Danemark | 11 | |
| 1 | 3 | 6 | - | - | - | 1974 | 1974 | 12 | |
| - | 3 | 1 | - | - | - | 4 | 1973 Finlande | 13 | |
| 7 | 26 | 5 | - | - | - | 1974 | 1974 | 14 | |
| 20 | 9 | 4 | - | - | - | 49 | 1973 France | 15 | |
| 91 | 169 | 48 | 3 | - | - | 1974 | 1974 | 16 | |
| 231 | 315 | 109 | - | - | - | 395 | 1973 Allemagne (République fédérale) | 17 | |
| - | - | - | - | - | - | 1974 | 1974 | 18 | |
| - | - | - | - | - | - | - | 1973 Grèce | 19 | |
| 1 | - | - | - | - | - | 1974 | 1974 | 20 | |
| 3 | 5 | - | - | - | - | 1 | 1973 Hongrie | 21 | |
| 1 | - | - | - | - | - | 1974 | 1974 | 22 | |
| 8 | 4 | - | - | - | - | 8 | 1973 Irlande (République) | 23 | |
| 6 | 5 | - | 2 | - | - | 1974 | 1974 | 24 | |
| - | - | 1 | - | - | - | 15 | 1973 Italie | 25 | |
| 2 | 1 | - | - | - | - | 1974 | 1974 | 26 | |
| 2 | 3 | 3 | 1 | - | - | - | 1973 Malte | 27 | |
| 2 | - | - | - | - | - | 1974 | 1974 | 28 | |
| 3 | - | - | - | - | - | 10 | 1973 Pays-Bas | 29 | |
| 2 | - | - | - | - | - | 1974 | 1974 | 30 | |
| 3 | - | - | - | - | - | 3 | 1973 Norvège | 31 | |
| - | - | - | - | - | - | 1974 | 1974 | 32 | |
| - | 11 | - | - | - | - | - | 1973 Pologne | 33 | |
| - | - | - | - | - | - | 1974 | 1974 | 34 | |
| - | - | - | - | - | - | - | 1973 Portugal | 35 | |
| 2 | 1 | - | - | - | - | 3 | 1974 | 1974 | 36 |
| 3 | - | - | - | - | - | 1973 Roumanie | 1973 | 37 | |
| 6 | 5 | - | - | - | - | 1974 | 1974 | 38 | |
| - | - | - | - | - | - | 3 | 1973 Espagne | 39 | |
| 2 | - | - | - | - | - | 1974 | 1974 | 40 | |
| 3 | 9 | - | 3 | - | - | 21 | 1973 Suède | 41 | |
| 6 | 4 | - | - | - | - | 1974 | 1974 | 42 | |
| 23 | 26 | 9 | 5 | - | - | 78 | 1973 Suisse | 43 | |
| 39 | 27 | 19 | - | - | - | 1974 | 1974 | 44 | |
| - | - | - | - | - | - | - | 1973 Turquie | 45 | |
| 21 | 34 | 18 | 2 | - | - | 1974 | 1974 | 46 | |
| 25 | 28 | 22 | - | - | - | 88 | 1973 Royaume-Uni | 47 | |
| - | - | - | - | - | - | 1974 | 1974 | 48 | |
| - | - | - | - | - | - | - | 1973 U.R.S.S. | 49 | |
| - | - | - | - | - | - | 1974 | 1974 | 50 | |
| - | - | - | - | - | - | 3 | 1973 Yougoslavie | 51 | |
| - | - | - | - | - | - | 1974 | 1974 | 52 | |
| - | - | - | - | - | - | - | 1973 Autres | 53 | |
| - | - | - | - | - | - | 1974 | 1974 | 54 | |
| 186 | 280 | 87 | 16 | - | - | 702 | 1973 Total | 55 | |
| 354 | 412 | 166 | - | - | - | 1974 | 1974 | 56 | |
| <u>Afrique</u> | | | | | | | | | |
| - | - | - | - | - | - | - | 1973 Algérie | 57 | |
| - | - | - | - | - | - | 1974 | 1974 | 58 | |
| - | - | - | - | - | - | - | 1973 Égypte | 59 | |
| - | - | - | - | - | - | 1974 | 1974 | 60 | |
| - | - | - | - | - | - | - | 1973 Rhodésie | 61 | |
| - | - | - | - | - | - | 1974 | 1974 | 62 | |
| 10 | - | - | 1 | - | - | 13 | 1973 Afrique du Sud | 63 | |
| 3 | 2 | 1 | - | - | - | 1974 | 1974 | 64 | |
| - | - | - | - | - | - | 1 | 1973 Autres | 65 | |
| 1 | - | - | - | - | - | 1974 | 1974 | 66 | |
| 10 | - | - | 1 | - | - | 14 | 1973 Total | 67 | |
| 4 | 2 | 1 | - | - | - | 1974 | 1974 | 68 | |
| <u>Asie (suite)</u> | | | | | | | | | |
| - | - | - | - | - | - | - | 1973 Bangladesh | 69 | |
| - | - | - | - | - | - | 1974 | 1974 | 70 | |
| - | - | - | - | - | - | - | 1973 Chine | 71 | |
| - | - | - | - | - | - | 1974 | 1974 | 72 | |
| - | - | - | - | - | - | - | 1973 Hong-Kong | 73 | |
| - | - | - | - | - | - | 1974 | 1974 | 74 | |
| - | 1 | - | - | - | - | 1 | 1973 Inde | 75 | |
| - | - | - | - | - | - | 1974 | 1974 | 76 | |

Voir renvoi(s) à la fin du tableau.

TABLE 14B. Non-resident Travellers Entering Canada by Country of Residence(1) - Concluded

| No. | Country of residence | | J | F | M | A | M | J | Six months - Six mois |
|---|-------------------------------|------|-------|-------|-------|-------|-------|--------|-----------------------------|
| <u>Asia - Concluded</u> | | | | | | | | | |
| 1 | Israel | 1973 | - | - | - | - | 1 | - | 1 |
| 2 | | 1974 | - | - | - | - | - | - | - |
| 3 | Japan | 1973 | - | - | - | - | - | 10 | 10 |
| 4 | | 1974 | - | - | - | - | - | 4 | 4 |
| 5 | Korea, South | 1973 | - | - | - | - | - | 4 | 4 |
| 6 | | 1974 | - | - | - | - | - | - | - |
| 7 | Lebanon | 1973 | - | - | - | - | - | - | - |
| 8 | | 1974 | - | - | - | - | - | - | - |
| 9 | Pakistan | 1973 | - | - | - | - | - | - | - |
| 10 | | 1974 | - | - | - | - | - | - | - |
| 11 | Philippines | 1973 | - | - | - | - | - | - | - |
| 12 | | 1974 | - | - | - | - | - | - | - |
| 13 | Sri Lanka | 1973 | - | - | - | - | - | - | - |
| 14 | | 1974 | - | - | - | - | - | - | - |
| 15 | Syria | 1973 | - | - | - | - | - | - | - |
| 16 | | 1974 | - | - | - | - | - | - | - |
| 17 | Taiwan | 1973 | - | - | - | - | - | - | - |
| 18 | | 1974 | - | - | - | - | - | - | - |
| 19 | Other | 1973 | - | - | - | - | - | - | - |
| 20 | | 1974 | - | - | - | - | - | - | - |
| 21 | Total | 1973 | - | - | - | - | 1 | 10 | 11 |
| 22 | | 1974 | - | - | - | - | - | 4 | 4 |
| <u>North America, Central America and Caribbean</u> | | | | | | | | | |
| 23 | Antigua | 1973 | - | - | - | - | - | - | - |
| 24 | | 1974 | - | - | - | - | - | - | - |
| 25 | Bahamas | 1973 | - | - | - | - | - | - | - |
| 26 | | 1974 | - | - | - | - | - | - | - |
| 27 | Barbados | 1973 | - | - | - | - | - | - | - |
| 28 | | 1974 | - | - | - | - | - | - | - |
| 29 | Bermuda | 1973 | - | - | - | - | - | - | - |
| 30 | | 1974 | - | - | - | - | - | - | - |
| 31 | Cuba | 1973 | - | - | - | - | - | - | - |
| 32 | | 1974 | - | - | - | - | - | - | - |
| 33 | Haiti | 1973 | - | - | - | - | - | - | - |
| 34 | | 1974 | - | - | - | - | - | - | - |
| 35 | Jamaica | 1973 | - | - | - | - | - | - | - |
| 36 | | 1974 | - | - | - | - | - | - | - |
| 37 | Mexico | 1973 | - | - | - | - | - | 2 | 2 |
| 38 | | 1974 | - | - | - | - | - | - | - |
| 39 | St. Pierre and Miquelon | 1973 | - | - | - | - | - | - | - |
| 40 | | 1974 | - | - | - | - | - | - | - |
| 41 | Trinidad and Tobago | 1973 | - | - | - | - | - | - | - |
| 42 | | 1974 | - | - | - | - | - | - | - |
| 43 | United States | 1973 | 1,877 | 2,102 | 3,174 | 3,501 | 8,687 | 24,844 | 44,185 |
| 44 | | 1974 | 2,021 | 1,984 | 3,265 | 4,120 | 8,469 | 24,017 | 43,876 |
| 45 | Other | 1973 | - | - | - | - | - | - | - |
| 46 | | 1974 | - | - | - | - | - | - | - |
| 47 | Total | 1973 | 1,877 | 2,102 | 3,174 | 3,501 | 8,687 | 24,844 | 44,187 |
| 48 | | 1974 | 2,021 | 1,984 | 3,265 | 4,120 | 8,469 | 24,017 | 43,876 |
| <u>South America</u> | | | | | | | | | |
| 49 | Argentina | 1973 | - | - | - | - | - | - | - |
| 50 | | 1974 | - | - | - | - | - | - | - |
| 51 | Brazil | 1973 | - | - | - | - | - | 2 | 2 |
| 52 | | 1974 | - | - | - | - | - | 1 | 1 |
| 53 | Colombia | 1973 | - | - | - | - | - | - | - |
| 54 | | 1974 | - | - | - | - | - | - | - |
| 55 | Guyana | 1973 | - | - | - | - | - | - | - |
| 56 | | 1974 | - | - | - | - | - | - | - |
| 57 | Venezuela | 1973 | - | - | - | - | - | - | - |
| 58 | | 1974 | - | - | - | - | - | - | - |
| 59 | Other | 1973 | - | - | - | - | - | - | - |
| 60 | | 1974 | - | - | - | - | - | - | - |
| 61 | Total | 1973 | - | - | - | - | - | 2 | 2 |
| 62 | | 1974 | - | - | - | - | - | 1 | 1 |
| <u>Oceania and Other Ocean Islands</u> | | | | | | | | | |
| 63 | Australia | 1973 | - | - | - | - | 1 | 16 | 17 |
| 64 | | 1974 | - | - | - | - | - | 19 | 19 |
| 65 | New Zealand | 1973 | - | - | - | - | 2 | 2 | 4 |
| 66 | | 1974 | - | - | - | - | - | 3 | 3 |
| 67 | Other | 1973 | - | - | - | - | - | - | - |
| 68 | | 1974 | - | - | - | - | - | - | - |
| 69 | Total | 1973 | - | - | - | - | 3 | 18 | 21 |
| 70 | | 1974 | - | - | - | - | - | 22 | 22 |
| 71 | Grand total | 1973 | 1,877 | 2,102 | 3,174 | 3,504 | 8,701 | 24,999 | 44,357 |
| 72 | | 1974 | 2,021 | 1,984 | 3,265 | 4,120 | 8,479 | 24,159 | 44,028 |

(1) Additional data are available by country on request.

TABLEAU 14B. Voyageurs non résidents entrant au Canada, selon le pays de résidence(1) - fin

| J | A | S | O | N | D | Year Année | Pays de résidence | No |
|--------|--------|--------|-------|-------|-------|---------------|--------------------------------------|----|
| | | | | | | | <u>Asie - fin</u> | |
| | | 1 | | | | 2 | 1973 Israël | 1 |
| | | 1 | | | | | 1974 | 2 |
| 19 | 11 | 3 | 1 | | | 44 | 1973 Japon | 3 |
| 26 | 18 | 1 | | | | | 1974 | 4 |
| | | | | | | | 1973 Corée du Sud | 5 |
| | | | | | | | 1974 | 6 |
| | | | | | | | 1973 Liban | 7 |
| | | | | | | | 1974 | 8 |
| | | | | | | | 1973 Pakistan | 9 |
| | | | | | | | 1974 | 10 |
| | | | | | | | 1973 Philippines | 11 |
| | | | | | | | 1974 | 12 |
| | | | | | | | 1973 Sri Lanka | 13 |
| | | | | | | | 1974 | 14 |
| | | | | | | | 1973 Syrie | 15 |
| | | | | | | | 1974 | 16 |
| | | | | | | | 1973 Taïwan | 17 |
| | | | | | | | 1974 | 18 |
| 1 | | | | | | 1 | 1973 Autres | 19 |
| | | | | | | | 1974 | 20 |
| 20 | 12 | 4 | 1 | | | 48 | 1973 Total | 21 |
| 26 | 18 | 2 | | | | | 1974 | 22 |
| | | | | | | | <u>Amérique du Nord,</u> | |
| | | | | | | | <u>Amérique centrale et Antilles</u> | |
| | | | | | | | 1973 Antigua | 23 |
| | | | | | | | 1974 | 24 |
| | | | | | | | 1973 Bahamas | 25 |
| | | | | | | | 1974 | 26 |
| | | | | | | | 1973 Barbade | 27 |
| | | | | | | | 1974 | 28 |
| | | | | | | | 1973 Bermudes | 29 |
| | | | | | | | 1974 | 30 |
| | | | | | | | 1973 Cuba | 31 |
| | | | | | | | 1974 | 32 |
| | | | | | | | 1973 Haïti | 33 |
| | | | | | | | 1974 | 34 |
| | | | | | | | 1973 Jamaïque | 35 |
| | | | | | | | 1974 | 36 |
| 25 | 11 | | | 2 | | 40 | 1973 Mexique | 37 |
| | 4 | | | | | | 1974 | 38 |
| | | | | | | | 1973 St. Pierre-et-Miquelon | 39 |
| | | | | | | | 1974 | 40 |
| | | | | | | | 1973 Trinité et Tobago | 41 |
| | | | | | | | 1974 | 42 |
| 39,583 | 37,661 | 17,710 | 5,557 | 3,772 | 3,401 | 151,869 | 1973 États-Unis | 43 |
| 35,289 | 34,013 | 17,782 | | | | | 1974 | 44 |
| | | | | | | | 1973 Autres | 45 |
| 1 | | | | | | | 1974 | 46 |
| 39,608 | 37,672 | 17,710 | 5,557 | 3,774 | 3,401 | 151,909 | 1973 Total | 47 |
| 35,290 | 34,017 | 17,782 | | | | | 1974 | 48 |
| | | | | | | | <u>Amérique du Sud</u> | |
| 1 | | 3 | | | | 4 | 1973 Argentine | 49 |
| 1 | | | | | | | 1974 | 50 |
| | | | | | | 2 | 1973 Brésil | 51 |
| 2 | 2 | | | | | | 1974 | 52 |
| | | | | | | | 1973 Colombie | 53 |
| | | | | | | | 1974 | 54 |
| | | 1 | | | | | 1973 Guyane | 55 |
| 1 | | | | | | | 1974 | 56 |
| | | | | | | | 1973 Venezuela | 57 |
| | | | | | | | 1974 | 58 |
| | | | | | | | 1973 Autres | 59 |
| | | | | | | | 1974 | 60 |
| 1 | | 3 | | | | 6 | 1973 Total | 51 |
| 4 | 2 | 1 | | | | | 1974 | 52 |
| | | | | | | | <u>Océanie et autres îles</u> | |
| | | | | | | | <u>océaniques</u> | |
| 7 | 12 | 2 | 3 | | | 41 | 1973 Australie | 63 |
| 13 | 17 | 6 | | | | | 1974 | 64 |
| 4 | 3 | 5 | 2 | | | 18 | 1973 Nouvelle-Zélande | 65 |
| 2 | 12 | 2 | | | | | 1974 | 66 |
| | | | | | | | 1973 Autres | 67 |
| | | | | | | | 1974 | 68 |
| 11 | 15 | 7 | 5 | | | 59 | 1973 Total | 69 |
| 15 | 29 | 8 | | | | | 1974 | 70 |
| 39,836 | 37,979 | 17,811 | 5,580 | 3,774 | 3,401 | 152,738 | 1973 Total global | 71 |
| 35,693 | 34,480 | 17,960 | | | | | 1974 | 72 |

(1) D'autres renseignements sont disponibles par pays, sur demande.

TABLE 14C. Resident Travellers Returning to Canada by Type of Transportation

| No. | Type of transportation | J | F | M | A | M | J | Six months - Six mois |
|--|------------------------------------|-----|-----|-----|-------|-------|-------|-----------------------------|
| Returning from the United States(1) | | | | | | | | |
| <u>Land</u> | | | | | | | | |
| 1 | Automobile 1973 | 148 | 168 | 201 | 715 | 1,109 | 1,564 | 3,905 |
| 2 | 1974 | 131 | 175 | 154 | 714 | 1,398 | 1,755 | 4,327 |
| 3 | Same day 1973 | 80 | 112 | 106 | 158 | 211 | 329 | 996 |
| 4 | 1974 | 73 | 61 | 82 | 231 | 304 | 445 | 1,196 |
| 5 | One night 1973 | 22 | 34 | 29 | 118 | 195 | 183 | 581 |
| 6 | 1974 | 21 | 18 | 23 | 157 | 199 | 361 | 779 |
| 7 | Two or more nights 1973 | 46 | 22 | 66 | 439 | 703 | 1,052 | 2,328 |
| 8 | 1974 | 37 | 96 | 49 | 326 | 895 | 949 | 2,352 |
| 9 | Bus 1973 | 6 | - | 77 | 62 | 55 | 263 | 463 |
| 10 | 1974 | - | - | 2 | 353 | 43 | 186 | 584 |
| 11 | Same day 1973 | - | - | - | - | - | 102 | 102 |
| 12 | 1974 | - | - | - | 22 | 1 | 21 | 44 |
| 13 | One or more nights 1973 | 6 | - | 77 | 62 | 55 | 161 | 361 |
| 14 | 1974 | - | - | 2 | 331 | 42 | 165 | 540 |
| 15 | Rail 1973 | 18 | 63 | 102 | 313 | 267 | 352 | 1,115 |
| 16 | 1974 | 94 | 90 | 55 | 160 | 274 | 298 | 971 |
| 17 | Other methods 1973 | 1 | - | 3 | 5 | 15 | 12 | 36 |
| 18 | 1974 | - | - | - | 2 | 1 | 9 | 12 |
| 19 | Total land 1973 | 173 | 231 | 383 | 1,095 | 1,446 | 2,191 | 5,519 |
| 20 | 1974 | 225 | 265 | 211 | 1,229 | 1,716 | 2,248 | 5,894 |
| <u>Air</u> | | | | | | | | |
| 21 | Commercial 1973 | 17 | - | - | 58 | 77 | 118 | 270 |
| 22 | 1974 | 17 | 180 | 438 | 51 | 42 | 53 | 781 |
| 23 | Private 1973 | 10 | - | - | 15 | 38 | 28 | 91 |
| 24 | 1974 | 41 | 6 | 39 | 45 | 70 | 20 | 221 |
| 25 | Total air 1973 | 27 | - | - | 73 | 115 | 146 | 361 |
| 26 | 1974 | 58 | 186 | 477 | 96 | 112 | 73 | 1,002 |
| <u>Marine</u> | | | | | | | | |
| 27 | Commercial 1973 | - | - | - | - | - | - | - |
| 28 | 1974 | - | - | - | - | - | - | - |
| 29 | Private 1973 | - | - | - | - | - | - | - |
| 30 | 1974 | - | - | - | - | - | - | - |
| 31 | Total marine 1973 | - | - | - | - | - | - | - |
| 32 | 1974 | - | - | - | - | - | - | - |
| 33 | Total 1973 | 200 | 231 | 383 | 1,168 | 1,561 | 2,337 | 5,880 |
| 34 | 1974 | 283 | 451 | 688 | 1,325 | 1,828 | 2,321 | 6,896 |
| Returning from countries other than the United States(2) | | | | | | | | |
| <u>Land (via the U.S.A.)</u> | | | | | | | | |
| 35 | 1973 | - | - | - | - | - | - | - |
| 36 | 1974 | - | - | - | - | - | - | - |
| <u>Air</u> | | | | | | | | |
| 37 | Returning direct 1973 | - | - | - | - | - | - | - |
| 38 | 1974 | - | - | - | - | - | - | - |
| 39 | Returning via the U.S.A. 1973 | - | - | - | - | - | - | - |
| 40 | 1974 | - | - | - | - | - | - | - |
| 41 | Total air 1973 | - | - | - | - | - | - | - |
| 42 | 1974 | - | - | - | - | - | - | - |
| <u>Marine</u> | | | | | | | | |
| 43 | Returning direct 1973 | - | - | - | - | - | - | - |
| 44 | 1974 | - | - | - | - | - | - | - |
| 45 | Returning via the U.S.A. 1973 | - | - | - | - | - | - | - |
| 46 | 1974 | - | - | - | - | - | - | - |
| 47 | Total marine 1973 | - | - | - | - | - | - | - |
| 48 | 1974 | - | - | - | - | - | - | - |
| 49 | Total 1973 | - | - | - | - | - | - | - |
| 50 | 1974 | - | - | - | - | - | - | - |
| 51 | Grand total 1973 | 200 | 231 | 383 | 1,168 | 1,561 | 2,337 | 5,880 |
| 52 | 1974 | 283 | 451 | 688 | 1,325 | 1,828 | 2,321 | 6,896 |

(1) Continental United States and Alaska.

(2) Includes Hawaii, Puerto Rico, Philippines and other U.S. protectorates.

TABLEAU 14C. Voyageurs résidents revenant au Canada, selon le moyen de transport

| J | A | S | O | N | D | Year - Année | Moyen de transport | N° |
|---|-------|-------|-----|-----|-----|--------------------|----------------------------------|----|
| Rentrée des États-Unis(1) | | | | | | | | |
| | | | | | | | <u>Par terre</u> | |
| 4,000 | 3,027 | 1,138 | 595 | 158 | 131 | 12,954 | 1973 Automobile | 1 |
| 3,488 | 2,840 | 966 | | | | | 1974 | 2 |
| 581 | 556 | 359 | 114 | 73 | 78 | 2,757 | 1973 Même jour | 3 |
| 558 | 512 | 248 | | | | | 1974 | 4 |
| 775 | 451 | 196 | 87 | - | 6 | 2,096 | 1973 Une nuit | 5 |
| 699 | 586 | 231 | | | | | 1974 | 6 |
| 2,644 | 2,020 | 583 | 394 | 85 | 47 | 8,101 | 1973 Deux nuits ou plus | 7 |
| 2,231 | 1,742 | 487 | | | | | 1974 | 8 |
| 272 | 209 | 49 | 5 | 33 | 81 | 1,112 | 1973 Autocar | 9 |
| 751 | 595 | 60 | | | | | 1974 | 10 |
| 3 | 9 | - | - | - | - | 269 | 1973 Même jour | 11 |
| 1 | 9 | - | | | | | 1974 | 12 |
| 269 | 47 | 49 | 5 | 33 | 81 | 843 | 1973 Une nuit ou plus | 13 |
| 750 | 586 | 60 | | | | | 1974 | 14 |
| 771 | 692 | 174 | 57 | 66 | 114 | 2,989 | 1973 Chemin de fer | 15 |
| 465 | 623 | 180 | | | | | 1974 | 16 |
| 29 | 16 | 7 | 2 | 1 | - | 91 | 1973 Autres moyens | 17 |
| 14 | 6 | 5 | | | | | 1974 | 18 |
| 5,072 | 3,944 | 1,368 | 659 | 258 | 326 | 17,146 | 1973 Total, par terre | 19 |
| 4,718 | 4,064 | 1,211 | | | | | 1974 | 20 |
| | | | | | | | <u>Par air</u> | |
| 166 | 191 | 38 | 51 | 39 | 117 | 872 | 1973 Commercial | 21 |
| 58 | 98 | 49 | | | | | 1974 | 22 |
| 18 | 60 | 19 | 14 | 22 | 5 | 229 | 1973 Privé | 23 |
| 85 | 76 | 19 | | | | | 1974 | 24 |
| 184 | 251 | 57 | 65 | 61 | 122 | 1,101 | 1973 Total, par air | 25 |
| 143 | 174 | 68 | | | | | 1974 | 26 |
| | | | | | | | <u>Par mer</u> | |
| - | - | - | - | - | - | - | 1973 Commercial | 27 |
| - | - | - | - | - | - | - | 1974 | 28 |
| - | - | - | - | - | - | - | 1973 Privé | 29 |
| - | - | - | - | - | - | - | 1974 | 30 |
| - | - | - | - | - | - | - | 1973 Total, par mer | 31 |
| - | - | - | - | - | - | - | 1974 | 32 |
| 5,256 | 4,195 | 1,425 | 724 | 319 | 448 | 18,247 | 1973 Total | 33 |
| 4,861 | 4,238 | 1,279 | | | | | 1974 | 34 |
| Rentrée des pays autres que les États-Unis(2) | | | | | | | | |
| | | | | | | | <u>Par terre (via les É.-U.)</u> | |
| - | - | - | - | - | - | - | 1973 | 35 |
| - | - | - | - | - | - | - | 1974 | 36 |
| | | | | | | | <u>Par air</u> | |
| - | - | - | - | - | - | - | 1973 Rentrée directe | 37 |
| - | - | - | - | - | - | - | 1974 | 38 |
| - | - | - | - | - | - | - | 1973 Rentrée via les É.-U. | 39 |
| - | - | - | - | - | - | - | 1974 | 40 |
| - | - | - | - | - | - | - | 1973 Total, par air | 41 |
| - | - | - | - | - | - | - | 1974 | 42 |
| | | | | | | | <u>Par mer</u> | |
| - | - | - | - | - | - | - | 1973 Rentrée directe | 43 |
| - | - | - | - | - | - | - | 1974 | 44 |
| - | - | - | - | - | - | - | 1973 Rentrée via les É.-U. | 45 |
| - | - | - | - | - | - | - | 1974 | 46 |
| - | - | - | - | - | - | - | 1973 Total, par mer | 47 |
| - | - | - | - | - | - | - | 1974 | 48 |
| - | - | - | - | - | - | - | 1973 Total | 49 |
| - | - | - | - | - | - | - | 1974 | 50 |
| 5,256 | 4,195 | 1,425 | 724 | 319 | 448 | 18,247 | 1973 Total global | 51 |
| 4,861 | 4,238 | 1,279 | | | | | 1974 | 52 |

(1) États-Unis continentaux et Alaska.

(2) Comprend Hawaii, Porto Rico, Philippines et les autres protections des États-Unis.

TABLE 14D. Number of Vehicles Travelling Between Canada and the United States

| No. | Type of vehicle | | J | F | M | A | M | J | Six months - Six mois |
|------------------------|--------------------------------|------|-------|-------|-------|-------|-------|-------|-----------------------------|
| United States vehicles | | | | | | | | | |
| <u>Automobile</u> | | | | | | | | | |
| 1 | Same day | 1973 | 196 | 197 | 308 | 466 | 592 | 923 | 2,682 |
| 2 | | 1974 | 310 | 297 | 456 | 533 | 802 | 1,028 | 3,426 |
| 3 | One night | 1973 | 159 | 159 | 163 | 241 | 560 | 1,180 | 2,462 |
| 4 | | 1974 | 129 | 100 | 112 | 380 | 533 | 669 | 1,923 |
| 5 | Two or more nights | 1973 | 385 | 455 | 588 | 550 | 1,322 | 3,395 | 6,695 |
| 6 | | 1974 | 376 | 339 | 555 | 642 | 1,149 | 2,889 | 5,950 |
| 7 | Total | 1973 | 740 | 811 | 1,059 | 1,257 | 2,474 | 5,498 | 11,839 |
| 8 | | 1974 | 815 | 736 | 1,123 | 1,555 | 2,484 | 4,586 | 11,299 |
| 9 | Trucks used commercially | 1973 | 127 | 128 | 142 | 140 | 216 | 184 | 937 |
| 10 | | 1974 | 151 | 173 | 284 | 303 | 153 | 445 | 1,509 |
| 11 | Other vehicles | 1973 | - | - | - | 3 | 7 | 36 | 46 |
| 12 | | 1974 | - | - | - | 4 | 22 | 55 | 81 |
| 13 | Total | 1973 | 867 | 939 | 1,201 | 1,400 | 2,697 | 5,718 | 12,822 |
| 14 | | 1974 | 966 | 909 | 1,407 | 1,862 | 2,659 | 5,086 | 12,889 |
| Canadian vehicles | | | | | | | | | |
| <u>Automobile</u> | | | | | | | | | |
| 15 | Same day | 1973 | 35 | 35 | 44 | 63 | 84 | 129 | 390 |
| 16 | | 1974 | 34 | 29 | 46 | 97 | 144 | 181 | 531 |
| 17 | One night | 1973 | 9 | 11 | 11 | 43 | 69 | 80 | 223 |
| 18 | | 1974 | 8 | 9 | 12 | 60 | 74 | 134 | 297 |
| 19 | Two or more nights | 1973 | 19 | 12 | 28 | 134 | 232 | 395 | 820 |
| 20 | | 1974 | 11 | 31 | 20 | 121 | 287 | 359 | 829 |
| 21 | Total | 1973 | 63 | 58 | 83 | 240 | 385 | 604 | 1,433 |
| 22 | | 1974 | 53 | 69 | 78 | 278 | 505 | 674 | 1,657 |
| 23 | Trucks used commercially | 1973 | 219 | 219 | 140 | 69 | 191 | 197 | 1,035 |
| 24 | | 1974 | 143 | 224 | 211 | 45 | 156 | 403 | 1,182 |
| 25 | Other vehicles | 1973 | - | - | - | 1 | 4 | 1 | 6 |
| 26 | | 1974 | - | - | - | - | - | 4 | 4 |
| 27 | Total | 1973 | 282 | 277 | 223 | 310 | 580 | 802 | 2,474 |
| 28 | | 1974 | 196 | 293 | 289 | 323 | 661 | 1,081 | 2,843 |
| Total vehicles | | | | | | | | | |
| <u>Automobile</u> | | | | | | | | | |
| 29 | Same day | 1973 | 231 | 232 | 352 | 529 | 676 | 1,052 | 3,072 |
| 30 | | 1974 | 344 | 326 | 502 | 630 | 946 | 1,209 | 3,957 |
| 31 | One night | 1973 | 168 | 170 | 174 | 284 | 629 | 1,260 | 2,685 |
| 32 | | 1974 | 137 | 109 | 124 | 440 | 607 | 803 | 2,220 |
| 33 | Two or more nights | 1973 | 404 | 467 | 616 | 684 | 1,554 | 3,790 | 7,515 |
| 34 | | 1974 | 387 | 370 | 575 | 763 | 1,436 | 3,248 | 6,779 |
| 35 | Total | 1973 | 803 | 869 | 1,142 | 1,497 | 2,859 | 6,102 | 13,272 |
| 36 | | 1974 | 868 | 805 | 1,201 | 1,833 | 2,989 | 5,260 | 12,956 |
| 37 | Trucks used commercially | 1973 | 346 | 347 | 282 | 209 | 407 | 381 | 1,972 |
| 38 | | 1974 | 294 | 397 | 495 | 348 | 309 | 848 | 2,691 |
| 39 | Other vehicles | 1973 | - | - | - | 4 | 11 | 37 | 52 |
| 40 | | 1974 | - | - | - | 4 | 22 | 59 | 85 |
| 41 | Total | 1973 | 1,149 | 1,216 | 1,424 | 1,710 | 3,277 | 6,520 | 15,296 |
| 42 | | 1974 | 1,162 | 1,202 | 1,696 | 2,185 | 3,320 | 6,167 | 15,732 |

TABLEAU 14D. Nombre de véhicules voyageant entre le Canada et les États-Unis

| J | A | S | O | N | D | Year - Année | Genre de véhicule | N ^o |
|--------------------------|-------|-------|-------|-------|-------|--------------------|--------------------------------|----------------|
| Véhicules des États-Unis | | | | | | | | |
| | | | | | | | <u>Automobile</u> | |
| 1,269 | 1,144 | 773 | 390 | 377 | 309 | 6,944 | 1973 Même jour | 1 |
| 1,680 | 1,339 | 988 | | | | | 1974 | 2 |
| 1,601 | 1,438 | 744 | 349 | 184 | 131 | 6,909 | 1973 Une nuit | 3 |
| 1,076 | 1,214 | 874 | | | | | 1974 | 4 |
| 5,716 | 5,594 | 2,722 | 1,320 | 926 | 782 | 23,755 | 1973 Deux nuits ou plus | 5 |
| 4,134 | 4,004 | 2,302 | | | | | 1974 | 6 |
| 8,586 | 8,176 | 4,239 | 2,059 | 1,487 | 1,222 | 37,608 | 1973 Total | 7 |
| 6,890 | 6,557 | 4,164 | | | | | 1974 | 8 |
| 161 | 180 | 198 | 177 | 192 | 160 | 2,005 | 1973 Camions commerciaux | 9 |
| 739 | 907 | 880 | | | | | 1974 | 10 |
| 112 | 93 | 29 | 1 | - | - | 281 | 1973 Autres véhicules | 11 |
| 137 | 73 | 19 | | | | | 1974 | 12 |
| 8,859 | 8,449 | 4,466 | 2,237 | 1,679 | 1,382 | 39,894 | 1973 Total | 13 |
| 7,766 | 7,537 | 5,063 | | | | | 1974 | 14 |
| Véhicules du Canada | | | | | | | | |
| | | | | | | | <u>Automobile</u> | |
| 218 | 213 | 155 | 50 | 42 | 41 | 1,109 | 1973 Même jour | 15 |
| 201 | 207 | 108 | | | | | 1974 | 16 |
| 261 | 164 | 81 | 41 | - | 5 | 775 | 1973 Une nuit | 17 |
| 238 | 224 | 83 | | | | | 1974 | 18 |
| 906 | 707 | 228 | 159 | 26 | 20 | 2,866 | 1973 Deux nuits ou plus | 19 |
| 721 | 609 | 204 | | | | | 1974 | 20 |
| 1,385 | 1,084 | 464 | 250 | 68 | 66 | 4,750 | 1973 Total | 21 |
| 1,160 | 1,040 | 395 | | | | | 1974 | 22 |
| 202 | 157 | 104 | 109 | 110 | 83 | 1,800 | 1973 Camions commerciaux | 23 |
| 212 | 358 | 588 | | | | | 1974 | 24 |
| 6 | 5 | - | - | - | - | 17 | 1973 Autres véhicules | 25 |
| 8 | 2 | 2 | | | | | 1974 | 26 |
| 1,593 | 1,246 | 568 | 359 | 178 | 149 | 6,567 | 1973 Total | 27 |
| 1,380 | 1,400 | 985 | | | | | 1974 | 28 |
| Total, véhicules | | | | | | | | |
| | | | | | | | <u>Automobile</u> | |
| 1,487 | 1,357 | 928 | 440 | 419 | 350 | 8,053 | 1973 Même jour | 29 |
| 1,881 | 1,546 | 1,096 | | | | | 1974 | 30 |
| 1,862 | 1,402 | 825 | 390 | 184 | 136 | 7,684 | 1973 Une nuit | 31 |
| 1,314 | 1,438 | 957 | | | | | 1974 | 32 |
| 6,622 | 6,301 | 2,950 | 1,479 | 952 | 802 | 26,621 | 1973 Deux nuits ou plus | 33 |
| 4,855 | 4,613 | 2,506 | | | | | 1974 | 34 |
| 9,971 | 9,260 | 4,703 | 2,309 | 1,555 | 1,288 | 42,358 | 1973 Total | 35 |
| 8,050 | 7,597 | 4,559 | | | | | 1974 | 36 |
| 363 | 337 | 302 | 286 | 302 | 243 | 3,805 | 1973 Camions commerciaux | 37 |
| 951 | 1,265 | 1,468 | | | | | 1974 | 38 |
| 118 | 98 | 29 | 1 | - | - | 298 | 1973 Autres véhicules | 39 |
| 145 | 75 | 21 | | | | | 1974 | 40 |
| 10,452 | 9,695 | 5,034 | 2,596 | 1,857 | 1,531 | 46,461 | 1973 Total | 41 |
| 9,146 | 8,937 | 6,048 | | | | | 1974 | 42 |

SECTION 3

PORT OF ENTRY DETAIL

DÉTAILS PAR BUREAU D'ENTRÉE

TABLE 15. Number of Vehicles Travelling Between Canada and the United States by Port of Entry

September - 1974

| No. | Port of entry - Bureau d'entrée | United States vehicles - Véhicules des États-Unis | | | Total |
|-----|---|---|--|---|---------|
| | | Automobiles | Trucks used commercially - Camions commerciaux | Other vehicles - Autres véhicules | |
| 1 | <u>Newfoundland(1) - Terre-Neuve(1)</u> | | | | |
| 2 | <u>Prince Edward Island(1) - Île-du-Prince-Édouard(1)</u> | | | | |
| | <u>Nova Scotia(1) - Nouvelle-Écosse(1)</u> | | | | |
| 3 | Yarmouth | 3,782 | 103 | 130 | 4,015 |
| 4 | Total | 3,782 | 103 | 130 | 4,015 |
| | <u>New Brunswick - Nouveau-Brunswick</u> | | | | |
| 5 | Andover | 5,706 | 151 | 20 | 5,877 |
| 6 | Beaconsfield | 63 | 10 | - | 73 |
| 7 | Bloomfield | 132 | 24 | 3 | 159 |
| 8 | Campobello | 6,728 | 138 | 27 | 6,893 |
| 9 | Centreville | 2,431 | 310 | 11 | 2,752 |
| 10 | Clair | 7,823 | 441 | 193 | 8,457 |
| 11 | Edmundston | 26,221 | 554 | 392 | 27,167 |
| 12 | Forest City | 368 | 2 | 44 | 414 |
| 13 | Fosterville | 597 | 9 | 53 | 659 |
| 14 | Four Falls | 115 | - | - | 115 |
| 15 | Gillespie | 4,590 | 39 | 15 | 4,644 |
| 16 | Grand Falls | 2,800 | 37 | 32 | 2,869 |
| 17 | Lord's Cove | 196 | - | 2 | 198 |
| 18 | Mars Hill Road | 81 | - | 5 | 86 |
| 19 | Milltown | 6,656 | 159 | 76 | 6,891 |
| 20 | River de Chute | 286 | 7 | 2 | 295 |
| 21 | St. Croix | 3,794 | 13 | 196 | 4,003 |
| 22 | St. Léonard | 9,143 | 408 | 224 | 9,775 |
| 23 | St. Stephen | 23,029 | 509 | 200 | 23,738 |
| 24 | Woodstock | 13,094 | 1,886 | 40 | 15,020 |
| 25 | Total | 113,853 | 4,697 | 1,535 | 120,085 |
| | <u>Québec</u> | | | | |
| 26 | Abercorn | 2,906 | 335 | 9 | 3,250 |
| 27 | Armstrong | 7,980 | 1,597 | 42 | 9,619 |
| 28 | Beebe | 3,001 | 52 | 286 | 3,339 |
| 29 | Chartierville | 844 | 18 | 30 | 892 |
| 30 | Clarenceville | 434 | 35 | 3 | 472 |
| 31 | Covey Hill | 1,029 | 147 | 12 | 1,188 |
| 32 | Daaquam | 383 | 185 | - | 568 |
| 33 | Dundee | 4,152 | 65 | 2 | 4,219 |
| 34 | East Hereford | 1,937 | 401 | 12 | 2,350 |
| 35 | East Pinnacle | 424 | 21 | - | 445 |
| 36 | Estcourt | 758 | 201 | 147 | 1,106 |
| 37 | Franklin Centre | 988 | 72 | 2 | 1,062 |
| 38 | Frelighsburg | 1,499 | 280 | 11 | 1,790 |
| 39 | Glen Sutton | 635 | 149 | 11 | 795 |
| 40 | Hemmingford | 3,841 | 457 | 23 | 4,321 |
| 41 | Herdman | 1,307 | 130 | 12 | 1,449 |
| 42 | Hereford Road | 957 | 29 | 3 | 989 |
| 43 | Highwater | 2,696 | 209 | 32 | 2,937 |
| 44 | Jamieson's Line | 161 | 22 | - | 183 |
| 45 | Lacolle(2) | 30,215 | 3,197 | 94 | 33,506 |

See footnote(s) at end of table.

TABLEAU 15. Nombre de véhicules voyageant entre le Canada et les États-Unis, par bureau d'entrée
Septembre - 1974

| Canadian vehicles - Véhicules du Canada | | | | Grand Total Global | N° |
|---|--|---|---------|--------------------------|----|
| Automobiles | Trucks used commercially - Camions commerciaux | Other vehicles - Autres véhicules | Total | | |
| | | | | | 1 |
| | | | | | 2 |
| 425 | 136 | 7 | 568 | 4,583 | 3 |
| 425 | 136 | 7 | 568 | 4,583 | 4 |
| | | | | | |
| 11,845 | 158 | 58 | 12,061 | 17,938 | 5 |
| 69 | 6 | - | 75 | 148 | 6 |
| 147 | 19 | - | 166 | 325 | 7 |
| 8,774 | 117 | 32 | 8,923 | 15,816 | 8 |
| 4,598 | 291 | 22 | 4,911 | 7,663 | 9 |
| 13,857 | 661 | 544 | 15,062 | 23,519 | 10 |
| 40,840 | 397 | 576 | 41,813 | 68,980 | 11 |
| 376 | 106 | 204 | 686 | 1,100 | 12 |
| 1,018 | 262 | 52 | 1,332 | 1,991 | 13 |
| 260 | 1 | 1 | 262 | 377 | 14 |
| 4,501 | 81 | 13 | 4,595 | 9,239 | 15 |
| 7,246 | 45 | 122 | 7,413 | 10,282 | 16 |
| 241 | 1 | 4 | 246 | 444 | 17 |
| 52 | - | - | 52 | 138 | 18 |
| 15,173 | 1,768 | 271 | 17,212 | 24,103 | 19 |
| 398 | 14 | - | 412 | 707 | 20 |
| 4,593 | 222 | 367 | 5,182 | 9,185 | 21 |
| 15,346 | 452 | 416 | 16,214 | 25,989 | 22 |
| 36,108 | 1,184 | 790 | 38,082 | 61,820 | 23 |
| 13,421 | 2,801 | 55 | 16,277 | 31,297 | 24 |
| 178,863 | 8,586 | 3,527 | 190,976 | 311,061 | 25 |
| | | | | | |
| 3,700 | 181 | 76 | 3,957 | 7,207 | 26 |
| 7,462 | 2,387 | 26 | 9,875 | 19,494 | 27 |
| 5,675 | 89 | 273 | 6,037 | 9,376 | 28 |
| 676 | 54 | 5 | 735 | 1,627 | 29 |
| 2,437 | 12 | 51 | 2,500 | 2,972 | 30 |
| 1,358 | 41 | 11 | 1,410 | 2,598 | 31 |
| 700 | 914 | - | 1,614 | 2,182 | 32 |
| 3,306 | 302 | 5 | 3,613 | 7,832 | 33 |
| 2,318 | 358 | 56 | 2,732 | 5,082 | 34 |
| 891 | 60 | 11 | 962 | 1,407 | 35 |
| 1,341 | 149 | 119 | 1,609 | 2,715 | 36 |
| 675 | 41 | 3 | 719 | 1,781 | 37 |
| 2,719 | 78 | 22 | 2,819 | 4,609 | 38 |
| 1,384 | 112 | 21 | 1,517 | 2,312 | 39 |
| 3,159 | 213 | 17 | 3,389 | 7,710 | 40 |
| 2,522 | 86 | 18 | 2,626 | 4,075 | 41 |
| 1,315 | 80 | 29 | 1,424 | 2,413 | 42 |
| 4,170 | 220 | 35 | 4,425 | 7,362 | 43 |
| 81 | 7 | - | 88 | 271 | 44 |
| 55,389 | 4,170 | 228 | 59,787 | 93,293 | 45 |

Voir renvoi(s) à la fin du tableau.

TABLE 15. Number of Vehicles Travelling Between Canada and the United States by Port of Entry - Continued
September - 1974

| No. | Port of entry — Bureau d'entrée | United States vehicles - Véhicules des États-Unis | | | Total |
|---------------------------------|---------------------------------------|---|--|---|---------|
| | | Automobiles | Trucks used commercially — Camions commerciaux | Other vehicles — Autres véhicules | |
| <u>Québec - Concluded - fin</u> | | | | | |
| 1 | Morses Line | 416 | 67 | 1 | 484 |
| 2 | Noyan | 785 | 36 | 13 | 834 |
| 3 | Phillipsburg | 14,677 | 2,398 | 60 | 17,135 |
| 4 | Rock Island | 16,660 | 1,013 | 215 | 17,888 |
| 5 | St-Pamphile | 565 | 417 | 14 | 996 |
| 6 | Stanhope | 4,062 | 531 | 43 | 4,636 |
| 7 | Trout River | 2,338 | 295 | 18 | 2,651 |
| 8 | Woburn | 1,506 | 650 | 55 | 2,211 |
| 9 | Total | 107,156 | 13,009 | 1,150 | 121,315 |
| <u>Ontario</u> | | | | | |
| 10 | Cornwall | 15,131 | 1,791 | 37 | 16,959 |
| 11 | Fort Erie(3) | 154,279 | 6,651 | 334 | 161,264 |
| 12 | Fort Frances | 17,879 | 211 | 96 | 18,186 |
| 13 | Landsdowne | 28,611 | 1,308 | 102 | 30,021 |
| 14 | Niagara Falls(3): | | | | |
| 15 | Queenston Bridge | 48,698 | 6,617 | 209 | 55,524 |
| 16 | Rainbow Bridge | 79,580 | 66 | 564 | 80,210 |
| 17 | Whirlpool Bridge | 20,613 | 1,176 | 88 | 21,877 |
| 18 | Pelee Island | 66 | — | 23 | 89 |
| 19 | Pigeon River | 7,775 | 482 | 54 | 8,311 |
| 20 | Point Alexandria | 728 | — | 10 | 738 |
| 21 | Port Lambton | 1,363 | 8 | 37 | 1,408 |
| 22 | Prescott | 7,392 | 262 | 35 | 7,689 |
| 23 | Rainy River | 2,333 | 11 | 18 | 2,362 |
| 24 | Sarnia(3) | 59,274 | 4,532 | 326 | 64,132 |
| 25 | Sault Ste. Marie | 31,028 | 582 | 164 | 31,774 |
| 26 | Sombra | 2,329 | 116 | 41 | 2,486 |
| 27 | Walpole Island | 1,540 | — | 21 | 1,561 |
| 28 | Windsor(3): | | | | |
| 29 | Ambassador Bridge | 97,446 | 17,387 | 450 | 115,283 |
| 30 | Tunnel | 121,763 | 863 | 303 | 122,929 |
| 31 | Total | 697,828 | 42,063 | 2,912 | 742,803 |
| <u>Manitoba</u> | | | | | |
| 32 | Boissevain | 1,615 | 124 | 6 | 1,745 |
| 33 | Cartwright | 430 | 10 | — | 440 |
| 34 | Coulter | 490 | 12 | — | 502 |
| 35 | Crystal City | 343 | — | 2 | 345 |
| 36 | Emerson | 13,392 | 2,676 | 7 | 16,075 |
| 37 | Goodlands | 213 | 2 | — | 215 |
| 38 | Gretna | 1,497 | 80 | 4 | 1,581 |
| 39 | Lena | 612 | 10 | 3 | 625 |
| 40 | Lyleton | 329 | 3 | 5 | 337 |
| 41 | Piney | 284 | 144 | 8 | 436 |
| 42 | Snowflake | 117 | — | — | 117 |
| 43 | South Junction | 867 | 39 | 12 | 918 |
| 44 | Sprague | 1,517 | 51 | 2 | 1,570 |
| 45 | Tolstoi | 1,352 | 140 | 1 | 1,493 |
| 46 | Windygates | 728 | 27 | — | 755 |
| 47 | Winkler | 1,070 | 34 | — | 1,104 |
| 48 | Total | 24,856 | 3,352 | 50 | 28,258 |

See footnote(s) at end of table.

TABLEAU 15. Nombre de véhicules voyageant entre le Canada et les États-Unis, par bureau d'entrée - suite

Septembre - 1974

| Canadian vehicles - Véhicules du Canada | | | | Grand Total Global | N ^o |
|---|--|---|---------|--------------------------|----------------|
| Automobiles | Trucks used commercially - Camions commerciaux | Other vehicles - Autres véhicules | Total | | |
| 763 | 38 | 3 | 804 | 1,288 | 1 |
| 2,017 | 7 | 10 | 2,034 | 2,868 | 2 |
| 19,621 | 2,658 | 148 | 22,427 | 39,562 | 3 |
| 20,885 | 1,020 | 338 | 22,243 | 40,131 | 4 |
| 1,186 | 1,627 | 16 | 2,829 | 3,825 | 5 |
| 7,367 | 603 | 145 | 8,115 | 12,751 | 6 |
| 4,013 | 173 | 72 | 4,258 | 6,909 | 7 |
| 2,150 | 593 | 78 | 2,821 | 5,032 | 8 |
| 159,280 | 16,273 | 1,816 | 177,369 | 298,684 | 9 |
| 19,461 | 879 | 73 | 20,413 | 37,372 | 10 |
| 67,648 | 10,978 | 74 | 78,700 | 239,964 | 11 |
| 9,920 | 952 | 121 | 10,993 | 29,179 | 12 |
| 15,062 | 1,703 | 62 | 16,827 | 46,848 | 13 |
| 26,509 | 6,427 | 104 | 33,040 | 88,564 | 14 |
| 29,135 | 393 | 142 | 29,670 | 109,880 | 15 |
| 21,124 | 2,297 | 96 | 23,517 | 45,394 | 16 |
| 14 | 4 | 1 | 19 | 108 | 17 |
| 3,641 | 210 | 16 | 3,867 | 12,178 | 18 |
| 264 | - | 6 | 270 | 1,008 | 19 |
| 1,064 | 17 | 1 | 1,082 | 2,490 | 20 |
| 10,923 | 530 | 45 | 11,498 | 19,187 | 21 |
| 4,016 | 102 | 82 | 4,200 | 6,562 | 22 |
| 44,968 | 2,525 | 229 | 47,722 | 111,854 | 23 |
| 13,251 | 364 | 49 | 13,664 | 45,438 | 24 |
| 1,254 | 218 | 12 | 1,484 | 3,970 | 25 |
| 925 | 2 | 7 | 934 | 2,495 | 26 |
| 60,771 | 21,828 | 150 | 82,749 | 198,032 | 27 |
| 94,253 | 3,329 | 132 | 97,714 | 220,643 | 28 |
| 424,203 | 52,758 | 1,402 | 478,363 | 1,221,166 | 29 |
| 2,392 | 118 | 8 | 2,518 | 4,263 | 30 |
| 365 | 10 | - | 375 | 815 | 31 |
| 677 | 8 | 3 | 688 | 1,190 | 32 |
| 304 | 14 | 2 | 320 | 665 | 33 |
| 14,011 | 1,689 | 51 | 15,751 | 31,826 | 34 |
| 607 | 7 | 1 | 615 | 830 | 35 |
| 1,321 | 146 | 13 | 1,480 | 3,061 | 36 |
| 469 | 38 | - | 507 | 1,132 | 37 |
| 589 | - | - | 589 | 926 | 38 |
| 432 | 19 | - | 451 | 887 | 39 |
| 209 | 3 | - | 212 | 329 | 40 |
| 1,209 | 17 | - | 1,226 | 2,144 | 41 |
| 3,534 | 278 | 16 | 3,828 | 5,398 | 42 |
| 1,503 | 638 | 5 | 2,146 | 3,639 | 43 |
| 644 | 28 | 5 | 677 | 1,432 | 44 |
| 660 | 94 | 5 | 759 | 1,863 | 45 |
| 28,926 | 3,107 | 109 | 32,142 | 60,400 | 46 |

Voir renvoi(s) à la fin du tableau.

TABLE 15. Number of Vehicles Travelling Between Canada and the United States by Port of Entry - Concluded

September - 1974

| No. | Port of entry Bureau d'entrée | United States vehicles - Véhicules des États-Unis | | | Total |
|--|----------------------------------|---|--|---|-----------|
| | | Automobiles | Trucks used commercially - Camions commerciaux | Other vehicles - Autres véhicules | |
| Saskatchewan | | | | | |
| 1 | Big Beaver | 173 | 4 | - | 177 |
| 2 | Carievale | 308 | 21 | - | 329 |
| 3 | Climax | 253 | 21 | - | 274 |
| 4 | Coronach | 549 | 84 | - | 633 |
| 5 | Estevan | 1,048 | 47 | 6 | 1,101 |
| 6 | Monchy | 204 | 17 | 1 | 222 |
| 7 | Northgate | 1,095 | 37 | 6 | 1,138 |
| 8 | North Portal | 2,769 | 655 | 38 | 3,462 |
| 9 | Oungre | 549 | 30 | 1 | 580 |
| 10 | Regway | 918 | 327 | 4 | 1,249 |
| 11 | Torquay | 178 | - | 10 | 188 |
| 12 | West Poplar River | 241 | 13 | - | 254 |
| 13 | Willow Creek | 70 | - | - | 70 |
| 14 | Total | 8,355 | 1,256 | 66 | 9,677 |
| Alberta | | | | | |
| 15 | Aden | 79 | 40 | - | 119 |
| 16 | Carway | 4,642 | 24 | 26 | 4,692 |
| 17 | Chief Mountain | 1,813 | - | 9 | 1,822 |
| 18 | Coutts | 7,053 | 2,406 | 53 | 9,512 |
| 19 | Del Bonita | 435 | 9 | - | 444 |
| 20 | Wild Horse | 160 | 8 | - | 168 |
| 21 | Total | 14,182 | 2,487 | 88 | 16,757 |
| British Columbia - Colombie-Britannique | | | | | |
| 22 | Aldergrove | 8,510 | 571 | 53 | 9,134 |
| 23 | Boundary Bay | 3,631 | 87 | 3 | 3,721 |
| 24 | Carson | 1,212 | 7 | 12 | 1,231 |
| 25 | Cascade | 1,830 | 27 | 17 | 1,874 |
| 26 | Chopaka | 169 | - | - | 169 |
| 27 | Huntingdon | 13,234 | 1,713 | 121 | 15,068 |
| 28 | Kingsgate | 5,368 | 350 | 61 | 5,779 |
| 29 | Midway | 212 | 1 | - | 213 |
| 30 | Nelway | 1,201 | 154 | 23 | 1,378 |
| 31 | Osoyoos | 9,348 | 561 | 92 | 10,001 |
| 32 | Pacific Highway(4) | 49,194 | 3,372 | 216 | 52,782 |
| 33 | Paterson | 991 | 109 | 11 | 1,111 |
| 34 | Prince Rupert | 1,012 | 57 | 18 | 1,087 |
| 35 | Roosville | 2,007 | 40 | 25 | 2,072 |
| 36 | Rykerts | 1,653 | 55 | 21 | 1,729 |
| 37 | Sidney | 3,358 | 1 | 220 | 3,579 |
| 38 | Stewart | 223 | - | - | 223 |
| 39 | Victoria | 8,048 | 68 | 594 | 8,710 |
| 40 | Waneta | 239 | 9 | 2 | 250 |
| 41 | Total | 111,440 | 7,182 | 1,489 | 120,111 |
| Yukon Territory - Territoire du Yukon | | | | | |
| 42 | Beaver Creek | 2,681 | 672 | 10 | 3,363 |
| 43 | Dawson/Little Gold | 203 | 2 | 3 | 208 |
| 44 | Old Crow | - | - | - | - |
| 45 | Pleasant Camp | 1,232 | 206 | 6 | 1,444 |
| 46 | Whitehorse | 48 | - | - | 48 |
| 47 | Total | 4,164 | 880 | 19 | 5,063 |
| 48 | Canada | 1,085,616 | 75,029 | 7,439 | 1,168,084 |

(1) Most vehicles destined to Newfoundland, Prince Edward Island and Nova Scotia enter Canada through ports in other provinces where they are recorded.

(2) Includes entries through Routes 9, 9A and 9B.

(3) Estimated on the basis of sample scheme.

(4) Includes entries through Douglas.

TABLEAU 15. Nombre de véhicules voyageant entre le Canada et les États-Unis, par bureau d'entrée - fin

Septembre - 1974

| Canadian vehicles - Véhicules du Canada | | | | Grand Total Global | N ^o |
|---|--|---|-----------|--------------------------|----------------|
| Automobiles | Trucks used commercially - Camions commerciaux | Other vehicles - Autres véhicules | Total | | |
| 260 | 20 | 2 | 282 | 459 | 1 |
| 619 | 11 | 1 | 631 | 960 | 2 |
| 336 | 105 | - | 441 | 715 | 3 |
| 427 | 20 | - | 447 | 1,080 | 4 |
| 615 | 18 | 6 | 639 | 1,740 | 5 |
| 284 | 7 | 1 | 292 | 514 | 6 |
| 1,203 | 885 | 3 | 2,091 | 3,229 | 7 |
| 3,592 | 508 | 64 | 4,164 | 7,626 | 8 |
| 466 | 12 | 1 | 479 | 1,059 | 9 |
| 1,492 | 32 | 15 | 1,539 | 2,788 | 10 |
| 137 | - | - | 137 | 325 | 11 |
| 271 | 4 | 1 | 276 | 530 | 12 |
| 260 | 5 | - | 265 | 335 | 13 |
| 9,962 | 1,627 | 94 | 11,683 | 21,360 | 14 |
| 57 | 4 | - | 61 | 180 | 15 |
| 3,823 | 13 | 37 | 3,873 | 8,565 | 16 |
| 479 | - | 8 | 487 | 2,309 | 17 |
| 9,552 | 1,366 | 122 | 11,040 | 20,552 | 18 |
| 368 | 6 | 1 | 375 | 819 | 19 |
| 299 | 36 | - | 335 | 503 | 20 |
| 14,578 | 1,425 | 168 | 16,171 | 32,928 | 21 |
| 12,779 | 334 | 94 | 13,207 | 22,341 | 22 |
| 42,681 | 163 | 528 | 43,372 | 47,093 | 23 |
| 795 | 29 | 107 | 931 | 2,162 | 24 |
| 2,262 | 69 | 24 | 2,355 | 4,229 | 25 |
| 217 | - | - | 217 | 386 | 26 |
| 27,443 | 865 | 420 | 28,728 | 43,796 | 27 |
| 3,958 | 250 | 57 | 4,265 | 10,044 | 28 |
| 269 | 8 | 11 | 288 | 501 | 29 |
| 1,357 | 59 | 14 | 1,430 | 2,808 | 30 |
| 10,826 | 60 | 118 | 11,004 | 21,005 | 31 |
| 98,708 | 2,892 | 588 | 102,188 | 154,970 | 32 |
| 3,402 | 78 | 19 | 3,499 | 4,610 | 33 |
| 59 | 1 | 5 | 65 | 1,152 | 34 |
| 2,513 | 47 | 68 | 2,628 | 4,700 | 35 |
| 3,346 | 43 | 20 | 3,409 | 5,138 | 36 |
| 282 | - | 7 | 289 | 3,868 | 37 |
| 582 | 141 | - | 723 | 946 | 38 |
| 1,090 | 6 | 52 | 1,148 | 9,858 | 39 |
| 586 | 23 | 6 | 615 | 865 | 40 |
| 213,155 | 5,068 | 2,138 | 220,361 | 340,472 | 41 |
| 123 | 473 | - | 596 | 3,959 | 42 |
| 109 | 14 | 1 | 124 | 332 | 43 |
| - | - | - | - | - | 44 |
| 162 | 101 | 1 | 264 | 1,708 | 45 |
| 1 | - | - | 1 | 49 | 46 |
| 395 | 588 | 2 | 985 | 6,048 | 47 |
| 1,029,787 | 89,568 | 9,263 | 1,128,618 | 2,296,702 | 48 |

(1) La plupart des véhicules à destination de Terre-Neuve, de l'Île-du-Prince-Édouard et de la Nouvelle-Écosse arrivent au Canada par les bureaux situés dans d'autres provinces, où ils sont donc enregistrés.

(2) Comprend les véhicules entrés par les routes 9, 9A et 9B.

(3) Données estimatives tirées d'un échantillon.

(4) Comprend les véhicules déclarés par le bureau d'entrée de Douglas.

TABLE 16. Number of Travellers Between Canada and Other Countries Classified by Type of Transportation and Port of Entry

September - 1974

| No. | Port of entry Bureau d'entrée | Residents of the United States - Résidents des États-Unis | | | | | | Total |
|---|----------------------------------|---|----------------|----------------|---------------|----------------|--------------------------------------|-------|
| | | Automobile | Plane Avion | Bus Autobus | Rail Train | Boat Bateau | Other methods Autres moyens | |
| <u>Newfoundland - Terre-Neuve</u> | | | | | | | | |
| 1 | Argentia | - | - | - | - | - | - | |
| 2 | Botwood | - | - | - | - | - | - | |
| 3 | Burin | - | - | - | - | - | - | |
| 4 | Corner Brook | - | 13 | - | - | - | 13 | |
| 5 | Fortune | - | - | - | - | 46 | 46 | |
| 6 | Gander | - | 87 | - | - | - | 87 | |
| 7 | Goose Bay | - | - | - | - | - | - | |
| 8 | Grand Bank | - | - | - | - | - | - | |
| 9 | Grand Falls | - | - | - | - | - | - | |
| 10 | Harbour Grace | - | - | - | - | - | - | |
| 11 | Lewisporte | - | - | - | - | - | - | |
| 12 | Port aux Basques | - | - | - | - | - | - | |
| 13 | St. John's | - | 585 | - | - | - | 585 | |
| 14 | Stephenville | - | 6 | - | - | - | 6 | |
| 15 | Total | - | 691 | - | - | 46 | 737 | |
| <u>Prince Edward Island - Île-du-Prince-Édouard</u> | | | | | | | | |
| 16 | Charlottetown | - | 11 | - | - | 779 | 790 | |
| 17 | Montague | - | - | - | - | - | - | |
| 18 | Summerside | - | 4 | - | - | - | 4 | |
| 19 | Total | - | 15 | - | - | 779 | 794 | |
| <u>Nova Scotia - Nouvelle-Écosse</u> | | | | | | | | |
| 20 | Amherst | - | - | - | - | - | - | |
| 21 | Annapolis Royal | - | - | - | - | - | - | |
| 22 | Antigonish | - | - | - | - | - | - | |
| 23 | Baddeck | - | - | - | - | - | - | |
| 24 | Barrington Passage | - | - | - | - | - | - | |
| 25 | Bridgewater | - | - | - | - | - | - | |
| 26 | Chester | - | - | - | - | - | - | |
| 27 | Digby | - | - | - | - | 4 | 4 | |
| 28 | Glace Bay | - | - | - | - | - | - | |
| 29 | Halifax | - | 2,591 | - | - | 630 | 3,221 | |
| 30 | Kentville | - | - | - | - | - | - | |
| 31 | Liverpool | - | - | - | - | - | - | |
| 32 | Lockeport | - | - | - | - | - | - | |
| 33 | Louisburg | - | - | - | - | 165 | 165 | |
| 34 | Lunenburg | - | - | - | - | - | - | |
| 35 | Middleton | - | - | - | - | - | - | |
| 36 | New Glasgow | - | 3 | - | - | - | 3 | |
| 37 | North Sydney | - | - | - | - | - | - | |
| 38 | Pictou | - | - | - | - | - | - | |
| 39 | Port Hawkesbury | - | - | - | - | - | - | |
| 40 | Shelburne | - | - | - | - | - | - | |
| 41 | Sydney | - | 68 | - | - | - | 68 | |
| 42 | Truro | - | - | - | - | - | - | |
| 43 | Weymouth | - | - | - | - | - | - | |
| 44 | Windsor | - | - | - | - | - | - | |
| 45 | Wolfville | - | - | - | - | - | - | |
| 46 | Yarmouth | 8,881 | 885 | 1,564 | - | 10 | 13,672 | |
| 47 | Total | 8,881 | 3,547 | 1,564 | - | 809 | 17,133 | |

TABLE 16. Number of Travellers Between Canada and Other Countries Classified by Type of Transportation and Port of Entry - Continued

September - 1974

| No. | Port of entry Bureau d'entrée | Residents of the United States - Résidents des États-Unis | | | | | | Total |
|--|----------------------------------|---|----------------|----------------|---------------|----------------|--------------------------------------|---------|
| | | Automobile | Plane Avion | Bus Autobus | Rail Train | Boat Bateau | Other methods Autres moyens | |
| <u>New Brunswick - Nouveau-Brunswick</u> | | | | | | | | |
| 1 | Andover | 14,108 | - | 82 | - | - | 31 | 14,221 |
| 2 | Bathurst | - | - | - | - | - | - | - |
| 3 | Beaconsfield | 135 | - | - | - | - | - | 135 |
| 4 | Black's Harbour | - | - | - | - | - | - | - |
| 5 | Bloomfield | 293 | - | - | - | - | 9 | 302 |
| 6 | Campbellton | - | - | - | - | - | - | - |
| 7 | Campobello | 16,081 | - | 344 | - | - | 65 | 16,490 |
| 8 | Caraget | - | - | - | - | - | - | - |
| 9 | Centreville | 6,809 | - | - | - | - | 19 | 6,828 |
| 10 | Clair | 18,155 | - | - | - | - | 746 | 18,901 |
| 11 | Dalhousie | - | - | - | - | - | - | - |
| 12 | Edmundston | 51,439 | 4 | 203 | - | - | 1,323 | 52,969 |
| 13 | Fairhaven | - | - | - | - | - | - | - |
| 14 | Forest City | 854 | - | - | - | - | 200 | 1,054 |
| 15 | Fosterville | 1,514 | - | - | - | - | 137 | 1,651 |
| 16 | Four Falls | 287 | - | - | - | - | - | 287 |
| 17 | Fredericton | - | 239 | - | - | - | - | 239 |
| 18 | Gillespie | 11,841 | - | - | - | - | 17 | 11,858 |
| 19 | Grand Falls | 6,660 | - | - | - | - | 40 | 6,700 |
| 20 | Grand Manan | - | - | - | - | 13 | - | 13 |
| 21 | Lord's Cove | 490 | - | - | - | 3 | 45 | 538 |
| 22 | Mars Hill Road | 203 | - | - | - | - | 7 | 210 |
| 23 | McAdam | - | - | - | 7 | - | - | 7 |
| 24 | Milltown | 14,356 | - | - | - | - | 419 | 14,775 |
| 25 | Moncton | - | 26 | - | - | - | - | 26 |
| 26 | Newcastle | - | 14 | - | - | - | - | 14 |
| 27 | River de Chute | 746 | - | - | - | - | 2 | 748 |
| 28 | Sackville | - | - | - | - | - | - | - |
| 29 | Saint John | - | 685 | - | - | 4 | - | 689 |
| 30 | St. Andrews | - | - | - | - | - | - | - |
| 31 | St. Croix | 9,218 | - | - | - | - | 754 | 9,972 |
| 32 | St. Léonard | 21,322 | - | 90 | - | - | 1,001 | 22,413 |
| 33 | St. Stephen | 50,503 | 19 | 2,044 | - | - | 2,191 | 54,757 |
| 34 | Sussex | - | - | - | - | - | - | - |
| 35 | Wilson's Beach | - | - | - | - | 12 | - | 12 |
| 36 | Woodstock | 36,637 | 30 | 288 | - | - | 86 | 37,041 |
| 37 | Total | 261,651 | 1,017 | 3,051 | 7 | 32 | 7,092 | 272,850 |
| <u>Québec</u> | | | | | | | | |
| 38 | Abercorn | 7,372 | - | 25 | - | - | 12 | 7,409 |
| 39 | Amos | - | - | - | - | - | - | - |
| 40 | Ancienne Lorette Airport | - | 494 | - | - | - | - | 494 |
| 41 | Armstrong/Ste. Aurélie | 21,339 | - | 1,061 | - | - | 404 | 22,804 |
| 42 | Baie-Comeau | - | 33 | - | - | - | - | 33 |
| 43 | Beebe | 6,528 | - | 36 | - | - | 1,160 | 7,724 |
| 44 | Chambord | - | - | - | - | - | - | - |
| 45 | Chartierville | 2,113 | - | - | - | - | 36 | 2,149 |
| 46 | Chicoutimi | - | - | - | - | - | - | - |
| 47 | Clarenceville | 1,025 | - | - | - | - | 8 | 1,033 |
| 48 | Covey Hill | 3,256 | - | - | - | - | 14 | 3,270 |
| 49 | Cowansville | - | 7 | - | - | - | - | 7 |
| 50 | Daaquam | 716 | - | - | - | - | - | 716 |
| 51 | Drummondville | - | 2 | - | - | - | - | 2 |
| 52 | Dundee | 10,767 | - | - | - | 298 | 3 | 11,068 |
| 53 | East Hereford | 4,901 | - | - | - | - | 13 | 4,914 |
| 54 | East Pinnacle | 1,084 | - | - | - | - | - | 1,084 |
| 55 | Estcourt | 1,280 | 3 | - | - | - | 838 | 2,121 |
| 56 | Farnham | - | - | - | - | - | - | - |

TABLE 16. Number of Travellers Between Canada and Other Countries Classified by Type of Transportation and Port of Entry - Continued

September - 1974

| No. | Port of entry — Bureau d'entrée | Residents of the United States - Résidents des États-Unis | | | | | | Total |
|-----|---------------------------------------|---|---------------------|---------------------|--------------------|---------------------|---|---------|
| | | Automobile | Plane — Avion | Bus — Autobus | Rail — Train | Boat — Bateau | Other methods — Autres moyens | |
| | <u>Québec - Concluded - fin</u> | | | | | | | |
| 1 | Franklin Centre | 2,730 | — | — | — | — | 4 | 2,734 |
| 2 | Frelighsburg | 4,039 | — | 45 | — | — | 20 | 4,104 |
| 3 | Gaspé | — | — | — | — | — | — | — |
| 4 | Glen Sutton | 1,368 | — | 29 | — | — | 81 | 1,478 |
| 5 | Granby | — | 12 | — | — | — | — | 12 |
| 6 | Grindstone | — | — | — | — | — | — | — |
| 7 | Hemmingford | 12,034 | — | 84 | — | — | 23 | 12,141 |
| 8 | Herdman | 3,430 | — | — | — | — | 17 | 3,447 |
| 9 | Hereford Road | 2,327 | — | — | — | — | 10 | 2,337 |
| 10 | Highwater | 6,803 | — | 117 | — | — | 36 | 6,956 |
| 11 | Hull | — | — | — | — | — | — | — |
| 12 | Huntingdon | — | — | — | — | — | — | — |
| 13 | Jamieson's Line | 334 | — | — | — | — | — | 334 |
| 14 | Joliette | — | — | — | — | — | — | — |
| 15 | Lac Mégantic | — | 2 | — | 128 | — | — | 130 |
| 16 | Lac Memphrémagog | — | 4 | — | — | 277 | — | 281 |
| 17 | Lachute | — | — | — | — | — | — | — |
| 18 | Lacolle | 77,457 | 22 | 10,230 | 4,036 | 130 | 260 | 92,135 |
| 19 | La Tuque | — | — | — | — | — | — | — |
| 20 | Lévis | — | — | — | — | — | — | — |
| 21 | Louiseville | — | — | — | — | — | — | — |
| 22 | Magog | — | — | — | — | — | — | — |
| 23 | Marieville | — | — | — | — | — | — | — |
| 24 | Matane | — | — | — | — | — | — | — |
| 25 | Mont Joli | — | — | — | — | — | — | — |
| 26 | Montmagny | — | — | — | — | — | — | — |
| 27 | Montréal - Dorval | — | 41,576 | — | — | — | — | 41,576 |
| 28 | Montréal - Seaport | — | — | — | — | 170 | — | 170 |
| 29 | Montréal - Ste-Scholastique | — | — | — | — | — | — | — |
| 30 | Morses Line | 1,085 | — | — | — | — | 2 | 1,087 |
| 31 | Nicolet | — | — | — | — | — | — | — |
| 32 | Noyan | 2,034 | — | — | — | — | 14 | 2,048 |
| 33 | Paspébiac | — | — | — | — | — | — | — |
| 34 | Phillipsburg | 37,761 | — | 4,692 | — | — | 98 | 42,551 |
| 35 | Port Alfred | — | — | — | — | — | — | — |
| 36 | Québec | — | — | — | — | — | — | — |
| 37 | Richmond | — | — | — | — | — | — | — |
| 38 | Rimouski | — | — | — | — | — | — | — |
| 39 | Rivière-du-Loup | — | — | — | — | — | — | — |
| 40 | Rock Island | 39,506 | — | 1,055 | — | — | 1,471 | 42,032 |
| 41 | Rouyn | — | — | — | — | — | — | — |
| 42 | St-Hubert | — | 130 | — | — | — | — | 130 |
| 43 | St-Hyacinthe | — | — | — | — | — | — | — |
| 44 | St-Jean | — | 10 | — | — | — | — | 10 |
| 45 | St-Jérôme | — | 7 | — | — | — | — | 7 |
| 46 | St-Pamphile | 948 | — | — | — | — | 57 | 1,005 |
| 47 | Sept-Îles | — | 124 | — | — | — | — | 124 |
| 48 | Shawinigan | — | 3 | — | — | — | — | 3 |
| 49 | Sherbrooke | — | 58 | — | — | — | — | 58 |
| 50 | Sorel | — | — | — | — | — | — | — |
| 51 | Stanhope | 10,163 | — | 190 | — | — | 74 | 10,427 |
| 52 | Sutton | — | — | — | — | — | — | — |
| 53 | Thetford Mines | — | — | — | — | — | — | — |
| 54 | Trois-Rivières | — | 39 | — | — | — | — | 39 |
| 55 | Trout River | 5,533 | — | 299 | — | — | 37 | 5,869 |
| 56 | Val-d'Or | — | 17 | — | — | — | — | 17 |
| 57 | Valleyfield | — | — | — | — | — | — | — |
| 58 | Victoriaville | — | — | — | — | — | — | — |
| 59 | Woburn | 3,647 | — | — | — | — | 100 | 3,747 |
| 60 | Total | 271,580 | 42,543 | 17,863 | 4,164 | 875 | 4,792 | 341,817 |

TABLEAU 16. Nombre de voyageurs entre le Canada et les autres pays, par bureau d'entrée et moyen de transport - suite

Septembre - 1974

| Residents of Canada returning from U.S. - Résidents du Canada revenant des É.-U. | | | | | | | Residents of overseas countries - Résidents de pays d'outre-mer | Canadian residents returning from overseas - Résidents du Canada revenant d'outre-mer | Grand Total Global | No |
|--|---------------|---------------|--------------|---------------|-------------------------------|---------|---|---|--------------------|----|
| Automobile | Plane - Avion | Bus - Autobus | Rail - Train | Boat - Bateau | Other methods - Autres moyens | Total | | | | |
| 1,780 | - | 34 | - | - | 4 | 1,818 | 6 | - | 4,558 | 1 |
| 7,392 | - | 66 | - | - | 37 | 7,495 | 59 | - | 11,658 | 2 |
| - | - | - | - | - | - | - | - | - | - | 3 |
| 2,994 | - | 48 | - | - | 26 | 3,068 | 7 | - | 4,553 | 4 |
| - | 10 | - | - | - | - | 10 | - | - | 22 | 5 |
| - | - | - | - | - | - | - | - | - | - | 6 |
| 8,721 | - | 75 | - | - | 23 | 8,819 | 14 | - | 20,974 | 7 |
| 6,710 | - | 42 | - | - | 24 | 6,776 | 27 | - | 10,250 | 8 |
| 3,180 | - | 4 | - | - | 31 | 3,215 | 1 | - | 5,553 | 9 |
| 11,069 | - | 228 | - | - | 57 | 11,354 | 71 | - | 18,381 | 10 |
| - | - | - | - | - | - | - | - | - | - | 11 |
| - | - | - | - | - | - | - | - | - | - | 12 |
| 179 | - | - | - | - | - | 179 | 2 | - | 515 | 13 |
| - | - | - | - | - | - | - | - | - | - | 14 |
| - | - | - | 25 | - | - | 25 | - | - | 155 | 15 |
| - | - | - | - | 188 | - | 188 | - | - | 469 | 16 |
| - | - | - | - | - | - | - | - | - | - | 17 |
| 158,175 | - | 9,912 | 792 | 545 | 513 | 169,937 | 3,468 | 112 | 265,652 | 18 |
| - | - | - | - | - | - | - | - | - | - | 19 |
| - | - | - | - | - | - | - | - | - | - | 20 |
| - | - | - | - | - | - | - | - | - | - | 21 |
| - | - | - | - | - | - | - | - | - | - | 22 |
| - | - | - | - | - | - | - | - | - | - | 23 |
| - | - | - | - | - | - | - | - | - | - | 24 |
| - | - | - | - | - | - | - | - | - | - | 25 |
| - | - | - | - | - | - | - | - | - | - | 26 |
| - | 22,182 | - | - | - | - | 22,182 | 26,456 | 45,832 | 136,046 | 27 |
| - | - | - | - | - | - | - | 385 | 638 | 1,193 | 28 |
| - | - | - | - | - | - | - | - | - | - | 29 |
| 2,069 | - | 33 | - | - | 4 | 2,106 | 6 | - | 3,199 | 30 |
| - | - | - | - | - | - | - | - | - | - | 31 |
| 5,637 | - | - | - | - | 14 | 5,651 | 2 | - | 7,701 | 32 |
| - | - | - | - | - | - | - | - | - | - | 33 |
| 55,254 | - | 3,692 | - | - | 189 | 59,135 | 1,013 | - | 102,699 | 34 |
| - | - | - | - | - | - | - | - | 534 | 534 | 35 |
| - | - | - | - | - | - | - | - | - | - | 36 |
| - | - | - | - | - | - | - | - | - | - | 37 |
| - | - | - | - | - | - | - | - | - | - | 38 |
| - | - | - | - | - | - | - | - | - | - | 39 |
| 52,524 | - | 2,441 | - | - | 2,094 | 57,059 | 282 | - | 99,373 | 40 |
| - | - | - | - | - | - | - | - | - | - | 41 |
| - | 174 | - | - | - | - | 174 | 2 | - | 306 | 42 |
| - | - | - | - | - | - | - | - | - | - | 43 |
| - | 6 | - | - | - | - | 6 | - | - | 16 | 44 |
| - | 1 | - | - | - | - | 1 | - | - | 8 | 45 |
| 2,245 | - | - | - | - | 48 | 2,293 | - | - | 3,298 | 46 |
| - | - | - | - | - | - | - | 4 | - | 128 | 47 |
| - | - | - | - | - | - | - | - | - | 3 | 48 |
| - | 14 | - | - | - | - | 14 | - | - | 72 | 49 |
| - | - | - | - | - | - | - | - | - | - | 50 |
| 20,211 | - | 425 | - | - | 232 | 20,868 | 74 | - | 31,369 | 51 |
| - | - | - | - | - | - | - | - | - | - | 52 |
| - | - | - | - | - | - | - | - | - | 39 | 53 |
| 10,600 | - | 204 | - | - | 101 | 10,905 | 92 | - | 16,866 | 54 |
| - | - | - | - | - | - | - | - | - | 17 | 55 |
| - | - | - | - | - | - | - | - | - | - | 56 |
| - | - | - | - | - | - | - | - | - | - | 57 |
| 4,769 | - | - | - | - | 208 | 4,977 | 7 | - | 8,731 | 58 |
| - | - | - | - | - | - | - | - | - | - | 59 |
| 429,929 | 22,479 | 18,882 | 817 | 831 | 6,052 | 478,990 | 32,272 | 47,117 | 900,196 | 60 |

TABLE 16. Number of Travellers Between Canada and Other Countries Classified by Type of Transportation and Port of Entry - Continued

September - 1974

| No. | Port of entry — Bureau d'entrée | Residents of the United States - Résidents des États-Unis | | | | | | Total |
|-----|---------------------------------------|---|---------------------|---------------------|--------------------|---------------------|---|---------|
| | | Automobile | Plane — Avion | Bus — Autobus | Rail — Train | Boat — Bateau | Other methods — Autres moyens | |
| | <u>Ontario</u> | | | | | | | |
| 1 | Acton | — | — | — | — | — | — | — |
| 2 | Amherstburg | — | — | — | — | 10,762 | — | 10,762 |
| 3 | Arnprior | — | — | — | — | — | — | — |
| 4 | Barrie | — | — | — | — | — | — | — |
| 5 | Basswood Lake | — | 192 | — | — | 357 | — | 549 |
| 6 | Belleville/Napanee | — | 2 | — | — | 2 | — | 4 |
| 7 | Bowmanville | — | — | — | — | — | — | — |
| 8 | Bracebridge | — | 65 | — | — | — | — | 65 |
| 9 | Brampton | — | — | — | — | — | — | — |
| 10 | Brantford | — | 29 | — | — | — | — | 29 |
| 11 | Brockville | — | 4 | — | — | 957 | — | 961 |
| 12 | Carleton Place | — | — | — | — | — | — | — |
| 13 | Chatham | — | 6 | — | — | 439 | — | 445 |
| 14 | Cobalt | — | — | — | — | — | — | — |
| 15 | Cobourg | — | — | — | — | — | — | — |
| 16 | Cochrane | — | — | — | — | — | — | — |
| 17 | Collingwood | — | — | — | — | — | — | — |
| 18 | Cornwall | 39,221 | — | 771 | — | 17 | 59 | 40,068 |
| 19 | Cyclone Island | — | 102 | — | — | 969 | — | 1,071 |
| 20 | Dunnville | — | — | — | — | — | — | — |
| 21 | Fort Erie | 349,130 | — | 14,021 | 553 | 71 | 1,275 | 365,050 |
| 22 | Fort Frances | 48,443 | 648 | 583 | — | — | 1,262 | 50,936 |
| 23 | Galt | — | — | — | — | — | — | — |
| 24 | Gananoque | — | 38 | — | — | 5,400 | — | 5,438 |
| 25 | Georgetown | — | — | — | — | — | — | — |
| 26 | Goderich | — | — | — | — | 2 | — | 2 |
| 27 | Gore Bay | — | 47 | — | — | — | — | 47 |
| 28 | Guelph | — | 3 | — | — | — | — | 3 |
| 29 | Hamilton | — | 1,263 | — | — | — | — | 1,263 |
| 30 | Hanover | — | — | — | — | — | — | — |
| 31 | Kenora | — | 812 | — | — | — | — | 812 |
| 32 | Kingston | — | 76 | — | — | 186 | — | 262 |
| 33 | Kitchener | — | 127 | — | — | — | — | 127 |
| 34 | Lansdowne | 74,000 | — | 3,418 | — | 2,505 | 129 | 80,052 |
| 35 | Leamington | — | — | — | — | 92 | — | 92 |
| 36 | Lindsay | — | 21 | — | — | — | — | 21 |
| 37 | Listowel | — | — | — | — | — | — | — |
| 38 | Little Current | — | — | — | — | — | — | — |
| 39 | London | — | 1,564 | — | — | — | — | 1,564 |
| 40 | Meldrum Bay | — | — | — | — | 29 | — | 29 |
| 41 | Midland | — | — | — | — | — | — | — |
| 42 | Newmarket | — | 15 | — | — | — | — | 15 |
| 43 | Niagara Falls Rainbow | 235,968 | — | 17,865 | — | — | 11,676 | 265,509 |
| 44 | " " Whirlpool | 45,061 | — | 1,030 | — | — | 1,170 | 47,261 |
| 45 | " " Queenston | 126,201 | 46 | 6,863 | — | 1,086 | 288 | 134,484 |
| 46 | North Bay | — | 133 | — | — | — | — | 133 |
| 47 | Oakville | — | — | — | — | — | — | — |
| 48 | Orangeville | — | — | — | — | — | — | — |
| 49 | Orillia | — | 2 | — | — | — | — | 2 |
| 50 | Oshawa | — | 26 | — | — | 11 | — | 37 |
| 51 | Ottawa | — | 804 | — | — | — | — | 804 |
| 52 | Owen Sound | — | 8 | — | — | — | — | 8 |
| 53 | Paris | — | — | — | — | — | — | — |
| 54 | Parry Sound | — | — | — | — | — | — | — |
| 55 | Pelée Island | 186 | 241 | — | — | 1,954 | 759 | 3,140 |
| 56 | Pembroke | — | 24 | — | — | — | — | 24 |
| 57 | Perth | — | — | — | — | — | — | — |
| 58 | Peterborough | — | 75 | — | — | — | — | 75 |
| 59 | Picton | — | — | — | — | 10 | — | 10 |
| 60 | Pigeon River | 21,074 | — | 952 | — | — | 95 | 22,121 |

TABLEAU 16. Nombre de voyageurs entre le Canada et les autres pays, par bureau d'entrée et moyen de transport - suite

Septembre - 1974

| Residents of Canada returning from U.S. - Résidents du Canada revenant des É.-U. | | | | | | | Residents of overseas countries - Résidents de pays d'outre-mer | Canadian residents returning from overseas - Résidents du Canada revenant d'outre-mer | Grand Total Global | N ^o |
|--|---------------|---------------|--------------|---------------|-------------------------------|---------|---|---|--------------------|----------------|
| Automobile | Plane - Avion | Bus - Autobus | Rail - Train | Boat - Bateau | Other methods - Autres moyens | Total | | | | |
| - | - | - | - | - | - | - | - | - | - | 1 |
| - | - | - | - | 1 | - | 1 | - | - | 10,763 | 2 |
| - | - | - | - | - | - | - | - | - | - | 3 |
| - | - | - | - | - | - | - | - | - | - | 4 |
| - | 23 | - | - | 14 | - | 37 | - | - | 586 | 5 |
| - | - | - | - | 2 | - | 2 | - | - | 6 | 6 |
| - | - | - | - | - | - | - | - | - | - | 7 |
| - | 10 | - | - | - | - | 10 | - | - | 75 | 8 |
| - | - | - | - | - | - | - | - | - | - | 9 |
| - | 3 | - | - | - | - | 3 | - | - | 32 | 10 |
| - | 17 | - | - | 76 | - | 93 | - | - | 1,054 | 11 |
| - | - | - | - | - | - | - | - | - | - | 12 |
| - | 5 | - | - | - | - | 5 | - | - | 450 | 13 |
| - | - | - | - | - | - | - | - | - | - | 14 |
| - | - | - | - | 4 | - | 4 | - | - | 4 | 15 |
| - | - | - | - | - | - | - | - | - | - | 16 |
| - | - | - | - | - | - | - | - | - | - | 17 |
| 51,472 | 2 | 4,806 | - | 3 | 105 | 56,388 | 252 | - | 96,708 | 18 |
| - | 2 | - | - | 12 | - | 14 | - | - | 1,085 | 19 |
| - | - | - | - | - | - | - | - | - | - | 20 |
| 127,294 | - | 5,879 | 476 | 3 | 360 | 134,012 | 6,480 | 55 | 505,597 | 21 |
| 22,837 | 10 | 194 | - | - | 1,928 | 24,969 | 32 | - | 75,937 | 22 |
| - | - | - | - | - | - | - | - | - | - | 23 |
| - | - | - | - | 10,558 | - | 10,558 | - | - | 15,996 | 24 |
| - | - | - | - | - | - | - | - | - | - | 25 |
| - | 8 | - | - | - | - | 8 | - | - | 2 | 26 |
| - | 1 | - | - | - | - | 1 | - | - | 55 | 27 |
| - | 717 | - | - | - | - | 717 | 35 | - | 4 | 28 |
| - | - | - | - | - | - | - | - | - | 2,015 | 29 |
| - | 3 | - | - | - | - | 3 | - | - | - | 30 |
| - | 131 | - | - | 17 | - | 148 | 9 | - | 815 | 31 |
| - | 38 | - | - | - | - | 38 | - | - | 419 | 32 |
| 40,068 | - | 2,015 | - | 2,417 | 89 | 44,589 | 498 | 80 | 165 | 33 |
| - | - | - | - | - | - | - | - | - | 125,219 | 34 |
| - | - | - | - | - | - | - | - | - | 92 | 35 |
| - | 1 | - | - | - | - | 1 | - | - | 22 | 36 |
| - | - | - | - | - | - | - | - | - | - | 37 |
| - | 552 | - | - | - | - | 552 | 54 | - | - | 38 |
| - | - | - | - | - | - | - | - | - | 2,170 | 39 |
| - | - | - | - | - | - | - | - | - | 29 | 40 |
| - | - | - | - | - | - | - | - | - | - | 41 |
| - | 14 | - | - | - | - | 14 | - | - | - | 42 |
| 68,836 | - | 1,889 | - | - | 3,554 | 74,279 | 18,180 | - | 29 | 43 |
| 43,330 | - | 169 | - | - | 2,124 | 45,623 | 938 | - | 357,968 | 44 |
| 62,336 | 75 | 3,766 | - | 839 | 149 | 67,165 | 2,314 | 541 | 93,822 | 45 |
| - | 13 | - | - | - | - | 13 | - | - | 204,504 | 46 |
| - | - | - | - | - | - | - | - | - | 146 | 47 |
| - | - | - | - | - | - | - | - | - | - | 48 |
| - | - | - | - | - | - | - | - | - | 2 | 49 |
| - | 30 | - | - | 102 | - | 132 | - | - | 169 | 50 |
| - | 719 | - | - | - | - | 719 | 437 | 358 | 2,318 | 51 |
| - | 3 | - | - | - | - | 3 | - | - | 11 | 52 |
| - | - | - | - | - | - | - | - | - | - | 53 |
| - | 1 | - | - | - | - | 1 | - | - | 1 | 54 |
| 31 | 16 | - | - | 11 | 131 | 189 | 1 | - | 3,330 | 55 |
| - | - | - | - | - | - | - | - | - | 24 | 56 |
| - | 169 | - | - | - | - | 169 | - | - | 169 | 57 |
| - | - | - | - | - | - | - | 5 | - | 80 | 58 |
| - | 4 | - | - | - | - | 4 | - | - | 14 | 59 |
| 10,731 | - | 442 | - | - | 23 | 11,196 | 60 | - | 33,377 | 60 |

TABLE 16. Number of Travellers Between Canada and Other Countries Classified by Type of Transportation and Port of Entry - Continued

September - 1974

| No. | Port of entry - Bureau d'entrée | Residents of the United States - Résidents des États-Unis | | | | | | Total |
|----------------------------------|---------------------------------------|---|---------------------|---------------------|--------------------|---------------------|---|-----------|
| | | Automobile | Plane - Avion | Bus - Autobus | Rail - Train | Boat - Bateau | Other methods - Autres moyens | |
| <u>Ontario - Concluded - fin</u> | | | | | | | | |
| 1 | Point Alexandria | 2,034 | - | - | - | 251 | 128 | 2,413 |
| 2 | Port Colborne | - | - | - | - | 43 | - | 43 |
| 3 | Port Dover | - | - | - | - | 76 | - | 76 |
| 4 | Port Hope | - | - | - | - | - | - | - |
| 5 | Port Lambton | 3,966 | - | - | - | 85 | 495 | 4,546 |
| 6 | Port Metcalfe | - | - | - | - | 244 | - | 244 |
| 7 | Prairie Portage | - | - | - | - | 1,779 | - | 1,779 |
| 8 | Prescott | 20,253 | - | 304 | - | 7 | 47 | 20,611 |
| 9 | Rainy River | 6,632 | 188 | 67 | - | 38 | 71 | 6,996 |
| 10 | Renfrew | - | - | - | - | - | - | - |
| 11 | Richards Landing | - | - | - | - | 111 | - | 111 |
| 12 | Ridgetown | - | - | - | - | - | - | - |
| 13 | Saganaga Lake | - | 45 | - | - | 1,209 | - | 1,254 |
| 14 | Sand Bay | - | 268 | - | - | 125 | - | 393 |
| 15 | Sand Point Lake | - | 636 | - | - | 1,453 | - | 2,089 |
| 16 | Sarnia | 147,410 | 57 | 3,674 | - | 559 | 497 | 152,197 |
| 17 | Sault Ste. Marie | 80,843 | 220 | 3,686 | - | 38 | 226 | 85,013 |
| 18 | Simcoe | - | - | - | - | - | - | - |
| 19 | Smiths Falls | - | - | - | - | - | - | - |
| 20 | Sombra | 7,594 | - | - | - | 407 | 241 | 8,242 |
| 21 | Southampton | - | - | - | - | - | - | - |
| 22 | Stratford | - | - | - | - | - | - | - |
| 23 | St. Catharines | - | - | - | - | - | - | - |
| 24 | St. Thomas | - | - | - | - | 6 | - | 6 |
| 25 | Sudbury | - | 197 | - | - | - | - | 197 |
| 26 | Thorold | - | - | - | - | - | - | - |
| 27 | Thunder Bay | - | 544 | - | - | 6 | - | 550 |
| 28 | Tilbury | - | - | - | - | - | - | - |
| 29 | Tillsonburg | - | - | - | - | - | - | - |
| 30 | Timmins | - | 164 | - | - | - | - | 164 |
| 31 | Toronto International Airport | - | 61,792 | - | - | - | - | 61,792 |
| 32 | Toronto Seaport/Island Airport. | - | 465 | - | - | 68 | - | 533 |
| 33 | Trenton | - | 35 | - | - | 2 | - | 37 |
| 34 | Wallaceburg | - | - | - | - | 123 | - | 123 |
| 35 | Walkerville | - | - | - | - | - | - | - |
| 36 | Walpole Island | 4,550 | - | - | - | 281 | 458 | 5,289 |
| 37 | Welland | - | 4 | - | - | - | - | 4 |
| 38 | Windsor Ambassador | 231,151 | - | 11,743 | - | - | 605 | 243,499 |
| 39 | Windsor Tunnel | 283,659 | 2,152 | 17,586 | - | 1,313 | 420 | 305,130 |
| 40 | Woodstock | - | - | - | - | - | - | - |
| 41 | Total | 1,727,376 | 73,140 | 82,563 | 553 | 33,073 | 19,901 | 1,936,606 |
| <u>Manitoba</u> | | | | | | | | |
| 42 | Boissevain | 4,526 | 42 | 50 | - | - | 7 | 4,625 |
| 43 | Brandon | - | 106 | - | - | - | - | 106 |
| 44 | Cartwright | 975 | - | - | - | - | - | 975 |
| 45 | Churchill | - | - | - | - | - | - | - |
| 46 | Coulter | 1,230 | - | - | - | - | - | 1,230 |
| 47 | Crystal City | 812 | - | - | - | - | 4 | 816 |
| 48 | Emerson | 38,661 | 5 | 1,545 | - | - | 52 | 40,263 |
| 49 | Goodlands | 458 | - | - | - | - | - | 458 |
| 50 | Gretna | 3,351 | - | - | - | - | 5 | 3,356 |
| 51 | Lena | 1,587 | - | 14 | - | - | 3 | 1,604 |
| 52 | Lyleton | 625 | - | - | - | - | 5 | 630 |
| 53 | Piney | 732 | - | - | - | - | 8 | 740 |

TABLEAU 16. Nombre de voyageurs entre le Canada et les autres pays, par bureau d'entrée et moyen de transport - suite

Septembre - 1974

| Residents of Canada returning from U.S. - Résidents du Canada revenant des É.-U. | | | | | | | Residents of overseas countries - Résidents de pays d'outre-mer | Canadian residents returning from overseas - Résidents du Canada revenant d'outre-mer | Grand Total - Global | No |
|--|---------------|---------------|--------------|---------------|-------------------------------|-----------|---|---|----------------------|----|
| Automobile | Plane - Avion | Bus - Autobus | Rail - Train | Boat - Bateau | Other methods - Autres moyens | Total | | | | |
| 736 | - | 1 | - | 11 | 94 | 842 | - | - | 3,255 | 1 |
| - | - | - | - | 3 | - | 3 | - | - | 46 | 2 |
| - | - | - | - | 14 | - | 14 | - | - | 90 | 3 |
| - | - | - | - | 2 | - | 2 | - | - | 2 | 4 |
| 3,299 | - | - | - | 15 | 584 | 3,898 | 2 | - | 8,446 | 5 |
| - | - | - | - | 65 | - | 65 | - | - | 309 | 6 |
| - | 1 | - | - | 49 | - | 50 | - | - | 1,829 | 7 |
| 30,405 | - | 942 | - | - | 65 | 31,412 | 117 | - | 52,140 | 8 |
| 10,644 | 6 | 822 | 260 | - | 465 | 12,197 | 11 | - | 19,204 | 9 |
| - | - | - | - | - | - | - | - | - | - | 10 |
| - | - | - | - | 67 | - | 67 | - | - | 178 | 11 |
| - | - | - | - | - | - | - | - | - | - | 12 |
| - | 17 | - | - | 77 | - | 94 | - | - | 1,348 | 13 |
| - | 2 | - | - | 3 | - | 5 | - | - | 398 | 14 |
| - | 306 | - | - | 33 | - | 339 | - | - | 2,428 | 15 |
| 100,977 | 24 | 2,155 | - | 239 | 320 | 103,715 | 884 | 9 | 256,805 | 16 |
| 32,915 | 69 | 1,880 | - | 3 | 60 | 34,927 | 16 | - | 119,956 | 17 |
| - | - | - | - | - | - | - | - | - | - | 18 |
| - | - | - | - | - | - | - | - | - | - | 19 |
| 3,999 | - | - | - | 39 | 768 | 4,806 | 1 | - | 13,049 | 20 |
| - | - | - | - | - | - | - | - | - | - | 21 |
| - | - | - | - | - | - | - | - | - | - | 22 |
| - | - | - | - | - | - | - | - | - | - | 23 |
| - | - | - | - | 13 | - | 13 | - | - | 19 | 24 |
| - | 4 | - | - | - | - | 4 | - | - | 201 | 25 |
| - | - | - | - | - | - | - | - | - | - | 26 |
| - | 381 | - | - | - | - | 381 | 13 | 3 | 947 | 27 |
| - | - | - | - | - | - | - | - | - | - | 28 |
| - | - | - | - | - | - | - | - | - | - | 29 |
| - | 5 | - | - | - | - | 5 | - | - | 169 | 30 |
| - | 48,923 | - | - | - | - | 48,923 | 46,376 | 65,574 | 222,665 | 31 |
| - | 107 | - | - | 35 | - | 142 | - | - | 675 | 32 |
| - | - | - | - | 6 | - | 6 | - | - | 43 | 33 |
| - | - | - | - | 2 | - | 2 | - | - | 125 | 34 |
| - | - | - | - | - | - | - | - | - | - | 35 |
| 3,081 | - | - | - | 36 | 4,028 | 7,145 | 3 | - | 12,437 | 36 |
| - | 1 | - | - | - | - | 1 | - | - | 5 | 37 |
| 108,840 | - | 3,956 | - | - | 200 | 112,996 | 1,191 | 817 | 358,503 | 38 |
| 173,974 | 177 | 38,668 | - | 13 | 170 | 213,002 | 5,468 | 313 | 523,913 | 39 |
| - | - | - | - | - | - | - | - | - | - | 40 |
| 895,805 | 52,590 | 67,584 | 736 | 14,784 | 15,217 | 1,046,716 | 83,377 | 67,750 | 3,134,449 | 41 |
| 7,237 | 15 | 94 | - | - | 16 | 7,362 | 277 | - | 12,264 | 42 |
| - | 12 | - | - | - | - | 12 | - | - | 118 | 43 |
| 903 | - | - | - | - | - | 903 | - | - | 1,878 | 44 |
| - | - | - | - | - | - | - | - | - | - | 45 |
| 1,902 | - | - | - | - | 5 | 1,907 | 13 | - | 3,150 | 46 |
| 851 | - | - | - | - | 2 | 853 | - | - | 1,669 | 47 |
| 41,622 | 4 | 1,229 | - | - | 79 | 42,934 | 139 | 1 | 83,337 | 48 |
| 1,536 | - | - | - | - | 1 | 1,537 | - | - | 1,995 | 49 |
| 3,554 | - | - | - | - | 16 | 3,570 | 3 | - | 6,929 | 50 |
| 1,162 | - | 44 | - | - | 1 | 1,207 | - | - | 2,811 | 51 |
| 1,345 | - | - | - | - | - | 1,345 | - | - | 1,975 | 52 |
| 1,067 | - | - | - | - | - | 1,067 | 2 | - | 1,809 | 53 |

TABLE 16. Number of Travellers Between Canada and Other Countries Classified by Type of Transportation and Port of Entry - Continued

September - 1974

| No. | Port of entry Bureau d'entrée | Residents of the United States - Résidents des États-Unis | | | | | | Total |
|-----------------------------------|----------------------------------|---|---------------------|---------------------|--------------------|---------------------|---|--------|
| | | Automobile | Plane - Avion | Bus - Autobus | Rail - Train | Boat - Bateau | Other methods - Autres moyens | |
| <u>Manitoba - Concluded - fin</u> | | | | | | | | |
| 1 | Snowflake | 264 | - | - | - | - | - | 264 |
| 2 | Sprague | 3,919 | - | 199 | 19 | - | 2 | 4,139 |
| 3 | South Junction | 2,370 | - | - | - | - | 12 | 2,382 |
| 4 | The Pas | - | - | - | - | - | - | - |
| 5 | Tolstoi | 3,757 | - | 21 | - | - | 15 | 3,793 |
| 6 | Windygates | 1,932 | - | 88 | - | - | - | 2,020 |
| 7 | Winkler | 2,633 | 19 | - | - | - | - | 2,652 |
| 8 | Winnipeg | - | 4,751 | - | - | - | - | 4,751 |
| 9 | Total | 67,832 | 4,923 | 1,917 | 19 | - | 113 | 74,804 |
| <u>Saskatchewan</u> | | | | | | | | |
| 10 | Big Beaver | 318 | - | - | - | - | - | 318 |
| 11 | Carievale | 624 | - | - | - | - | - | 624 |
| 12 | Climax | 515 | - | - | - | - | 1 | 516 |
| 13 | Coronach | 1,121 | - | - | - | - | - | 1,121 |
| 14 | Estevan | 2,287 | 18 | - | - | - | 7 | 2,312 |
| 15 | Monchy | 485 | 5 | - | - | - | 1 | 491 |
| 16 | Moose Jaw | - | 7 | - | - | - | - | 7 |
| 17 | North Battleford | - | - | - | - | - | - | - |
| 18 | Northgate | 2,867 | - | - | - | - | 24 | 2,891 |
| 19 | North Portal | 6,702 | - | 40 | - | - | 363 | 7,105 |
| 20 | Oungre | 1,361 | - | 38 | - | - | 5 | 1,404 |
| 21 | Prince Albert | - | 32 | - | - | - | - | 32 |
| 22 | Regina | - | 321 | - | - | - | - | 321 |
| 23 | Regway | 2,076 | - | - | - | - | 6 | 2,082 |
| 24 | Saskatoon | - | 110 | - | - | - | - | 110 |
| 25 | Swift Current | - | 8 | - | - | - | - | 8 |
| 26 | Torquay | 341 | - | - | - | - | 14 | 355 |
| 27 | West Poplar River | 651 | 2 | - | - | - | - | 653 |
| 28 | Weyburn | - | 3 | - | - | - | - | 3 |
| 29 | Willow Creek | 151 | - | - | - | - | - | 151 |
| 30 | Yorkton | - | 4 | - | - | - | - | 4 |
| 31 | Total | 19,499 | 510 | 78 | - | - | 421 | 20,508 |
| <u>Alberta</u> | | | | | | | | |
| 32 | Aden | 157 | - | - | - | - | - | 157 |
| 33 | Calgary | - | 5,984 | - | - | - | - | 5,984 |
| 34 | Carway | 12,132 | - | 245 | - | - | 43 | 12,420 |
| 35 | Chief Mountain | 4,654 | - | 110 | - | - | 19 | 4,783 |
| 36 | Coutts | 17,031 | 16 | 529 | - | - | 256 | 17,832 |
| 37 | Del Bonita | 1,056 | - | 46 | - | - | - | 1,102 |
| 38 | Edmonton | - | 1,655 | - | - | - | - | 1,655 |
| 39 | Lethbridge | - | 120 | - | - | - | - | 120 |
| 40 | Medicine Hat | - | 18 | - | - | - | - | 18 |
| 41 | Red Deer | - | - | - | - | - | - | - |
| 42 | Wild Horse | 390 | - | - | - | - | - | 390 |
| 43 | Total | 35,420 | 7,793 | 930 | - | - | 318 | 44,461 |

TABLEAU 16. Nombre de voyageurs entre le Canada et les autres pays, par bureau d'entrée et moyen de transport - suite

Septembre - 1974

| Residents of Canada returning from U.S. - Résidents du Canada revenant des É.-U. | | | | | | | Residents of overseas countries - Résidents de pays d'outre-mer | Canadian residents returning from overseas - Résidents du Canada revenant d'outre-mer | Grand Total Global | N ^o |
|--|---------------|---------------|--------------|---------------|-------------------------------|--------|---|---|--------------------|----------------|
| Automobile | Plane - Avion | Bus - Autobus | Rail - Train | Boat - Bateau | Other methods - Autres moyens | Total | | | | |
| 478 | - | - | - | - | - | 478 | - | - | 742 | 1 |
| 8,930 | - | 981 | 334 | - | 20 | 10,265 | 10 | - | 14,414 | 2 |
| 2,895 | - | 169 | - | - | - | 3,064 | - | - | 5,446 | 3 |
| - | - | - | - | - | - | - | - | - | - | 4 |
| 4,066 | - | 40 | - | - | 37 | 4,143 | 15 | - | 7,951 | 5 |
| 1,582 | - | - | - | - | 5 | 1,587 | 2 | - | 3,609 | 6 |
| 1,741 | 8 | - | - | - | 6 | 1,755 | 3 | - | 4,410 | 7 |
| - | 3,286 | - | - | - | - | 3,286 | 1,237 | 2,504 | 11,778 | 8 |
| 80,871 | 3,325 | 2,557 | 334 | - | 188 | 87,275 | 1,701 | 2,505 | 166,285 | 9 |
| 740 | - | - | - | - | 4 | 744 | 1 | - | 1,063 | 10 |
| 1,473 | - | - | - | - | 1 | 1,474 | 7 | - | 2,105 | 11 |
| 879 | - | - | - | - | - | 879 | 1 | - | 1,396 | 12 |
| 1,133 | 3 | - | - | - | - | 1,136 | 4 | - | 2,261 | 13 |
| 1,619 | 15 | - | - | - | 6 | 1,640 | - | - | 3,952 | 14 |
| 766 | - | - | - | - | 2 | 768 | 3 | - | 1,262 | 15 |
| - | 1 | - | - | - | - | 1 | - | - | 8 | 16 |
| - | - | - | - | - | - | - | - | - | - | 17 |
| 3,176 | - | - | - | - | 4 | 3,180 | - | - | 6,071 | 18 |
| 8,561 | - | 67 | - | - | 542 | 9,170 | 15 | - | 16,290 | 19 |
| 1,354 | - | - | - | - | 1 | 1,355 | 6 | - | 2,765 | 20 |
| - | - | - | - | - | - | - | - | - | 32 | 21 |
| - | 156 | - | - | - | - | 156 | - | - | 477 | 22 |
| 4,687 | - | - | - | - | 16 | 4,703 | 18 | - | 6,803 | 23 |
| - | 8 | - | - | - | - | 8 | 2 | - | 120 | 24 |
| - | 4 | - | - | - | - | 4 | - | - | 12 | 25 |
| 361 | - | - | - | - | 17 | 378 | - | - | 733 | 26 |
| 696 | 4 | - | - | - | 1 | 701 | 7 | - | 1,361 | 27 |
| - | - | - | - | - | - | - | - | - | 3 | 28 |
| 809 | - | - | - | - | - | 809 | - | - | 960 | 29 |
| - | - | - | - | - | - | - | - | - | 4 | 30 |
| 26,254 | 191 | 67 | - | - | 594 | 27,106 | 64 | - | 47,678 | 31 |
| 120 | - | - | - | - | - | 120 | - | - | 277 | 32 |
| - | 4,266 | - | - | - | - | 4,266 | 1,525 | 2,392 | 14,167 | 33 |
| 11,625 | - | 62 | - | - | 60 | 11,747 | 221 | - | 24,388 | 34 |
| 1,399 | - | - | - | - | 14 | 1,413 | - | - | 6,196 | 35 |
| 23,475 | 23 | 732 | - | - | 455 | 24,685 | 173 | 4 | 42,694 | 36 |
| 986 | - | - | - | - | 1 | 987 | 1 | - | 2,090 | 37 |
| - | 1,780 | - | - | - | - | 1,780 | 1,521 | 3,059 | 8,015 | 38 |
| - | 106 | - | - | - | - | 106 | - | - | 226 | 39 |
| - | 13 | - | - | - | - | 13 | - | - | 31 | 40 |
| - | - | - | - | - | - | - | - | - | - | 41 |
| 819 | - | - | - | - | - | 819 | - | - | 1,209 | 42 |
| 38,424 | 6,188 | 794 | - | - | 530 | 45,936 | 3,441 | 5,455 | 99,293 | 43 |

TABLE 16. Number of Travellers Between Canada and Other Countries Classified by Type of Transportation and Port of Entry - Concluded

September - 1974

| No. | Port of entry - Bureau d'entrée | Residents of the United States - Résidents des États-Unis | | | | | | Total |
|-----|--|---|---------------------|---------------------|--------------------|---------------------|---|-----------|
| | | Automobile | Plane - Avion | Bus - Autobus | Rail - Train | Boat - Bateau | Other methods - Autres moyens | |
| | <u>British Columbia - Colombie-Britannique</u> | | | | | | | |
| 1 | Aldergrove | 23,620 | - | 534 | - | - | 172 | 24,326 |
| 2 | Bedwell Harbour | - | 186 | - | - | 957 | - | 1,143 |
| 3 | Boundary Bay | 6,976 | - | 890 | - | - | 5 | 7,871 |
| 4 | Campbell River | - | 17 | - | - | - | - | 17 |
| 5 | Carson | 2,860 | 24 | 111 | - | - | 26 | 3,021 |
| 6 | Cascade | 4,653 | 2 | 133 | - | - | 34 | 4,822 |
| 7 | Chemainus | - | - | - | - | 3 | - | 3 |
| 8 | Chilliwack | - | 2 | - | - | - | - | 2 |
| 9 | Chopaka | 476 | - | - | - | - | - | 476 |
| 10 | Courtenay | - | - | - | - | - | - | - |
| 11 | Cranbrook | - | 28 | - | - | - | - | 28 |
| 12 | Huntingdon | 32,811 | 265 | 214 | - | - | 361 | 33,651 |
| 13 | Kamloops | - | 55 | - | - | - | - | 55 |
| 14 | Kelowna | - | 13 | - | - | - | - | 13 |
| 15 | Kingsgate | 13,417 | - | 908 | - | - | 667 | 14,992 |
| 16 | Kitimat | - | - | - | - | - | - | - |
| 17 | Midway | 505 | 4 | - | - | - | 6 | 515 |
| 18 | Nanaimo | - | 717 | - | - | 35 | - | 752 |
| 19 | Nelson | - | 1 | - | - | - | - | 1 |
| 20 | Nelway | 3,121 | - | - | - | - | 35 | 3,156 |
| 21 | New Westminster | - | - | - | - | - | - | - |
| 22 | Osoyoos | 23,013 | - | 317 | - | - | 153 | 23,483 |
| 23 | Pacific Highway | 113,685 | - | 9,168 | 1,069 | - | 346 | 124,268 |
| 24 | Paterson | 2,626 | - | 112 | - | - | 17 | 2,755 |
| 25 | Penticton | - | 231 | - | - | - | - | 231 |
| 26 | Port Alberni | - | 10 | - | - | 2 | - | 12 |
| 27 | Powell River | - | 12 | - | - | - | - | 12 |
| 28 | Prince George | - | 17 | - | - | - | - | 17 |
| 29 | Prince Rupert | 2,347 | 141 | 100 | - | 2,102 | 961 | 5,651 |
| 30 | Rooseville | 5,257 | - | 40 | - | - | 108 | 5,405 |
| 31 | Rykerts | 4,424 | 101 | 50 | - | - | 37 | 4,612 |
| 32 | Sidney | 8,682 | - | 214 | - | 265 | 1,469 | 10,630 |
| 33 | Stewart | 890 | 4 | - | - | - | - | 894 |
| 34 | Trail | - | 18 | - | - | - | - | 18 |
| 35 | Vancouver Airport | - | 18,496 | - | - | - | - | 18,496 |
| 36 | " Seaport | - | - | - | - | 3,858 | - | 3,858 |
| 37 | Vernon | - | - | - | - | - | - | - |
| 38 | Victoria | 19,694 | 2,929 | 833 | - | 2,532 | 18,801 | 44,789 |
| 39 | Waneta | 634 | - | - | - | 2 | 2 | 638 |
| 40 | Total | 269,691 | 23,273 | 13,624 | 1,069 | 9,756 | 23,200 | 340,613 |
| | <u>Yukon Territory - Territoire du Yukon</u> | | | | | | | |
| 41 | Beaver Creek | 6,091 | 7 | 1,267 | - | - | 11 | 7,376 |
| 42 | Dawson/Little Gold | 450 | 35 | 41 | - | - | 3 | 529 |
| 43 | Old Crow | - | - | - | - | - | - | - |
| 44 | Pleasant Camp | 3,387 | - | 160 | - | - | 10 | 3,557 |
| 45 | Whitehorse | 107 | 559 | - | 5,654 | - | - | 6,320 |
| 46 | Total | 10,035 | 601 | 1,468 | 5,654 | - | 24 | 17,782 |
| 47 | Canada | 2,671,965 | 158,053 | 123,058 | 11,466 | 45,370 | 58,193 | 3,068,105 |

TABLEAU 16. Nombre de voyageurs entre le Canada et les autres pays, par bureau d'entrée et moyen de transport - fin

Septembre - 1974

| Residents of Canada returning from U.S. - Résidents du Canada revenant des É.-U. | | | | | | | Residents of overseas countries - Résidents de pays d'outre-mer | Canadian residents returning from overseas - Résidents du Canada revenant d'outre-mer | Grand Total - Global | N ^o |
|--|---------------|---------------|--------------|---------------|-------------------------------|-----------|---|---|----------------------|----------------|
| Automobile | Plane - Avion | Bus - Autobus | Rail - Train | Boat - Bateau | Other methods - Autres moyens | Total | | | | |
| 36,431 | - | 372 | - | - | 218 | 37,021 | 85 | - | 61,432 | 1 |
| - | 4 | - | - | 451 | - | 455 | - | - | 1,598 | 2 |
| 96,302 | - | 243 | - | - | 1,010 | 97,555 | - | - | 105,426 | 3 |
| - | - | - | - | - | - | - | - | - | 17 | 4 |
| 1,970 | 1 | - | - | - | 124 | 2,095 | 11 | - | 5,127 | 5 |
| 6,125 | 4 | 104 | - | - | 39 | 6,272 | 25 | - | 11,119 | 6 |
| - | - | - | - | - | - | - | - | - | 3 | 7 |
| - | 4 | - | - | - | - | 4 | - | - | 6 | 8 |
| 633 | - | - | - | - | - | 633 | - | - | 1,109 | 9 |
| - | - | - | - | - | - | - | - | - | - | 10 |
| - | 1 | - | - | - | - | 1 | - | - | 29 | 11 |
| 74,994 | 119 | 516 | - | - | 1,166 | 76,795 | 377 | 2 | 110,825 | 12 |
| - | - | - | - | - | - | - | - | - | 55 | 13 |
| - | - | - | - | - | - | - | - | - | 13 | 14 |
| 10,880 | - | 1,135 | - | - | 738 | 12,753 | 139 | - | 27,884 | 15 |
| - | - | - | - | - | - | - | 1 | - | 1 | 16 |
| 607 | 1 | - | - | - | 45 | 653 | - | - | 1,168 | 17 |
| - | 30 | - | - | 11 | - | 41 | - | - | 793 | 18 |
| - | 1 | - | - | - | - | 1 | - | - | 2 | 19 |
| 3,886 | - | 159 | - | - | 21 | 4,066 | 33 | - | 7,255 | 20 |
| - | - | - | - | - | - | - | - | - | - | 21 |
| 28,007 | - | 866 | - | - | 196 | 29,069 | 174 | - | 52,726 | 22 |
| 235,414 | - | 13,625 | 599 | - | 846 | 250,484 | 3,753 | 22 | 378,527 | 23 |
| 10,067 | - | 80 | - | - | 32 | 10,179 | 46 | - | 12,980 | 24 |
| - | 83 | - | - | - | - | 83 | - | - | 314 | 25 |
| - | - | - | - | - | - | - | 2 | - | 14 | 26 |
| - | - | - | - | - | - | - | - | - | 12 | 27 |
| - | - | - | - | - | - | - | - | - | 17 | 28 |
| 135 | 36 | 48 | - | 513 | 290 | 1,022 | 69 | - | 6,742 | 29 |
| 6,893 | - | 2 | - | - | 289 | 7,184 | 46 | - | 12,635 | 30 |
| 9,278 | 43 | 139 | - | - | 29 | 9,489 | 24 | - | 14,125 | 31 |
| 696 | - | - | - | 368 | 234 | 1,298 | 67 | 46 | 12,041 | 32 |
| 1,546 | 2 | 1,130 | - | - | 244 | 2,922 | - | - | 3,816 | 33 |
| - | 7 | - | - | - | - | 7 | - | - | 25 | 34 |
| - | 13,543 | - | - | - | - | 13,543 | 12,726 | 10,871 | 55,636 | 35 |
| - | - | - | - | 377 | - | 377 | 14 | - | 4,249 | 36 |
| - | - | - | - | - | - | - | - | - | - | 37 |
| 2,607 | 1,779 | 213 | - | 253 | 1,535 | 6,387 | 1,421 | 68 | 52,665 | 38 |
| 1,465 | - | - | - | - | 8 | 1,473 | 7 | - | 2,118 | 39 |
| 527,936 | 15,658 | 18,632 | 599 | 1,973 | 7,064 | 571,862 | 19,020 | 11,009 | 942,504 | 40 |
| 274 | - | 57 | - | - | - | 331 | 76 | - | 7,783 | 41 |
| 275 | 2 | 3 | - | - | 1 | 281 | 49 | - | 859 | 42 |
| - | - | - | - | - | - | - | - | - | - | 43 |
| 413 | - | - | - | - | 4 | 417 | 13 | - | 3,987 | 44 |
| 4 | 66 | - | 180 | - | - | 250 | 40 | - | 6,610 | 45 |
| 966 | 68 | 60 | 180 | - | 5 | 1,279 | 178 | - | 19,239 | 46 |
| 2,413,862 | 103,560 | 110,408 | 2,680 | 17,612 | 43,047 | 2,691,169 | 143,677 | 138,166 | 6,041,117 | 47 |

TABLE 17. Residents of Countries Other than the United States Entering Canada(1) by Country of Residence and Port of Entry

September - 1974

| No. | Country of residence Pays de résidence | Gender Nfld. T.-N. | Halifax N.S.(2) N.-É.(2) | Lacolle Qué. | Montréal Qué.(2) | Phillips- burg Qué. | Fort Erie Ont. | Niagara Falls Ont. |
|-----|--|--------------------------|--------------------------------|-----------------|---------------------|---------------------------|-------------------|--------------------------|
| | <u>Europe</u> | | | | | | | |
| 1 | Austria - Autriche | - | 5 | 15 | 153 | 3 | 90 | 131 |
| 2 | Azores - Açores | - | - | - | - | - | 46 | - |
| 3 | Belgium - Belgique | 1 | 3 | 47 | 677 | 16 | 55 | 158 |
| 4 | Bulgaria - Bulgarie | - | - | - | 10 | - | - | - |
| 5 | Czechoslovakia - Tchécoslovaquie | - | - | 6 | 204 | - | 6 | - |
| 6 | Denmark - Danemark | 4 | 14 | 11 | 273 | 10 | 75 | 180 |
| 7 | Finland - Finlande | - | 2 | 7 | 86 | 4 | 17 | 224 |
| 8 | France | 163 | 79 | 526 | 4,310 | 153 | 207 | 1,069 |
| 9 | Germany (Federal Republic) - Allemagne. | 29 | 42 | 351 | 1,472 | 116 | 1,014 | 4,664 |
| 10 | Greece - Grèce | 4 | 10 | 20 | 697 | 12 | 4 | 55 |
| 11 | Hungary - Hongrie | - | 1 | 7 | 106 | - | 21 | - |
| 12 | Ireland (Republic) - Irlande | 9 | 11 | 58 | 450 | 28 | 95 | 209 |
| 13 | Italy - Italie | 2 | 6 | 96 | 1,181 | 15 | 576 | 1,042 |
| 14 | Malta - Malte | - | 1 | - | 3 | - | 6 | 9 |
| 15 | Netherlands, The - Pays-Bas | 13 | 38 | 57 | 655 | 17 | 178 | 908 |
| 16 | Norway - Norvège | 100 | 20 | 15 | 214 | 4 | 3 | 73 |
| 17 | Poland - Pologne | - | 1 | 72 | 596 | 3 | 14 | 2 |
| 18 | Portugal | 1 | 7 | 8 | 399 | 8 | 21 | 74 |
| 19 | Rumania - Roumanie | - | - | 3 | 24 | 2 | - | - |
| 20 | Spain - Espagne | 8 | 1 | 24 | 472 | 4 | 23 | 279 |
| 21 | Sweden - Suède | 3 | 10 | 15 | 568 | 13 | 38 | 258 |
| 22 | Switzerland - Suisse | 3 | 258 | 106 | 1,097 | 38 | 191 | 559 |
| 23 | Turkey - Turquie | - | 1 | 10 | 106 | - | 7 | 50 |
| 24 | United Kingdom - Royaume-Uni | 338 | 552 | 811 | 3,747 | 334 | 1,259 | 4,535 |
| 25 | U.S.S.R. - U.R.S.S. | - | - | 3 | 205 | - | 90 | - |
| 26 | Yugoslavia - Yougoslavie | 2 | - | 4 | 72 | - | 28 | - |
| 27 | Other - Autres | 1 | 7 | 14 | 45 | 2 | 2 | 40 |
| 28 | Total | 681 | 1,069 | 2,286 | 17,822 | 782 | 4,066 | 14,519 |
| | <u>Africa - Afrique</u> | | | | | | | |
| 29 | Algeria - Algérie | - | 2 | 4 | 84 | 4 | - | - |
| 30 | Egypt - Égypte | 3 | - | 6 | 137 | 2 | 1 | 3 |
| 31 | Rhodesia - Rhodésie | - | - | - | 10 | - | - | - |
| 32 | South Africa - Afrique du Sud | 12 | 13 | 19 | 393 | 9 | 11 | 213 |
| 33 | Other - Autres | 12 | 26 | 38 | 1,077 | 1 | 10 | 67 |
| 34 | Total | 27 | 41 | 67 | 1,701 | 16 | 22 | 283 |

See footnote(s) at the end of the table.

TABLEAU 17. Résidents de pays autres que les États-Unis entrant au Canada(1), par pays de résidence et bureau d'entrée

Septembre - 1974

| Sarnia Ont. | Toronto Ont.(3) | Windsor Ont.(4) | Winnipeg Man. | Calgary Alta. - Alb. | Edmonton Alta. - Alb. | Pacific Highway B.C. - C.-B. | Vancouver B.C.(2) - C.-B.(2) | Other ports - Autres | Total | No |
|----------------|--------------------|--------------------|------------------|-------------------------------|--------------------------------|--|---------------------------------------|-------------------------------|--------|----|
| 10 | 291 | 11 | 8 | 3 | 9 | 16 | 28 | 51 | 824 | 1 |
| - | - | - | - | - | - | - | - | - | 46 | 2 |
| 10 | 166 | 15 | 2 | 10 | 9 | 8 | 19 | 24 | 1,220 | 3 |
| - | - | - | - | - | - | - | - | - | 10 | 4 |
| 1 | 18 | 1 | 4 | - | 6 | 6 | 2 | 5 | 259 | 5 |
| 14 | 152 | 17 | 12 | 2 | 36 | 26 | 37 | 60 | 923 | 6 |
| 7 | 62 | 8 | 5 | 1 | 4 | 7 | 16 | 15 | 465 | 7 |
| 13 | 279 | 860 | 16 | 50 | 16 | 153 | 101 | 1,059 | 9,054 | 8 |
| 134 | 3,760 | 1,365 | 147 | 402 | 249 | 449 | 727 | 1,166 | 16,087 | 9 |
| 8 | 447 | 38 | 2 | 4 | 8 | 9 | 39 | 13 | 1,370 | 10 |
| - | 117 | 5 | - | - | 5 | 7 | 11 | 8 | 288 | 11 |
| 14 | 355 | 21 | 4 | 2 | 10 | 43 | 28 | 40 | 1,377 | 12 |
| 16 | 1,238 | 797 | 10 | 16 | 33 | 10 | 67 | 87 | 5,192 | 13 |
| - | 33 | 9 | - | - | 4 | 1 | 2 | - | 68 | 14 |
| 81 | 2,466 | 80 | 16 | 115 | 151 | 134 | 572 | 257 | 5,738 | 15 |
| 10 | 73 | 21 | 11 | 1 | 25 | 20 | 52 | 37 | 679 | 16 |
| 5 | 121 | 12 | 4 | - | 9 | 3 | 4 | 9 | 855 | 17 |
| 6 | 504 | 5 | 1 | 1 | 1 | 3 | 25 | 8 | 1,072 | 18 |
| - | 20 | 1 | - | - | 3 | - | - | 1 | 54 | 19 |
| 4 | 115 | 6 | 2 | - | - | 15 | 14 | 63 | 1,030 | 20 |
| 11 | 213 | 34 | 17 | 7 | 35 | 43 | 57 | 69 | 1,391 | 21 |
| 17 | 489 | 28 | 15 | 19 | 48 | 119 | 94 | 145 | 3,226 | 22 |
| - | 37 | 3 | 1 | - | - | 5 | 5 | 4 | 229 | 23 |
| 304 | 20,924 | 1,937 | 652 | 838 | 660 | 1,423 | 3,997 | 2,530 | 44,841 | 24 |
| - | 4 | 2 | 1 | - | 3 | - | 1 | 4 | 313 | 25 |
| 10 | 312 | 35 | 4 | - | 12 | - | 11 | 5 | 495 | 26 |
| 5 | 36 | 1 | 2 | 1 | 5 | 3 | 8 | 5 | 177 | 27 |
| 680 | 32,232 | 5,312 | 936 | 1,472 | 1,341 | 2,503 | 5,917 | 5,665 | 97,283 | 28 |
| - | 3 | 1 | - | - | - | - | - | - | 98 | 29 |
| - | 35 | 3 | 4 | - | - | 2 | 2 | 6 | 204 | 30 |
| - | 4 | - | - | - | - | - | 4 | - | 18 | 31 |
| 1 | 362 | 13 | 15 | - | 7 | 48 | 99 | 45 | 1,260 | 32 |
| 2 | 463 | 28 | 34 | 1 | 11 | 11 | 48 | 7 | 1,836 | 33 |
| 3 | 867 | 45 | 53 | 1 | 18 | 61 | 153 | 58 | 3,416 | 34 |

Voir renvoi(s) à la fin du tableau.

TABLE 17. Residents of Countries Other than the United States Entering Canada(1) by Country of Residence and Port of Entry - Concluded

September - 1974

| No. | Country of residence - Pays de résidence | Gander Nfld. - T.-N. | Halifax N.S.(2) - N.-É.(2) | Lacolle Qué. | Montréal Qué.(2) | Phillips- burg Qué. | Fort Erie Ont. | Niagara Falls Ont. |
|---|---|-------------------------------|-------------------------------------|-----------------|---------------------|---------------------------|-------------------|--------------------------|
| <u>Asia - Asie</u> | | | | | | | | |
| 1 | Bangladesh | - | - | 1 | 20 | - | - | 6 |
| 2 | China - Chine | - | - | - | - | - | 2 | 39 |
| 3 | Hong Kong - Hong-Kong | 1 | 8 | 15 | 98 | - | 18 | 60 |
| 4 | India - Inde | 21 | 14 | 83 | 429 | 16 | 163 | 759 |
| 5 | Israel - Israël | - | 5 | 160 | 1,326 | 26 | 84 | 282 |
| 6 | Japan - Japon | - | 16 | 99 | 695 | 16 | 978 | 2,769 |
| 7 | Korea, South - Corée du Sud | 2 | - | 3 | 42 | - | 18 | 113 |
| 8 | Lebanon - Liban | 7 | 3 | 9 | 235 | 7 | 2 | 24 |
| 9 | Pakistan | 3 | 1 | 8 | 97 | 7 | 12 | 83 |
| 10 | Philippines | 1 | 2 | 33 | 45 | - | 17 | 104 |
| 11 | Sri Lanka | 1 | 2 | 2 | 16 | - | 3 | 2 |
| 12 | Syria - Syrie | - | - | - | 42 | 1 | - | - |
| 13 | Taiwan - Taiwan | - | 8 | 13 | 54 | 6 | 134 | 32 |
| 14 | Other - Autres | 2 | 10 | 53 | 708 | 9 | 69 | 159 |
| 15 | Total | 38 | 69 | 479 | 3,807 | 88 | 1,500 | 4,432 |
| <u>North America, Central America and Caribbean - Amérique du Nord, Amérique centrale et Antilles</u> | | | | | | | | |
| 16 | Antigua | - | 4 | 3 | 19 | 2 | - | 3 |
| 17 | Bahamas | - | 1 | 2 | 59 | - | - | 5 |
| 18 | Barbados - Barbade | - | 5 | 24 | 89 | 1 | 6 | - |
| 19 | Bermuda - Bermudes | 1 | 75 | 12 | 112 | 4 | 11 | - |
| 20 | Cuba | - | - | - | 56 | - | - | 55 |
| 21 | Haiti - Haïti | - | 7 | 126 | 234 | 11 | 1 | 2 |
| 22 | Jamaica - Jamaïque | - | 13 | 18 | 132 | - | 51 | 34 |
| 23 | Mexico - Mexique | - | 3 | 37 | 655 | 17 | 164 | 306 |
| 24 | St Pierre and Miquelon - Saint- Pierre-et-Miquelon | 17 | 6 | - | 28 | - | - | - |
| 25 | Trinidad and Tobago - Trinité et Tobago | - | 25 | 58 | 156 | - | 11 | 45 |
| 26 | Other - Autres | - | 31 | 73 | 301 | 2 | 27 | 49 |
| 27 | Total | 18 | 170 | 353 | 1,841 | 37 | 271 | 499 |
| <u>South America - Amérique du Sud</u> | | | | | | | | |
| 28 | Argentina - Argentine | - | 3 | 22 | 169 | 8 | 54 | 229 |
| 29 | Brazil - Brésil | - | 1 | 24 | 234 | 13 | 48 | 315 |
| 30 | Colombia - Colombie | - | 15 | 40 | 120 | 5 | 19 | 47 |
| 31 | Guyana - Guyane | 3 | 6 | 2 | 70 | - | 11 | 5 |
| 32 | Venezuela | - | 2 | 30 | 221 | 1 | 49 | 84 |
| 33 | Other - Autres | 1 | 26 | 53 | 248 | 10 | 81 | 202 |
| 34 | Total | 4 | 53 | 171 | 1,062 | 37 | 262 | 882 |
| <u>Oceania and Other Ocean Islands - Océanie et autres îles océaniques</u> | | | | | | | | |
| 35 | Australia - Australie | 20 | 9 | 99 | 456 | 44 | 314 | 703 |
| 36 | New Zealand - Nouvelle-Zélande ... | 4 | 3 | 8 | 134 | 9 | 43 | 112 |
| 37 | Other - Autres | - | - | 5 | 18 | - | 2 | 2 |
| 38 | Total | 24 | 12 | 112 | 608 | 53 | 359 | 817 |
| 39 | Grand - Total - Global | 792 | 1,414 | 3,468 | 26,841 | 1,013 | 6,480 | 21,432 |

- (1) Entries direct and via the United States.
- (2) Includes entries by plane and ship.
- (3) Includes entries by plane only.
- (4) Includes entries by land and plane.

TABLEAU 17. Résidents de pays autres que les États-Unis entrant au Canada(1), par pays de résidence et bureau d'entrée - fin

Septembre - 1974

| Sarnia Ont. | Toronto Ont.(3) | Windsor Ont.(4) | Winnipeg Man. | Calgary Alta. - Alb. | Edmonton Alta. - Alb. | Pacific Highway B.C. - C.-B. | Vancouver B.C.(2) - C.-B.(2) | Other ports - Autres | Total | N ^o |
|----------------|--------------------|--------------------|------------------|-------------------------------|--------------------------------|--|---------------------------------------|-------------------------------|---------|----------------|
| - | 15 | - | - | - | - | 1 | 4 | 5 | 52 | 1 |
| - | - | 2 | - | - | - | 2 | 1 | 1 | 47 | 2 |
| 4 | 582 | 12 | 14 | - | 7 | 259 | 740 | 162 | 1,980 | 3 |
| 11 | 441 | 127 | 29 | 4 | 6 | 40 | 90 | 77 | 2,310 | 4 |
| 12 | 451 | 32 | 3 | - | 7 | 22 | 44 | 78 | 2,532 | 5 |
| 21 | 870 | 726 | 52 | 9 | 10 | 343 | 2,752 | 442 | 9,798 | 6 |
| 4 | 66 | 3 | 1 | - | 2 | 5 | 105 | 7 | 371 | 7 |
| 3 | 95 | 8 | 2 | - | 2 | - | 10 | 3 | 410 | 8 |
| 2 | 147 | 13 | 9 | 3 | 2 | 3 | 6 | 12 | 408 | 9 |
| 5 | 68 | 40 | 3 | - | 13 | 42 | 154 | 50 | 577 | 10 |
| - | 15 | 1 | - | - | - | - | 4 | 1 | 47 | 11 |
| - | 8 | - | - | - | - | - | - | 3 | 54 | 12 |
| 3 | 82 | 16 | 3 | 1 | 3 | 19 | 99 | 22 | 495 | 13 |
| 12 | 422 | 96 | 21 | 4 | 11 | 51 | 281 | 57 | 1,965 | 14 |
| 77 | 3,262 | 1,076 | 137 | 21 | 63 | 787 | 4,290 | 920 | 21,046 | 15 |
| - | 93 | - | - | - | - | - | - | - | 124 | 16 |
| - | 451 | 1 | - | - | - | - | 1 | 3 | 523 | 17 |
| - | 402 | - | - | - | - | - | 3 | 3 | 533 | 18 |
| - | 524 | 2 | - | - | - | 2 | 8 | 7 | 758 | 19 |
| - | 26 | - | - | - | - | - | 8 | 1 | 146 | 20 |
| - | 101 | - | - | - | - | 2 | 2 | 18 | 504 | 21 |
| 1 | 2,519 | 11 | 1 | 4 | - | 3 | 17 | 11 | 2,815 | 22 |
| 29 | 777 | 49 | 6 | 3 | 3 | 56 | 479 | 103 | 2,687 | 23 |
| - | 5 | - | - | - | - | - | - | 230 | 286 | 24 |
| 1 | 1,486 | 3 | 4 | 1 | 4 | 3 | 28 | 6 | 1,831 | 25 |
| 1 | 525 | 12 | 4 | 3 | - | 5 | 44 | 33 | 1,110 | 26 |
| 32 | 6,909 | 78 | 15 | 11 | 7 | 71 | 590 | 415 | 11,317 | 27 |
| 4 | 175 | 27 | 2 | - | 5 | 4 | 43 | 18 | 763 | 28 |
| 19 | 226 | 9 | 1 | - | 13 | 23 | 37 | 25 | 988 | 29 |
| 4 | 125 | 3 | 3 | - | - | 1 | 11 | 6 | 399 | 30 |
| - | 660 | - | 1 | - | - | 2 | 2 | 2 | 764 | 31 |
| 7 | 175 | 7 | 4 | - | - | 4 | 20 | 20 | 625 | 32 |
| 11 | 402 | 29 | 7 | 5 | - | 20 | 106 | 33 | 1,233 | 33 |
| 45 | 1,763 | 75 | 18 | 5 | 18 | 54 | 219 | 104 | 4,772 | 34 |
| 23 | 1,058 | 43 | 52 | 15 | 49 | 174 | 1,101 | 287 | 4,447 | 35 |
| 22 | 253 | 30 | 24 | - | 19 | 87 | 310 | 91 | 1,149 | 36 |
| 2 | 32 | - | 2 | - | 6 | 16 | 160 | 2 | 247 | 37 |
| 47 | 1,343 | 73 | 78 | 15 | 74 | 277 | 1,571 | 380 | 5,843 | 38 |
| 884 | 46,376 | 6,659 | 1,237 | 1,525 | 1,521 | 3,753 | 12,740 | 7,542 | 143,677 | 39 |

(1) Entrées directement ou via les États-Unis.

(2) Comprend les personnes entrées par avion et par bateau.

(3) Comprend les personnes entrées par avion seulement.

(4) Comprend les personnes entrées par terre et avion.

TABLE 18. Residents of Canada Returning from Countries Other than the United States by Port of Re-entry

TABLEAU 18. Résidents du Canada revenant de pays autres que les États-Unis par bureau de rentrée

| Port and province of re-entry — Bureau et province de rentrée | September — Septembre | | | | | |
|---|---------------------------------|-----------------------------------|---------------|---------------------------------|-----------------------------------|---------------|
| | 1973 | | | 1974 | | |
| | Direct — Directe- ment | Via U.S. — Via les É.-U. | Total | Direct — Directe- ment | Via U.S. — Via les É.-U. | Total |
| Newfoundland — Terre-Neuve: | | | | | | |
| Fortune | 724 | — | 724 | 1,125 | — | 1,125 |
| Gander | 1,534 | — | 1,534 | 1,125 | — | 1,125 |
| Other — Autres bureaux | 5 | — | 5 | 8 | — | 8 |
| Total | 2,263 | — | 2,263 | 2,258 | — | 2,258 |
| Prince Edward Island — Île- du-Prince-Édouard | — | — | — | — | — | — |
| Nova Scotia — Nouvelle- Écosse: | | | | | | |
| Halifax | 2,077 | 25 | 2,102 | 1,657 | 25 | 1,682 |
| North Sydney | 16 | — | 16 | 10 | — | 10 |
| Sydney | 334 | — | 334 | 352 | 8 | 360 |
| Other — Autres bureaux | — | — | — | 6 | — | 6 |
| Total | 2,427 | 25 | 2,452 | 2,025 | 33 | 2,058 |
| New Brunswick — Nouveau- Brunswick: | | | | | | |
| Moncton | — | — | — | 6 | — | 6 |
| Other — Autres bureaux | — | 21 | 21 | 2 | 6 | 8 |
| Total | — | 21 | 21 | 8 | 6 | 14 |
| Québec: | | | | | | |
| Lacolle | — | 2 | 2 | — | 112 | 112 |
| Montréal air | 45,489 | 2,436 | 47,925 | 44,198 | 1,634 | 45,832 |
| Montreal sea — Mer | 132 | 4 | 136 | 638 | — | 638 |
| Other | — | 4 | 4 | 534 | 1 | 535 |
| Total | 45,621 | 2,446 | 48,067 | 45,370 | 1,747 | 47,117 |
| Ontario: | | | | | | |
| Hamilton | 40 | 1 | 41 | — | — | — |
| Niagara Falls | — | 3,313 | 3,313 | — | 541 | 541 |
| Ottawa air | 261 | 5 | 266 | 355 | 3 | 358 |
| Toronto air | 59,235 | 6,143 | 65,378 | 60,238 | 5,336 | 65,574 |
| Windsor | 585 | 783 | 1,368 | 230 | 900 | 1,130 |
| Other | — | 235 | 235 | — | 147 | 147 |
| Total | 60,121 | 10,480 | 70,601 | 60,823 | 6,927 | 67,750 |

TABLE 18. Residents of Canada Returning from Countries Other than the United States by Port of Re-entry - Concluded

TABLEAU 18. Résidents du Canada revenant de pays autres que les États-Unis par bureau de rentrée - fin

| Port and province of re-entry — Bureau et province de rentrée | September - Septembre | | | | | |
|---|---------------------------------|-----------------------------------|----------------|---------------------------------|-----------------------------------|----------------|
| | 1973 | | | 1974 | | |
| | Direct — Directe- ment | Via U.S. — Via les É.-U. | Total | Direct — Directe- ment | Via U.S. — Via les É.-U. | Total |
| Manitoba: | | | | | | |
| Winnipeg | 2,494 | 63 | 2,557 | 2,480 | 24 | 2,504 |
| Other - Autres bureaux | — | — | — | — | 1 | 1 |
| Total | 2,494 | 63 | 2,557 | 2,480 | 25 | 2,505 |
| Saskatchewan: | | | | | | |
| Regina | — | — | — | — | — | — |
| Saskatoon | 321 | — | 321 | — | — | — |
| Other | — | — | — | — | — | — |
| Total | 321 | — | 321 | — | — | — |
| Alberta: | | | | | | |
| Calgary | 2,085 | 25 | 2,110 | 2,369 | 23 | 2,392 |
| Coutts | — | 27 | 27 | — | 4 | 4 |
| Edmonton | 3,459 | 3 | 3,462 | 3,031 | 28 | 3,059 |
| Other - Autres bureaux | — | — | — | — | — | — |
| Total | 5,544 | 55 | 5,599 | 5,400 | 55 | 5,455 |
| British Columbia - Colombie- Britannique: | | | | | | |
| Aldergrove | — | — | — | — | — | — |
| Pacific Highway | — | 3 | 3 | — | 22 | 22 |
| Vancouver air | 7,898 | 1,261 | 9,159 | 9,734 | 1,137 | 10,871 |
| Vancouver sea - Mer | 473 | — | 473 | — | — | — |
| Other - Autres bureaux | — | 183 | 183 | — | 116 | 116 |
| Total | 8,371 | 1,447 | 9,818 | 9,734 | 1,275 | 11,009 |
| Grand - Total - Global | 127,162 | 14,537 | 141,699 | 128,098 | 10,068 | 138,166 |

METHOD OF COLLECTION

The new programme for the collection and processing of international travel statistics introduced in 1972 and outlined briefly below, has led to a more accurate count of the number of travellers entering and leaving Canada.

The direct involvement of all Customs officers across Canada in the collection of data has enabled the publication of statistics in this report. The close co-operation of officials in the Department of National Revenue, Customs and Excise, Manpower and Immigration and toll authorities across Canada is greatly appreciated.

The data in this publication are gathered from three source documents completed at all points of entry to Canada. All travellers who clear customs are recorded by category (i.e. returning residents, non-residents, etc.) the method of entry and country of residence. The documents listed below are sent directly to Statistics Canada for processing.

E62 Entry Tally - To record travellers by land and car ferry at ports of entry on the United States - Canadian border.

This count is normally on a full census basis, however at selected ports sampling techniques linked to total counts at toll points are used. A footnote appears in the port detail tables to identify these points of entry using sampling. The sample is a systematic 25 per cent count by Customs officials of United States and Canadian automobile travellers; samples are weighted monthly by Statistics Canada to total traffic counts available from toll authorities or mechanical counters. All other travellers are counted on a full census basis.

E63 Private Craft and Passenger Arrivals - To record travellers entering Canada by private plane and boat. This form is also used to record travellers on commercial freighters, passenger ferries and excursion cruises.

E64 Referral Card - To record travellers entering Canada in commercial plane and boat including charter and cruise arrivals.

A 100 per cent count of travellers at airports and seaports is undertaken through the use of this card which serves the needs of a number of other government departments, including Customs clearance. The cards, which are completed by Customs officials, contain information on the category of traveller and country of residence.

The presentation of the statistics has been revised to include monthly statistics to date over a two year period. The section on provincial data has been re-organized to show statistics for each province separately.

Due to the expanded size of the report to accommodate these changes, selected detailed tabulations on non-resident travellers by country have been condensed. If this information is required please contact Mr. Mike Valiquette, Chief, International Travel Section, Statistics Canada, Ottawa K1A 0Z8 (613-995-0847).

MÉTHODE DE COLLECTE

Le nouveau programme de collecte et d'exploitation des statistiques sur les voyages internationaux instauré en 1972 et présenté brièvement ci-dessous permet un dénombrement plus exact des voyageurs qui entrent au Canada et qui en sortent.

La participation directe de tous les douaniers du Canada à la collecte des données a permis la publication des statistiques présentées ici. Nous apprécions grandement l'étroite collaboration des fonctionnaires du ministère du Revenu national, Douanes et accise, des représentants du ministère de la Main-d'oeuvre et de l'Immigration et des responsables des postes de péage dans tout le Canada.

Les renseignements de la présente publication proviennent de trois documents remplis à tous les points d'entrée au Canada. Tous les voyageurs qui passent à la douane sont inscrits par catégorie (c.-à-d. les résidents de retour, les non-résidents, etc.), selon le moyen de transport et le pays de résidence. Les documents décrits ci-après sont envoyés directement à Statistique Canada, où ils sont dépouillés.

E62 Feuille de pointage des arrivés, qui sert au dénombrement des voyageurs par terre et par traversier pour automobiles aux postes frontières États-Unis - Canada.

Il s'agit habituellement d'un dénombrement intégral; toutefois, à certains endroits, on utilise des techniques d'échantillonnage que l'on combine à un dénombrement total effectué aux postes de péage. Un renvoi est donné au bas des tableaux en cause afin d'identifier les points d'entrée qui utilisent l'échantillonnage. L'échantillon représente un dénombrement systématique de 25 % effectué par les douaniers pour les personnes des États-Unis et du Canada qui voyagent en automobile. Statistique Canada pondère chaque mois les échantillons avec le nombre total de voyageurs fourni par les responsables des postes de péage ou établi par compteur automatique. Tous les autres voyageurs font l'objet d'un dénombrement intégral.

E63 Arrivées d'aéronefs et de navires particuliers et de leurs passagers, qui sert au dénombrement des voyageurs arrivant en avion ou en bateau particulier. Cette formule sert aussi au dénombrement des personnes voyageant à bord de cargos, de traversiers et des navires de croisière.

E64 Referral Card, qui sert au dénombrement de voyageurs arrivant au Canada par avion et bateau commercial, y compris par vol nolisé et de croisière.

On procède à un dénombrement intégral des voyageurs aux aéroports et aux ports de mer grâce à cette carte qui répond aux besoins d'un certain nombre d'autres ministères, notamment en ce qui concerne le dédouanement. Les cartes, que remplissent les douaniers, renferment des renseignements sur la catégorie de voyageur et le pays de résidence.

On a modifié la présentation des statistiques de manière à y inclure les données mensuelles depuis deux ans. La partie concernant les données provinciales a été restructurée et donne maintenant les statistiques pour chacune des provinces séparément.

En raison de l'expansion de la publication qu'ont entraîné ces modifications, il a fallu condenser certains tableaux détaillés indiquant les voyageurs non résidents selon le pays. On peut obtenir ces renseignements en s'adressant à M. Mike Valiquette, Chef de la Section des voyages internationaux, Statistique Canada, Ottawa K1A 0Z8 (613-995-0847).

Definition of Terms

International Traveller. - The term international traveller applies to all persons arriving in Canada who are cleared through Customs and Immigration points of entry. One person may cross into Canada several times on one trip away from home. The method of collection counts each crossing or visit made. The term international traveller is divided into three groups; non-resident traveller, resident traveller and other traveller. If all "same day" travellers are excluded from non-resident and resident categories, the numbers remaining approximate the international definition of "tourist".

Non-resident traveller. - An international traveller resident of a country other than Canada who passes through Canada Customs and is entering Canada for the following reasons:

- Business, commuting to work, seasonal or temporary employment.
- Pleasure, holiday, vacation, health and shopping.
- Visiting friends or relatives.
- Attending a convention, conference or seminar.
- Study, summer resident.
- Travelling in transit who do clear Canada Customs.

Resident Traveller. - An international traveller resident of Canada who has travelled outside of Canada for the same reasons as given above and who is returning to Canada through Canada Customs.

Other Travellers. - A group consisting of the following types of international travellers:

- Immigrants and former residents returning to establish residence.
- Military personnel and dependents.
- Diplomats and dependents.
- Persons engaged in the operation of a transport.

Land. - Automobile, bus and rail traffic as well as "other methods" entering by land and ferry.

Air. - Commercial and charter services and private plane.

Marine. - Commercial and cruise ship, passenger ferries and private or rented boat, and passengers on freighters.

Other Methods. - Pedestrians, bicycle, motor-cycle, etc.

Direct to Canada. - Non-residents entering from countries other than the U.S.A. or Canadian residents returning from countries other than the U.S.A. directly to Canada. It should be noted that statistics are not provided on this basis for travellers leaving Canada.

Via the United States. - Non-residents entering from countries other than the U.S.A. or Canadian residents returning to Canada from countries other than the U.S.A. through or by way of the United States. The length of stay in the U.S. has no bearing on the classification; a person could be in transit through the U.S. or could have stayed several days. Examples: a non-resident entering direct to Canada who visits the United States during his trip would be counted twice; direct on his first entry and via the U.S. on his second entry. A returning resident vacationing in the Southern United States who travels to the Caribbean would be counted as returning via the United States.

Countries Other than the United States. - In the case of non-residents, this designation includes all countries other than Continental United States, Alaska and Hawaii. In the case of Canadian resident travellers, this designation includes Hawaii and all countries other than Continental United States and Alaska.

Définitions des termes

Voyageur international. - Les voyageurs internationaux sont toutes les personnes qui arrivent au Canada par un point d'entrée des Douanes ou de l'Immigration. Au cours d'un même voyage, il se peut qu'une personne entre au Canada plusieurs fois. La méthode de collecte prend en compte chaque passage à la frontière ou chaque visite effectuée. Les voyageurs internationaux se divisent en trois groupes: voyageurs non résidents, voyageurs résidents et les autres voyageurs. Si tous les voyageurs "pour la journée" sont exclus des catégories "voyageurs non résidents" et "voyageurs résidents", les autres répondent à peu près à la définition internationale de "touriste".

Voyageur non résident. - Voyageur international, résident d'un pays autre que le Canada, qui passe par les Douanes canadiennes et qui entre au Canada pour une des raisons suivantes:

- Affaires, migration quotidienne, emploi saisonnier ou temporaire;
- Voyage d'agrément, congé, vacances, voyage pour motifs de santé ou emplettes.
- Visite à des amis ou des parents.
- Représentation à un congrès, une conférence ou un colloque.
- Études, résidence d'été.
- Voyage en transit en passant par les Douanes canadiennes.

Voyageur résident. - Voyageur international, résident du Canada, qui a voyagé à l'extérieur du Canada pour les mêmes raisons qui ci-dessus et qui revient au pays en passant par les Douanes canadiennes.

Autres voyageurs. - Groupe constitué des genres suivants de voyageurs internationaux:

- Les immigrants et les anciens résidents revenant fixer leur demeure;
- Les militaires et les personnes à leur charge.
- Les diplomates et les personnes à leur charge.
- Les personnes travaillant dans les transports.

Par terre. - En automobile, en autocar, par chemin de fer de même que par les "autres moyens de transport" (arrivée par terre et par traversier).

Par air. - Services commerciaux, vols nolisés et avions particuliers.

Par eau. - Bateaux commerciaux et de croisière, traversiers pour voyageurs, bateaux particuliers ou loués et cargos.

Autres moyens. - À pied, à bicyclette, en motocyclette, etc.

Directement au Canada. - Non-résidents arrivant de pays autres que les États-Unis ou résidents du Canada revenant de pays autres que les États-Unis et arrivant directement au Canada. À remarquer qu'il n'y a pas de statistiques correspondantes pour les voyageurs qui sortent du Canada.

Via les États-Unis. - Non-résidents arrivant de pays autres que les États-Unis ou résidents du Canada revenant au Canada en provenance de pays autres que les États-Unis mais en passant par les États-Unis. La durée du séjour aux États-Unis n'a aucune importance: il peut s'agir d'un simple passage aux États-Unis ou d'un séjour de plusieurs jours. Exemples: un non-résident entrant directement au Canada et qui visite les États-Unis au cours de son voyage serait dénombré deux fois: comme entré directement lors de sa première entrée et comme entré via les États-Unis lors de la seconde. Un résident revenant au pays après avoir visité le sud des États-Unis et s'être rendu dans les Caraïbes serait dénombré comme un résident revenant via les États-Unis.

Pays autres que les États-Unis. - Pour les non-résidents, cette catégorie comprend tous les pays autres que les États-Unis (partie continentale), l'Alaska et Hawaii. Pour les voyageurs résidents du Canada, cette catégorie comprend Hawaii et tous les pays autres que les États-Unis (partie continentale) et l'Alaska.

PUBLICATIONS SUR LES VOYAGES INTERNATIONAUX

Numéro au
catalogue

Titre

- 66-001 Voyages entre le Canada et les autres pays, M. Bil.
- 66-002 Voyager Internationaux — Renseignements Préliminaires, M. Bil.
- 66-201 Voyages entre le Canada et les autres pays, A. Bil.

M. — Mensuel

A. — Annuel

Bil. — Bilingue

Outre les publications énumérées ci-dessus, Statistique Canada publie une vaste gamme de bulletins statistiques sur les affaires économiques et sociales du Canada. On peut se procurer, sur simple demande, un catalogue complet de toutes les publications courantes en s'adressant à Statistique Canada, Ottawa, K1A 0T6.

STATISTICS CANADA LIBRARY
BIBLIOTHÈQUE STATISTIQUE CANADA



1010495045

PUBLICATIONS AVAILABLE ON INTERNATIONAL TRAVEL

| Catalogue number | Title |
|---------------------|---|
| 66-001 | Travel Between Canada and Other Countries, M. Bil. |
| 66-002 | International Travel - Advance Information, M. Bil. |
| 66-201 | Travel Between Canada and Other Countries, A. Bil. |

M. - Monthly

A. - Annual

Bil. - Bilingual

In addition to the selected publications listed above, Statistics Canada publishes a wide range of statistical reports on Canadian economic and social affairs. A comprehensive catalogue of all current publications is available free on request from Statistics Canada, Ottawa, K1A 0T6.