Catalogue 66-001 Quarterly-Trimestriel

# Touriscope

## International Travel
### National And Provincial Counts

## Voyages internationaux
### Dénombrement national et provincial

**January - March 1988**

**Janvier - mars 1988**

STATISTICS CANADA STATISTIQUE CANADA
AUG 9 1988
THÈQUE



Statistics Canada Statistique Canada

Canada

## Data in Many Forms ...

Statistics Canada disseminates data in a variety of forms. In addition to publications, both standard and special tabulations are offered on computer print-outs, microfiche and microfilm, and magnetic tapes. Maps and other geographic reference materials are available for some types of data. Direct access to aggregated information is possible through CANSIM, Statistics Canada's machine-readable data base and retrieval system.

## How to Obtain More Information

Inquiries about this publication and related statistics or services should be directed to:

International Travel Section,
Education, Culture and Tourism Division,

Statistics Canada, Ottawa, K1A 0T6 (Telephone: 951-8932) or to the Statistics Canada reference centre in:

| | | | |
|---|---|---|---|
| St. John's | (772-4073) | Winnipeg | (983-4020) |
| Halifax | (426-5331) | Regina | (780-5405) |
| Montréal | (283-5725) | Edmonton | (495-3027) |
| Ottawa | (951-8116) | Calgary | (292-6717) |
| Toronto | (973-6586) | Vancouver | (666-3691) |
| Sturgeon Falls | (753-4888) | | |

Toll-free access is provided in all provinces and territories, **for users who reside outside the local dialing area** of any of the regional reference centres.

| | |
|---|---|
| Newfoundland and Labrador | 1-800-563-4255 |
| Nova Scotia, New Brunswick and Prince Edward Island | 1-800-565-7192 |
| Quebec | 1-800-361-2831 |
| Ontario | 1-800-268-1151 |
| Manitoba | 1-800-542-3404 |
| Saskatchewan | 1-800-667-7164 |
| Alberta | 1-800-282-3907 |
| Southern Alberta | 1-800-472-9708 |
| British Columbia (South and Central) | 1-800-663-1551 |
| Yukon and Northern B.C. (area served by NorthwesTel Inc.) | Zenith 0-8913 |
| Northwest Territories (area served by NorthwesTel Inc.) | Call collect 403-495-2011 |

## How to Order Publications

This and other Statistics Canada publications may be purchased from local authorized agents and other community bookstores, through the local Statistics Canada offices, or by mail order to Publication Sales, Statistics Canada, Ottawa, K1A 0T6.
1(613)951-7276

National toll free order line 1-800-267-6677

Toronto
Credit card only (973-8018)

## Des données sous plusieurs formes ...

Statistique Canada diffuse les données sous diverses formes. Outre les publications, des totalisations habituelles et spéciales sont offertes sur imprimés d'ordinateur, sur microfiches et microfilms et sur bandes magnétiques. Des cartes et d'autres documents de référence géographiques sont disponibles pour certaines sortes de données. L'accès direct à des données agrégées est possible par le truchement de CANSIM, la base de données ordinolingue et le système d'extraction de Statistique Canada.

## Comment obtenir d'autres renseignements

Toutes demandes de renseignements au sujet de cette publication ou de statistiques et services connexes doivent être adressées à:

Section des voyages internationaux,
Division de l'éducation, de la culture et du tourisme,

Statistique Canada, Ottawa, K1A 0T6 (téléphone: 951-8932) ou au centre de consultation de Statistique Canada à:

| | | | |
|---|---|---|---|
| St. John's | (772-4073) | Winnipeg | (983-4020) |
| Halifax | (426-5331) | Regina | (780-5405) |
| Montréal | (283-5725) | Edmonton | (495-3027) |
| Ottawa | (951-8116) | Calgary | (292-6717) |
| Toronto | (973-6586) | Vancouver | (666-3691) |
| Sturgeon Falls | (753-4888) | | |

Un service d'appel interurbain sans frais est offert, dans toutes les provinces et dans les territoires, **aux utilisateurs qui habitent à l'extérieur des zones de communication locale** des centres régionaux de consultation.

| | |
|---|---|
| Terre-Neuve et Labrador | 1-800-563-4255 |
| Nouvelle-Écosse, Nouveau-Brunswick et Île-du-Prince-Édouard | 1-800-565-7192 |
| Québec | 1-800-361-2831 |
| Ontario | 1-800-268-1151 |
| Manitoba | 1-800-542-3404 |
| Saskatchewan | 1-800-667-7164 |
| Alberta | 1-800-282-3907 |
| Sud de l'Alberta | 1-800-472-9708 |
| Colombie-Britannique (sud et centrale) | 1-800-663-1551 |
| Yukon et nord de la C.-B. (territoire desservi par la NorthwesTel Inc.) | Zenith 0-8913 |
| Territoires du Nord-Ouest (territoire desservi par la NorthwesTel Inc.) | Appelez à frais virés au 403-495-2011 |

## Comment commander les publications

On peut se procurer cette publication et les autres publications de Statistique Canada auprès des agents autorisés et des autres librairies locales, par l'entremise des bureaux locaux de Statistique Canada, ou en écrivant à la Section des ventes des publications, Statistique Canada, Ottawa, K1A 0T6.
1(613)951-7276

Commandes: 1-800-267-6677 (sans frais partout au Canada)

Toronto
Carte de crédit seulement (973-8018)

**Statistics Canada**
Education, Culture and
Tourism Division
International Travel Section

# International Travel

## National And Provincial Counts

## January-March 1988

**Statistique Canada**
Division de l'éducation
de la culture et du tourisme
Section des voyages internationaux

# Voyages internationaux

## Dénombrement national et provincial

## Janvier-mars 1988

Published under the authority of
the Minister of Supply and
Services Canada

© Minister of Supply
and Services Canada 1988

Extracts from this publication may be reproduced for individual use without permission provided the source is fully acknowledged. However, reproduction of this publication in whole or in part for purposes of resale or redistribution requires written permission from the Publishing Services Group, Permissions Officer, Canadian Government Publishing Centre, Ottawa, Canada K1A 0S9.

July 1988

Price: Canada, $35.00, $140.00 a year
Other Countries, $36.50, $146.00 a year

Payment to be made in Canadian funds or equivalent

Catalogue 66-001, Vol. 44, No. 1

ISSN 0838-3952

Ottawa

Publication autorisée par
le ministre des Approvisionnements et
Services Canada

© Ministre des Approvisionnements
et Services Canada 1988

Le lecteur peut reproduire sans autorisation des extraits de cette publication à des fins d'utilisation personnelle à condition d'indiquer la source en entier. Toutefois, la reproduction de cette publication en tout ou en partie à des fins commerciales ou de redistribution nécessite l'obtention au préalable d'une autorisation écrite des Services d'édition, Agent de droit d'auteur, Centre d'édition du gouvernement du Canada, Ottawa, Canada K1A 0S9.

Juillet 1988

Prix: Canada, $35.00, $140.00 par année
Autres pays, $36.50, $146.00 par année

Paiement en dollars canadiens ou l'équivalent

Catalogue 66-001, vol. 44, n° 1

ISSN 0838-3952

Ottawa

## Symbols

The following standard symbols are used in Statistics Canada publications:

.. figures not available.

... figures not appropriate or not applicable.

- nil or zero.

-- amount too small to be expressed.

p preliminary figures.

r revised figures.

x confidential to meet secrecy requirements of the Statistics Act.

## Signes conventionnels

Les signes conventionnels suivants sont employés uniformément dans les publications de Statistique Canada:

.. nombres non disponibles.

... n'ayant pas lieu de figurer.

- néant ou zéro.

-- nombres infimes.

p nombres provisoires.

r nombres rectifiés.

x confidential en vertu des dispositions de la Loi sur la statistique relatives au secret.

This publication was prepared under the direction of:

- **Kathleen Campbell,** Director, Education, Culture and Tourism
- **Paul Paradis,** Chief, International Travel Section
- **Lise Beaulieu-Caron,** Research, Analysis and Development Unit
- **Céline Guindon,** Services Liaison Officer

Cette publication a été rédigée sous la direction de:

- **Kathleen Campbell,** Directeur, Éducation, culture et tourisme
- **Paul Paradis,** Chef, Section des voyages internationaux
- **Lise Beaulieu-Caron,** Unité de la recherche, de l'analyse et du développement
- **Céline Guindon,** Agent de liaison

**COVER PHOTOS:**

© Frank Whitney / The Image Bank Canada

Revenue Canada - Customs and Excise

S.S.C. Photo Centre

**PHOTOS DE LA COUVERTURE:**

© Frank Whitney / La Banque d'images Canada

Revenu Canada - Douanes et Accise

A.S.C. centre de photographie

# Table of Contents


Page

Review of International Travel ..... v

**Charts**

1. Total Receipts by Quarter, 1981-1988 ..... x
2. Total Payments by Quarter, 1981-1988 ..... x
3. Travel Account Balance by Quarter, 1981-1988 ..... x
4. Tourist Trips to Canada by Residents of the United States, 1987 and 1988 ..... xi
5. Tourist Trips to Canada by Residents of Countries Other than the United States, 1987 and 1988 ..... xi
6. Tourist Trips to the United States by Canadian Residents, 1987 and 1988 ..... xii
7. Tourist Trips to Countries Other than the United States by Canadian Residents, 1987 and 1988 .... xii

**Tables**

**Section 1. Canada Totals**

1A. Receipts and Payments on Travel Account not Seasonally Adjusted, 1985-1988 ..... 2
1B. Receipts and Payments on Travel Account Seasonally Adjusted, 1985-1988 ..... 2
2. Summary - Number of International Travellers Entering or Returning to Canada ..... 4
3A. Non-resident Travellers Entering Canada by Type of Transportation ..... 6
3B. Non-resident Travellers Entering Canada by Country of Residence ..... 8
3C. Resident Travellers Returning to Canada by Type of Transportation ..... 12
3D. Number of Vehicles Travelling Between Canada and the United States ..... 14

**Section 2. Province of Entry Detail**

(See Tables 3A-3D for Canada Totals)

4A- 4D. Newfoundland ..... 18
5A- 5D. Prince Edward Island ..... 28
6A- 6D. Nova Scotia ..... 38
7A- 7D. New Brunswick ..... 48
8A- 8D. Quebec ..... 58
9A- 9D. Ontario ..... 68
10A-10D. Manitoba ..... 78
11A-11D. Saskatchewan ..... 88
12A-12D. Alberta ..... 98
13A-13D. British Columbia ..... 108
14A-14D. Yukon ..... 118

Method of Collection ..... 128

Definition of Terms ..... 130


# Table des matières


Page

Revue des voyages internationaux ..... v

**Graphiques**

1. Total des recettes par trimestre, 1981-1988 ..... x
2. Total des dépenses par trimestre, 1981-1988 ..... x
3. Solde au compte des voyages par trimestre, 1981-1988 x
4. Visites touristiques des résidents des États-Unis au Canada, 1987 et 1988 ..... xi
5. Visites touristiques des résidents de pays autres que les États-Unis au Canada, 1987 et 1988 ..... xi
6. Visites touristiques des résidents canadiens aux États-Unis, 1987 et 1988 ..... xii
7. Visites touristiques des résidents canadiens dans des pays autres que les États-Unis, 1987 et 1988 .... xii

**Tableaux**

**Section 1. Totaux pour le Canada**

1A. Recettes et paiements au compte des voyages non désaisonnalisés, 1985-1988 ..... 2
1B. Recettes et paiements au compte des voyages désaisonnalisés, 1985-1988 ..... 2
2. Sommaire - Nombre de voyageurs internationaux entrant ou revenant au Canada ..... 4
3A. Voyageurs non résidents entrant au Canada, selon le moyen de transport ..... 6
3B. Voyageurs non résidents entrant au Canada, selon le pays de résidence ..... 8
3C. Voyageurs résidents revenant au Canada, selon le moyen de transport ..... 12
3D. Nombre de véhicules voyageant entre le Canada et les États-Unis ..... 14

**Section 2. Détails par province d'entrée**

(Les totaux du Canada figurent aux tableaux 3A-3D)

4A- 4D. Terre-Neuve ..... 18
5A- 5D. Île-du-Prince-Édouard ..... 28
6A- 6D. Nouvelle-Écosse ..... 38
7A- 7D. Nouveau-Brunswick ..... 48
8A- 8D. Québec ..... 58
9A- 9D. Ontario ..... 68
10A-10D. Manitoba ..... 78
11A-11D. Saskatchewan ..... 88
12A-12D. Alberta ..... 98
13A-13D. Colombie-Britannique ..... 108
14A-14D. Yukon ..... 118

Méthode de collecte ..... 128

Définition des termes ..... 130

## NOTE ON CANSIM®

Data in this publication at the provincial and Canada level are available through CANSIM (Canadian Socio-Economic Information Management System). All tabulator data by province and for Canada appearing in this publication, as well as many other data series are available to the public from CANSIM via terminal, on computer printouts or in machine-readable form. For more information please call 951-8200.

The series available can be found within the following matrices covering the period 1972 to date monthly:

A. Number of international travellers entering and returning to Canada by type of transport.

B. Number of non-resident travellers entering Canada by selected country of residence (excluding the USA).

C. Number of vehicles travelling between Canada and the United States.

D. Number of international travellers entering and returning to Canada seasonally adjusted.

## NOTE AU SUJET DE CANSIM®

Les données figurant dans cette publication sont disponibles, soit au niveau provincial ou au niveau du Canada, à travers CANSIM (Système canadien d'information socio-économique). Toutes les données présentées dans cette publication et beaucoup d'autres données contenues dans le CANSIM peuvent être extraites par l'intermédiaire d'un terminal sous forme d'imprimés d'ordinateur ou sous une forme lisible par machine. Pour de plus amples informations, s'il-vous-plaît appelez 951-8200.

Les séries disponibles peuvent être trouvées dans les matrices suivantes à partir de 1972 jusqu'à ce jour, par mois:

A. Nombre de voyageurs internationaux entrant et retournant au Canada, selon le moyen de transport.

B. Nombre de voyageurs non résidents entrant au Canada, selon certains pays de résidence (n'inclut pas les É.-U.).

C. Nombre de véhicules voyageant entre le Canada et les États-Unis.

D. Nombre de voyageurs internationaux entrant et retournant au Canada, désaisonnalisé.

| | A | B | C | D |
|---|---|---|---|---|
| Canada | 2661 | 2673 | 2685 | 2695 |
| Newfoundland – Terre-Neuve | 2662 | 2674 | (1) | 2695 |
| Prince Edward Island – Île-du-Prince-Édouard | 2663 | 2675 | (1) | 2695 |
| Nova Scotia – Nouvelle-Écosse | 2664 | 2676 | 2686 | 2695 |
| New Brunswick – Nouveau-Brunswick | 2665 | 2677 | 2687 | 2695 |
| Québec | 2666 | 2678 | 2688 | 2695 |
| Ontario | 2667 | 2679 | 2689 | 2695 |
| Manitoba | 2668 | 2680 | 2690 | 2695 |
| Saskatchewan | 2669 | 2681 | 2691 | 2695 |
| Alberta | 2670 | 2682 | 2692 | 2695 |
| British Columbia – Colombie-Britannique | 2671 | 2683 | 2693 | 2695 |
| Yukon | 2672 | 2684 | 2694 | 2695 |

(1) No direct vehicle entries in these provinces.
(1) Aucune entrée directe dans ces provinces.

## REVIEW OF INTERNATIONAL TRAVEL
## FIRST QUARTER 1988

### Highlights

- The deficit in Canada's international travel account reached $1,786 million in the first quarter of 1988.
- Seasonally adjusted, the 1988 first quarter deficit posted the lowest value since the last quarter of 1986.
- Marked increases in receipts contributed to the reduction in the deficit to $480 million, on a seasonally adjusted basis.
- Volume of overnight travel to Canada reached a record 1.7 million visits, with Alberta registering the largest percentage increase.
- Canadians are diversifying their travel, with trips to countries other than the United States accounting for 26% of overnight trips outside Canada in the first quarter of 1988.

**The International Travel Account**

Preliminary estimates show that Canada's international travel balance of payments account posted a deficit of $1,786 million for the first quarter of 1988, January to March. Canada's winter months traditionally show a deficit in the account as Canadians seek warmer climates for travel. The travel deficit for the 1988 winter quarter was $6 million higher than in the same period in 1987, reflecting a combination of increased receipts ($819 million), as well as increased payments ($2,605 million).

**Seasonally Adjusted Trends in the Travel Account**

The effects of temperatures, snowfall, school vacations, and differential pricing schemes can be seen in the seasonal variations in the international travel data. The adjustments of the actual data to account for the seasonal impact allow analysts to differentiate between the regular swings and those movements that are either unique (because of special events, for example) or part of a longer term trend.

**Seasonally Adjusted, Canada's Travel Deficit is Down**

Seasonally adjusted, Canada's first quarter international travel deficit was down by $141 million to $480 million. This figure represented the lowest value obtained since the fourth quarter of 1986 which coincided with the closing of Expo 86.

**Marked Increase in Adjusted Receipts**

Seasonally adjusted receipts increased by 8% over the previous quarter to $1,774 million. The Winter Olympics in Calgary were a significant factor in attracting international travel expenditures. The third quarter of 1986, which corresponded with the height of Expo 86 activities in Vancouver, was the only quarter to record a higher level in travel receipts than those noted in the first quarter of 1988.

**Adjusted Payments Figures Down, but Still High**

Seasonally adjusted payments for international travel, at $2,254 million, were down in the first quarter by 4% in comparison to the previous quarter. However, the fourth quarter was a record high, and the adjusted payments for the first quarter of 1988 are still higher than any other previous quarter.

## REVUE DES VOYAGES INTERNATIONAUX
## PREMIER TRIMESTRE 1988

### Faits saillants

- Le compte des voyages internationaux du Canada a affiché un déficit de $1,786 millions au premier trimestre de 1988.
- Après désaisonnalisation, le déficit au compte des voyages a enregistré le niveau le moins élevé depuis le dernier trimestre de 1986.
- Les recettes ont connu des hausses marquées, contribuant à la réduction du déficit qui a atteint $480 millions, après désaisonnalisation.
- Le nombre de voyages d'une nuit ou plus de non-résidents au Canada a atteint un record de 1.7 million de visites, alors que l'Alberta enregistrait la plus forte croissance en pourcentage.
- Les Canadiens ont diversifié leurs voyages, alors que les voyages vers les pays autres que les États-Unis comptaient pour 26% de tous les séjours prolongés à l'extérieur du Canada au cours du premier trimestre de 1988.

**Le compte des voyages internationaux**

Selon les estimations provisoires, le déficit au compte des voyages internationaux, est estimé à $1,786 millions au premier trimestre de 1988, de janvier à mars. Le Canada connaît habituellement un déficit au compte en hiver, alors que les Canadiens recherchent des climats plus chauds. Le solde négatif de l'hiver 1988 représente $6 millions de plus qu'à la même période en 1987, suite à une hausse des recettes ($819 millions) et des dépenses ($2,605 millions).

**Les tendances désaisonnalisées au compte des voyages**

Les fluctuations telles que la température, l'accumulation de neige, les congés scolaires, les différences de prix, ont une incidence saisonnière sur les mouvements de voyageurs entre les pays. La correction des données, en minimisant les variations saisonnières, permet une meilleure analyse en dégageant les mouvements réguliers des phénomènes uniques (tels les évènements spéciaux, par exemple) ou ceux qui font partie d'une tendance à long terme.

**Diminution du compte des voyages du Canada, sur une base désaisonnalisée**

Après désaisonnalisation, le déficit du Canada au compte des voyages a diminué de $141 millions, se chiffrant à $480 millions. Il s'agit du niveau le moins élevé depuis le quatrième trimestre de 1986, coïncidant avec la fermeture d'Expo 86.

**Augmentation marquée des recettes désaisonnalisées**

Les recettes désaisonnalisées ont augmenté de 8% par rapport au trimestre précédent, atteignant $1,774 millions. La tenue des Jeux olympiques a contribué à attirer les dépenses de voyages internationaux. Ce n'est que durant le troisième trimestre de 1986, à l'apogée d'Expo 86 à Vancouver, que les recettes ont été plus élevées qu'au premier trimestre de 1988.

**Baisse des dépenses désaisonnalisées qui demeurent toutefois élevées**

Après désaisonnalisation, les dépenses pour les voyages internationaux ($2,254 millions) ont diminué de 4% comparativement au record établi durant le quatrième trimestre de 1987, mais sont demeurées plus élevées que tous les autres trimestres précédents.

## Bilateral Travel Account

### Travel Account with the United States Improves

The seasonally adjusted deficit on the bilateral account with the United States reached $160 million, down 44% from the previous quarter, as a strong increase in receipts materialized along with a decline in Canada's payments to the United States. The adjusted deficit was the lowest since the fourth quarter of 1986.

### Receipts from the United States Up

Seasonally adjusted receipts from the United States reached $1,147 million in the first quarter, a 7% increase from the fourth quarter of 1987. This value was the highest level recorded for United States receipts since the third quarter of 1986.

### Payments to the United States Slightly Down

Interrupting the upward trend established since the third quarter of 1985, seasonally adjusted payments to the United States dropped by 4% to $1,307 million in the first quarter of 1988.

### Marked Improvement in Travel Account with Countries Other than the United States

The travel deficit with countries other than the United States, seasonally adjusted, stood at $320 million, down 24% from the preceding quarter making it the lowest adjusted level since the third quarter of 1986.

### Receipts Show Record High

Receipts from all other countries totalled $627 million during the first quarter of 1988, on a seasonally adjusted basis, up 11% from the previous quarter. This value represented a new record high for any quarter regarding receipts from countries other than the United States. The increase coincided with the Winter Olympics in Canada, and the rate of increase was comparable to that experienced during Expo 86.

### Payments to Countries Other than the United States Remain Relatively Stable

First quarter travel payments by Canadians to other countries closed at $947 million, on a seasonally adjusted basis, down 4% from the previous quarter. Payments had, however, been on the rise for the previous five quarters.

## Volume of International Travel

### Winter Visits to Canada Hit Record

During the first quarter of 1988, Canada received 5.9 million visits by non-residents. This represented the highest total for this period of the year since 1981, on a non seasonally adjusted basis. Seasonally adjusted volumes of trips will be available in the next report covering the second quarter of 1988.

### Visits from the United States Residents Up

Total visits by United States residents rose by 1% to 5.6 million in the first quarter of 1988. Visits of one or more nights (as opposed to same day travel) reached 1.4 million, the highest value recorded for this quarter since the present statistical methodology was introduced in 1972. It also represented a 6% gain over the previous first-quarter record value in 1987.

## Compte bilatéral des voyages

### Amélioration au compte des voyages avec les États-Unis

Après désaisonnalisation, le déficit au compte bilatéral des voyages avec les États-Unis a atteint $160 millions, une baisse de 44% par rapport au trimestre précédent. Ce résultat est le fait de la combinaison d'une forte augmentation de nos recettes et d'une diminution de nos dépenses aux États-Unis. Il s'agit aussi du déficit désaisonnalisé le moins élevé depuis le quatrième trimestre de 1986.

### Hausse des recettes en provenance des États-Unis

Les recettes désaisonnalisées en provenance des ÉtatsUnis ont atteint $1,147 millions au premier trimestre, en hausse de 7% relativement au trimestre antérieur. Il s'agit du niveau le plus élevé depuis le troisième trimestre de 1986.

### Baisse légère des dépenses aux États-Unis

Les dépenses des résidents canadiens aux États-Unis ont diminué de 4% en comparaison du trimestre précédent, s'établissant à $1,307 millions. Cela interrompt la tendance à la hausse qui avait débuté au troisième trimestre de 1985.

### Amélioration marquée au compte des voyages avec les pays autres que les États-Unis

Après désaisonnalisation, le déficit du Canada avec les autres pays a diminué de 24%, se chiffrant à $320 millions durant le premier trimestre de 1988. Il s'agit du niveau le moins élevé depuis le troisième trimestre de 1986.

### Niveau record des recettes

Les recettes désaisonnalisées de tous les autres pays se sont établies à $627 millions au premier trimestre, 11% de plus qu'au trimestre précédent. Il s'agit du niveau le plus élevé jamais inscrit durant un trimestre au titre des recettes en provenance de pays autres que les États-Unis. Cette augmentation coïncide avec la tenue des Jeux olympiques au Canada et représente un taux de croissance comparable à celui enregistré durant Expo 86.

### Stabilité relative des dépenses dans les pays autres que les États-Unis

Les dépenses des résidents canadiens dans les pays autres que les États-Unis ont diminué de 4% comparativement au trimestre passé, passant à $947 millions sur une base désaisonnalisée. Ceci représente un changement de la tendance observée au cours des cinq trimestres précédents, alors que les dépenses avaient affiché des hausses.

## Volume des voyages internationaux

### Niveau record des visites hivernales au Canada

Au cours du premier trimestre de 1988, le Canada a accueilli 5.9 millions de visiteurs en provenance de l'étranger. Sur une base non désaisonnalisée, ce nombre est le plus élevé pour cette période de l'année, depuis 1981. Les données désaisonnalisées sur les voyages seront disponibles dans le rapport à paraître sur le deuxième trimestre de 1988.

### Augmentation des visites de résidents des États-Unis

Le nombre total d'entrées de résidents des États-Unis a crû de 1%, pour atteindre 5.6 millions au premier trimestre de 1988. Le nombre de visites de résidents des États-Unis au Canada pour des séjours d'une nuit ou plus (par opposition aux visites du même jour) s'est établi à 1.4 million, produisant le nombre le plus élevé durant un premier trimestre depuis 1972, l'année marquant le début des techniques statistiques actuelles. Ceci représente un gain de 6% par rapport au niveau record du premier trimestre de 1987.

**Visits from Other Countries Continue Dramatic Increase**

Total visits by residents of countries other than the United States reached 322,000 in the first quarter, up a significant 32% from the same period in 1987. Record levels were established for all three months of the quarter, continuing a trend that began in August 1986. Visits of one or more nights(1) numbered 290,000, also a record level, up 32% from the same period in 1987.

**Regional Impact of Visits Felt Most in Alberta**

The Winter Olympic Games in Calgary, held February 13th to 29th, contributed significantly to the increase in travel recorded in the first quarter of 1988. Overnight entries into Alberta by residents of United States increased 72%, from the previous year, and direct entries from overseas grew by 115%. For the month of February, the Calgary International Airport showed a 405% increase in overseas arrivals.

Overnight entries into British Columbia by United States residents increased by 9%, while entries from overseas grew by 38%. Ontario showed a decrease of one percent in United States entries, caused by a loss in automobile traffic, and a rise of 33% from overseas. Some of these overnight entries, particularly those from overseas, likely reflected the fact that some visitors were unable to fly directly to Calgary for the Winter Games and their entry was registered as they were in transit either through Ontario or British Columbia.

The same phenomenon likely contributed to some of the 13% increase in overseas entries of one or more nights in Quebec. However, the 7% increase in overnight entries by United States residents probably represented a return to earlier levels after a decrease of 3% in the first quarter of 1987.

**Foreign Travel by Canadian Residents Continued to Rise**

Total international trips to all foreign destinations by Canadians reached 10.8 million, an 11% increase over the value recorded in the first quarter of 1987. It also represented the highest first quarter level since 1972. The generally strong and healthy Canadian economy, which experienced its fifth full year of economic expansion in 1987, has likely contributed to the increase in overall international travel activity by Canadian residents.

**Winter Travel to the United States Still Popular**

The 9.9 million total visits made to the United States by Canadian residents represented the highest first quarter level on record and an 11% increase in first quarter travel in comparison to 1987.

Overnight tourist visits to the United States numbered 2.6 million during the first three months of 1988, up 5% from the previous year. January and February set new monthly records for the number of overnight visits. March observed a slight downturn, which may have been related to the fact that the Easter holidays were in the first days of April, prompting Canadians to extend their stay into April instead of returning at the end of March.

One of the factors influencing the growth of Canadian visits south of the border may be the rise in the value of the Canadian dollar in relation to its American counterpart. The dollar has been gaining in value against the U.S. currency since December 1987 and closed the first quarter strongly at 80 cents (U.S.), a level last reached in February 1984.

(1) These preliminary figures exclude same day entries by land via the United States.

**Persistance des hausses marquées des visites en provenance de pays autres que les États-Unis**

Les résidents de pays autres que les États-Unis ont effectué 322,000 visites au Canada au cours du premier trimestre. Ce nombre représente une augmentation marquante de 32% par rapport à la même période de 1987. Chaque mois du trimestre a enregistré un niveau record d'arrivées, poursuivant la tendance qui a débuté en août 1986. Le nombre de visites de résidents de pays autres que les États-Unis pour des séjours prolongés(1) s'est inscrit à 290,000, 32% de plus que durant la même période de 1987 et le volume le plus élevé pour cette période de l'année.

**Impact régional ressenti surtout en Alberta**

Les Jeux olympiques d'hiver de Calgary, du 13 au 29 février, ont grandement contribué à l'augmentation des voyages au premier trimestre de 1988. Les visites d'une nuit ou plus des résidents des États-Unis ont augmenté de 72% en Alberta et les entrées directes d'outre-mer de 115% par rapport à l'année précédente. Au mois de février, l'aéroport international de Calgary a connu une augmentation de 405% du nombre d'arrivées d'outre-mer.

Les entrées d'une nuit ou plus de résidents américains en Colombie-Britannique ont progressé de 9% alors que celles d'outre-mer ont connu une hausse de 38%. L'Ontario a subi une baisse d'un pour cent des entrées des États-Unis, à cause d'une perte de trafic automobile, en plus d'une hausse de 33% des entrées d'outre-mer. Le manque de vols directs vers Calgary a entraîné un plus grand achalandage en Ontario et en Colombie-Britannique alors que les visiteurs d'outre-mer transitaient vers Calgary pour les Jeux olympiques.

Le même phénomène a peut-être contribué à la hausse de 13% des entrées d'outre-mer pour une nuit ou plus dans le cas du Québec. L'augmentation de 7% des entrées des États-Unis pour un séjour prolongé semble être un retour à la normale après une baisse de 3% au premier trimestre de 1987.

**Hausse constante des voyages à l'étranger de résidents canadiens**

Le nombre de visites de résidents canadiens à l'étranger a atteint 10.8 millions, une hausse de 11% et le total le plus élevé pour un premier trimestre depuis 1972. La croissance soutenue de l'économie canadienne, entrant dans sa cinquième année d'expansion, a certainement contribué à la hausse globale des voyages internationaux des résidents canadiens.

**Popularité soutenue des voyages en hiver aux États-Unis**

Le nombre de visites de résidents canadiens rentrant des États-Unis a atteint 9.9 millions, 11% de plus relativement à la même période de 1987. Il s'agit du volume le plus élevé pour cette période.

Les voyages de longue durée de résidents canadiens aux États-Unis ont progressé de 5%, se chiffrant à 2.6 millions au premier trimestre de 1988. De nouveaux sommets ont été inscrits en janvier et en février alors qu'en mars, une diminution se manifestait comparativement au mois correspondant de 1987. Il s'agirait d'une baisse reliée au fait que le congé de Pâques fut célébré au début du mois d'avril cette année; ce qui aurait incité les voyageurs canadiens à revenir en avril plutôt qu'en mars.

La hausse du dollar canadien vis-à-vis du dollar américain a pu jouer un rôle dans l'augmentation du nombre de visites de résidents canadiens aux États-Unis. Le dollar canadien a repris de la valeur depuis décembre 1987 et a clos le premier trimestre de 1988 à 80 cents É.-U., un niveau inégalé depuis février 1984.

(1) Ces données préliminaires n'excluent que les entrées du même jour par voie terrestre via les États-Unis.

Another factor which can particularly affect the number of same-day automobile trips recorded across the Canada-United States border (which at 7.0 million Canadian re-entries increased by 15% over 1987), is the price of gas. As reported by Energy, Mines and Resources Canada, the average retail price for all grades of motor gasoline increased faster in Canada than in the United States during 1987. In the first three months of 1988, the differential between average Canadian and U.S. prices was over 18 cents(Cdn) per litre.

### Travel to Non-United States Destinations Gaining in Popularity

Canadian residents returning from visits to countries other than the United States increased by 8% to 924,000 in the first quarter of 1988. This marked the sixth consecutive quarter in which record levels have been achieved and the highest volume recorded during this period since 1972.

While the desire of Canadians to take winter vacations outside Canada has not abated, what is undergoing a change is the destinations chosen for these trips. Canadians are increasingly travelling to countries other than the United States: 26% of overnight trips outside Canada were made to non-United States destinations in the first quarter of 1988, compared to 16% in the same period of 1972. Although the volume to these countries is small in comparison to the United States, the trend is marked.

All provinces, with the exception of Prince Edward Island (smallness of numbers involved), Alberta and British Columbia, recorded increases in Canadian resident re-entries from trips abroad. British Columbia's re-entries decreased by 4% in the first quarter of 1988. This figure, though down from 1987, still represents an increase of 19% over the first quarter of 1986. The decline of 8% observed in Alberta was mostly the result of a decline in re-entries by air. These decreases may have been influenced by the Winter Olympics in Calgary. Westerners may have decided to stay home and partake of the games and the associated activities rather than travel abroad.

John Pachereva assisted in the researching of this text.

Le prix de la gasoline est un autre facteur pouvant affecter plus spécifiquement le nombre de voyages du même jour en automobile entre le Canada et les États-Unis (7.0 millions de rentrées de Canadiens, en hausse de 15% par rapport à 1987). Le prix moyen de détail pour tous les types de gasoline a augmenté plus rapidement au Canada qu'aux États-Unis en 1987, tel que rapporté par Énergie, Mines et Ressources Canada. Au cours des trois premiers mois de 1988, la différence entre les prix moyens au Canada et aux États-Unis s'établissait à plus de 18 cents canadiens par litre.

### Croissance des voyages vers les pays autres que les États-Unis

Le nombre de rentrées de voyageurs canadiens des pays autres que les États-Unis a augmenté de 8%, à 924,000, au premier trimestre de 1988. Cet item inscrit des niveaux inégalés depuis 1972, pour le sixième trimestre consécutif.

Les Canadiens désirent toujours autant prendre leurs vancances dhiver à l'extérieur du Canada, mais ce qui a changé, c'est leur choix de destination. Les Canadiens voyagent de plus en plus dans des pays autres que les États-Unis: au premier trimestre de 1988, 26% des séjours prolongés à l'extérieur du Canada avaient pour but des pays autres que les États-Unis alors qu'au cours de la même période de 1972, cette proportion n'était que de 16%. Le volume que cela représente est certes petit en comparaison avec celui vers les États-Unis, mais la tendance est significative.

Pour la plupart des provinces de rentrée, le nombre de visites d'une nuit ou plus à l'étranger de résidents canadiens a augmenté alors que des diminutions affectaient l'Île-du-Prince-Édouard (volume restreint des entrées directes), l'Alberta et la Colombie-Britannique. Les rentrées en Colombie-Britannique ont diminué de 4% au premier trimestre de 1988, mais demeurent supérieures de 19% aux retours inscrits à la même période en 1986. La baisse de 8% en Alberta est surtout le fait d'une diminution des retours par avion. La tenue des Jeux olympiques à Calgary est peut-être responsable de ce déclin. Les gens de l'Ouest seraient demeurés chez eux afin d'assister aux Jeux et de participer aux célébrations au lieu de voyager à l'extérieur.

John Pachereva a participé aux recherches qui ont permis de rédiger ce texte.

# Charts

# Graphiques

**Chart 1** **Graphique 1**

**Total Receipts by Quarter, 1981-1988**

**Total des recettes par trimestre, 1981-1988**

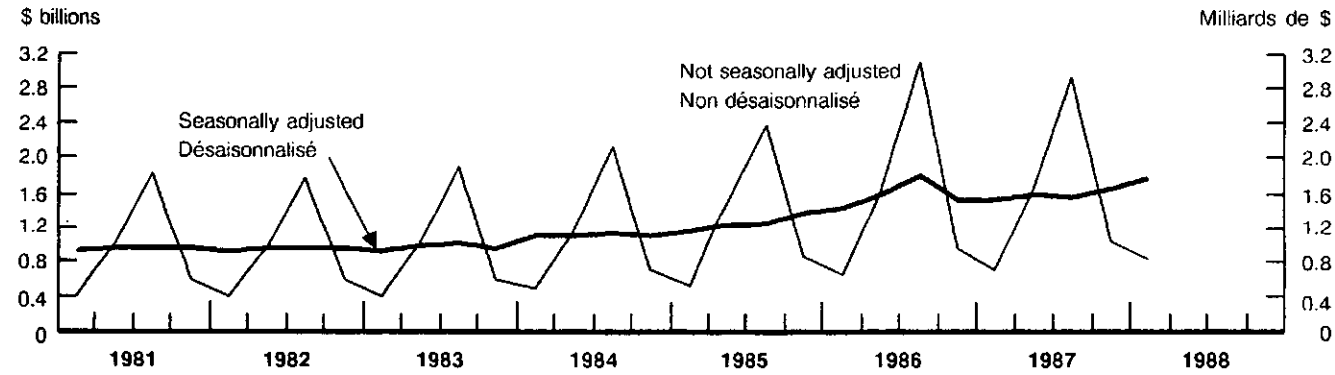


**Chart 2** **Graphique 2**

**Total Payments by Quarter, 1981-1988**

**Total des dépenses par trimestre, 1981-1988**

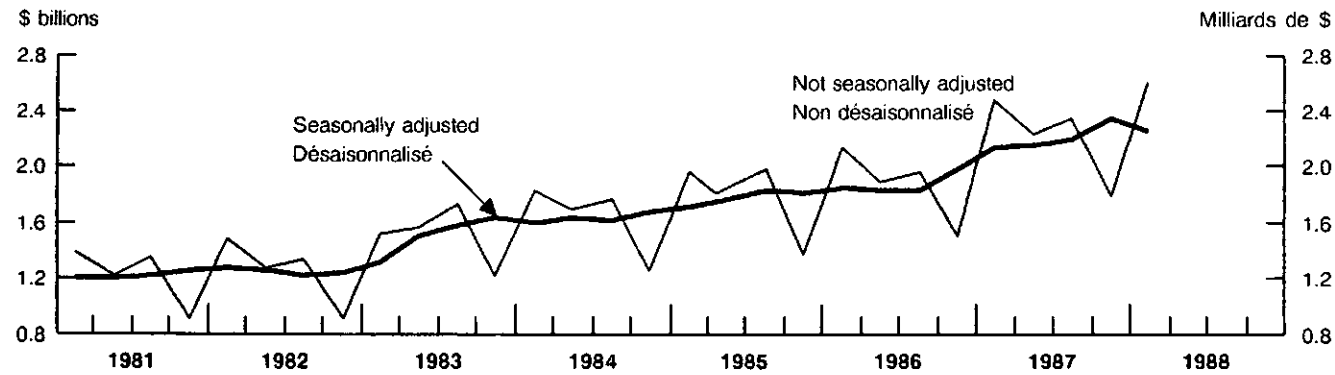


**Chart 3** **Graphique 3**

**Travel Account Balance by Quarter, 1981-1988**

**Solde au compte des voyages par trimestre, 1981-1988**

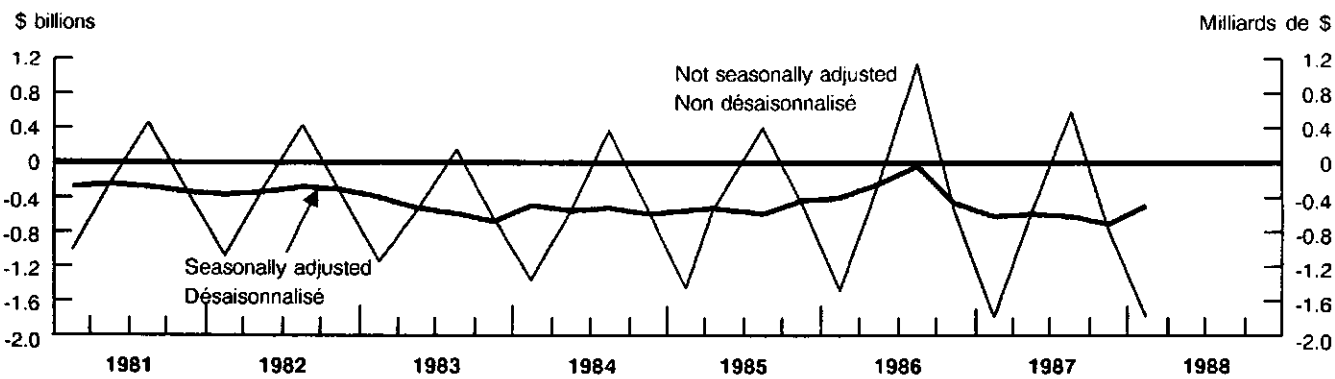

Chart 4

## Tourist Trips to Canada by Residents of the United States, 1987 and 1988

Graphique 4

## Visites touristiques des résidents des États-Unis au Canada, 1987 et 1988

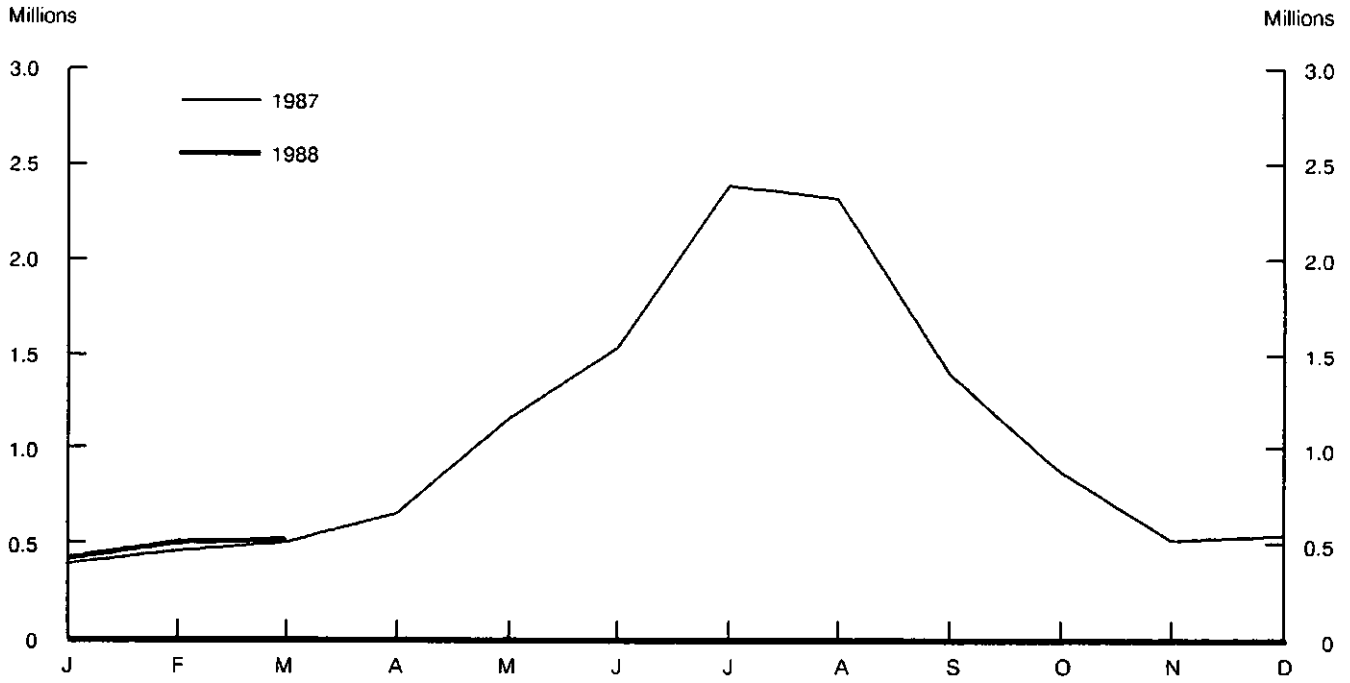


Chart 5

## Tourist Trips [1] to Canada by Residents of Countries Other than the United States, 1987 and 1988

Graphique 5

## Visites touristiques [1] des résidents de pays autres que les États-Unis au Canada, 1987 et 1988

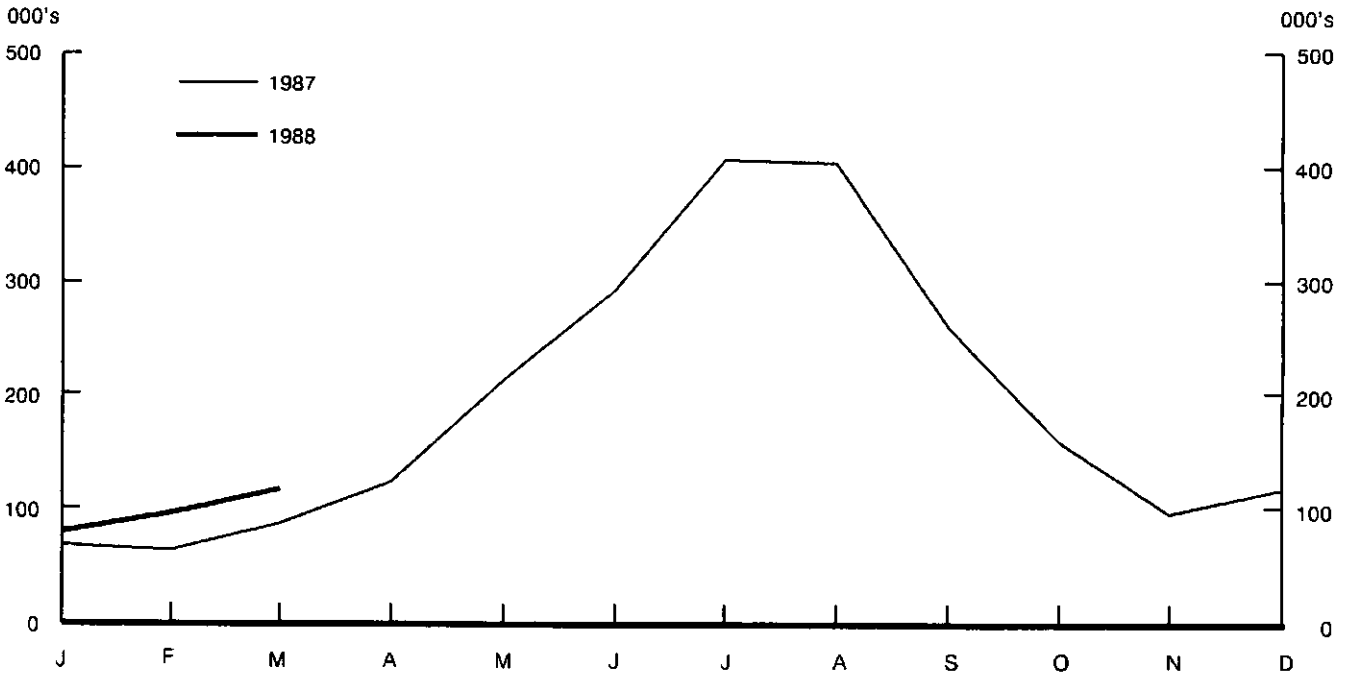


[1] Excludes same day land, via the United States.

[1] Sans les voyages du même jour par moyens terrestres via les États-Unis.

**Chart 6**

**Tourist Trips to the United States by Canadian Residents, 1987 and 1988**

**Graphique 6**

**Visites touristiques des résidents canadiens aux États-Unis, 1987 et 1988**

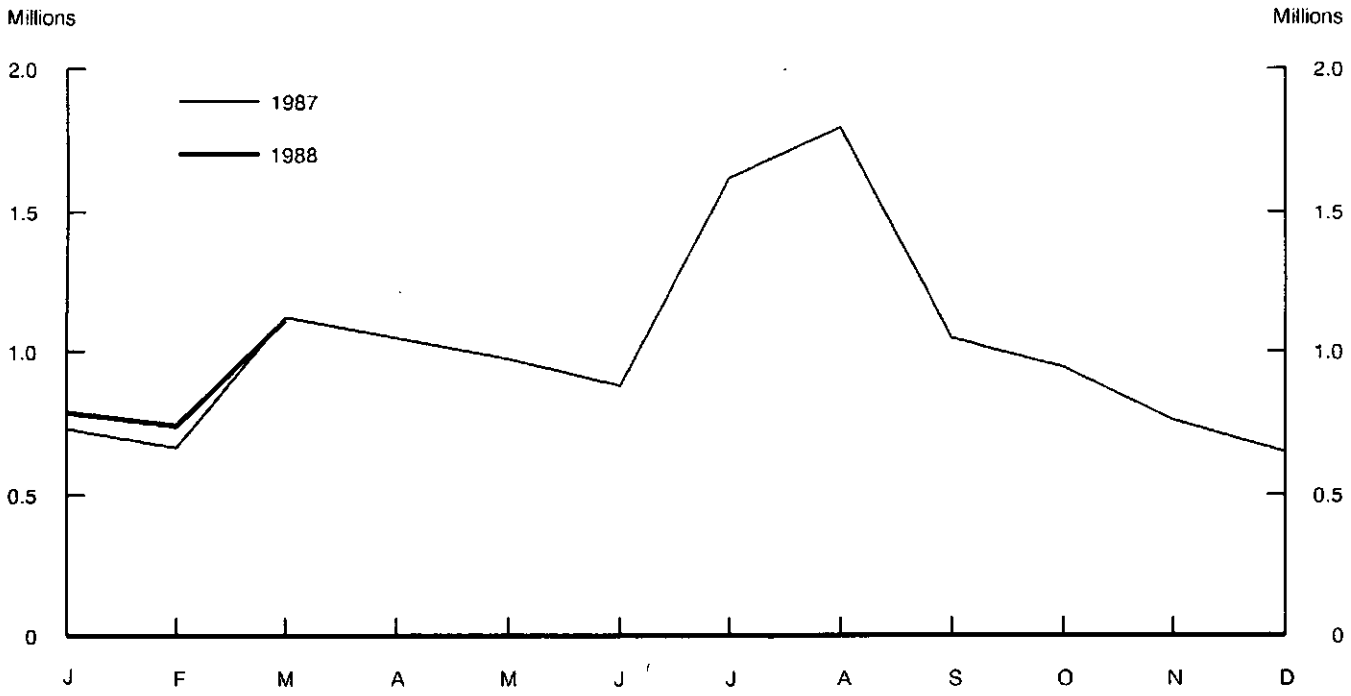


**Chart 7**

**Tourist Trips to Countries Other than the United States by Canadian Residents, 1987 and 1988**

**Graphique 7**

**Visites touristiques des résidents canadiens dans des pays autres que les États-Unis, 1987 et 1988**

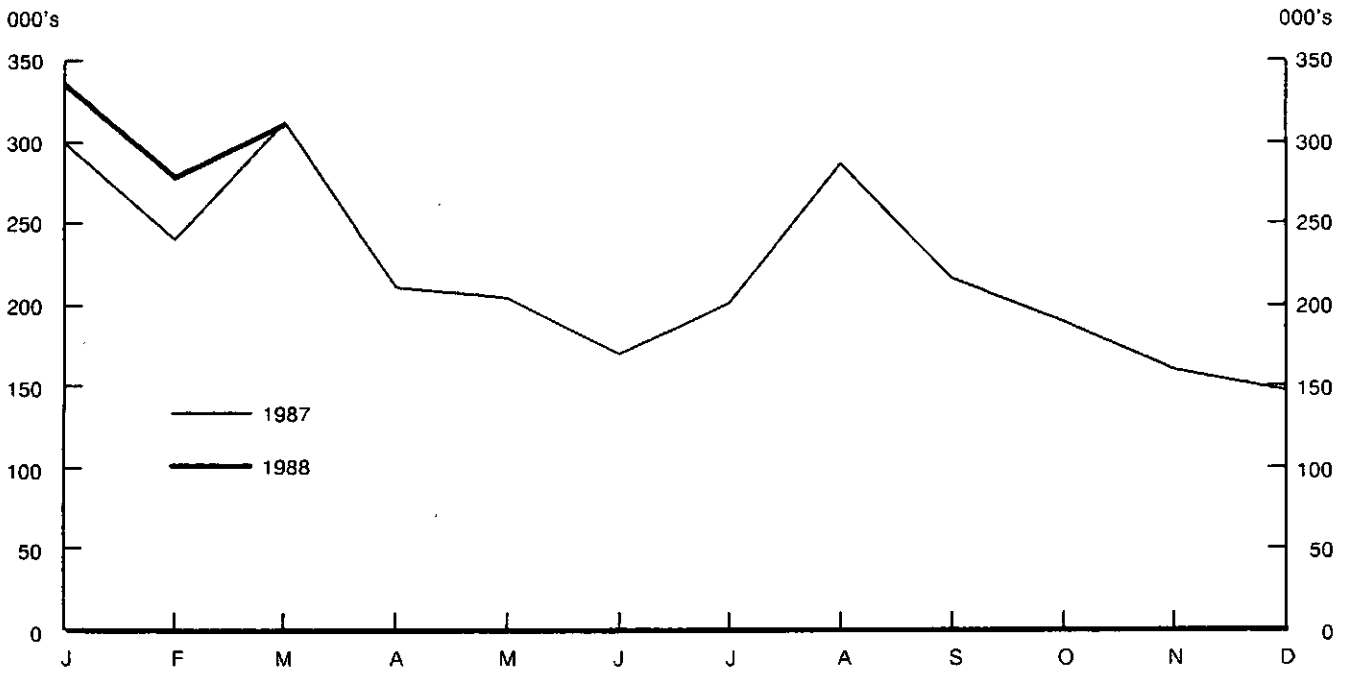

# Section 1

## Canada Totals

# Section 1

## Totaux pour le Canada

**Canada** **TABLE 1A. Receipts and Payments on Travel Account not Seasonally Adjusted, 1985-1988**

| No. | | 1985 I | 1985 II | 1985 III | 1985 IV | 1985 Year / Année | 1986 I | 1986 II | 1986 III | 1986 IV | 1986 Year / Année |
|---|---|---|---|---|---|---|---|---|---|---|---|
| | | millions of dollars | | | | | | | | | |
| | **Receipts:** | | | | | | | | | | |
| 1 | United States | 370 | 876 | 1,795 | 633 | 3,674 | 457 | 1,109 | 2,277 | 663 | 4,506 |
| 2 | Other countries | 148 | 380 | 576 | 228 | 1,332 | 194 | 519 | 825 | 289 | 1,827 |
| 3 | **Total** | **518** | **1,256** | **2,371** | **861** | **5,006** | **651** | **1,628** | **3,102** | **952** | **6,333** |
| | **Payments:** | | | | | | | | | | |
| 4 | United States | 1,230 | 1,091 | 1,055 | 782 | 4,158 | 1,303 | 1,196 | 1,095 | 835 | 4,429 |
| 5 | Other countries | 728 | 714 | 925 | 585 | 2,952 | 834 | 699 | 864 | 673 | 3,070 |
| 6 | **Total** | **1,958** | **1,805** | **1,980** | **1,367** | **7,110** | **2,137** | **1,895** | **1,959** | **1,508** | **7,499** |
| | **Balance:** | | | | | | | | | | |
| 7 | United States | - 860 | - 215 | + 740 | - 149 | - 484 | - 846 | - 87 | + 1,182 | - 172 | + 77 |
| 8 | Other countries | - 580 | - 334 | - 349 | - 357 | - 1,620 | - 640 | - 180 | - 39 | - 384 | - 1,243 |
| 9 | **Total** | **- 1,440** | **- 549** | **+ 391** | **- 506** | **- 2,104** | **- 1,486** | **- 267** | **+ 1,143** | **- 556** | **- 1,166** |

**Canada** **TABLE 1B. Receipts and Payments on Travel Account Seasonally Adjusted(2), 1985-1988**

| No. | | 1985(1) I | 1985(1) II | 1985(1) III | 1985(1) IV | 1985(1) Year / Année | 1986(1) I | 1986(1) II | 1986(1) III | 1986(1) IV | 1986(1) Year / Année |
|---|---|---|---|---|---|---|---|---|---|---|---|
| | | millions of dollars | | | | | | | | | |
| | **Receipts:** | | | | | | | | | | |
| 1 | United States | 837 | 891 | 926 | 1,019 | 3,674 | 1,030 | 1,132 | 1,288 | 1,055 | 4,506 |
| 2 | Other countries | 328 | 325 | 322 | 356 | 1,332 | 409 | 448 | 515 | 456 | 1,827 |
| 3 | **Total** | **1,165** | **1,217** | **1,249** | **1,375** | **5,006** | **1,439** | **1,580** | **1,803** | **1,511** | **6,333** |
| | **Payments:** | | | | | | | | | | |
| 4 | United States | 1,025 | 1,003 | 1,055 | 1,075 | 4,158 | 1,082 | 1,101 | 1,102 | 1,144 | 4,429 |
| 5 | Other countries | 683 | 752 | 778 | 740 | 2,952 | 772 | 729 | 729 | 840 | 3,070 |
| 6 | **Total** | **1,708** | **1,755** | **1,833** | **1,814** | **7,110** | **1,854** | **1,830** | **1,830** | **1,985** | **7,499** |
| | **Balance:** | | | | | | | | | | |
| 7 | United States | - 188 | - 112 | - 129 | - 56 | - 484 | - 52 | + 31 | + 186 | - 89 | + 77 |
| 8 | Other countries | - 355 | - 427 | - 456 | - 384 | - 1,620 | - 363 | - 281 | - 214 | - 384 | - 1,243 |
| 9 | **Total** | **- 543** | **- 538** | **- 584** | **- 439** | **- 2,104** | **- 415** | **- 250** | **- 27** | **- 474** | **- 1,166** |

(1) Subject to revision.
(2) Seasonally adjusted data may not add to totals due to rounding.
**Note:** Figures include international passenger fares.

**TABLEAU 1A. Recettes et dépenses au compte des voyages non désaisonnalisés, 1985-1988** **Canada**

| 1987 | | | | | 1988(1) | | | | | | |
|---|---|---|---|---|---|---|---|---|---|---|---|
| I | II | III | IV | Year Année | I | II | III | IV | Year Année | | N° |
| millions de dollars | | | | | | | | | | | |
| | | | | | | | | | | **Recettes:** | |
| 474 | 1,049 | 1,944 | 693 | 4,160 | 522 | | | | | États-Unis | 1 |
| 219 | 591 | 987 | 342 | 2,139 | 297 | | | | | Autres pays | 2 |
| **693** | **1,640** | **2,931** | **1,035** | **6,299** | **819** | | | | | **Total** | 3 |
| | | | | | | | | | | **Dépenses:** | |
| 1,511 | 1,386 | 1,281 | 996 | 5,174 | 1,572 | | | | | États-Unis | 4 |
| 962 | 844 | 1,055 | 793 | 3,654 | 1,033 | | | | | Autres pays | 5 |
| **2,473** | **2,230** | **2,336** | **1,789** | **8,828** | **2,605** | | | | | **Total** | 6 |
| | | | | | | | | | | **Solde:** | |
| - 1,037 | - 337 | + 663 | - 303 | - 1,014 | - 1,050 | | | | | États-Unis | 7 |
| - 743 | - 253 | - 68 | - 451 | - 1,515 | - 736 | | | | | Autres pays | 8 |
| **- 1,780** | **- 590** | **+ 595** | **- 754** | **- 2,529** | **- 1,786** | | | | | **Total** | 9 |

**TABLEAU 1B. Recettes et dépenses au compte des voyages désaisonnalisés(2), 1985-1988** **Canada**

| 1987(1) | | | | | 1988(1) | | | | | | |
|---|---|---|---|---|---|---|---|---|---|---|---|
| I | II | III | IV | Year Année | I | II | III | IV | Year Année | | N° |
| millions de dollars | | | | | | | | | | | |
| | | | | | | | | | | **Recettes:** | |
| 1,042 | 1,049 | 995 | 1,075 | 4,160 | 1,147 | | | | | États-Unis | 1 |
| 470 | 528 | 575 | 566 | 2,139 | 627 | | | | | Autres pays | 2 |
| **1,512** | **1,577** | **1,569** | **1,641** | **6,299** | **1,774** | | | | | **Total** | 3 |
| | | | | | | | | | | **Dépenses:** | |
| 1,252 | 1,272 | 1,291 | 1,360 | 5,174 | 1,307 | | | | | États-Unis | 4 |
| 881 | 884 | 901 | 988 | 3,654 | 947 | | | | | Autres pays | 5 |
| **2,133** | **2,156** | **2,192** | **2,348** | **8,828** | **2,254** | | | | | **Total** | 6 |
| | | | | | | | | | | **Solde:** | |
| - 210 | - 223 | - 296 | - 285 | - 1,014 | - 160 | | | | | États-Unis | 7 |
| - 411 | - 356 | - 326 | - 422 | - 1,515 | - 320 | | | | | Autres pays | 8 |
| **- 621** | **- 579** | **- 623** | **- 707** | **- 2,529** | **- 480** | | | | | **Total** | 9 |

(1) Chiffres sujets à rectification.
(2) Les données désaisonnalisées peuvent ne pas correspondre aux totaux en raison de l'arrondissement.
**Nota:** Ces chiffres comprennent les frais de transport international.

**Canada** **TABLE 2. SUMMARY – Number of International Travellers Entering or Returning to Canada**

| No. | Traveller category | | January - Janvier | February - Février | March - Mars | April - Avril | May - Mai | June - Juin | 6 months - mois |
|---|---|---|---|---|---|---|---|---|---|
| | **Non-resident travellers:** | | | | | | | | |
| 1 | United States | 1987 | 1,720,678 | 1,754,616 | 2,047,451 | 2,349,191 | 3,305,599 | 3,973,727 | 15,151,262 |
| 2 | | 1988 | 1,863,288 | 1,706,830 | 2,025,281 | | | | |
| 3 | Countries other than the U.S.A. | 1987 | 74,726 | 70,381 | 98,346 | 142,621 | 247,380 | 336,417 | 969,871 |
| 4 | | 1988 | 85,841 | 101,838 | 134,562 | | | | |
| 5 | Entering direct | 1987 | 36,686 | 35,133 | 44,849 | 63,218 | 113,070 | 155,654 | 448,610 |
| 6 | | 1988 | 43,154 | 54,758 | 63,573 | | | | |
| 7 | Entering via the U.S.A. | 1987 | 38,040 | 35,248 | 53,497 | 79,403 | 134,310 | 180,763 | 521,261 |
| 8 | | 1988 | 42,687 | 47,080 | 70,989 | | | | |
| 9 | **Total non-residents** | **1987** | **1,795,404** | **1,824,997** | **2,145,797** | **2,491,812** | **3,552,979** | **4,310,144** | **16,121,133** |
| 10 | | **1988** | **1,949,129** | **1,808,668** | **2,159,843** | | | | |
| | **Residents of Canada:** | | | | | | | | |
| 11 | United States | 1987 | 2,647,214 | 2,645,860 | 3,588,907 | 3,711,374 | 3,876,291 | 3,824,397 | 20,294,043 |
| 12 | | 1988 | 3,169,796 | 2,900,768 | 3,825,573 | | | | |
| 13 | Countries other than the U.S.A. | 1987 | 299,460 | 240,359 | 313,866 | 211,818 | 204,975 | 170,622 | 1,441,100 |
| 14 | | 1988 | 336,085 | 277,801 | 309,964 | | | | |
| 15 | Returning direct | 1987 | 257,027 | 208,804 | 274,102 | 185,526 | 176,614 | 153,000 | 1,255,073 |
| 16 | | 1988 | 297,259 | 249,369 | 274,323 | | | | |
| 17 | Returning via the U.S.A. | 1987 | 42,433 | 31,555 | 39,764 | 26,292 | 28,361 | 17,622 | 186,027 |
| 18 | | 1988 | 38,826 | 28,432 | 35,641 | | | | |
| 19 | **Total residents** | **1987** | **2,946,674** | **2,886,219** | **3,902,773** | **3,923,192** | **4,081,266** | **3,995,019** | **21,735,143** |
| 20 | | **1988** | **3,505,881** | **3,178,569** | **4,135,537** | | | | |
| | **Other travellers:** | | | | | | | | |
| 21 | 1987 | | 390,522 | 392,866 | 439,753 | 435,935 | 455,027 | 493,940 | 2,608,043 |
| 22 | 1988 | | 401,139 | 426,029 | 482,345 | | | | |
| | **Grand total:** | | | | | | | | |
| 23 | **1987** | | **5,132,600** | **5,104,082** | **6,488,323** | **6,850,939** | **8,089,272** | **8,799,103** | **40,464,319** |
| 24 | **1988** | | **5,856,149** | **5,413,266** | **6,777,725** | | | | |

**TABLEAU 2. SOMMAIRE – Nombre de voyageurs internationaux entrant ou revenant au Canada** **Canada**

| July<br>–<br>Juillet | August<br>–<br>Août | September<br>–<br>Septembre | October<br>–<br>Octobre | November<br>–<br>Novembre | December<br>–<br>Décembre | Year<br>–<br>Année | Catégorie de voyageurs | | No |
|---|---|---|---|---|---|---|---|---|---|
| | | | | | | | **Voyageurs non résidents:** | | |
| 5,691,423 | 5,676,756 | 3,529,412 | 2,673,740 | 2,115,801 | 2,114,220 | 36,952,614 | États-Unis | 1987<br>1988 | 1<br>2 |
| 465,313 | 473,174 | 306,367 | 189,424 | 111,804 | 126,683 | 2,642,636 | Pays autres que les États-Unis | 1987<br>1988 | 3<br>4 |
| 215,651 | 177,827 | 128,228 | 72,237 | 46,479 | 70,111 | 1,159,143 | Entrée directe | 1987<br>1988 | 5<br>6 |
| 249,662 | 295,347 | 178,139 | 117,187 | 65,325 | 56,572 | 1,483,493 | Entrée via les États-Unis | 1987<br>1988 | 7<br>8 |
| **6,156,736** | **6,149,930** | **3,835,779** | **2,863,164** | **2,227,605** | **2,240,903** | **39,595,250** | **Total, non résidents** | **1987**<br>**1988** | 9<br>10 |
| | | | | | | | **Résidents du Canada:** | | |
| 5,147,932 | 5,373,790 | 3,805,524 | 3,696,296 | 3,230,858 | 3,144,717 | 44,693,160 | États-Unis | 1987<br>1988 | 11<br>12 |
| 201,952 | 287,991 | 216,499 | 190,453 | 161,187 | 148,436 | 2,647,618 | Pays autres que les États-Unis | 1987<br>1988 | 13<br>14 |
| 183,522 | 261,178 | 197,103 | 170,559 | 137,884 | 123,961 | 2,329,280 | Rentrée directe | 1987<br>1988 | 15<br>16 |
| 18,430 | 26,813 | 19,396 | 19,894 | 23,303 | 24,475 | 318,338 | Rentrée via les États-Unis | 1987<br>1988 | 17<br>18 |
| **5,349,884** | **5,661,781** | **4,022,023** | **3,886,749** | **3,392,045** | **3,293,153** | **47,340,778** | **Total, résidents** | **1987**<br>**1988** | 19<br>20 |
| | | | | | | | **Autres voyageurs:** | | |
| 477,313 | 484,452 | 487,723 | 474,800 | 426,995 | 405,515 | 5,364,841 | 1987<br>1988 | | 21<br>22 |
| | | | | | | | **Total global:** | | |
| **11,983,933** | **12,296,163** | **8,345,525** | **7,224,713** | **6,046,645** | **5,939,571** | **92,300,869** | **1987**<br>**1988** | | 23<br>24 |

**Canada** **TABLE 3A. Non-resident Travellers Entering Canada by Type of Transportation**

| No. | Type of transportation | | January - Janvier | February - Février | March - Mars | April - Avril | May - Mai | June - Juin | 6 months - mois |
|---|---|---|---|---|---|---|---|---|---|
| | | | Residents of the United States | | | | | | |
| | **Land:** | | | | | | | | |
| 1 | Automobile | 1987 | 1,531,798 | 1,551,295 | 1,823,652 | 2,071,534 | 2,763,619 | 3,204,892 | 12,946,790 |
| 2 | | 1988 | 1,671,302 | 1,459,639 | 1,783,467 | | | | |
| 3 | Same day | 1987 | 1,285,761 | 1,243,381 | 1,484,170 | 1,626,739 | 1,972,422 | 2,138,836 | 9,751,309 |
| 4 | | 1988 | 1,399,478 | 1,155,887 | 1,449,944 | | | | |
| 5 | One night | 1987 | 70,354 | 79,059 | 90,592 | 107,003 | 154,416 | 203,628 | 705,052 |
| 6 | | 1988 | 84,579 | 70,632 | 87,760 | | | | |
| 7 | Two or more nights | 1987 | 175,683 | 228,855 | 248,890 | 337,792 | 636,781 | 862,428 | 2,490,429 |
| 8 | | 1988 | 187,245 | 233,120 | 245,763 | | | | |
| 9 | Bus | 1987 | 50,930 | 57,461 | 55,609 | 80,968 | 178,972 | 205,159 | 629,099 |
| 10 | | 1988 | 55,058 | 60,795 | 59,829 | | | | |
| 11 | Same day | 1987 | 26,274 | 25,417 | 30,189 | 38,662 | 78,108 | 107,205 | 305,855 |
| 12 | | 1988 | 26,819 | 25,036 | 31,056 | | | | |
| 13 | One or more nights | 1987 | 24,656 | 32,044 | 25,420 | 42,306 | 100,864 | 97,954 | 323,244 |
| 14 | | 1988 | 28,239 | 35,759 | 28,773 | | | | |
| 15 | Rail | 1987 | 3,679 | 3,869 | 3,785 | 3,154 | 4,225 | 5,897 | 24,609 |
| 16 | | 1988 | 2,442 | 2,769 | 3,085 | | | | |
| 17 | Other methods | 1987 | 12,815 | 14,822 | 20,908 | 27,891 | 58,554 | 78,291 | 213,281 |
| 18 | | 1988 | 11,880 | 15,127 | 20,004 | | | | |
| 19 | **Total land** | **1987** | **1,599,222** | **1,627,447** | **1,903,954** | **2,183,547** | **3,005,370** | **3,494,239** | **13,813,779** |
| 20 | | **1988** | **1,740,682** | **1,538,330** | **1,866,385** | | | | |
| | **Air:** | | | | | | | | |
| 21 | Commercial | 1987 | 117,477 | 122,354 | 137,887 | 156,759 | 207,495 | 258,595 | 1,000,567 |
| 22 | | 1988 | 117,741 | 160,851 | 152,673 | | | | |
| 23 | Private | 1987 | 3,770 | 4,601 | 5,034 | 5,873 | 9,736 | 14,053 | 43,067 |
| 24 | | 1988 | 4,758 | 7,538 | 5,794 | | | | |
| 25 | **Total air** | **1987** | **121,247** | **126,955** | **142,921** | **162,632** | **217,231** | **272,648** | **1,043,634** |
| 26 | | **1988** | **122,499** | **168,389** | **158,467** | | | | |
| | **Marine:** | | | | | | | | |
| 27 | Commercial | 1987 | - | - | - | 15 | 55,237 | 158,026 | 213,278 |
| 28 | | 1988 | - | 1 | - | | | | |
| 29 | Private | 1987 | 209 | 214 | 576 | 2,997 | 27,761 | 48,814 | 80,571 |
| 30 | | 1988 | 107 | 110 | 429 | | | | |
| 31 | **Total marine** | **1987** | **209** | **214** | **576** | **3,012** | **82,998** | **206,840** | **293,849** |
| 32 | | **1988** | **107** | **111** | **429** | | | | |
| 33 | **Total** | **1987** | **1,720,678** | **1,754,616** | **2,047,451** | **2,349,191** | **3,305,599** | **3,973,727** | **15,151,262** |
| 34 | | **1988** | **1,863,288** | **1,706,830** | **2,025,281** | | | | |
| | | | Residents of countries other than the United States | | | | | | |
| | **Land(via the U.S.A.):** | | | | | | | | |
| 35 | Same day | 1987 | 6,188 | 5,446 | 11,842 | 18,350 | 33,690 | 43,223 | 118,739 |
| 36 | | 1988 | 6,836 | 6,709 | 18,531 | | | | |
| 37 | One or more nights | 1987 | 12,632 | 10,943 | 17,055 | 29,992 | 55,010 | 77,776 | 203,408 |
| 38 | | 1988 | 15,146 | 14,836 | 24,992 | | | | |
| 39 | **Total land** | **1987** | **18,820** | **16,389** | **28,897** | **48,342** | **88,700** | **120,999** | **322,147** |
| 40 | | **1988** | **21,982** | **21,545** | **43,523** | | | | |
| | **Air:** | | | | | | | | |
| 41 | Entering direct | 1987 | 36,575 | 35,059 | 44,673 | 62,933 | 112,712 | 154,911 | 446,863 |
| 42 | | 1988 | 43,052 | 54,541 | 63,363 | | | | |
| 43 | Entering via the U.S.A. | 1987 | 19,220 | 18,839 | 24,586 | 31,050 | 44,756 | 56,730 | 195,181 |
| 44 | | 1988 | 20,693 | 25,534 | 27,451 | | | | |
| 45 | **Total air** | **1987** | **55,795** | **53,898** | **69,259** | **93,983** | **157,468** | **211,641** | **642,044** |
| 46 | | **1988** | **63,745** | **80,075** | **90,814** | | | | |
| | **Marine:** | | | | | | | | |
| 47 | Entering direct | 1987 | 111 | 74 | 176 | 285 | 358 | 743 | 1,747 |
| 48 | | 1988 | 102 | 217 | 210 | | | | |
| 49 | Entering via the U.S.A. | 1987 | - | 20 | 14 | 11 | 854 | 3,034 | 3,933 |
| 50 | | 1988 | 12 | 1 | 15 | | | | |
| 51 | **Total marine** | **1987** | **111** | **94** | **190** | **296** | **1,212** | **3,777** | **5,680** |
| 52 | | **1988** | **114** | **218** | **225** | | | | |
| 53 | **Total** | **1987** | **74,726** | **70,381** | **98,346** | **142,621** | **247,380** | **336,417** | **969,871** |
| 54 | | **1988** | **85,841** | **101,838** | **134,562** | | | | |
| 55 | **Grand total** | **1987** | **1,795,404** | **1,824,997** | **2,145,797** | **2,491,812** | **3,552,979** | **4,310,144** | **16,121,133** |
| 56 | | **1988** | **1,949,129** | **1,808,668** | **2,159,843** | | | | |

**TABLEAU 3A. Voyageurs non résidents entrant au Canada, selon le moyen de transport** **Canada**

| July - Juillet | August - Août | September - Septembre | October - Octobre | November - Novembre | December - Décembre | Year - Année | Moyen de transport | | No |
|---|---|---|---|---|---|---|---|---|---|
| | | | | Résidents des États-Unis | | | | | |
| | | | | | | | **Par terre:** | | |
| 4,671,345 | 4,625,605 | 2,906,022 | 2,288,858 | 1,888,418 | 1,883,944 | 31,210,982 | Automobile | 1987 | 1 |
| | | | | | | | | 1988 | 2 |
| 2,908,142 | 2,921,199 | 1,944,966 | 1,696,094 | 1,542,138 | 1,514,313 | 22,278,161 | Même jour | 1987 | 3 |
| | | | | | | | | 1988 | 4 |
| 330,015 | 312,689 | 182,125 | 146,444 | 95,797 | 100,165 | 1,872,287 | Une nuit | 1987 | 5 |
| | | | | | | | | 1988 | 6 |
| 1,433,188 | 1,391,717 | 778,931 | 446,320 | 250,483 | 269,466 | 7,060,534 | Deux nuits ou plus | 1987 | 7 |
| | | | | | | | | 1988 | 8 |
| 254,027 | 242,448 | 183,030 | 125,384 | 65,217 | 62,389 | 1,561,594 | Autocar | 1987 | 9 |
| | | | | | | | | 1988 | 10 |
| 103,270 | 96,716 | 71,684 | 61,689 | 37,256 | 38,368 | 714,838 | Même jour | 1987 | 11 |
| | | | | | | | | 1988 | 12 |
| 150,757 | 145,732 | 111,346 | 63,695 | 27,961 | 24,021 | 846,756 | Une nuit ou plus | 1987 | 13 |
| | | | | | | | | 1988 | 14 |
| 8,606 | 7,593 | 5,266 | 5,429 | 2,676 | 4,665 | 58,844 | Chemin de fer | 1987 | 15 |
| | | | | | | | | 1988 | 16 |
| 146,493 | 146,745 | 78,662 | 37,411 | 15,477 | 15,687 | 653,756 | Autres moyens | 1987 | 17 |
| | | | | | | | | 1988 | 18 |
| **5,080,471** | **5,022,391** | **3,172,980** | **2,457,082** | **1,971,788** | **1,966,685** | **33,485,176** | **Total, par terre** | **1987** | 19 |
| | | | | | | | | **1988** | 20 |
| | | | | | | | **Par air:** | | |
| 286,828 | 287,683 | 231,421 | 192,831 | 137,009 | 142,325 | 2,278,664 | Commercial | 1987 | 21 |
| | | | | | | | | 1988 | 22 |
| 15,294 | 15,914 | 11,859 | 8,298 | 5,528 | 4,610 | 104,570 | Privé | 1987 | 23 |
| | | | | | | | | 1988 | 24 |
| **302,122** | **303,597** | **243,280** | **201,129** | **142,537** | **146,935** | **2,383,234** | **Total, par air** | **1987** | 25 |
| | | | | | | | | **1988** | 26 |
| | | | | | | | **Par mer:** | | |
| 211,139 | 272,273 | 71,198 | 9,444 | 5 | 1 | 777,338 | Commercial | 1987 | 27 |
| | | | | | | | | 1988 | 28 |
| 97,691 | 78,495 | 41,954 | 6,085 | 1,471 | 599 | 306,866 | Privé | 1987 | 29 |
| | | | | | | | | 1988 | 30 |
| **308,830** | **350,768** | **113,152** | **15,529** | **1,476** | **600** | **1,084,204** | **Total, par mer** | **1987** | 31 |
| | | | | | | | | **1988** | 32 |
| **5,691,423** | **5,676,756** | **3,529,412** | **2,673,740** | **2,115,801** | **2,114,220** | **36,952,614** | **Total** | **1987** | 33 |
| | | | | | | | | **1988** | 34 |
| | | | | Résidents des pays autres que les États-Unis | | | | | |
| | | | | | | | **Par terre (via les États-Unis):** | | |
| 58,335 | 67,332 | 47,254 | 30,352 | 15,103 | 8,765 | 345,880 | Même jour | 1987 | 35 |
| | | | | | | | | 1988 | 36 |
| 121,818 | 147,960 | 77,296 | 46,055 | 23,463 | 18,465 | 638,465 | Une nuit ou plus | 1987 | 37 |
| | | | | | | | | 1988 | 38 |
| **180,153** | **215,292** | **124,550** | **76,407** | **38,566** | **27,230** | **984,345** | **Total, par terre** | **1987** | 39 |
| | | | | | | | | **1988** | 40 |
| | | | | | | | **Par air:** | | |
| 215,199 | 176,407 | 127,570 | 71,832 | 46,387 | 69,974 | 1,154,232 | Entrée directe | 1987 | 41 |
| | | | | | | | | 1988 | 42 |
| 64,336 | 75,456 | 51,778 | 40,506 | 26,755 | 29,328 | 483,340 | Entrée via les États-Unis | 1987 | 43 |
| | | | | | | | | 1988 | 44 |
| **279,535** | **251,863** | **179,348** | **112,338** | **73,142** | **99,302** | **1,637,572** | **Total, par air** | **1987** | 45 |
| | | | | | | | | **1988** | 46 |
| | | | | | | | **Par mer:** | | |
| 452 | 1,420 | 658 | 405 | 92 | 137 | 4,911 | Entrée directe | 1987 | 47 |
| | | | | | | | | 1988 | 48 |
| 5,173 | 4,599 | 1,811 | 274 | 4 | 14 | 15,808 | Entrée via les États-Unis | 1987 | 49 |
| | | | | | | | | 1988 | 50 |
| **5,625** | **6,019** | **2,469** | **679** | **96** | **151** | **20,719** | **Total, par mer** | **1987** | 51 |
| | | | | | | | | **1988** | 52 |
| **465,313** | **473,174** | **306,367** | **189,424** | **111,804** | **126,683** | **2,642,636** | **Total** | **1987** | 53 |
| | | | | | | | | **1988** | 54 |
| **6,156,736** | **6,149,930** | **3,835,779** | **2,863,164** | **2,227,605** | **2,240,903** | **39,595,250** | **Total global** | **1987** | 55 |
| | | | | | | | | **1988** | 56 |

**Canada** **TABLE 3B. Non-resident Travellers Entering Canada by Country of Residence(1)**

| No. | Country of residence | | January - Janvier | February - Février | March - Mars | April - Avril | May - Mai | June - Juin | 6 months - mois |
|---|---|---|---|---|---|---|---|---|---|
| | **Europe:** | | | | | | | | |
| 1 | Austria | 1987 | 669 | 541 | 814 | 1,030 | 2,440 | 2,805 | 8,299 |
| 2 | | 1988 | 624 | 1,185 | 1,133 | | | | |
| 3 | Belgium | 1987 | 869 | 786 | 1,058 | 1,749 | 2,289 | 3,521 | 10,272 |
| 4 | | 1988 | 1,041 | 1,162 | 1,441 | | | | |
| 5 | Bulgaria | 1987 | 23 | 24 | 28 | 30 | 110 | 40 | 255 |
| 6 | | 1988 | 14 | 95 | 31 | | | | |
| 7 | Czechoslovakia | 1987 | 219 | 98 | 143 | 371 | 735 | 994 | 2,560 |
| 8 | | 1988 | 117 | 290 | 160 | | | | |
| 9 | Denmark | 1987 | 606 | 645 | 1,020 | 1,824 | 1,999 | 4,205 | 10,299 |
| 10 | | 1988 | 879 | 1,070 | 1,248 | | | | |
| 11 | Finland | 1987 | 832 | 623 | 917 | 927 | 1,425 | 2,462 | 7,186 |
| 12 | | 1988 | 739 | 1,301 | 1,043 | | | | |
| 13 | France | 1987 | 4,692 | 5,596 | 6,665 | 11,482 | 18,814 | 25,506 | 72,755 |
| 14 | | 1988 | 5,426 | 7,263 | 9,037 | | | | |
| 15 | Germany (Federal Republic) | 1987 | 7,687 | 7,122 | 9,594 | 17,688 | 30,085 | 43,241 | 115,417 |
| 16 | | 1988 | 8,503 | 9,477 | 14,515 | | | | |
| 17 | Greece | 1987 | 803 | 672 | 952 | 1,252 | 1,941 | 2,531 | 8,151 |
| 18 | | 1988 | 932 | 728 | 1,066 | | | | |
| 19 | Hungary | 1987 | 209 | 159 | 357 | 320 | 801 | 1,898 | 3,744 |
| 20 | | 1988 | 242 | 234 | 310 | | | | |
| 21 | Iceland | 1987 | 52 | 33 | 58 | 78 | 159 | 175 | 555 |
| 22 | | 1988 | 77 | 60 | 60 | | | | |
| 23 | Ireland (Republic) | 1987 | 500 | 381 | 674 | 745 | 1,545 | 1,941 | 5,786 |
| 24 | | 1988 | 474 | 453 | 799 | | | | |
| 25 | Italy | 1987 | 3,145 | 2,820 | 3,933 | 6,184 | 8,587 | 9,866 | 34,535 |
| 26 | | 1988 | 3,853 | 3,589 | 4,532 | | | | |
| 27 | Malta | 1987 | 45 | 16 | 74 | 58 | 87 | 166 | 446 |
| 28 | | 1988 | 61 | 27 | 59 | | | | |
| 29 | Netherlands, The | 1987 | 1,942 | 1,951 | 2,615 | 3,641 | 9,493 | 13,657 | 33,299 |
| 30 | | 1988 | 2,444 | 2,776 | 3,228 | | | | |
| 31 | Norway | 1987 | 557 | 547 | 674 | 1,095 | 1,177 | 1,938 | 5,988 |
| 32 | | 1988 | 636 | 1,440 | 1,122 | | | | |
| 33 | Poland | 1987 | 1,074 | 1,135 | 1,647 | 1,775 | 2,692 | 3,008 | 11,331 |
| 34 | | 1988 | 907 | 1,041 | 1,982 | | | | |
| 35 | Portugal | 1987 | 450 | 500 | 708 | 1,376 | 1,596 | 2,278 | 6,908 |
| 36 | | 1988 | 402 | 450 | 696 | | | | |
| 37 | Rumania | 1987 | 57 | 64 | 82 | 76 | 146 | 185 | 610 |
| 38 | | 1988 | 100 | 70 | 70 | | | | |
| 39 | Spain | 1987 | 556 | 505 | 1,227 | 1,346 | 1,528 | 2,365 | 7,527 |
| 40 | | 1988 | 553 | 836 | 1,472 | | | | |
| 41 | Sweden | 1987 | 1,369 | 1,177 | 1,536 | 2,409 | 3,177 | 4,797 | 14,465 |
| 42 | | 1988 | 1,512 | 2,351 | 2,047 | | | | |
| 43 | Switzerland | 1987 | 1,859 | 1,747 | 2,556 | 4,115 | 6,259 | 8,525 | 25,061 |
| 44 | | 1988 | 2,236 | 3,086 | 3,254 | | | | |
| 45 | Turkey | 1987 | 105 | 103 | 151 | 182 | 342 | 421 | 1,304 |
| 46 | | 1988 | 169 | 181 | 221 | | | | |
| 47 | United Kingdom | 1987 | 12,220 | 11,104 | 16,764 | 23,202 | 52,232 | 62,953 | 178,475 |
| 48 | | 1988 | 13,182 | 15,238 | 21,510 | | | | |
| 49 | U.S.S.R. | 1987 | 420 | 508 | 577 | 311 | 535 | 663 | 3,014 |
| 50 | | 1988 | 379 | 637 | 318 | | | | |
| 51 | Yugoslavia | 1987 | 550 | 346 | 625 | 637 | 1,142 | 1,934 | 5,234 |
| 52 | | 1988 | 718 | 762 | 843 | | | | |
| 53 | Other | 1987 | 198 | 237 | 171 | 501 | 453 | 696 | 2,256 |
| 54 | | 1988 | 247 | 450 | 302 | | | | |
| 55 | **Total** | **1987** | **41,708** | **39,440** | **55,620** | **84,404** | **151,789** | **202,771** | **575,732** |
| 56 | | **1988** | **46,467** | **56,252** | **72,499** | | | | |
| | **Africa:** | | | | | | | | |
| 57 | Algeria | 1987 | 70 | 49 | 45 | 75 | 105 | 191 | 535 |
| 58 | | 1988 | 55 | 56 | 78 | | | | |
| 59 | Egypt | 1987 | 165 | 113 | 177 | 218 | 429 | 862 | 1,964 |
| 60 | | 1988 | 197 | 112 | 194 | | | | |
| 61 | Nigeria | 1987 | 90 | 56 | 89 | 80 | 213 | 175 | 703 |
| 62 | | 1988 | 96 | 56 | 65 | | | | |
| 63 | South Africa | 1987 | 512 | 346 | 426 | 474 | 1,009 | 1,378 | 4,145 |
| 64 | | 1988 | 406 | 271 | 443 | | | | |
| 65 | Other | 1987 | 964 | 682 | 905 | 1,423 | 1,974 | 2,465 | 8,413 |
| 66 | | 1988 | 1,184 | 896 | 1,145 | | | | |
| 67 | **Total** | **1987** | **1,801** | **1,246** | **1,642** | **2,270** | **3,730** | **5,071** | **15,760** |
| 68 | | **1988** | **1,938** | **1,391** | **1,925** | | | | |
| | **Asia:** | | | | | | | | |
| 69 | China | 1987 | 653 | 435 | 787 | 840 | 1,718 | 1,846 | 6,279 |
| 70 | | 1988 | 965 | 779 | 1,164 | | | | |
| 71 | Hong Kong | 1987 | 3,544 | 2,918 | 2,456 | 3,795 | 4,845 | 6,087 | 23,645 |
| 72 | | 1988 | 3,013 | 7,039 | 4,130 | | | | |
| 73 | India | 1987 | 1,236 | 744 | 1,509 | 2,579 | 7,357 | 7,741 | 21,166 |
| 74 | | 1988 | 1,396 | 1,031 | 1,755 | | | | |
| 75 | Iran | 1987 | 67 | 113 | 216 | 219 | 209 | 329 | 1,153 |
| 76 | | 1988 | 217 | 162 | 148 | | | | |

See footnote(s) at end of table.

**TABLEAU 3B. Voyageurs non résidents entrant au Canada, selon le pays de résidence(1)** **Canada**

| July - Juillet | August - Août | September - Septembre | October - Octobre | November - Novembre | December - Décembre | Year - Année | Pays de résidence | | No |
|---|---|---|---|---|---|---|---|---|---|
| | | | | | | | **Europe:** | | |
| 4,807 | 4,524 | 2,924 | 1,401 | 845 | 799 | 23,599 | Autriche | 1987 | 1 |
| | | | | | | | | 1988 | 2 |
| 6,699 | 4,546 | 2,881 | 2,148 | 1,235 | 1,474 | 29,255 | Belgique | 1987 | 3 |
| | | | | | | | | 1988 | 4 |
| 46 | 70 | 46 | 59 | 52 | 29 | 557 | Bulgarie | 1987 | 5 |
| | | | | | | | | 1988 | 6 |
| 1,073 | 767 | 385 | 369 | 165 | 243 | 5,562 | Tchécoslovaquie | 1987 | 7 |
| | | | | | | | | 1988 | 8 |
| 5,717 | 3,134 | 2,656 | 1,919 | 906 | 1,023 | 25,654 | Danemark | 1987 | 9 |
| | | | | | | | | 1988 | 10 |
| 2,531 | 1,468 | 1,273 | 836 | 841 | 720 | 14,855 | Finlande | 1987 | 11 |
| | | | | | | | | 1988 | 12 |
| 40,898 | 42,552 | 25,914 | 12,667 | 6,777 | 8,476 | 210,039 | France | 1987 | 13 |
| | | | | | | | | 1988 | 14 |
| 52,664 | 50,021 | 39,718 | 20,640 | 10,306 | 9,904 | 298,670 | Allemagne (République fédérale) | 1987 | 15 |
| | | | | | | | | 1988 | 16 |
| 2,682 | 2,713 | 1,709 | 1,477 | 1,240 | 1,778 | 19,750 | Grèce | 1987 | 17 |
| | | | | | | | | 1988 | 18 |
| 1,096 | 1,082 | 498 | 477 | 318 | 371 | 7,586 | Hongrie | 1987 | 19 |
| | | | | | | | | 1988 | 20 |
| 460 | 278 | 143 | 65 | 55 | 69 | 1,625 | Islande | 1987 | 21 |
| | | | | | | | | 1988 | 22 |
| 2,613 | 3,342 | 2,113 | 1,092 | 812 | 848 | 16,606 | Irlande (République d') | 1987 | 23 |
| | | | | | | | | 1988 | 24 |
| 17,807 | 22,844 | 9,669 | 7,616 | 5,997 | 4,991 | 103,459 | Italie | 1987 | 25 |
| | | | | | | | | 1988 | 26 |
| 275 | 144 | 111 | 55 | 64 | 43 | 1,138 | Malte | 1987 | 27 |
| | | | | | | | | 1988 | 28 |
| 17,778 | 13,622 | 11,448 | 6,053 | 3,112 | 3,178 | 88,490 | Pays-Bas | 1987 | 29 |
| | | | | | | | | 1988 | 30 |
| 2,567 | 1,644 | 1,382 | 1,274 | 931 | 573 | 14,359 | Norvège | 1987 | 31 |
| | | | | | | | | 1988 | 32 |
| 3,015 | 2,854 | 2,942 | 2,398 | 1,787 | 1,914 | 26,241 | Pologne | 1987 | 33 |
| | | | | | | | | 1988 | 34 |
| 2,813 | 2,293 | 1,254 | 1,022 | 598 | 1,444 | 16,332 | Portugal | 1987 | 35 |
| | | | | | | | | 1988 | 36 |
| 161 | 152 | 166 | 193 | 128 | 123 | 1,533 | Roumanie | 1987 | 37 |
| | | | | | | | | 1988 | 38 |
| 3,618 | 4,873 | 2,594 | 1,528 | 1,088 | 931 | 22,159 | Espagne | 1987 | 39 |
| | | | | | | | | 1988 | 40 |
| 4,274 | 3,185 | 2,877 | 2,782 | 1,778 | 1,846 | 31,207 | Suède | 1987 | 41 |
| | | | | | | | | 1988 | 42 |
| 15,370 | 10,549 | 8,918 | 5,239 | 2,544 | 2,553 | 70,234 | Suisse | 1987 | 43 |
| | | | | | | | | 1988 | 44 |
| 726 | 432 | 329 | 221 | 171 | 173 | 3,356 | Turquie | 1987 | 45 |
| | | | | | | | | 1988 | 46 |
| 91,257 | 93,341 | 63,996 | 37,233 | 18,144 | 24,180 | 506,626 | Royaume-Uni | 1987 | 47 |
| | | | | | | | | 1988 | 48 |
| 589 | 989 | 613 | 548 | 530 | 710 | 6,993 | U.R.S.S. | 1987 | 49 |
| | | | | | | | | 1988 | 50 |
| 2,332 | 1,124 | 1,030 | 1,141 | 912 | 1,218 | 12,991 | Yougoslavie | 1987 | 51 |
| | | | | | | | | 1988 | 52 |
| 849 | 685 | 557 | 419 | 265 | 329 | 5,360 | Autres | 1987 | 53 |
| | | | | | | | | 1988 | 54 |
| **284,717** | **273,228** | **188,146** | **110,872** | **61,601** | **69,940** | **1,564,236** | **Total** | **1987** | 55 |
| | | | | | | | | **1988** | 56 |
| | | | | | | | **Afrique:** | | |
| 260 | 265 | 201 | 96 | 80 | 95 | 1,532 | Algérie | 1987 | 57 |
| | | | | | | | | 1988 | 58 |
| 1,137 | 1,126 | 500 | 341 | 211 | 236 | 5,515 | Égypte | 1987 | 59 |
| | | | | | | | | 1988 | 60 |
| 334 | 270 | 255 | 147 | 88 | 129 | 1,926 | Nigeria | 1987 | 61 |
| | | | | | | | | 1988 | 62 |
| 1,650 | 2,138 | 1,178 | 858 | 442 | 793 | 11,204 | Afrique du Sud | 1987 | 63 |
| | | | | | | | | 1988 | 64 |
| 3,284 | 3,668 | 2,439 | 1,820 | 1,201 | 1,724 | 22,549 | Autres | 1987 | 65 |
| | | | | | | | | 1988 | 66 |
| **6,665** | **7,467** | **4,573** | **3,262** | **2,022** | **2,977** | **42,726** | **Total** | **1987** | 67 |
| | | | | | | | | **1988** | 68 |
| | | | | | | | **Asie:** | | |
| 2,722 | 3,842 | 2,056 | 1,243 | 1,077 | 1,447 | 18,666 | Chine | 1987 | 69 |
| | | | | | | | | 1988 | 70 |
| 11,003 | 13,146 | 6,579 | 4,271 | 3,161 | 4,889 | 66,694 | Hong-Kong | 1987 | 71 |
| | | | | | | | | 1988 | 72 |
| 9,094 | 8,726 | 5,711 | 3,924 | 2,691 | 1,719 | 53,031 | Inde | 1987 | 73 |
| | | | | | | | | 1988 | 74 |
| 342 | 353 | 257 | 298 | 199 | 198 | 2,800 | Iran | 1987 | 75 |
| | | | | | | | | 1988 | 76 |

Voir renvoi(s) à la fin du tableau.

Canada

## TABLE 3B. Non-resident Travellers Entering Canada by Country of Residence(1) – Concluded

| No. | Country of residence | | January - Janvier | February - Février | March - Mars | April - Avril | May - Mai | June - Juin | 6 months - mois |
|---|---|---|---|---|---|---|---|---|---|
| | **Asia – Concluded:** | | | | | | | | |
| 1 | Israel | 1987 | 1,225 | 1,168 | 2,024 | 2,916 | 4,821 | 7,745 | 19,899 |
| 2 | | 1988 | 1,210 | 1,249 | 2,474 | | | | |
| 3 | Japan | 1987 | 6,311 | 8,201 | 13,184 | 15,138 | 25,379 | 41,686 | 109,899 |
| 4 | | 1988 | 8,587 | 12,764 | 21,400 | | | | |
| 5 | Korea, South | 1987 | 762 | 743 | 898 | 796 | 1,829 | 2,231 | 7,259 |
| 6 | | 1988 | 923 | 1,072 | 971 | | | | |
| 7 | Lebanon | 1987 | 154 | 107 | 160 | 183 | 282 | 369 | 1,255 |
| 8 | | 1988 | 223 | 152 | 177 | | | | |
| 9 | Malaysia | 1987 | 466 | 665 | 581 | 1,033 | 1,930 | 1,708 | 6,383 |
| 10 | | 1988 | 595 | 797 | 791 | | | | |
| 11 | Pakistan | 1987 | 254 | 186 | 337 | 423 | 943 | 1,123 | 3,266 |
| 12 | | 1988 | 255 | 207 | 386 | | | | |
| 13 | Philippines | 1987 | 512 | 535 | 726 | 1,552 | 2,810 | 1,898 | 8,033 |
| 14 | | 1988 | 643 | 574 | 849 | | | | |
| 15 | Singapore | 1987 | 393 | 312 | 550 | 757 | 1,260 | 2,165 | 5,437 |
| 16 | | 1988 | 415 | 438 | 708 | | | | |
| 17 | Taiwan | 1987 | 431 | 572 | 543 | 587 | 1,887 | 2,697 | 6,717 |
| 18 | | 1988 | 667 | 757 | 943 | | | | |
| 19 | Other | 1987 | 1,186 | 933 | 1,587 | 2,055 | 3,623 | 5,922 | 15,306 |
| 20 | | 1988 | 1,374 | 1,113 | 2,083 | | | | |
| 21 | **Total** | **1987** | **17,194** | **17,632** | **25,558** | **32,873** | **58,893** | **83,547** | **235,697** |
| 22 | | **1988** | **20,483** | **28,134** | **37,979** | | | | |
| | **North America, Central America and Caribbean:** | | | | | | | | |
| 23 | Bahamas | 1987 | 221 | 191 | 213 | 325 | 405 | 563 | 1,918 |
| 24 | | 1988 | 191 | 222 | 244 | | | | |
| 25 | Barbados | 1987 | 183 | 162 | 258 | 508 | 606 | 1,042 | 2,759 |
| 26 | | 1988 | 192 | 190 | 438 | | | | |
| 27 | Bermuda | 1987 | 519 | 440 | 582 | 743 | 923 | 1,132 | 4,339 |
| 28 | | 1988 | 453 | 563 | 635 | | | | |
| 29 | Cuba | 1987 | 75 | 140 | 130 | 111 | 44 | 121 | 621 |
| 30 | | 1988 | 136 | 109 | 198 | | | | |
| 31 | Dominican Republic | 1987 | 69 | 64 | 74 | 118 | 164 | 345 | 834 |
| 32 | | 1988 | 110 | 72 | 128 | | | | |
| 33 | Haiti | 1987 | 196 | 159 | 186 | 258 | 357 | 497 | 1,653 |
| 34 | | 1988 | 183 | 137 | 138 | | | | |
| 35 | Jamaica | 1987 | 422 | 329 | 838 | 1,317 | 1,171 | 1,594 | 5,671 |
| 36 | | 1988 | 538 | 511 | 1,016 | | | | |
| 37 | Mexico | 1987 | 1,441 | 1,511 | 1,781 | 3,617 | 4,059 | 6,139 | 18,548 |
| 38 | | 1988 | 1,603 | 1,829 | 3,138 | | | | |
| 39 | St. Pierre and Miquelon | 1987 | 455 | 358 | 455 | 795 | 435 | 946 | 3,444 |
| 40 | | 1988 | 544 | 606 | 1,020 | | | | |
| 41 | Trinidad and Tobago | 1987 | 722 | 660 | 793 | 1,295 | 1,803 | 2,659 | 7,932 |
| 42 | | 1988 | 903 | 770 | 1,635 | | | | |
| 43 | Other | 1987 | 1,105 | 797 | 952 | 1,430 | 1,996 | 2,808 | 9,088 |
| 44 | | 1988 | 987 | 932 | 1,422 | | | | |
| 45 | **Total** | **1987** | **5,408** | **4,811** | **6,262** | **10,517** | **11,963** | **17,846** | **56,807** |
| 46 | | **1988** | **5,840** | **5,941** | **10,012** | | | | |
| | **South America:** | | | | | | | | |
| 47 | Argentina | 1987 | 1,305 | 1,384 | 1,277 | 1,430 | 2,158 | 2,727 | 10,281 |
| 48 | | 1988 | 2,130 | 2,091 | 2,417 | | | | |
| 49 | Brazil | 1987 | 1,006 | 759 | 877 | 1,663 | 2,823 | 3,131 | 10,259 |
| 50 | | 1988 | 1,191 | 1,065 | 1,174 | | | | |
| 51 | Colombia | 1987 | 152 | 102 | 180 | 281 | 643 | 1,488 | 2,846 |
| 52 | | 1988 | 214 | 146 | 208 | | | | |
| 53 | Guyana | 1987 | 125 | 84 | 95 | 158 | 224 | 286 | 972 |
| 54 | | 1988 | 128 | 137 | 164 | | | | |
| 55 | Venezuela | 1987 | 252 | 178 | 333 | 504 | 648 | 612 | 2,527 |
| 56 | | 1988 | 243 | 318 | 452 | | | | |
| 57 | Other | 1987 | 790 | 758 | 884 | 1,147 | 1,501 | 1,921 | 7,001 |
| 58 | | 1988 | 909 | 697 | 1,124 | | | | |
| 59 | **Total** | **1987** | **3,630** | **3,265** | **3,646** | **5,183** | **7,997** | **10,165** | **33,886** |
| 60 | | **1988** | **4,815** | **4,454** | **5,539** | | | | |
| | **Oceania and other Ocean Islands:** | | | | | | | | |
| 61 | Australia | 1987 | 3,549 | 2,665 | 3,974 | 5,006 | 8,679 | 11,771 | 35,644 |
| 62 | | 1988 | 4,481 | 4,102 | 5,058 | | | | |
| 63 | New Zealand | 1987 | 1,074 | 1,026 | 1,390 | 2,040 | 3,814 | 4,441 | 13,785 |
| 64 | | 1988 | 1,542 | 1,425 | 1,361 | | | | |
| 65 | Other | 1987 | 362 | 296 | 254 | 328 | 515 | 805 | 2,560 |
| 66 | | 1988 | 275 | 139 | 189 | | | | |
| 67 | **Total** | **1987** | **4,985** | **3,987** | **5,618** | **7,374** | **13,008** | **17,017** | **51,989** |
| 68 | | **1988** | **6,298** | **5,666** | **6,608** | | | | |
| 69 | **Grand total** | **1987** | **74,726** | **70,381** | **98,346** | **142,621** | **247,380** | **336,417** | **969,871** |
| 70 | | **1988** | **85,841** | **101,838** | **134,562** | | | | |

(1) Additional data are available by country on request.

**TABLEAU 3B. Voyageurs non résidents entrant au Canada, selon le pays de résidence(1) – fin** **Canada**

| July<br>-<br>Juillet | August<br>-<br>Août | September<br>-<br>Septembre | October<br>-<br>Octobre | November<br>-<br>Novembre | December<br>-<br>Décembre | Year<br>-<br>Année | Pays de résidence | | No |
|---|---|---|---|---|---|---|---|---|---|
| | | | | | | | **Asie – fin:** | | |
| 16,410 | 13,615 | 7,613 | 3,867 | 2,182 | 1,589 | 65,175 | Israël | 1987 | 1 |
| | | | | | | | | 1988 | 2 |
| 46,735 | 70,989 | 35,517 | 24,066 | 13,562 | 10,919 | 311,687 | Japon | 1987 | 3 |
| | | | | | | | | 1988 | 4 |
| 2,303 | 3,078 | 1,703 | 1,217 | 905 | 799 | 17,264 | Corée du Sud | 1987 | 5 |
| | | | | | | | | 1988 | 6 |
| 495 | 425 | 459 | 282 | 247 | 270 | 3,433 | Liban | 1987 | 7 |
| | | | | | | | | 1988 | 8 |
| 1,512 | 2,339 | 1,413 | 1,027 | 761 | 1,274 | 14,709 | Malaisie | 1987 | 9 |
| | | | | | | | | 1988 | 10 |
| 1,700 | 1,406 | 847 | 544 | 389 | 268 | 8,420 | Pakistan | 1987 | 11 |
| | | | | | | | | 1988 | 12 |
| 1,777 | 1,876 | 1,510 | 1,395 | 867 | 872 | 16,330 | Philippines | 1987 | 13 |
| | | | | | | | | 1988 | 14 |
| 1,204 | 1,352 | 1,187 | 689 | 690 | 1,490 | 12,049 | Singapour | 1987 | 15 |
| | | | | | | | | 1988 | 16 |
| 4,239 | 3,710 | 2,205 | 1,553 | 678 | 854 | 19,956 | Taïwan | 1987 | 17 |
| | | | | | | | | 1988 | 18 |
| 7,104 | 6,398 | 3,343 | 2,260 | 1,494 | 2,191 | 38,096 | Autres | 1987 | 19 |
| | | | | | | | | 1988 | 20 |
| **106,640** | **131,255** | **70,400** | **46,636** | **28,903** | **28,779** | **648,310** | **Total** | **1987** | 21 |
| | | | | | | | | **1988** | 22 |
| | | | | | | | **Amérique du Nord, Amérique centrale et Antilles:** | | |
| 980 | 800 | 652 | 420 | 207 | 334 | 5,311 | Bahamas | 1987 | 23 |
| | | | | | | | | 1988 | 24 |
| 2,119 | 1,914 | 993 | 609 | 292 | 458 | 9,144 | Barbade | 1987 | 25 |
| | | | | | | | | 1988 | 26 |
| 1,681 | 1,790 | 1,096 | 842 | 764 | 1,255 | 11,767 | Bermudes | 1987 | 27 |
| | | | | | | | | 1988 | 28 |
| 131 | 229 | 97 | 103 | 157 | 66 | 1,404 | Cuba | 1987 | 29 |
| | | | | | | | | 1988 | 30 |
| 523 | 642 | 307 | 181 | 91 | 130 | 2,708 | Dominicaine (République) | 1987 | 31 |
| | | | | | | | | 1988 | 32 |
| 1,157 | 1,474 | 684 | 399 | 178 | 274 | 5,819 | Haïti | 1987 | 33 |
| | | | | | | | | 1988 | 34 |
| 3,814 | 3,372 | 2,438 | 1,108 | 804 | 1,035 | 18,242 | Jamaïque | 1987 | 35 |
| | | | | | | | | 1988 | 36 |
| 13,406 | 10,426 | 6,109 | 3,125 | 2,284 | 2,529 | 56,427 | Mexique | 1987 | 37 |
| | | | | | | | | 1988 | 38 |
| 983 | 1,206 | 1,054 | 947 | 453 | 495 | 8,582 | St. Pierre-et-Miquelon | 1987 | 39 |
| | | | | | | | | 1988 | 40 |
| 6,592 | 5,081 | 2,636 | 1,653 | 1,102 | 2,607 | 27,603 | Trinité et Tobago | 1987 | 41 |
| | | | | | | | | 1988 | 42 |
| 4,527 | 4,347 | 2,295 | 1,630 | 1,198 | 1,385 | 24,470 | Autres | 1987 | 43 |
| | | | | | | | | 1988 | 44 |
| **35,913** | **31,281** | **18,361** | **11,017** | **7,530** | **10,568** | **171,477** | **Total** | **1987** | 45 |
| | | | | | | | | **1988** | 46 |
| | | | | | | | **Amérique du Sud:** | | |
| 3,406 | 2,695 | 2,676 | 2,083 | 1,564 | 2,172 | 24,877 | Argentine | 1987 | 47 |
| | | | | | | | | 1988 | 48 |
| 4,080 | 2,676 | 2,637 | 1,610 | 1,134 | 1,099 | 23,495 | Brésil | 1987 | 49 |
| | | | | | | | | 1988 | 50 |
| 1,840 | 1,246 | 803 | 323 | 194 | 302 | 7,554 | Colombie | 1987 | 51 |
| | | | | | | | | 1988 | 52 |
| 531 | 614 | 359 | 283 | 218 | 210 | 3,187 | Guyane | 1987 | 53 |
| | | | | | | | | 1988 | 54 |
| 899 | 1,362 | 891 | 462 | 368 | 577 | 7,086 | Venezuela | 1987 | 55 |
| | | | | | | | | 1988 | 56 |
| 2,196 | 2,273 | 1,794 | 1,104 | 780 | 914 | 16,062 | Autres | 1987 | 57 |
| | | | | | | | | 1988 | 58 |
| **12,952** | **10,866** | **9,160** | **5,865** | **4,258** | **5,274** | **82,261** | **Total** | **1987** | 59 |
| | | | | | | | | **1988** | 60 |
| | | | | | | | **Océanie et autres îles océaniques:** | | |
| 12,715 | 12,543 | 10,489 | 7,652 | 4,495 | 6,148 | 89,686 | Australie | 1987 | 61 |
| | | | | | | | | 1988 | 62 |
| 4,914 | 5,585 | 4,462 | 2,658 | 1,587 | 2,076 | 35,067 | Nouvelle-Zélande | 1987 | 63 |
| | | | | | | | | 1988 | 64 |
| 797 | 949 | 776 | 1,462 | 1,408 | 921 | 8,873 | Autres | 1987 | 65 |
| | | | | | | | | 1988 | 66 |
| **18,426** | **19,077** | **15,727** | **11,772** | **7,490** | **9,145** | **133,626** | **Total** | **1987** | 67 |
| | | | | | | | | **1988** | 68 |
| **465,313** | **473,174** | **306,367** | **189,424** | **111,804** | **126,683** | **2,642,636** | **Total global** | **1987** | 69 |
| | | | | | | | | **1988** | 70 |

(1) D'autres renseignements sont disponibles par pays, sur demande.

**Canada** **TABLE 3C. Resident Travellers Returning to Canada by Type of Transportation**

| No. | Type of transportation | | January - Janvier | February - Février | March - Mars | April - Avril | May - Mai | June - Juin | 6 months - mois |
|---|---|---|---|---|---|---|---|---|---|
| | | | Returning from the United States(1) | | | | | | |
| | **Land:** | | | | | | | | |
| 1 | Automobile | 1987 | 2,183,061 | 2,192,075 | 2,967,157 | 3,213,545 | 3,416,269 | 3,409,295 | 17,381,402 |
| 2 | | 1988 | 2,696,029 | 2,408,373 | 3,226,915 | | | | |
| 3 | Same day | 1987 | 1,811,523 | 1,870,067 | 2,365,617 | 2,566,294 | 2,783,464 | 2,792,772 | 14,189,737 |
| 4 | | 1988 | 2,278,749 | 2,055,276 | 2,617,044 | | | | |
| 5 | One night | 1987 | 63,691 | 61,543 | 80,892 | 84,228 | 110,167 | 127,803 | 528,324 |
| 6 | | 1988 | 77,774 | 63,371 | 81,840 | | | | |
| 7 | Two or more nights | 1987 | 307,847 | 260,465 | 520,648 | 563,023 | 522,638 | 488,720 | 2,663,341 |
| 8 | | 1988 | 339,506 | 289,726 | 528,031 | | | | |
| 9 | Bus | 1987 | 116,578 | 118,295 | 121,561 | 100,622 | 117,546 | 130,449 | 705,051 |
| 10 | | 1988 | 121,817 | 126,779 | 123,643 | | | | |
| 11 | Same day | 1987 | 85,029 | 88,048 | 71,910 | 53,438 | 64,870 | 86,670 | 449,965 |
| 12 | | 1988 | 86,539 | 90,410 | 70,270 | | | | |
| 13 | One or more nights | 1987 | 31,549 | 30,247 | 49,651 | 47,184 | 52,676 | 43,779 | 255,086 |
| 14 | | 1988 | 35,278 | 36,369 | 53,373 | | | | |
| 15 | Rail | 1987 | 2,711 | 1,815 | 2,373 | 1,685 | 1,697 | 1,923 | 12,204 |
| 16 | | 1988 | 1,872 | 1,296 | 1,812 | | | | |
| 17 | Other methods | 1987 | 15,902 | 16,470 | 24,150 | 36,030 | 49,225 | 56,924 | 198,701 |
| 18 | | 1988 | 13,938 | 14,951 | 20,357 | | | | |
| 19 | **Total land** | **1987** | **2,318,252** | **2,328,655** | **3,115,241** | **3,351,882** | **3,584,737** | **3,598,591** | **18,297,358** |
| 20 | | **1988** | **2,833,656** | **2,551,399** | **3,372,727** | | | | |
| | **Air:** | | | | | | | | |
| 21 | Commercial | 1987 | 326,239 | 313,603 | 469,172 | 353,034 | 267,910 | 182,265 | 1,912,223 |
| 22 | | 1988 | 331,651 | 344,969 | 447,448 | | | | |
| 23 | Private | 1987 | 2,568 | 3,397 | 4,225 | 4,471 | 4,850 | 4,978 | 24,489 |
| 24 | | 1988 | 4,186 | 4,254 | 5,019 | | | | |
| 25 | **Total air** | **1987** | **328,807** | **317,000** | **473,397** | **357,505** | **272,760** | **187,243** | **1,936,712** |
| 26 | | **1988** | **335,837** | **349,223** | **452,467** | | | | |
| | **Marine:** | | | | | | | | |
| 27 | Commercial | 1987 | - | - | - | 300 | 10,780 | 22,897 | 33,977 |
| 28 | | 1988 | - | 2 | 4 | | | | |
| 29 | Private | 1987 | 155 | 205 | 269 | 1,687 | 8,014 | 15,666 | 25,996 |
| 30 | | 1988 | 303 | 144 | 375 | | | | |
| 31 | **Total marine** | **1987** | **155** | **205** | **269** | **1,987** | **18,794** | **38,563** | **59,973** |
| 32 | | **1988** | **303** | **146** | **379** | | | | |
| 33 | **Total** | **1987** | **2,647,214** | **2,645,860** | **3,588,907** | **3,711,374** | **3,876,291** | **3,824,397** | **20,294,043** |
| 34 | | **1988** | **3,169,796** | **2,900,768** | **3,825,573** | | | | |
| | | | Returning from countries other than the United States(2) | | | | | | |
| | **Land (Via the U.S.A.):** | | | | | | | | |
| 35 | 1987 | | 84 | 97 | 258 | 160 | 279 | 210 | 1,088 |
| 36 | 1988 | | 136 | 50 | 553 | | | | |
| | **Air:** | | | | | | | | |
| 37 | Returning direct | 1987 | 256,974 | 208,797 | 273,986 | 185,355 | 175,000 | 150,911 | 1,251,023 |
| 38 | | 1988 | 297,194 | 249,274 | 274,138 | | | | |
| 39 | Returning via the U.S.A. | 1987 | 42,349 | 31,458 | 39,506 | 26,132 | 28,075 | 17,411 | 184,931 |
| 40 | | 1988 | 38,690 | 28,382 | 35,088 | | | | |
| 41 | **Total air** | **1987** | **299,323** | **240,255** | **313,492** | **211,487** | **203,075** | **168,322** | **1,435,954** |
| 42 | | **1988** | **335,884** | **277,656** | **309,226** | | | | |
| | **Marine:** | | | | | | | | |
| 43 | Returning direct | 1987 | 53 | 7 | 116 | 171 | 1,614 | 2,089 | 4,050 |
| 44 | | 1988 | 65 | 95 | 185 | | | | |
| 45 | Returning via the U.S.A. | 1987 | - | - | - | - | 7 | 1 | 8 |
| 46 | | 1988 | - | - | - | | | | |
| 47 | **Total marine** | **1987** | **53** | **7** | **116** | **171** | **1,621** | **2,090** | **4,058** |
| 48 | | **1988** | **65** | **95** | **185** | | | | |
| 49 | **Total** | **1987** | **299,460** | **240,359** | **313,866** | **211,818** | **204,975** | **170,622** | **1,441,100** |
| 50 | | **1988** | **336,085** | **277,801** | **309,964** | | | | |
| 51 | **Grand total** | **1987** | **2,946,674** | **2,886,219** | **3,902,773** | **3,923,192** | **4,081,266** | **3,995,019** | **21,735,143** |
| 52 | | **1988** | **3,505,881** | **3,178,569** | **4,135,537** | | | | |

(1) Continental United States, Alaska and Hawaii.
(2) Includes Puerto Rico and other U.S. protectorates.

**TABLEAU 3C. Voyageurs résidents revenant au Canada, selon le moyen de transport** **Canada**

| July<br>-<br>Juillet | August<br>-<br>Août | September<br>-<br>Septembre | October<br>-<br>Octobre | November<br>-<br>Novembre | December<br>-<br>Décembre | Year<br>-<br>Année | Moyen de transport | | No |
|---|---|---|---|---|---|---|---|---|---|
| Rentrée des États-Unis(1) | | | | | | | | | |
| | | | | | | | **Par terre:** | | |
| 4,648,258 | 4,843,843 | 3,395,644 | 3,278,165 | 2,836,481 | 2,806,956 | 39,190,749 | Automobile | 1987 | 1 |
| | | | | | | | | 1988 | 2 |
| 3,337,020 | 3,379,256 | 2,627,854 | 2,642,979 | 2,389,874 | 2,411,238 | 30,977,958 | Même jour | 1987 | 3 |
| | | | | | | | | 1988 | 4 |
| 193,294 | 206,373 | 130,669 | 111,562 | 88,997 | 84,349 | 1,343,568 | Une nuit | 1987 | 5 |
| | | | | | | | | 1988 | 6 |
| 1,117,944 | 1,258,214 | 637,121 | 523,624 | 357,610 | 311,369 | 6,869,223 | Deux nuits ou plus | 1987 | 7 |
| | | | | | | | | 1988 | 8 |
| 103,701 | 109,843 | 104,847 | 125,319 | 102,436 | 86,251 | 1,337,448 | Autocar | 1987 | 9 |
| | | | | | | | | 1988 | 10 |
| 62,007 | 64,874 | 56,448 | 69,735 | 63,366 | 62,650 | 829,045 | Même jour | 1987 | 11 |
| | | | | | | | | 1988 | 12 |
| 41,694 | 44,969 | 48,399 | 55,584 | 39,070 | 23,601 | 508,403 | Une nuit ou plus | 1987 | 13 |
| | | | | | | | | 1988 | 14 |
| 3,095 | 3,076 | 2,137 | 1,653 | 1,316 | 1,762 | 25,243 | Chemin de fer | 1987 | 15 |
| | | | | | | | | 1988 | 16 |
| 75,591 | 69,150 | 46,280 | 33,212 | 18,096 | 16,919 | 457,949 | Autres moyens | 1987 | 17 |
| | | | | | | | | 1988 | 18 |
| **4,830,645** | **5,025,912** | **3,548,908** | **3,438,349** | **2,958,329** | **2,911,888** | **41,011,389** | **Total, par terre** | **1987** | 19 |
| | | | | | | | | **1988** | 20 |
| | | | | | | | **Par air:** | | |
| 188,615 | 223,861 | 197,046 | 248,728 | 268,150 | 228,993 | 3,267,616 | Commercial | 1987 | 21 |
| | | | | | | | | 1988 | 22 |
| 5,322 | 5,913 | 5,174 | 4,993 | 3,990 | 3,639 | 53,520 | Privé | 1987 | 23 |
| | | | | | | | | 1988 | 24 |
| **193,937** | **229,774** | **202,220** | **253,721** | **272,140** | **232,632** | **3,321,136** | **Total, par air** | **1987** | 25 |
| | | | | | | | | **1988** | 26 |
| | | | | | | | **Par mer:** | | |
| 85,472 | 90,567 | 43,422 | 595 | - | 7 | 254,040 | Commercial | 1987 | 27 |
| | | | | | | | | 1988 | 28 |
| 37,878 | 27,537 | 10,974 | 3,631 | 389 | 190 | 106,595 | Privé | 1987 | 29 |
| | | | | | | | | 1988 | 30 |
| **123,350** | **118,104** | **54,396** | **4,226** | **389** | **197** | **360,635** | **Total, par mer** | **1987** | 31 |
| | | | | | | | | **1988** | 32 |
| **5,147,932** | **5,373,790** | **3,805,524** | **3,696,296** | **3,230,858** | **3,144,717** | **44,693,160** | **Total** | **1987** | 33 |
| | | | | | | | | **1988** | 34 |
| Rentrée des pays autres que les États-Unis(2) | | | | | | | | | |
| | | | | | | | **Par terre (via les États-Unis):** | | |
| 296 | 403 | 424 | 218 | 132 | 102 | 2,663 | 1987 | | 35 |
| | | | | | | | 1988 | | 36 |
| | | | | | | | **Par air:** | | |
| 180,580 | 258,725 | 195,846 | 170,341 | 137,873 | 123,927 | 2,318,315 | Rentrée directe | 1987 | 37 |
| | | | | | | | | 1988 | 38 |
| 18,067 | 26,409 | 18,972 | 19,661 | 23,171 | 24,373 | 315,584 | Rentrée via les États-Unis | 1987 | 39 |
| | | | | | | | | 1988 | 40 |
| **198,647** | **285,134** | **214,818** | **190,002** | **161,044** | **148,300** | **2,633,899** | **Total, par air** | **1987** | 41 |
| | | | | | | | | **1988** | 42 |
| | | | | | | | **Par mer:** | | |
| 2,942 | 2,453 | 1,257 | 218 | 11 | 34 | 10,965 | Rentrée directe | 1987 | 43 |
| | | | | | | | | 1988 | 44 |
| 67 | 1 | - | 15 | - | - | 91 | Rentrée via les États-Unis | 1987 | 45 |
| | | | | | | | | 1988 | 46 |
| **3,009** | **2,454** | **1,257** | **233** | **11** | **34** | **11,056** | **Total, par mer** | **1987** | 47 |
| | | | | | | | | **1988** | 48 |
| **201,952** | **287,991** | **216,499** | **190,453** | **161,187** | **148,436** | **2,647,618** | **Total** | **1987** | 49 |
| | | | | | | | | **1988** | 50 |
| **5,349,884** | **5,661,781** | **4,022,023** | **3,886,749** | **3,392,045** | **3,293,153** | **47,340,778** | **Total global** | **1987** | 51 |
| | | | | | | | | **1988** | 52 |

(1) États-Unis continentaux, Alaska et Hawaï.
(2) Comprend Porto-Rico et les autres protections des États-Unis.

**Canada** **TABLE 3D. Number of Vehicles Travelling Between Canada and the United States**

| No. | Type of vehicle | | January - Janvier | February - Février | March - Mars | April - Avril | May - Mai | June - Juin | 6 months - mois |
|---|---|---|---|---|---|---|---|---|---|
| | | | United States vehicles | | | | | | |
| | **Automobile:** | | | | | | | | |
| 1 | Same day | 1987 | 624,840 | 607,620 | 714,175 | 762,746 | 903,508 | 956,528 | 4,569,417 |
| 2 | | 1988 | 664,501 | 575,613 | 716,419 | | | | |
| 3 | One night | 1987 | 35,191 | 38,428 | 43,871 | 48,597 | 71,913 | 92,403 | 330,403 |
| 4 | | 1988 | 40,094 | 35,837 | 43,687 | | | | |
| 5 | Two or more nights | 1987 | 77,047 | 96,306 | 106,195 | 138,751 | 259,501 | 333,391 | 1,011,191 |
| 6 | | 1988 | 81,460 | 98,715 | 106,908 | | | | |
| 7 | **Total** | **1987** | **737,078** | **742,354** | **864,241** | **950,094** | **1,234,922** | **1,382,322** | **5,911,011** |
| 8 | | **1988** | **786,055** | **710,165** | **867,014** | | | | |
| 9 | Trucks used commercially | 1987 | 105,532 | 109,445 | 121,506 | 118,688 | 117,519 | 122,385 | 695,075 |
| 10 | | 1988 | 108,802 | 118,130 | 127,057 | | | | |
| 11 | Other vehicles | 1987 | 1,887 | 3,266 | 2,212 | 2,968 | 6,071 | 9,551 | 25,955 |
| 12 | | 1988 | 2,954 | 3,972 | 2,441 | | | | |
| 13 | **Total** | **1987** | **844,497** | **855,065** | **987,959** | **1,071,750** | **1,358,512** | **1,514,258** | **6,632,041** |
| 14 | | **1988** | **897,811** | **832,267** | **996,512** | | | | |
| | | | Canadian vehicles | | | | | | |
| | **Automobile:** | | | | | | | | |
| 15 | Same day | 1987 | 946,394 | 980,844 | 1,204,621 | 1,305,282 | 1,396,086 | 1,397,659 | 7,230,886 |
| 16 | | 1988 | 1,172,809 | 1,086,530 | 1,367,690 | | | | |
| 17 | One night | 1987 | 32,883 | 31,777 | 41,177 | 42,379 | 53,645 | 62,234 | 264,095 |
| 18 | | 1988 | 37,836 | 33,385 | 41,122 | | | | |
| 19 | Two or more nights | 1987 | 123,228 | 112,236 | 206,132 | 234,819 | 220,647 | 208,364 | 1,105,426 |
| 20 | | 1988 | 137,154 | 124,362 | 211,270 | | | | |
| 21 | **Total** | **1987** | **1,102,505** | **1,124,857** | **1,451,930** | **1,582,480** | **1,670,378** | **1,668,257** | **8,600,407** |
| 22 | | **1988** | **1,347,799** | **1,244,277** | **1,620,082** | | | | |
| 23 | Trucks used commercially | 1987 | 169,688 | 170,418 | 186,974 | 183,456 | 182,300 | 188,948 | 1,081,784 |
| 24 | | 1988 | 168,610 | 181,983 | 206,571 | | | | |
| 25 | Other vehicles | 1987 | 1,366 | 2,622 | 4,585 | 11,484 | 17,757 | 23,349 | 61,163 |
| 26 | | 1988 | 1,360 | 2,238 | 2,778 | | | | |
| 27 | **Total** | **1987** | **1,273,559** | **1,297,897** | **1,643,489** | **1,777,420** | **1,870,435** | **1,880,554** | **9,743,354** |
| 28 | | **1988** | **1,517,769** | **1,428,498** | **1,829,431** | | | | |
| | | | Total vehicles | | | | | | |
| | **Automobile:** | | | | | | | | |
| 29 | Same day | 1987 | 1,571,234 | 1,588,464 | 1,918,796 | 2,068,028 | 2,299,594 | 2,354,187 | 11,800,303 |
| 30 | | 1988 | 1,837,310 | 1,662,143 | 2,084,109 | | | | |
| 31 | One night | 1987 | 68,074 | 70,205 | 85,048 | 90,976 | 125,558 | 154,637 | 594,498 |
| 32 | | 1988 | 77,930 | 69,222 | 84,809 | | | | |
| 33 | Two or more nights | 1987 | 200,275 | 208,542 | 312,327 | 373,570 | 480,148 | 541,755 | 2,116,617 |
| 34 | | 1988 | 218,614 | 223,077 | 318,178 | | | | |
| 35 | **Total** | **1987** | **1,839,583** | **1,867,211** | **2,316,171** | **2,532,574** | **2,905,300** | **3,050,579** | **14,511,418** |
| 36 | | **1988** | **2,133,854** | **1,954,442** | **2,487,096** | | | | |
| 37 | Trucks used commercially | 1987 | 275,220 | 279,863 | 308,480 | 302,144 | 299,819 | 311,333 | 1,776,859 |
| 38 | | 1988 | 277,412 | 300,113 | 333,628 | | | | |
| 39 | Other vehicles | 1987 | 3,253 | 5,888 | 6,797 | 14,452 | 23,828 | 32,900 | 87,118 |
| 40 | | 1988 | 4,314 | 6,210 | 5,219 | | | | |
| 41 | **Total** | **1987** | **2,118,056** | **2,152,962** | **2,631,448** | **2,849,170** | **3,228,947** | **3,394,812** | **16,375,395** |
| 42 | | **1988** | **2,415,580** | **2,260,765** | **2,825,943** | | | | |

**TABLEAU 3D. Nombre de véhicules voyageant entre le Canada et les États-Unis** **Canada**

| July - Juillet | August - Août | September - Septembre | October - Octobre | November - Novembre | December - Décembre | Year - Année | Genre de véhicule | | No |
|---|---|---|---|---|---|---|---|---|---|
| | | | | Véhicules des États-Unis | | | | | |
| | | | | | | | **Automobile:** | | |
| 1,197,943 | 1,200,190 | 878,300 | 790,793 | 726,440 | 702,625 | 10,065,708 | Même jour | 1987 | 1 |
| | | | | | | | | 1988 | 2 |
| 137,353 | 130,973 | 82,699 | 67,199 | 46,710 | 46,353 | 841,690 | Une nuit | 1987 | 3 |
| | | | | | | | | 1988 | 4 |
| 531,703 | 514,334 | 322,385 | 193,512 | 110,394 | 112,677 | 2,796,196 | Deux nuits ou plus | 1987 | 5 |
| | | | | | | | | 1988 | 6 |
| **1,866,999** | **1,845,497** | **1,283,384** | **1,051,504** | **883,544** | **861,655** | **13,703,594** | **Total** | **1987** | 7 |
| | | | | | | | | **1988** | 8 |
| 108,581 | 111,765 | 119,669 | 128,279 | 115,657 | 107,290 | 1,386,316 | Camions commerciaux | 1987 | 9 |
| | | | | | | | | 1988 | 10 |
| 17,212 | 14,842 | 6,665 | 2,740 | 721 | 619 | 68,754 | Autres véhicules | 1987 | 11 |
| | | | | | | | | 1988 | 12 |
| **1,992,792** | **1,972,104** | **1,409,718** | **1,182,523** | **999,922** | **969,564** | **15,158,664** | **Total** | **1987** | 13 |
| | | | | | | | | **1988** | 14 |
| | | | | Véhicules du Canada | | | | | |
| | | | | | | | **Automobile:** | | |
| 1,557,149 | 1,564,024 | 1,324,236 | 1,343,823 | 1,244,712 | 1,228,449 | 15,493,279 | Même jour | 1987 | 15 |
| | | | | | | | | 1988 | 16 |
| 86,370 | 91,951 | 61,682 | 54,000 | 44,344 | 40,678 | 643,120 | Une nuit | 1987 | 17 |
| | | | | | | | | 1988 | 18 |
| 414,251 | 466,031 | 262,892 | 219,085 | 153,148 | 131,426 | 2,752,259 | Deux nuits ou plus | 1987 | 19 |
| | | | | | | | | 1988 | 20 |
| **2,057,770** | **2,122,006** | **1,648,810** | **1,616,908** | **1,442,204** | **1,400,553** | **18,888,658** | **Total** | **1987** | 21 |
| | | | | | | | | **1988** | 22 |
| 171,963 | 174,897 | 188,300 | 194,552 | 177,704 | 173,068 | 2,162,268 | Camions commerciaux | 1987 | 23 |
| | | | | | | | | 1988 | 24 |
| 29,201 | 26,622 | 13,962 | 6,196 | 2,015 | 795 | 139,954 | Autres véhicules | 1987 | 25 |
| | | | | | | | | 1988 | 26 |
| **2,258,934** | **2,323,525** | **1,851,072** | **1,817,656** | **1,621,923** | **1,574,416** | **21,190,880** | **Total** | **1987** | 27 |
| | | | | | | | | **1988** | 28 |
| | | | | Total, véhicules | | | | | |
| | | | | | | | **Automobile:** | | |
| 2,755,092 | 2,764,214 | 2,202,536 | 2,134,616 | 1,971,152 | 1,931,074 | 25,558,987 | Même jour | 1987 | 29 |
| | | | | | | | | 1988 | 30 |
| 223,723 | 222,924 | 144,381 | 121,199 | 91,054 | 87,031 | 1,484,810 | Une nuit | 1987 | 31 |
| | | | | | | | | 1988 | 32 |
| 945,954 | 980,365 | 585,277 | 412,597 | 263,542 | 244,103 | 5,548,455 | Deux nuits ou plus | 1987 | 33 |
| | | | | | | | | 1988 | 34 |
| **3,924,769** | **3,967,503** | **2,932,194** | **2,668,412** | **2,325,748** | **2,262,208** | **32,592,252** | **Total** | **1987** | 35 |
| | | | | | | | | **1988** | 36 |
| 280,544 | 286,662 | 307,969 | 322,831 | 293,361 | 280,358 | 3,548,584 | Camions commerciaux | 1987 | 37 |
| | | | | | | | | 1988 | 38 |
| 46,413 | 41,464 | 20,627 | 8,936 | 2,736 | 1,414 | 208,708 | Autres véhicules | 1987 | 39 |
| | | | | | | | | 1988 | 40 |
| **4,251,726** | **4,295,629** | **3,260,790** | **3,000,179** | **2,621,845** | **2,543,980** | **36,349,544** | **Total** | **1987** | 41 |
| | | | | | | | | **1988** | 42 |

# Section 2

## Province of Entry Detail

# Section 2

## Détails par province d'entrée

**Newfoundland** **TABLE 4A. Non-resident Travellers Entering Canada by Type of Transportation**

| No. | Type of transportation | | January - Janvier | February - Février | March - Mars | April - Avril | May - Mai | June - Juin | 6 months - mois |
|---|---|---|---|---|---|---|---|---|---|
| | | | Residents of the United States | | | | | | |
| | **Land:** | | | | | | | | |
| 1 | Automobile | 1987 | - | - | - | - | - | - | - |
| 2 | | 1988 | - | - | - | | | | |
| 3 | Same day | 1987 | - | - | - | - | - | - | - |
| 4 | | 1988 | - | - | - | | | | |
| 5 | One night | 1987 | - | - | - | - | - | - | - |
| 6 | | 1988 | - | - | - | | | | |
| 7 | Two or more nights | 1987 | - | - | - | - | - | - | - |
| 8 | | 1988 | - | - | - | | | | |
| 9 | Bus | 1987 | - | - | - | - | - | - | - |
| 10 | | 1988 | - | - | - | | | | |
| 11 | Same day | 1987 | - | - | - | - | - | - | - |
| 12 | | 1988 | - | - | - | | | | |
| 13 | One or more nights | 1987 | - | - | - | - | - | - | - |
| 14 | | 1988 | - | - | - | | | | |
| 15 | Rail | 1987 | - | - | - | - | - | - | - |
| 16 | | 1988 | - | - | - | | | | |
| 17 | Other methods | 1987 | - | - | - | - | - | - | - |
| 18 | | 1988 | - | - | - | | | | |
| 19 | **Total land** | **1987** | - | - | - | - | - | - | - |
| 20 | | **1988** | - | - | - | | | | |
| | **Air:** | | | | | | | | |
| 21 | Commercial | 1987 | 70 | 702 | 596 | 910 | 1,031 | 801 | 4,110 |
| 22 | | 1988 | 825 | 708 | 744 | | | | |
| 23 | Private | 1987 | 28 | 16 | 72 | 95 | 109 | 99 | 419 |
| 24 | | 1988 | 22 | 59 | 48 | | | | |
| 25 | **Total air** | **1987** | **98** | **718** | **668** | **1,005** | **1,140** | **900** | **4,529** |
| 26 | | **1988** | **847** | **767** | **792** | | | | |
| | **Marine:** | | | | | | | | |
| 27 | Commercial | 1987 | - | - | - | - | 5 | 44 | 49 |
| 28 | | 1988 | - | - | - | | | | |
| 29 | Private | 1987 | - | - | - | - | - | 2 | 2 |
| 30 | | 1988 | - | - | - | | | | |
| 31 | **Total marine** | **1987** | - | - | - | - | **5** | **46** | **51** |
| 32 | | **1988** | - | - | - | | | | |
| 33 | **Total** | **1987** | **98** | **718** | **668** | **1,005** | **1,145** | **946** | **4,580** |
| 34 | | **1988** | **847** | **767** | **792** | | | | |
| | | | Residents of countries other than the United States | | | | | | |
| | **Land(via the U.S.A.):** | | | | | | | | |
| 35 | Same day | 1987 | - | - | - | - | - | - | - |
| 36 | | 1988 | - | - | - | | | | |
| 37 | One or more nights | 1987 | - | - | - | - | - | - | - |
| 38 | | 1988 | - | - | - | | | | |
| 39 | **Total land** | **1987** | - | - | - | - | - | - | - |
| 40 | | **1988** | - | - | - | | | | |
| | **Air:** | | | | | | | | |
| 41 | Entering direct | 1987 | 472 | 360 | 439 | 501 | 484 | 822 | 3,078 |
| 42 | | 1988 | 463 | 339 | 357 | | | | |
| 43 | Entering via the U.S.A. | 1987 | 22 | 17 | 8 | 9 | 30 | 310 | 396 |
| 44 | | 1988 | 230 | 14 | 67 | | | | |
| 45 | **Total air** | **1987** | **494** | **377** | **447** | **510** | **514** | **1,132** | **3,474** |
| 46 | | **1988** | **693** | **353** | **424** | | | | |
| | **Marine:** | | | | | | | | |
| 47 | Entering direct | 1987 | 111 | 74 | 170 | 249 | 189 | 551 | 1,344 |
| 48 | | 1988 | 97 | 212 | 193 | | | | |
| 49 | Entering via the U.S.A. | 1987 | - | - | 1 | - | - | 5 | 6 |
| 50 | | 1988 | - | - | - | | | | |
| 51 | **Total marine** | **1987** | **111** | **74** | **171** | **249** | **189** | **556** | **1,350** |
| 52 | | **1988** | **97** | **212** | **193** | | | | |
| 53 | **Total** | **1987** | **605** | **451** | **618** | **759** | **703** | **1,688** | **4,824** |
| 54 | | **1988** | **790** | **565** | **617** | | | | |
| 55 | **Grand total** | **1987** | **703** | **1,169** | **1,286** | **1,764** | **1,848** | **2,634** | **9,404** |
| 56 | | **1988** | **1,637** | **1,332** | **1,409** | | | | |

**TABLEAU 4A. Voyageurs non résidents entrant au Canada, selon le moyen de transport** **Terre-Neuve**

| July - Juillet | August - Août | September - Septembre | October - Octobre | November - Novembre | December - Décembre | Year - Année | Moyen de transport | | No |
|---|---|---|---|---|---|---|---|---|---|
| | | | | Résidents des États-Unis | | | | | |
| | | | | | | | **Par terre:** | | |
| - | - | - | - | - | - | - | Automobile | 1987 | 1 |
| | | | | | | | | 1988 | 2 |
| - | - | - | - | - | - | - | Même jour | 1987 | 3 |
| | | | | | | | | 1988 | 4 |
| - | - | - | - | - | - | - | Une nuit | 1987 | 5 |
| | | | | | | | | 1988 | 6 |
| - | - | - | - | - | - | - | Deux nuits ou plus | 1987 | 7 |
| | | | | | | | | 1988 | 8 |
| - | - | - | - | - | - | - | Autocar | 1987 | 9 |
| | | | | | | | | 1988 | 10 |
| - | - | - | - | - | - | - | Même jour | 1987 | 11 |
| | | | | | | | | 1988 | 12 |
| - | - | - | - | - | - | - | Une nuit ou plus | 1987 | 13 |
| | | | | | | | | 1988 | 14 |
| - | - | - | - | - | - | - | Chemin de fer | 1987 | 15 |
| | | | | | | | | 1988 | 16 |
| - | - | - | - | - | - | - | Autres moyens | 1987 | 17 |
| | | | | | | | | 1988 | 18 |
| - | - | - | - | - | - | - | **Total, par terre** | **1987** | 19 |
| | | | | | | | | **1988** | 20 |
| | | | | | | | **Par air:** | | |
| 999 | 566 | 780 | 780 | 619 | 640 | 8,494 | Commercial | 1987 | 21 |
| | | | | | | | | 1988 | 22 |
| 147 | 118 | 122 | 152 | 100 | 60 | 1,118 | Privé | 1987 | 23 |
| | | | | | | | | 1988 | 24 |
| **1,146** | **684** | **902** | **932** | **719** | **700** | **9,612** | **Total, par air** | **1987** | 25 |
| | | | | | | | | **1988** | 26 |
| | | | | | | | **Par mer:** | | |
| 243 | 396 | 649 | 490 | - | - | 1,827 | Commercial | 1987 | 27 |
| | | | | | | | | 1988 | 28 |
| 73 | 12 | 3 | - | - | - | 90 | Privé | 1987 | 29 |
| | | | | | | | | 1988 | 30 |
| **316** | **408** | **652** | **490** | **-** | **-** | **1,917** | **Total, par mer** | **1987** | 31 |
| | | | | | | | | **1988** | 32 |
| **1,462** | **1,092** | **1,554** | **1,422** | **719** | **700** | **11,529** | **Total** | **1987** | 33 |
| | | | | | | | | **1988** | 34 |
| | | | | Résidents des pays autres que les États-Unis | | | | | |
| | | | | | | | **Par terre (via les États-Unis):** | | |
| - | - | - | - | - | - | - | Même jour | 1987 | 35 |
| | | | | | | | | 1988 | 36 |
| - | - | - | - | - | - | - | Une nuit ou plus | 1987 | 37 |
| | | | | | | | | 1988 | 38 |
| - | - | - | - | - | - | - | **Total, par terre** | **1987** | 39 |
| | | | | | | | | **1988** | 40 |
| | | | | | | | **Par air:** | | |
| 1,028 | 1,117 | 797 | 246 | 625 | 379 | 7,270 | Entrée directe | 1987 | 41 |
| | | | | | | | | 1988 | 42 |
| 28 | 38 | 42 | 47 | 54 | 46 | 651 | Entrée via les États-Unis | 1987 | 43 |
| | | | | | | | | 1988 | 44 |
| **1,056** | **1,155** | **839** | **293** | **679** | **425** | **7,921** | **Total, par air** | **1987** | 45 |
| | | | | | | | | **1988** | 46 |
| | | | | | | | **Par mer:** | | |
| 237 | 373 | 365 | 384 | 78 | 120 | 2,901 | Entrée directe | 1987 | 47 |
| | | | | | | | | 1988 | 48 |
| - | 3 | - | - | - | - | 9 | Entrée via les États-Unis | 1987 | 49 |
| | | | | | | | | 1988 | 50 |
| **237** | **376** | **365** | **384** | **78** | **120** | **2,910** | **Total, par mer** | **1987** | 51 |
| | | | | | | | | **1988** | 52 |
| **1,293** | **1,531** | **1,204** | **677** | **757** | **545** | **10,831** | **Total** | **1987** | 53 |
| | | | | | | | | **1988** | 54 |
| **2,755** | **2,623** | **2,758** | **2,099** | **1,476** | **1,245** | **22,360** | **Total global** | **1987** | 55 |
| | | | | | | | | **1988** | 56 |

**Newfoundland** **TABLE 4B. Non-resident Travellers Entering Canada by Country of Residence(1)**

| No. | Country of residence | | January - Janvier | February - Février | March - Mars | April - Avril | May - Mai | June - Juin | 6 months - mois |
|---|---|---|---|---|---|---|---|---|---|
| | **Europe:** | | | | | | | | |
| 1 | Austria | 1987 | 2 | - | - | - | 2 | - | 4 |
| 2 | | 1988 | 9 | - | - | | | | |
| 3 | Belgium | 1987 | - | 2 | - | 1 | 3 | - | 6 |
| 4 | | 1988 | 3 | 3 | 3 | | | | |
| 5 | Bulgaria | 1987 | - | - | - | - | - | - | - |
| 6 | | 1988 | - | - | - | | | | |
| 7 | Czechoslovakia | 1987 | - | - | - | 1 | - | - | 1 |
| 8 | | 1988 | - | - | - | | | | |
| 9 | Denmark | 1987 | 10 | 2 | 1 | 1 | 7 | 10 | 31 |
| 10 | | 1988 | 12 | 1 | 9 | | | | |
| 11 | Finland | 1987 | - | - | 1 | - | - | 2 | 3 |
| 12 | | 1988 | - | 30 | - | | | | |
| 13 | France | 1987 | 6 | 44 | 31 | 11 | 19 | 19 | 130 |
| 14 | | 1988 | 15 | 18 | 35 | | | | |
| 15 | Germany (Federal Republic) | 1987 | 54 | 44 | 12 | 10 | 34 | 31 | 185 |
| 16 | | 1988 | 269 | 24 | 12 | | | | |
| 17 | Greece | 1987 | - | - | - | - | - | 4 | 4 |
| 18 | | 1988 | 10 | - | 2 | | | | |
| 19 | Hungary | 1987 | 4 | 1 | - | 1 | - | - | 6 |
| 20 | | 1988 | 2 | - | 1 | | | | |
| 21 | Iceland | 1987 | - | - | - | - | 2 | 4 | 6 |
| 22 | | 1988 | - | - | - | | | | |
| 23 | Ireland (Republic) | 1987 | 5 | 4 | 6 | 6 | 6 | 8 | 35 |
| 24 | | 1988 | 3 | - | 6 | | | | |
| 25 | Italy | 1987 | 60 | 18 | - | - | 13 | 14 | 105 |
| 26 | | 1988 | 4 | 39 | 1 | | | | |
| 27 | Malta | 1987 | - | - | - | - | - | - | - |
| 28 | | 1988 | - | - | - | | | | |
| 29 | Netherlands, The | 1987 | 1 | 4 | 2 | 8 | - | 249 | 264 |
| 30 | | 1988 | 12 | 3 | 2 | | | | |
| 31 | Norway | 1987 | 1 | 5 | 11 | 3 | 6 | 5 | 31 |
| 32 | | 1988 | 2 | 8 | 6 | | | | |
| 33 | Poland | 1987 | 2 | 10 | - | 1 | - | - | 13 |
| 34 | | 1988 | - | 10 | 2 | | | | |
| 35 | Portugal | 1987 | - | 1 | - | 5 | 3 | 259 | 268 |
| 36 | | 1988 | - | - | 1 | | | | |
| 37 | Rumania | 1987 | - | 1 | - | - | - | - | 1 |
| 38 | | 1988 | - | - | - | | | | |
| 39 | Spain | 1987 | 2 | 1 | - | - | - | 7 | 10 |
| 40 | | 1988 | 4 | 4 | 3 | | | | |
| 41 | Sweden | 1987 | 3 | 1 | 2 | - | 6 | 9 | 21 |
| 42 | | 1988 | 8 | - | 9 | | | | |
| 43 | Switzerland | 1987 | - | - | - | - | 3 | 8 | 11 |
| 44 | | 1988 | 5 | - | - | | | | |
| 45 | Turkey | 1987 | - | - | - | - | 1 | - | 1 |
| 46 | | 1988 | - | - | - | | | | |
| 47 | United Kingdom | 1987 | 45 | 35 | 32 | 71 | 103 | 247 | 533 |
| 48 | | 1988 | 58 | 39 | 77 | | | | |
| 49 | U.S.S.R. | 1987 | 198 | 36 | 314 | 170 | 173 | 165 | 1,056 |
| 50 | | 1988 | 4 | 10 | - | | | | |
| 51 | Yugoslavia | 1987 | - | - | - | - | - | 1 | 1 |
| 52 | | 1988 | - | - | - | | | | |
| 53 | Other | 1987 | 12 | 68 | - | - | - | 1 | 81 |
| 54 | | 1988 | 89 | 18 | 1 | | | | |
| 55 | **Total** | **1987** | **405** | **277** | **412** | **289** | **381** | **1,043** | **2,807** |
| 56 | | **1988** | **509** | **207** | **170** | | | | |
| | **Africa:** | | | | | | | | |
| 57 | Algeria | 1987 | - | - | - | - | - | - | - |
| 58 | | 1988 | - | - | - | | | | |
| 59 | Egypt | 1987 | 1 | - | - | - | - | 1 | 2 |
| 60 | | 1988 | - | - | - | | | | |
| 61 | Nigeria | 1987 | - | - | - | - | - | - | - |
| 62 | | 1988 | - | - | - | | | | |
| 63 | South Africa | 1987 | - | - | 2 | 7 | 4 | 3 | 16 |
| 64 | | 1988 | 1 | - | 2 | | | | |
| 65 | Other | 1987 | - | - | 2 | 2 | 1 | 3 | 8 |
| 66 | | 1988 | 7 | 1 | 7 | | | | |
| 67 | **Total** | **1987** | **1** | **-** | **4** | **9** | **5** | **7** | **26** |
| 68 | | **1988** | **8** | **1** | **9** | | | | |
| | **Asia:** | | | | | | | | |
| 69 | China | 1987 | - | - | - | - | - | - | - |
| 70 | | 1988 | - | - | - | | | | |
| 71 | Hong Kong | 1987 | - | - | - | - | - | - | - |
| 72 | | 1988 | - | - | - | | | | |
| 73 | India | 1987 | 8 | - | - | 2 | 2 | 7 | 19 |
| 74 | | 1988 | 3 | 1 | 1 | | | | |
| 75 | Iran | 1987 | - | - | - | - | - | - | - |
| 76 | | 1988 | - | - | - | | | | |

See footnote(s) at end of table.

**TABLEAU 4B. Voyageurs non résidents entrant au Canada, selon le pays de résidence(1)** **Terre-Neuve**

| July - Juillet | August - Août | September - Septembre | October - Octobre | November - Novembre | December - Décembre | Year - Année | Pays de résidence | | No |
|---|---|---|---|---|---|---|---|---|---|
| | | | | | | | **Europe:** | | |
| 9 | - | - | 3 | 3 | 2 | 21 | Autriche | 1987 | 1 |
| | | | | | | | | 1988 | 2 |
| 1 | 3 | 1 | 3 | 3 | 1 | 18 | Belgique | 1987 | 3 |
| | | | | | | | | 1988 | 4 |
| - | 1 | - | - | 6 | - | 7 | Bulgarie | 1987 | 5 |
| | | | | | | | | 1988 | 6 |
| 1 | 9 | - | - | 2 | - | 13 | Tchècoslovaquie | 1987 | 7 |
| | | | | | | | | 1988 | 8 |
| 10 | 4 | 19 | 2 | 4 | 1 | 71 | Danemark | 1987 | 9 |
| | | | | | | | | 1988 | 10 |
| - | 1 | - | - | - | - | 4 | Finlande | 1987 | 11 |
| | | | | | | | | 1988 | 12 |
| 146 | 30 | 15 | 12 | 51 | 1 | 385 | France | 1987 | 13 |
| | | | | | | | | 1988 | 14 |
| 29 | 157 | 6 | 59 | 135 | 9 | 580 | Allemagne (République fédérale) | 1987 | 15 |
| | | | | | | | | 1988 | 16 |
| 5 | 3 | 1 | - | - | - | 13 | Grèce | 1987 | 17 |
| | | | | | | | | 1988 | 18 |
| - | - | - | - | - | - | 6 | Hongrie | 1987 | 19 |
| | | | | | | | | 1988 | 20 |
| 3 | - | 4 | - | 2 | 26 | 41 | Islande | 1987 | 21 |
| | | | | | | | | 1988 | 22 |
| 24 | 14 | 13 | 15 | 1 | 6 | 108 | Irlande (République d') | 1987 | 23 |
| | | | | | | | | 1988 | 24 |
| 7 | 3 | 5 | 2 | 146 | 6 | 274 | Italie | 1987 | 25 |
| | | | | | | | | 1988 | 26 |
| - | - | - | - | - | - | - | Malte | 1987 | 27 |
| | | | | | | | | 1988 | 28 |
| 146 | 258 | 256 | 22 | 3 | 3 | 952 | Pays-Bas | 1987 | 29 |
| | | | | | | | | 1988 | 30 |
| 10 | 2 | 13 | 1 | 3 | 8 | 68 | Norvège | 1987 | 31 |
| | | | | | | | | 1988 | 32 |
| - | 1 | - | - | 12 | - | 26 | Pologne | 1987 | 33 |
| | | | | | | | | 1988 | 34 |
| 2 | 4 | 2 | - | - | - | 276 | Portugal | 1987 | 35 |
| | | | | | | | | 1988 | 36 |
| - | - | - | - | - | - | 1 | Roumanie | 1987 | 37 |
| | | | | | | | | 1988 | 38 |
| 6 | 13 | 7 | 9 | 7 | 2 | 54 | Espagne | 1987 | 39 |
| | | | | | | | | 1988 | 40 |
| 17 | 7 | 14 | 5 | 1 | 1 | 66 | Suède | 1987 | 41 |
| | | | | | | | | 1988 | 42 |
| 21 | 11 | - | 5 | - | - | 48 | Suisse | 1987 | 43 |
| | | | | | | | | 1988 | 44 |
| - | - | - | - | - | - | 1 | Turquie | 1987 | 45 |
| | | | | | | | | 1988 | 46 |
| 329 | 216 | 212 | 55 | 70 | 56 | 1,471 | Royaume-Uni | 1987 | 47 |
| | | | | | | | | 1988 | 48 |
| 159 | 154 | - | - | 4 | 185 | 1,558 | U.R.S.S. | 1987 | 49 |
| | | | | | | | | 1988 | 50 |
| 1 | 1 | - | - | - | 1 | 4 | Yougoslavie | 1987 | 51 |
| | | | | | | | | 1988 | 52 |
| - | - | 90 | 2 | 31 | - | 204 | Autres | 1987 | 53 |
| | | | | | | | | 1988 | 54 |
| **926** | **892** | **658** | **195** | **484** | **308** | **6,270** | **Total** | **1987** | 55 |
| | | | | | | | | **1988** | 56 |
| | | | | | | | **Afrique:** | | |
| - | - | - | - | - | - | - | Algérie | 1987 | 57 |
| | | | | | | | | 1988 | 58 |
| - | - | - | - | 6 | - | 8 | Égypte | 1987 | 59 |
| | | | | | | | | 1988 | 60 |
| - | - | - | 1 | - | - | 1 | Nigeria | 1987 | 61 |
| | | | | | | | | 1988 | 62 |
| 5 | 3 | 9 | - | - | 4 | 37 | Afrique du Sud | 1987 | 63 |
| | | | | | | | | 1988 | 64 |
| - | 1 | 3 | 1 | 6 | 2 | 21 | Autres | 1987 | 65 |
| | | | | | | | | 1988 | 66 |
| **5** | **4** | **12** | **2** | **12** | **6** | **67** | **Total** | **1987** | 67 |
| | | | | | | | | **1988** | 68 |
| | | | | | | | **Asie:** | | |
| - | 1 | - | - | - | - | 1 | Chine | 1987 | 69 |
| | | | | | | | | 1988 | 70 |
| 1 | - | - | - | - | 1 | 2 | Hong-Kong | 1987 | 71 |
| | | | | | | | | 1988 | 72 |
| 1 | 2 | 6 | - | - | - | 28 | Inde | 1987 | 73 |
| | | | | | | | | 1988 | 74 |
| - | - | - | 1 | - | - | 1 | Iran | 1987 | 75 |
| | | | | | | | | 1988 | 76 |

Voir renvoi(s) à la fin du tableau.

**Newfoundland** **TABLE 4B. Non-resident Travellers Entering Canada by Country of Residence(1) – Concluded**

| No. | Country of residence | | January – Janvier | February – Février | March – Mars | April – Avril | May – Mai | June – Juin | 6 months – mois |
|---|---|---|---|---|---|---|---|---|---|
| | **Asia – Concluded:** | | | | | | | | |
| 1 | Israel | 1987 | - | - | - | - | 1 | - | 1 |
| 2 | | 1988 | - | 2 | - | | | | |
| 3 | Japan | 1987 | - | - | - | - | 4 | 5 | 9 |
| 4 | | 1988 | - | - | - | | | | |
| 5 | Korea, South | 1987 | - | - | - | - | - | - | - |
| 6 | | 1988 | - | - | - | | | | |
| 7 | Lebanon | 1987 | - | - | - | - | - | - | - |
| 8 | | 1988 | - | - | - | | | | |
| 9 | Malaysia | 1987 | 1 | - | - | - | - | - | 1 |
| 10 | | 1988 | - | - | - | | | | |
| 11 | Pakistan | 1987 | 2 | - | - | - | - | - | 2 |
| 12 | | 1988 | - | - | - | | | | |
| 13 | Philippines | 1987 | - | - | - | - | 3 | - | 3 |
| 14 | | 1988 | - | - | - | | | | |
| 15 | Singapore | 1987 | - | - | - | - | - | 1 | 1 |
| 16 | | 1988 | - | - | - | | | | |
| 17 | Taiwan | 1987 | - | - | - | - | - | - | - |
| 18 | | 1988 | - | - | - | | | | |
| 19 | Other | 1987 | 34 | 3 | - | - | 2 | - | 39 |
| 20 | | 1988 | 3 | - | - | | | | |
| 21 | **Total** | **1987** | **45** | **3** | **-** | **2** | **12** | **13** | **75** |
| 22 | | **1988** | **6** | **3** | **1** | | | | |
| | **North America, Central America and Caribbean:** | | | | | | | | |
| 23 | Bahamas | 1987 | - | - | - | - | - | - | - |
| 24 | | 1988 | - | - | - | | | | |
| 25 | Barbados | 1987 | - | - | - | - | - | - | - |
| 26 | | 1988 | - | - | - | | | | |
| 27 | Bermuda | 1987 | - | - | - | - | - | - | - |
| 28 | | 1988 | - | - | - | | | | |
| 29 | Cuba | 1987 | 9 | 89 | 19 | 1 | - | - | 118 |
| 30 | | 1988 | 74 | 50 | 116 | | | | |
| 31 | Dominican Republic | 1987 | - | - | - | - | - | - | - |
| 32 | | 1988 | - | - | - | | | | |
| 33 | Haiti | 1987 | - | - | - | - | - | - | - |
| 34 | | 1988 | - | - | - | | | | |
| 35 | Jamaica | 1987 | - | - | - | - | - | - | - |
| 36 | | 1988 | - | - | - | | | | |
| 37 | Mexico | 1987 | - | - | - | 5 | 3 | - | 8 |
| 38 | | 1988 | 9 | - | - | | | | |
| 39 | St. Pierre and Miquelon | 1987 | 144 | 80 | 175 | 453 | 287 | 599 | 1,738 |
| 40 | | 1988 | 164 | 298 | 317 | | | | |
| 41 | Trinidad and Tobago | 1987 | - | - | - | - | - | - | - |
| 42 | | 1988 | - | - | - | | | | |
| 43 | Other | 1987 | - | 1 | 1 | - | - | 13 | 15 |
| 44 | | 1988 | 10 | - | 2 | | | | |
| 45 | **Total** | **1987** | **153** | **170** | **195** | **459** | **290** | **612** | **1,879** |
| 46 | | **1988** | **257** | **348** | **435** | | | | |
| | **South America:** | | | | | | | | |
| 47 | Argentina | 1987 | - | - | - | - | - | - | - |
| 48 | | 1988 | - | - | - | | | | |
| 49 | Brazil | 1987 | - | - | 1 | - | 1 | - | 2 |
| 50 | | 1988 | - | - | - | | | | |
| 51 | Colombia | 1987 | - | - | - | - | - | - | - |
| 52 | | 1988 | 3 | - | - | | | | |
| 53 | Guyana | 1987 | - | - | - | - | - | - | - |
| 54 | | 1988 | - | - | - | | | | |
| 55 | Venezuela | 1987 | - | - | - | - | 8 | - | 8 |
| 56 | | 1988 | - | - | - | | | | |
| 57 | Other | 1987 | - | - | 5 | - | - | - | 5 |
| 58 | | 1988 | 1 | - | - | | | | |
| 59 | **Total** | **1987** | **-** | **-** | **6** | **-** | **9** | **-** | **15** |
| 60 | | **1988** | **4** | **-** | **-** | | | | |
| | **Oceania and other Ocean Islands:** | | | | | | | | |
| 61 | Australia | 1987 | 1 | 1 | 1 | - | 4 | 10 | 17 |
| 62 | | 1988 | - | 4 | 1 | | | | |
| 63 | New Zealand | 1987 | - | - | - | - | 2 | 3 | 5 |
| 64 | | 1988 | 2 | 2 | 1 | | | | |
| 65 | Other | 1987 | - | - | - | - | - | - | - |
| 66 | | 1988 | 4 | - | - | | | | |
| 67 | **Total** | **1987** | **1** | **1** | **1** | **-** | **6** | **13** | **22** |
| 68 | | **1988** | **6** | **6** | **2** | | | | |
| 69 | **Grand total** | **1987** | **605** | **451** | **618** | **759** | **703** | **1,688** | **4,824** |
| 70 | | **1988** | **790** | **565** | **617** | | | | |

(1) Additional data are available by country on request.

**TABLEAU 4B. Voyageurs non résidents entrant au Canada, selon le pays de résidence(1) – fin** **Terre-Neuve**

| July<br>Juillet | August<br>Août | September<br>Septembre | October<br>Octobre | November<br>Novembre | December<br>Décembre | Year<br>Année | Pays de résidence | | No |
|---|---|---|---|---|---|---|---|---|---|
| | | | | | | | **Asie – fin:** | | |
| 1 | - | - | 1 | - | 1 | 4 | Israël | 1987 | 1 |
| | | | | | | | | 1988 | 2 |
| 2 | - | - | - | - | - | 11 | Japon | 1987 | 3 |
| | | | | | | | | 1988 | 4 |
| - | 1 | - | - | - | - | 1 | Corée du Sud | 1987 | 5 |
| | | | | | | | | 1988 | 6 |
| - | 1 | - | - | - | - | 1 | Liban | 1987 | 7 |
| | | | | | | | | 1988 | 8 |
| - | - | - | - | - | - | 1 | Malaisie | 1987 | 9 |
| | | | | | | | | 1988 | 10 |
| - | - | - | - | - | - | 2 | Pakistan | 1987 | 11 |
| | | | | | | | | 1988 | 12 |
| 2 | - | - | - | - | - | 5 | Philippines | 1987 | 13 |
| | | | | | | | | 1988 | 14 |
| 1 | 4 | - | - | - | 1 | 7 | Singapour | 1987 | 15 |
| | | | | | | | | 1988 | 16 |
| - | - | - | - | - | - | - | Taïwan | 1987 | 17 |
| | | | | | | | | 1988 | 18 |
| 2 | 16 | - | - | 12 | 1 | 70 | Autres | 1987 | 19 |
| | | | | | | | | 1988 | 20 |
| **10** | **25** | **6** | **2** | **12** | **4** | **134** | **Total** | **1987** | 21 |
| | | | | | | | | **1988** | 22 |
| | | | | | | | **Amérique du Nord, Amérique centrale et Antilles:** | | |
| - | - | - | - | - | - | - | Bahamas | 1987 | 23 |
| | | | | | | | | 1988 | 24 |
| - | - | - | - | - | - | - | Barbade | 1987 | 25 |
| | | | | | | | | 1988 | 26 |
| - | 2 | 1 | - | - | - | 3 | Bermudes | 1987 | 27 |
| | | | | | | | | 1988 | 28 |
| - | 97 | - | - | 62 | 1 | 278 | Cuba | 1987 | 29 |
| | | | | | | | | 1988 | 30 |
| - | 1 | - | - | - | - | 1 | Dominicaine (République) | 1987 | 31 |
| | | | | | | | | 1988 | 32 |
| - | - | - | - | - | - | - | Haïti | 1987 | 33 |
| | | | | | | | | 1988 | 34 |
| - | - | 1 | - | - | - | 1 | Jamaïque | 1987 | 35 |
| | | | | | | | | 1988 | 36 |
| 2 | 1 | 4 | - | - | - | 15 | Mexique | 1987 | 37 |
| | | | | | | | | 1988 | 38 |
| 333 | 491 | 492 | 478 | 172 | 220 | 3,924 | St. Pierre-et-Miquelon | 1987 | 39 |
| | | | | | | | | 1988 | 40 |
| - | 1 | - | - | - | - | 1 | Trinité et Tobago | 1987 | 41 |
| | | | | | | | | 1988 | 42 |
| 1 | - | 1 | - | 4 | - | 21 | Autres | 1987 | 43 |
| | | | | | | | | 1988 | 44 |
| **336** | **593** | **499** | **478** | **238** | **221** | **4,244** | **Total** | **1987** | 45 |
| | | | | | | | | **1988** | 46 |
| | | | | | | | **Amérique du Sud:** | | |
| 1 | - | - | - | 1 | - | 2 | Argentine | 1987 | 47 |
| | | | | | | | | 1988 | 48 |
| - | - | 4 | - | - | - | 6 | Brésil | 1987 | 49 |
| | | | | | | | | 1988 | 50 |
| - | 5 | 1 | - | 3 | - | 9 | Colombie | 1987 | 51 |
| | | | | | | | | 1988 | 52 |
| - | - | - | - | - | - | - | Guyane | 1987 | 53 |
| | | | | | | | | 1988 | 54 |
| 5 | 8 | 9 | - | 4 | - | 34 | Venezuela | 1987 | 55 |
| | | | | | | | | 1988 | 56 |
| - | - | 3 | - | - | 6 | 14 | Autres | 1987 | 57 |
| | | | | | | | | 1988 | 58 |
| **6** | **13** | **17** | **-** | **8** | **6** | **65** | **Total** | **1987** | 59 |
| | | | | | | | | **1988** | 60 |
| | | | | | | | **Océanie et autres îles océaniques:** | | |
| 10 | 4 | 11 | - | 3 | - | 45 | Australie | 1987 | 61 |
| | | | | | | | | 1988 | 62 |
| - | - | 1 | - | - | - | 6 | Nouvelle-Zélande | 1987 | 63 |
| | | | | | | | | 1988 | 64 |
| - | - | - | - | - | - | - | Autres | 1987 | 65 |
| | | | | | | | | 1988 | 66 |
| **10** | **4** | **12** | **-** | **3** | **-** | **51** | **Total** | **1987** | 67 |
| | | | | | | | | **1988** | 68 |
| **1,293** | **1,531** | **1,204** | **677** | **757** | **545** | **10,831** | **Total global** | **1987** | 69 |
| | | | | | | | | **1988** | 70 |

(1) D'autres renseignements sont disponibles par pays, sur demande.

**Newfoundland** **TABLE 4C. Resident Travellers Returning to Canada by Type of Transportation**

| No. | Type of transportation | | January - Janvier | February - Février | March - Mars | April - Avril | May - Mai | June - Juin | 6 months - mois |
|---|---|---|---|---|---|---|---|---|---|
| | | | Returning from the United States(1) | | | | | | |
| | **Land:** | | | | | | | | |
| 1 | Automobile | 1987 | - | - | - | - | - | - | - |
| 2 | | 1988 | - | - | - | | | | |
| 3 | Same day | 1987 | - | - | - | - | - | - | - |
| 4 | | 1988 | - | - | - | | | | |
| 5 | One night | 1987 | - | - | - | - | - | - | - |
| 6 | | 1988 | - | - | - | | | | |
| 7 | Two or more nights | 1987 | - | - | - | - | - | - | - |
| 8 | | 1988 | - | - | - | | | | |
| 9 | Bus | 1987 | - | - | - | - | - | - | - |
| 10 | | 1988 | - | - | - | | | | |
| 11 | Same day | 1987 | - | - | - | - | - | - | - |
| 12 | | 1988 | - | - | - | | | | |
| 13 | One or more nights | 1987 | - | - | - | - | - | - | - |
| 14 | | 1988 | - | - | - | | | | |
| 15 | Rail | 1987 | - | - | - | - | - | - | - |
| 16 | | 1988 | - | - | - | | | | |
| 17 | Other methods | 1987 | - | - | - | - | - | - | - |
| 18 | | 1988 | - | - | - | | | | |
| 19 | **Total land** | **1987** | **-** | **-** | **-** | **-** | **-** | **-** | **-** |
| 20 | | **1988** | **-** | **-** | **-** | | | | |
| | **Air:** | | | | | | | | |
| 21 | Commercial | 1987 | - | 1 | 28 | 616 | 1,485 | 23 | 2,153 |
| 22 | | 1988 | 8 | 7 | 150 | | | | |
| 23 | Private | 1987 | - | 1 | 2 | - | - | - | 3 |
| 24 | | 1988 | - | 2 | 2 | | | | |
| 25 | **Total air** | **1987** | **-** | **2** | **30** | **616** | **1,485** | **23** | **2,156** |
| 26 | | **1988** | **8** | **9** | **152** | | | | |
| | **Marine:** | | | | | | | | |
| 27 | Commercial | 1987 | - | - | - | - | - | - | - |
| 28 | | 1988 | - | - | - | | | | |
| 29 | Private | 1987 | - | - | - | - | - | - | - |
| 30 | | 1988 | - | - | - | | | | |
| 31 | **Total marine** | **1987** | **-** | **-** | **-** | **-** | **-** | **-** | **-** |
| 32 | | **1988** | **-** | **-** | **-** | | | | |
| 33 | **Total** | **1987** | **-** | **2** | **30** | **616** | **1,485** | **23** | **2,156** |
| 34 | | **1988** | **8** | **9** | **152** | | | | |
| | | | Returning from countries other than the United States(2) | | | | | | |
| | **Land (Via the U.S.A.):** | | | | | | | | |
| 35 | 1987 | | - | - | - | - | - | - | - |
| 36 | 1988 | | - | - | - | | | | |
| | **Air:** | | | | | | | | |
| 37 | Returning direct | 1987 | 296 | 111 | 153 | 838 | 549 | 579 | 2,526 |
| 38 | | 1988 | 262 | 225 | 127 | | | | |
| 39 | Returning via the U.S.A. | 1987 | 1 | - | - | 5 | 16 | 1 | 23 |
| 40 | | 1988 | 1 | - | - | | | | |
| 41 | **Total air** | **1987** | **297** | **111** | **153** | **843** | **565** | **580** | **2,549** |
| 42 | | **1988** | **263** | **225** | **127** | | | | |
| | **Marine:** | | | | | | | | |
| 43 | Returning direct | 1987 | 53 | 7 | 116 | 167 | 1,567 | 1,775 | 3,685 |
| 44 | | 1988 | 65 | 92 | 182 | | | | |
| 45 | Returning via the U.S.A. | 1987 | - | - | - | - | - | - | - |
| 46 | | 1988 | - | - | - | | | | |
| 47 | **Total marine** | **1987** | **53** | **7** | **116** | **167** | **1,567** | **1,775** | **3,685** |
| 48 | | **1988** | **65** | **92** | **182** | | | | |
| 49 | **Total** | **1987** | **350** | **118** | **269** | **1,010** | **2,132** | **2,355** | **6,234** |
| 50 | | **1988** | **328** | **317** | **309** | | | | |
| 51 | **Grand total** | **1987** | **350** | **120** | **299** | **1,626** | **3,617** | **2,378** | **8,390** |
| 52 | | **1988** | **336** | **326** | **461** | | | | |

(1) Continental United States, Alaska and Hawaii.
(2) Includes Puerto Rico and other U.S. protectorates.

**TABLEAU 4C. Voyageurs résidents revenant au Canada, selon le moyen de transport** **Terre-Neuve**

| July - Juillet | August - Août | September - Septembre | October - Octobre | November - Novembre | December - Décembre | Year - Année | Moyen de transport | | No |
|---|---|---|---|---|---|---|---|---|---|
| Rentrée des États-Unis(1) | | | | | | | | | |
| | | | | | | | **Par terre:** | | |
| - | - | - | - | - | - | - | Automobile | 1987 | 1 |
| - | - | - | - | - | - | - | | 1988 | 2 |
| - | - | - | - | - | - | - | Même jour | 1987 | 3 |
| - | - | - | - | - | - | - | | 1988 | 4 |
| - | - | - | - | - | - | - | Une nuit | 1987 | 5 |
| - | - | - | - | - | - | - | | 1988 | 6 |
| - | - | - | - | - | - | - | Deux nuits ou plus | 1987 | 7 |
| - | - | - | - | - | - | - | | 1988 | 8 |
| - | - | - | - | - | - | - | Autocar | 1987 | 9 |
| - | - | - | - | - | - | - | | 1988 | 10 |
| - | - | - | - | - | - | - | Même jour | 1987 | 11 |
| - | - | - | - | - | - | - | | 1988 | 12 |
| - | - | - | - | - | - | - | Une nuit ou plus | 1987 | 13 |
| - | - | - | - | - | - | - | | 1988 | 14 |
| - | - | - | - | - | - | - | Chemin de fer | 1987 | 15 |
| - | - | - | - | - | - | - | | 1988 | 16 |
| - | - | - | - | - | - | - | Autres moyens | 1987 | 17 |
| - | - | - | - | - | - | - | | 1988 | 18 |
| - | - | - | - | - | - | - | **Total, par terre** | **1987** | 19 |
| - | - | - | - | - | - | - | | **1988** | 20 |
| | | | | | | | **Par air:** | | |
| 23 | 32 | 19 | 8 | 9 | - | 2,244 | Commercial | 1987 | 21 |
| 2 | 3 | 7 | 4 | 7 | - | 26 | | 1988 | 22 |
| | | | | | | | Privé | 1987 | 23 |
| | | | | | | | | 1988 | 24 |
| **25** | **35** | **26** | **12** | **16** | - | **2,270** | **Total, par air** | **1987** | 25 |
| | | | | | | | | **1988** | 26 |
| | | | | | | | **Par mer:** | | |
| - | 1 | - | - | - | - | 1 | Commercial | 1987 | 27 |
| - | - | - | - | - | - | - | | 1988 | 28 |
| | | | | | | | Privé | 1987 | 29 |
| | | | | | | | | 1988 | 30 |
| - | 1 | - | - | - | - | **1** | **Total, par mer** | **1987** | 31 |
| | | | | | | | | **1988** | 32 |
| **25** | **36** | **26** | **12** | **16** | - | **2,271** | **Total** | **1987** | 33 |
| | | | | | | | | **1988** | 34 |
| Rentrée des pays autres que les États-Unis(2) | | | | | | | | | |
| | | | | | | | **Par terre (via les États-Unis):** | | |
| - | - | - | - | - | - | - | 1987 | | 35 |
| | | | | | | | 1988 | | 36 |
| | | | | | | | **Par air:** | | |
| 740 | 966 | 672 | 731 | 291 | 134 | 6,060 | Rentrée directe | 1987 | 37 |
| - | 3 | - | 3 | 4 | - | 33 | | 1988 | 38 |
| | | | | | | | Rentrée via les États-Unis | 1987 | 39 |
| | | | | | | | | 1988 | 40 |
| **740** | **969** | **672** | **734** | **295** | **134** | **6,093** | **Total, par air** | **1987** | 41 |
| | | | | | | | | **1988** | 42 |
| | | | | | | | **Par mer:** | | |
| 2,183 | 2,419 | 918 | 107 | 9 | 34 | 9,355 | Rentrée directe | 1987 | 43 |
| - | - | - | - | - | - | - | | 1988 | 44 |
| | | | | | | | Rentrée via les États-Unis | 1987 | 45 |
| | | | | | | | | 1988 | 46 |
| **2,183** | **2,419** | **918** | **107** | **9** | **34** | **9,355** | **Total, par mer** | **1987** | 47 |
| | | | | | | | | **1988** | 48 |
| **2,923** | **3,388** | **1,590** | **841** | **304** | **168** | **15,448** | **Total** | **1987** | 49 |
| | | | | | | | | **1988** | 50 |
| **2,948** | **3,424** | **1,616** | **853** | **320** | **168** | **17,719** | **Total global** | **1987** | 51 |
| | | | | | | | | **1988** | 52 |

(1) États-Unis continentaux, Alaska et Hawaï.
(2) Comprend Porto-Rico et les autres protections des États-Unis.

**Newfoundland** **TABLE 4D. Number of Vehicles Travelling Between Canada and the United States**

| No. | Type of vehicle | | January - Janvier | February - Février | March - Mars | April - Avril | May - Mai | June - Juin | 6 months - mois |
|---|---|---|---|---|---|---|---|---|---|
| | | | United States vehicles | | | | | | |
| | **Automobile:** | | | | | | | | |
| 1 | Same day | 1987 | - | - | - | - | - | - | - |
| 2 | | 1988 | - | - | - | | | | |
| 3 | One night | 1987 | - | - | - | - | - | - | - |
| 4 | | 1988 | - | - | - | | | | |
| 5 | Two or more nights | 1987 | - | - | - | - | - | - | - |
| 6 | | 1988 | - | - | - | | | | |
| 7 | **Total** | **1987** | - | - | - | - | - | - | - |
| 8 | | **1988** | - | - | - | | | | |
| 9 | Trucks used commercially | 1987 | - | - | - | - | - | - | - |
| 10 | | 1988 | - | - | - | | | | |
| 11 | Other vehicles | 1987 | - | - | - | - | - | - | - |
| 12 | | 1988 | - | - | - | | | | |
| 13 | **Total** | **1987** | - | - | - | - | - | - | - |
| 14 | | **1988** | - | - | - | | | | |
| | | | Canadian vehicles | | | | | | |
| | **Automobile:** | | | | | | | | |
| 15 | Same day | 1987 | - | - | - | - | - | - | - |
| 16 | | 1988 | - | - | - | | | | |
| 17 | One night | 1987 | - | - | - | - | - | - | - |
| 18 | | 1988 | - | - | - | | | | |
| 19 | Two or more nights | 1987 | - | - | - | - | - | - | - |
| 20 | | 1988 | - | - | - | | | | |
| 21 | **Total** | **1987** | - | - | - | - | - | - | - |
| 22 | | **1988** | - | - | - | | | | |
| 23 | Trucks used commercially | 1987 | - | - | - | - | - | - | - |
| 24 | | 1988 | - | - | - | | | | |
| 25 | Other vehicles | 1987 | - | - | - | - | - | - | - |
| 26 | | 1988 | - | - | - | | | | |
| 27 | **Total** | **1987** | - | - | - | - | - | - | - |
| 28 | | **1988** | - | - | - | | | | |
| | | | Total vehicles | | | | | | |
| | **Automobile:** | | | | | | | | |
| 29 | Same day | 1987 | - | - | - | - | - | - | - |
| 30 | | 1988 | - | - | - | | | | |
| 31 | One night | 1987 | - | - | - | - | - | - | - |
| 32 | | 1988 | - | - | - | | | | |
| 33 | Two or more nights | 1987 | - | - | - | - | - | - | - |
| 34 | | 1988 | - | - | - | | | | |
| 35 | **Total** | **1987** | - | - | - | - | - | - | - |
| 36 | | **1988** | - | - | - | | | | |
| 37 | Trucks used commercially | 1987 | - | - | - | - | - | - | - |
| 38 | | 1988 | - | - | - | | | | |
| 39 | Other vehicles | 1987 | - | - | - | - | - | - | - |
| 40 | | 1988 | - | - | - | | | | |
| 41 | **Total** | **1987** | - | - | - | - | - | - | - |
| 42 | | **1988** | - | - | - | | | | |

**TABLEAU 4D. Nombre de véhicules voyageant entre le Canada et les États-Unis** **Terre-Neuve**

| July – Juillet | August – Août | September – Septembre | October – Octobre | November – Novembre | December – Décembre | Year – Année | Genre de véhicule | | No |
|---|---|---|---|---|---|---|---|---|---|
| | | | | Véhicules des États-Unis | | | | | |
| | | | | | | | **Automobile:** | | |
| - | - | - | - | - | - | - | Même jour | 1987 | 1 |
| | | | | | | | | 1988 | 2 |
| - | - | - | - | - | - | - | Une nuit | 1987 | 3 |
| | | | | | | | | 1988 | 4 |
| - | - | - | - | - | - | - | Deux nuits ou plus | 1987 | 5 |
| | | | | | | | | 1988 | 6 |
| - | - | - | - | - | - | - | **Total** | **1987** | 7 |
| | | | | | | | | **1988** | 8 |
| - | - | - | - | - | - | - | Camions commerciaux | 1987 | 9 |
| | | | | | | | | 1988 | 10 |
| - | - | - | - | - | - | - | Autres véhicules | 1987 | 11 |
| | | | | | | | | 1988 | 12 |
| - | - | - | - | - | - | - | **Total** | **1987** | 13 |
| | | | | | | | | **1988** | 14 |
| | | | | Véhicules du Canada | | | | | |
| | | | | | | | **Automobile:** | | |
| - | - | - | - | - | - | - | Même jour | 1987 | 15 |
| | | | | | | | | 1988 | 16 |
| - | - | - | - | - | - | - | Une nuit | 1987 | 17 |
| | | | | | | | | 1988 | 18 |
| - | - | - | - | - | - | - | Deux nuits ou plus | 1987 | 19 |
| | | | | | | | | 1988 | 20 |
| - | - | - | - | - | - | - | **Total** | **1987** | 21 |
| | | | | | | | | **1988** | 22 |
| - | - | - | - | - | - | - | Camions commerciaux | 1987 | 23 |
| | | | | | | | | 1988 | 24 |
| - | - | - | - | - | - | - | Autres véhicules | 1987 | 25 |
| | | | | | | | | 1988 | 26 |
| - | - | - | - | - | - | - | **Total** | **1987** | 27 |
| | | | | | | | | **1988** | 28 |
| | | | | Total, véhicules | | | | | |
| | | | | | | | **Automobile:** | | |
| - | - | - | - | - | - | - | Même jour | 1987 | 29 |
| | | | | | | | | 1988 | 30 |
| - | - | - | - | - | - | - | Une nuit | 1987 | 31 |
| | | | | | | | | 1988 | 32 |
| - | - | - | - | - | - | - | Deux nuits ou plus | 1987 | 33 |
| | | | | | | | | 1988 | 34 |
| - | - | - | - | - | - | - | **Total** | **1987** | 35 |
| | | | | | | | | **1988** | 36 |
| - | - | - | - | - | - | - | Camions commerciaux | 1987 | 37 |
| | | | | | | | | 1988 | 38 |
| - | - | - | - | - | - | - | Autres véhicules | 1987 | 39 |
| | | | | | | | | 1988 | 40 |
| - | - | - | - | - | - | - | **Total** | **1987** | 41 |
| | | | | | | | | **1988** | 42 |

**Prince Edward Island** **TABLE 5A. Non-resident Travellers Entering Canada by Type of Transportation**

| No. | Type of transportation | | January - Janvier | February - Février | March - Mars | April - Avril | May - Mai | June - Juin | 6 months - mois |
|---|---|---|---|---|---|---|---|---|---|
| | | | Residents of the United States | | | | | | |
| | **Land:** | | | | | | | | |
| 1 | Automobile | 1987 | - | - | - | - | - | - | - |
| 2 | | 1988 | - | - | - | | | | |
| 3 | Same day | 1987 | - | - | - | - | - | - | - |
| 4 | | 1988 | - | - | - | | | | |
| 5 | One night | 1987 | - | - | - | - | - | - | - |
| 6 | | 1988 | - | - | - | | | | |
| 7 | Two or more nights | 1987 | - | - | - | - | - | - | - |
| 8 | | 1988 | - | - | - | | | | |
| 9 | Bus | 1987 | - | - | - | - | - | - | - |
| 10 | | 1988 | - | - | - | | | | |
| 11 | Same day | 1987 | - | - | - | - | - | - | - |
| 12 | | 1988 | - | - | - | | | | |
| 13 | One or more nights | 1987 | - | - | - | - | - | - | - |
| 14 | | 1988 | - | - | - | | | | |
| 15 | Rail | 1987 | - | - | - | - | - | - | - |
| 16 | | 1988 | - | - | - | | | | |
| 17 | Other methods | 1987 | - | - | - | - | - | - | - |
| 18 | | 1988 | - | - | - | | | | |
| 19 | **Total land** | **1987** | **-** | **-** | **-** | **-** | **-** | **-** | **-** |
| 20 | | **1988** | **-** | **-** | **-** | | | | |
| | **Air:** | | | | | | | | |
| 21 | Commercial | 1987 | 6 | - | 17 | - | - | 13 | 36 |
| 22 | | 1988 | - | - | 13 | | | | |
| 23 | Private | 1987 | 6 | 5 | 10 | 10 | 5 | 32 | 68 |
| 24 | | 1988 | 4 | 13 | 25 | | | | |
| 25 | **Total air** | **1987** | **12** | **5** | **27** | **10** | **5** | **45** | **104** |
| 26 | | **1988** | **4** | **13** | **38** | | | | |
| | **Marine:** | | | | | | | | |
| 27 | Commercial | 1987 | - | - | - | - | - | 21 | 21 |
| 28 | | 1988 | - | - | - | | | | |
| 29 | Private | 1987 | - | - | - | - | - | - | - |
| 30 | | 1988 | - | - | - | | | | |
| 31 | **Total marine** | **1987** | **-** | **-** | **-** | **-** | **-** | **21** | **21** |
| 32 | | **1988** | **-** | **-** | **-** | | | | |
| 33 | **Total** | **1987** | **12** | **5** | **27** | **10** | **5** | **66** | **125** |
| 34 | | **1988** | **4** | **13** | **38** | | | | |
| | | | Residents of countries other than the United States | | | | | | |
| | **Land(via the U.S.A.):** | | | | | | | | |
| 35 | Same day | 1987 | - | - | - | - | - | - | - |
| 36 | | 1988 | - | - | - | | | | |
| 37 | One or more nights | 1987 | - | - | - | - | - | - | - |
| 38 | | 1988 | - | - | - | | | | |
| 39 | **Total land** | **1987** | **-** | **-** | **-** | **-** | **-** | **-** | **-** |
| 40 | | **1988** | **-** | **-** | **-** | | | | |
| | **Air:** | | | | | | | | |
| 41 | Entering direct | 1987 | - | - | - | - | - | - | - |
| 42 | | 1988 | 3 | - | - | | | | |
| 43 | Entering via the U.S.A. | 1987 | - | - | 2 | - | - | - | 2 |
| 44 | | 1988 | - | 8 | 13 | | | | |
| 45 | **Total air** | **1987** | **-** | **-** | **2** | **-** | **-** | **-** | **2** |
| 46 | | **1988** | **3** | **8** | **13** | | | | |
| | **Marine:** | | | | | | | | |
| 47 | Entering direct | 1987 | - | - | - | - | - | 7 | 7 |
| 48 | | 1988 | - | - | - | | | | |
| 49 | Entering via the U.S.A. | 1987 | - | - | - | - | - | - | - |
| 50 | | 1988 | - | - | - | | | | |
| 51 | **Total marine** | **1987** | **-** | **-** | **-** | **-** | **-** | **7** | **7** |
| 52 | | **1988** | **-** | **-** | **-** | | | | |
| 53 | **Total** | **1987** | **-** | **-** | **2** | **-** | **-** | **7** | **9** |
| 54 | | **1988** | **3** | **8** | **13** | | | | |
| 55 | **Grand total** | **1987** | **12** | **5** | **29** | **10** | **5** | **73** | **134** |
| 56 | | **1988** | **7** | **21** | **51** | | | | |

**TABLEAU 5A. Voyageurs non résidents entrant au Canada, selon le moyen de transport** **Île-du-Prince-Édouard**

| July – Juillet | August – Août | September – Septembre | October – Octobre | November – Novembre | December – Décembre | Year – Année | Moyen de transport | | No |
|---|---|---|---|---|---|---|---|---|---|
| | | | | Résidents des États-Unis | | | | | |
| | | | | | | | **Par terre:** | | |
| - | - | - | - | - | - | - | Automobile | 1987 | 1 |
| | | | | | | | | 1988 | 2 |
| - | - | - | - | - | - | - | Même jour | 1987 | 3 |
| | | | | | | | | 1988 | 4 |
| - | - | - | - | - | - | - | Une nuit | 1987 | 5 |
| | | | | | | | | 1988 | 6 |
| - | - | - | - | - | - | - | Deux nuits ou plus | 1987 | 7 |
| | | | | | | | | 1988 | 8 |
| - | - | - | - | - | - | - | Autocar | 1987 | 9 |
| | | | | | | | | 1988 | 10 |
| - | - | - | - | - | - | - | Même jour | 1987 | 11 |
| | | | | | | | | 1988 | 12 |
| - | - | - | - | - | - | - | Une nuit ou plus | 1987 | 13 |
| | | | | | | | | 1988 | 14 |
| - | - | - | - | - | - | - | Chemin de fer | 1987 | 15 |
| | | | | | | | | 1988 | 16 |
| - | - | - | - | - | - | - | Autres moyens | 1987 | 17 |
| | | | | | | | | 1988 | 18 |
| - | - | - | - | - | - | - | **Total, par terre** | **1987** | 19 |
| | | | | | | | | **1988** | 20 |
| | | | | | | | **Par air:** | | |
| 16 | 27 | 2 | - | 5 | - | 86 | Commercial | 1987 | 21 |
| | | | | | | | | 1988 | 22 |
| 43 | 36 | 63 | 11 | 6 | 3 | 230 | Privé | 1987 | 23 |
| | | | | | | | | 1988 | 24 |
| **59** | **63** | **65** | **11** | **11** | **3** | **316** | **Total, par air** | **1987** | 25 |
| | | | | | | | | **1988** | 26 |
| | | | | | | | **Par mer:** | | |
| 146 | 73 | 89 | - | - | - | 329 | Commercial | 1987 | 27 |
| | | | | | | | | 1988 | 28 |
| - | - | 2 | - | - | - | 2 | Privé | 1987 | 29 |
| | | | | | | | | 1988 | 30 |
| **146** | **73** | **91** | **-** | **-** | **-** | **331** | **Total, par mer** | **1987** | 31 |
| | | | | | | | | **1988** | 32 |
| **205** | **136** | **156** | **11** | **11** | **3** | **647** | **Total** | **1987** | 33 |
| | | | | | | | | **1988** | 34 |
| | | | | Résidents des pays autres que les États-Unis | | | | | |
| | | | | | | | **Par terre (via les États-Unis):** | | |
| - | - | - | - | - | - | - | Même jour | 1987 | 35 |
| | | | | | | | | 1988 | 36 |
| - | - | - | - | - | - | - | Une nuit ou plus | 1987 | 37 |
| | | | | | | | | 1988 | 38 |
| - | - | - | - | - | - | - | **Total, par terre** | **1987** | 39 |
| | | | | | | | | **1988** | 40 |
| | | | | | | | **Par air:** | | |
| 5 | - | 2 | - | - | - | 7 | Entrée directe | 1987 | 41 |
| | | | | | | | | 1988 | 42 |
| - | - | - | - | - | - | 2 | Entrée via les États-Unis | 1987 | 43 |
| | | | | | | | | 1988 | 44 |
| **5** | **-** | **2** | **-** | **-** | **-** | **9** | **Total, par air** | **1987** | 45 |
| | | | | | | | | **1988** | 46 |
| | | | | | | | **Par mer:** | | |
| - | 5 | 4 | - | - | - | 16 | Entrée directe | 1987 | 47 |
| | | | | | | | | 1988 | 48 |
| 13 | - | - | - | - | - | 13 | Entrée via les États-Unis | 1987 | 49 |
| | | | | | | | | 1988 | 50 |
| **13** | **5** | **4** | **-** | **-** | **-** | **29** | **Total, par mer** | **1987** | 51 |
| | | | | | | | | **1988** | 52 |
| **18** | **5** | **6** | **-** | **-** | **-** | **38** | **Total** | **1987** | 53 |
| | | | | | | | | **1988** | 54 |
| **223** | **141** | **162** | **11** | **11** | **3** | **685** | **Total global** | **1987** | 55 |
| | | | | | | | | **1988** | 56 |

**Prince Edward Island** **TABLE 5B. Non-resident Travellers Entering Canada by Country of Residence(1)**

| No. | Country of residence | | January - Janvier | February - Février | March - Mars | April - Avril | May - Mai | June - Juin | 6 months - mois |
|---|---|---|---|---|---|---|---|---|---|
| | **Europe:** | | | | | | | | |
| 1 | Austria | 1987 | - | - | - | - | - | - | - |
| 2 | | 1988 | - | - | - | | | | |
| 3 | Belgium | 1987 | - | - | - | - | - | - | - |
| 4 | | 1988 | - | - | - | | | | |
| 5 | Bulgaria | 1987 | - | - | - | - | - | - | - |
| 6 | | 1988 | - | - | - | | | | |
| 7 | Czechoslovakia | 1987 | - | - | - | - | - | - | - |
| 8 | | 1988 | - | - | - | | | | |
| 9 | Denmark | 1987 | - | - | - | - | - | - | - |
| 10 | | 1988 | - | 3 | - | | | | |
| 11 | Finland | 1987 | - | - | - | - | - | - | - |
| 12 | | 1988 | - | - | - | | | | |
| 13 | France | 1987 | - | - | - | - | - | - | - |
| 14 | | 1988 | - | - | - | | | | |
| 15 | Germany (Federal Republic) | 1987 | - | - | - | - | - | - | - |
| 16 | | 1988 | - | - | 7 | | | | |
| 17 | Greece | 1987 | - | - | - | - | - | - | - |
| 18 | | 1988 | - | - | - | | | | |
| 19 | Hungary | 1987 | - | - | - | - | - | - | - |
| 20 | | 1988 | - | - | - | | | | |
| 21 | Iceland | 1987 | - | - | - | - | - | - | - |
| 22 | | 1988 | - | - | - | | | | |
| 23 | Ireland (Republic) | 1987 | - | - | - | - | - | - | - |
| 24 | | 1988 | - | - | - | | | | |
| 25 | Italy | 1987 | - | - | - | - | - | - | - |
| 26 | | 1988 | - | - | - | | | | |
| 27 | Malta | 1987 | - | - | - | - | - | - | - |
| 28 | | 1988 | - | - | - | | | | |
| 29 | Netherlands, The | 1987 | - | - | - | - | - | - | - |
| 30 | | 1988 | - | - | - | | | | |
| 31 | Norway | 1987 | - | - | - | - | - | - | - |
| 32 | | 1988 | - | - | - | | | | |
| 33 | Poland | 1987 | - | - | - | - | - | - | - |
| 34 | | 1988 | - | - | - | | | | |
| 35 | Portugal | 1987 | - | - | - | - | - | - | - |
| 36 | | 1988 | - | - | 1 | | | | |
| 37 | Rumania | 1987 | - | - | - | - | - | - | - |
| 38 | | 1988 | - | - | - | | | | |
| 39 | Spain | 1987 | - | - | - | - | - | - | - |
| 40 | | 1988 | - | - | - | | | | |
| 41 | Sweden | 1987 | - | - | - | - | - | - | - |
| 42 | | 1988 | - | - | 1 | | | | |
| 43 | Switzerland | 1987 | - | - | - | - | - | 1 | 1 |
| 44 | | 1988 | - | - | - | | | | |
| 45 | Turkey | 1987 | - | - | - | - | - | - | - |
| 46 | | 1988 | - | - | - | | | | |
| 47 | United Kingdom | 1987 | - | - | 2 | - | - | 5 | 7 |
| 48 | | 1988 | - | 5 | 2 | | | | |
| 49 | U.S.S.R. | 1987 | - | - | - | - | - | - | - |
| 50 | | 1988 | - | - | - | | | | |
| 51 | Yugoslavia | 1987 | - | - | - | - | - | - | - |
| 52 | | 1988 | - | - | - | | | | |
| 53 | Other | 1987 | - | - | - | - | - | - | - |
| 54 | | 1988 | - | - | 2 | | | | |
| 55 | **Total** | **1987** | **-** | **-** | **2** | **-** | **-** | **6** | **8** |
| 56 | | **1988** | **-** | **8** | **13** | | | | |
| | **Africa:** | | | | | | | | |
| 57 | Algeria | 1987 | - | - | - | - | - | - | - |
| 58 | | 1988 | - | - | - | | | | |
| 59 | Egypt | 1987 | - | - | - | - | - | - | - |
| 60 | | 1988 | - | - | - | | | | |
| 61 | Nigeria | 1987 | - | - | - | - | - | - | - |
| 62 | | 1988 | - | - | - | | | | |
| 63 | South Africa | 1987 | - | - | - | - | - | - | - |
| 64 | | 1988 | - | - | - | | | | |
| 65 | Other | 1987 | - | - | - | - | - | - | - |
| 66 | | 1988 | - | - | - | | | | |
| 67 | **Total** | **1987** | **-** | **-** | **-** | **-** | **-** | **-** | **-** |
| 68 | | **1988** | **-** | **-** | **-** | | | | |
| | **Asia:** | | | | | | | | |
| 69 | China | 1987 | - | - | - | - | - | - | - |
| 70 | | 1988 | - | - | - | | | | |
| 71 | Hong Kong | 1987 | - | - | - | - | - | - | - |
| 72 | | 1988 | - | - | - | | | | |
| 73 | India | 1987 | - | - | - | - | - | - | - |
| 74 | | 1988 | - | - | - | | | | |
| 75 | Iran | 1987 | - | - | - | - | - | - | - |
| 76 | | 1988 | - | - | - | | | | |

See footnote(s) at end of table.

**TABLEAU 5B. Voyageurs non résidents entrant au Canada, selon le pays de résidence(1)** **Île-du-Prince-Édouard**

| July<br>–<br>Juillet | August<br>–<br>Août | September<br>–<br>Septembre | October<br>–<br>Octobre | November<br>–<br>Novembre | December<br>–<br>Décembre | Year<br>–<br>Année | Pays de résidence | | No |
|---|---|---|---|---|---|---|---|---|---|
| | | | | | | | **Europe:** | | |
| - | - | - | - | - | - | - | Autriche | 1987 | 1 |
| | | | | | | | | 1988 | 2 |
| - | - | - | - | - | - | - | Belgique | 1987 | 3 |
| | | | | | | | | 1988 | 4 |
| - | - | - | - | - | - | - | Bulgarie | 1987 | 5 |
| | | | | | | | | 1988 | 6 |
| - | - | - | - | - | - | - | Tchécoslovaquie | 1987 | 7 |
| | | | | | | | | 1988 | 8 |
| - | - | - | - | - | - | - | Danemark | 1987 | 9 |
| | | | | | | | | 1988 | 10 |
| - | - | - | - | - | - | - | Finlande | 1987 | 11 |
| | | | | | | | | 1988 | 12 |
| - | - | - | - | - | - | - | France | 1987 | 13 |
| | | | | | | | | 1988 | 14 |
| 4 | - | 2 | - | - | - | 6 | Allemagne (République fédérale) | 1987 | 15 |
| | | | | | | | | 1988 | 16 |
| - | - | - | - | - | - | - | Grèce | 1987 | 17 |
| | | | | | | | | 1988 | 18 |
| - | - | - | - | - | - | - | Hongrie | 1987 | 19 |
| | | | | | | | | 1988 | 20 |
| - | - | - | - | - | - | - | Islande | 1987 | 21 |
| | | | | | | | | 1988 | 22 |
| - | - | - | - | - | - | - | Irlande (République d') | 1987 | 23 |
| | | | | | | | | 1988 | 24 |
| - | - | - | - | - | - | - | Italie | 1987 | 25 |
| | | | | | | | | 1988 | 26 |
| - | - | - | - | - | - | - | Malte | 1987 | 27 |
| | | | | | | | | 1988 | 28 |
| - | - | - | - | - | - | - | Pays-Bas | 1987 | 29 |
| | | | | | | | | 1988 | 30 |
| - | - | - | - | - | - | - | Norvège | 1987 | 31 |
| | | | | | | | | 1988 | 32 |
| - | - | - | - | - | - | - | Pologne | 1987 | 33 |
| | | | | | | | | 1988 | 34 |
| - | - | - | - | - | - | - | Portugal | 1987 | 35 |
| | | | | | | | | 1988 | 36 |
| - | - | - | - | - | - | - | Roumanie | 1987 | 37 |
| | | | | | | | | 1988 | 38 |
| 1 | - | - | - | - | - | 1 | Espagne | 1987 | 39 |
| | | | | | | | | 1988 | 40 |
| - | - | - | - | - | - | - | Suède | 1987 | 41 |
| | | | | | | | | 1988 | 42 |
| - | - | - | - | - | - | 1 | Suisse | 1987 | 43 |
| | | | | | | | | 1988 | 44 |
| - | - | - | - | - | - | - | Turquie | 1987 | 45 |
| | | | | | | | | 1988 | 46 |
| 11 | 5 | 2 | - | - | - | 25 | Royaume-Uni | 1987 | 47 |
| | | | | | | | | 1988 | 48 |
| - | - | - | - | - | - | - | U.R.S.S. | 1987 | 49 |
| | | | | | | | | 1988 | 50 |
| - | - | - | - | - | - | - | Yougoslavie | 1987 | 51 |
| | | | | | | | | 1988 | 52 |
| - | - | - | - | - | - | - | Autres | 1987 | 53 |
| | | | | | | | | 1988 | 54 |
| **16** | **5** | **4** | **-** | **-** | **-** | **33** | **Total** | **1987** | 55 |
| | | | | | | | | **1988** | 56 |
| | | | | | | | **Afrique:** | | |
| - | - | - | - | - | - | - | Algérie | 1987 | 57 |
| | | | | | | | | 1988 | 58 |
| - | - | - | - | - | - | - | Égypte | 1987 | 59 |
| | | | | | | | | 1988 | 60 |
| - | - | - | - | - | - | - | Nigeria | 1987 | 61 |
| | | | | | | | | 1988 | 62 |
| - | - | - | - | - | - | - | Afrique du Sud | 1987 | 63 |
| | | | | | | | | 1988 | 64 |
| - | - | - | - | - | - | - | Autres | 1987 | 65 |
| | | | | | | | | 1988 | 66 |
| **-** | **-** | **-** | **-** | **-** | **-** | **-** | **Total** | **1987** | 67 |
| | | | | | | | | **1988** | 68 |
| | | | | | | | **Asie:** | | |
| - | - | - | - | - | - | - | Chine | 1987 | 69 |
| | | | | | | | | 1988 | 70 |
| - | - | - | - | - | - | - | Hong-Kong | 1987 | 71 |
| | | | | | | | | 1988 | 72 |
| - | - | - | - | - | - | - | Inde | 1987 | 73 |
| | | | | | | | | 1988 | 74 |
| - | - | - | - | - | - | - | Iran | 1987 | 75 |
| | | | | | | | | 1988 | 76 |

Voir renvoi(s) à la fin du tableau.

**Prince Edward Island TABLE 5B. Non-resident Travellers Entering Canada by Country of Residence(1) – Concluded**

| No. | Country of residence | | January – Janvier | February – Février | March – Mars | April – Avril | May – Mai | June – Juin | 6 months – mois |
|---|---|---|---|---|---|---|---|---|---|
| | **Asia – Concluded:** | | | | | | | | |
| 1 | Israel | 1987 | – | – | – | – | – | – | – |
| 2 | | 1988 | – | – | – | | | | |
| 3 | Japan | 1987 | – | – | – | – | – | – | – |
| 4 | | 1988 | – | – | – | | | | |
| 5 | Korea, South | 1987 | – | – | – | – | – | – | – |
| 6 | | 1988 | – | – | – | | | | |
| 7 | Lebanon | 1987 | – | – | – | – | – | – | – |
| 8 | | 1988 | – | – | – | | | | |
| 9 | Malaysia | 1987 | – | – | – | – | – | – | – |
| 10 | | 1988 | – | – | – | | | | |
| 11 | Pakistan | 1987 | – | – | – | – | – | – | – |
| 12 | | 1988 | – | – | – | | | | |
| 13 | Philippines | 1987 | – | – | – | – | – | – | – |
| 14 | | 1988 | – | – | – | | | | |
| 15 | Singapore | 1987 | – | – | – | – | – | – | – |
| 16 | | 1988 | – | – | – | | | | |
| 17 | Taiwan | 1987 | – | – | – | – | – | – | – |
| 18 | | 1988 | – | – | – | | | | |
| 19 | Other | 1987 | – | – | – | – | – | – | – |
| 20 | | 1988 | – | – | – | | | | |
| 21 | **Total** | **1987** | – | – | – | – | – | – | – |
| 22 | | **1988** | – | – | – | | | | |
| | **North America, Central America and Caribbean:** | | | | | | | | |
| 23 | Bahamas | 1987 | – | – | – | – | – | – | – |
| 24 | | 1988 | – | – | – | | | | |
| 25 | Barbados | 1987 | – | – | – | – | – | – | – |
| 26 | | 1988 | – | – | – | | | | |
| 27 | Bermuda | 1987 | – | – | – | – | – | – | – |
| 28 | | 1988 | – | – | – | | | | |
| 29 | Cuba | 1987 | – | – | – | – | – | – | – |
| 30 | | 1988 | – | – | – | | | | |
| 31 | Dominican Republic | 1987 | – | – | – | – | – | – | – |
| 32 | | 1988 | – | – | – | | | | |
| 33 | Haiti | 1987 | – | – | – | – | – | 1 | 1 |
| 34 | | 1988 | – | – | – | | | | |
| 35 | Jamaica | 1987 | – | – | – | – | – | – | – |
| 36 | | 1988 | – | – | – | | | | |
| 37 | Mexico | 1987 | – | – | – | – | – | – | – |
| 38 | | 1988 | – | – | – | | | | |
| 39 | St. Pierre and Miquelon | 1987 | – | – | – | – | – | – | – |
| 40 | | 1988 | 3 | – | – | | | | |
| 41 | Trinidad and Tobago | 1987 | – | – | – | – | – | – | – |
| 42 | | 1988 | – | – | – | | | | |
| 43 | Other | 1987 | – | – | – | – | – | – | – |
| 44 | | 1988 | – | – | – | | | | |
| 45 | **Total** | **1987** | – | – | – | – | – | 1 | 1 |
| 46 | | **1988** | 3 | – | – | | | | |
| | **South America:** | | | | | | | | |
| 47 | Argentina | 1987 | – | – | – | – | – | – | – |
| 48 | | 1988 | – | – | – | | | | |
| 49 | Brazil | 1987 | – | – | – | – | – | – | – |
| 50 | | 1988 | – | – | – | | | | |
| 51 | Colombia | 1987 | – | – | – | – | – | – | – |
| 52 | | 1988 | – | – | – | | | | |
| 53 | Guyana | 1987 | – | – | – | – | – | – | – |
| 54 | | 1988 | – | – | – | | | | |
| 55 | Venezuela | 1987 | – | – | – | – | – | – | – |
| 56 | | 1988 | – | – | – | | | | |
| 57 | Other | 1987 | – | – | – | – | – | – | – |
| 58 | | 1988 | – | – | – | | | | |
| 59 | **Total** | **1987** | – | – | – | – | – | – | – |
| 60 | | **1988** | – | – | – | | | | |
| | **Oceania and other Ocean Islands:** | | | | | | | | |
| 61 | Australia | 1987 | – | – | – | – | – | – | – |
| 62 | | 1988 | – | – | – | | | | |
| 63 | New Zealand | 1987 | – | – | – | – | – | – | – |
| 64 | | 1988 | – | – | – | | | | |
| 65 | Other | 1987 | – | – | – | – | – | – | – |
| 66 | | 1988 | – | – | – | | | | |
| 67 | **Total** | **1987** | – | – | – | – | – | – | – |
| 68 | | **1988** | – | – | – | | | | |
| 69 | **Grand total** | **1987** | – | – | 2 | – | – | 7 | 9 |
| 70 | | **1988** | 3 | 8 | 13 | | | | |

(1) Additional data are available by country on request.

**TABLEAU 5B. Voyageurs non résidents entrant au Canada, selon le pays de résidence(1) – fin Île-du-Prince-Édouard**

| July<br>Juillet | August<br>Août | September<br>Septembre | October<br>Octobre | November<br>Novembre | December<br>Décembre | Year<br>Année | Pays de résidence | | No |
|---|---|---|---|---|---|---|---|---|---|
| | | | | | | | **Asie – fin:** | | |
| - | - | - | - | - | - | - | Israël | 1987 | 1 |
| | | | | | | | | 1988 | 2 |
| 1 | - | - | - | - | - | 1 | Japon | 1987 | 3 |
| | | | | | | | | 1988 | 4 |
| - | - | - | - | - | - | - | Corée du Sud | 1987 | 5 |
| | | | | | | | | 1988 | 6 |
| - | - | - | - | - | - | - | Liban | 1987 | 7 |
| | | | | | | | | 1988 | 8 |
| - | - | - | - | - | - | - | Malaisie | 1987 | 9 |
| | | | | | | | | 1988 | 10 |
| - | - | - | - | - | - | - | Pakistan | 1987 | 11 |
| | | | | | | | | 1988 | 12 |
| - | - | - | - | - | - | - | Philippines | 1987 | 13 |
| | | | | | | | | 1988 | 14 |
| - | - | - | - | - | - | - | Singapour | 1987 | 15 |
| | | | | | | | | 1988 | 16 |
| - | - | - | - | - | - | - | Taïwan | 1987 | 17 |
| | | | | | | | | 1988 | 18 |
| - | - | - | - | - | - | - | Autres | 1987 | 19 |
| | | | | | | | | 1988 | 20 |
| 1 | - | - | - | - | - | 1 | **Total** | **1987** | 21 |
| | | | | | | | | **1988** | 22 |
| | | | | | | | **Amérique du Nord, Amérique centrale et Antilles:** | | |
| - | - | - | - | - | - | - | Bahamas | 1987 | 23 |
| | | | | | | | | 1988 | 24 |
| - | - | - | - | - | - | - | Barbade | 1987 | 25 |
| | | | | | | | | 1988 | 26 |
| - | - | - | - | - | - | - | Bermudes | 1987 | 27 |
| | | | | | | | | 1988 | 28 |
| - | - | - | - | - | - | - | Cuba | 1987 | 29 |
| | | | | | | | | 1988 | 30 |
| - | - | - | - | - | - | - | Dominicaine (République) | 1987 | 31 |
| | | | | | | | | 1988 | 32 |
| - | - | - | - | - | - | 1 | Haïti | 1987 | 33 |
| | | | | | | | | 1988 | 34 |
| 1 | - | - | - | - | - | 1 | Jamaïque | 1987 | 35 |
| | | | | | | | | 1988 | 36 |
| - | - | - | - | - | - | - | Mexique | 1987 | 37 |
| | | | | | | | | 1988 | 38 |
| - | - | 2 | - | - | - | 2 | St. Pierre-et-Miquelon | 1987 | 39 |
| | | | | | | | | 1988 | 40 |
| - | - | - | - | - | - | - | Trinité et Tobago | 1987 | 41 |
| | | | | | | | | 1988 | 42 |
| - | - | - | - | - | - | - | Autres | 1987 | 43 |
| | | | | | | | | 1988 | 44 |
| 1 | - | 2 | - | - | - | 4 | **Total** | **1987** | 45 |
| | | | | | | | | **1988** | 46 |
| | | | | | | | **Amérique du Sud:** | | |
| - | - | - | - | - | - | - | Argentine | 1987 | 47 |
| | | | | | | | | 1988 | 48 |
| - | - | - | - | - | - | - | Brésil | 1987 | 49 |
| | | | | | | | | 1988 | 50 |
| - | - | - | - | - | - | - | Colombie | 1987 | 51 |
| | | | | | | | | 1988 | 52 |
| - | - | - | - | - | - | - | Guyane | 1987 | 53 |
| | | | | | | | | 1988 | 54 |
| - | - | - | - | - | - | - | Venezuela | 1987 | 55 |
| | | | | | | | | 1988 | 56 |
| - | - | - | - | - | - | - | Autres | 1987 | 57 |
| | | | | | | | | 1988 | 58 |
| - | - | - | - | - | - | - | **Total** | **1987** | 59 |
| | | | | | | | | **1988** | 60 |
| | | | | | | | **Océanie et autres îles océaniques:** | | |
| - | - | - | - | - | - | - | Australie | 1987 | 61 |
| | | | | | | | | 1988 | 62 |
| - | - | - | - | - | - | - | Nouvelle-Zélande | 1987 | 63 |
| | | | | | | | | 1988 | 64 |
| - | - | - | - | - | - | - | Autres | 1987 | 65 |
| | | | | | | | | 1988 | 66 |
| - | - | - | - | - | - | - | **Total** | **1987** | 67 |
| | | | | | | | | **1988** | 68 |
| 18 | 5 | 6 | - | - | - | 38 | **Total global** | **1987** | 69 |
| | | | | | | | | **1988** | 70 |

(1) D'autres renseignements sont disponibles par pays, sur demande.

**Prince Edward Island** **TABLE 5C. Resident Travellers Returning to Canada by Type of Transportation**

| No. | Type of transportation | | January - Janvier | February - Février | March - Mars | April - Avril | May - Mai | June - Juin | 6 months - mois |
|---|---|---|---|---|---|---|---|---|---|
| | | | Returning from the United States(1) | | | | | | |
| | **Land:** | | | | | | | | |
| 1 | Automobile | 1987 | - | - | - | - | - | - | - |
| 2 | | 1988 | - | - | - | | | | |
| 3 | Same day | 1987 | - | - | - | - | - | - | - |
| 4 | | 1988 | - | - | - | | | | |
| 5 | One night | 1987 | - | - | - | - | - | - | - |
| 6 | | 1988 | - | - | - | | | | |
| 7 | Two or more nights | 1987 | - | - | - | - | - | - | - |
| 8 | | 1988 | - | - | - | | | | |
| 9 | Bus | 1987 | - | - | - | - | - | - | - |
| 10 | | 1988 | - | - | - | | | | |
| 11 | Same day | 1987 | - | - | - | - | - | - | - |
| 12 | | 1988 | - | - | - | | | | |
| 13 | One or more nights | 1987 | - | - | - | - | - | - | - |
| 14 | | 1988 | - | - | - | | | | |
| 15 | Rail | 1987 | - | - | - | - | - | - | - |
| 16 | | 1988 | - | - | - | | | | |
| 17 | Other methods | 1987 | - | - | - | - | - | - | - |
| 18 | | 1988 | - | - | - | | | | |
| 19 | **Total land** | **1987** | - | - | - | - | - | - | - |
| 20 | | **1988** | - | - | - | | | | |
| | **Air:** | | | | | | | | |
| 21 | Commercial | 1987 | - | 6 | 9 | - | - | 2 | 17 |
| 22 | | 1988 | - | - | 1 | | | | |
| 23 | Private | 1987 | 3 | 2 | - | - | 1 | 5 | 11 |
| 24 | | 1988 | - | - | 5 | | | | |
| 25 | **Total air** | **1987** | **3** | **8** | **9** | - | **1** | **7** | **28** |
| 26 | | **1988** | - | - | **6** | | | | |
| | **Marine:** | | | | | | | | |
| 27 | Commercial | 1987 | - | - | - | - | - | - | - |
| 28 | | 1988 | - | - | - | | | | |
| 29 | Private | 1987 | - | - | - | - | - | - | - |
| 30 | | 1988 | - | - | - | | | | |
| 31 | **Total marine** | **1987** | - | - | - | - | - | - | - |
| 32 | | **1988** | - | - | - | | | | |
| 33 | **Total** | **1987** | **3** | **8** | **9** | - | **1** | **7** | **28** |
| 34 | | **1988** | - | - | **6** | | | | |
| | | | Returning from countries other than the United States(2) | | | | | | |
| | **Land (Via the U.S.A.):** | | | | | | | | |
| 35 | 1987 | | - | - | - | - | - | - | - |
| 36 | 1988 | | - | - | - | | | | |
| | **Air:** | | | | | | | | |
| 37 | Returning direct | 1987 | - | - | - | - | - | - | - |
| 38 | | 1988 | - | - | - | | | | |
| 39 | Returning via the U.S.A. | 1987 | - | - | - | - | - | - | - |
| 40 | | 1988 | - | - | - | | | | |
| 41 | **Total air** | **1987** | - | - | - | - | - | - | - |
| 42 | | **1988** | - | - | - | | | | |
| | **Marine:** | | | | | | | | |
| 43 | Returning direct | 1987 | - | - | - | - | - | 271 | 271 |
| 44 | | 1988 | - | - | - | | | | |
| 45 | Returning via the U.S.A. | 1987 | - | - | - | - | - | - | - |
| 46 | | 1988 | - | - | - | | | | |
| 47 | **Total marine** | **1987** | - | - | - | - | - | 271 | 271 |
| 48 | | **1988** | - | - | - | | | | |
| 49 | **Total** | **1987** | - | - | - | - | - | 271 | 271 |
| 50 | | **1988** | - | - | - | | | | |
| 51 | **Grand total** | **1987** | **3** | **8** | **9** | - | **1** | 278 | 299 |
| 52 | | **1988** | - | - | **6** | | | | |

(1) Continental United States, Alaska and Hawaii.
(2) Includes Puerto Rico and other U.S. protectorates.

**TABLEAU 5C. Voyageurs résidents revenant au Canada, selon le moyen de transport** **Île-du-Prince-Édouard**

| July<br>Juillet | August<br>Août | September<br>Septembre | October<br>Octobre | November<br>Novembre | December<br>Décembre | Year<br>Année | Moyen de transport | | No |
|---|---|---|---|---|---|---|---|---|---|
| Rentrée des États-Unis(1) | | | | | | | | | |
| | | | | | | | **Par terre:** | | |
| - | - | - | - | - | - | - | Automobile | 1987 | 1 |
| | | | | | | | | 1988 | 2 |
| - | - | - | - | - | - | - | Même jour | 1987 | 3 |
| | | | | | | | | 1988 | 4 |
| - | - | - | - | - | - | - | Une nuit | 1987 | 5 |
| | | | | | | | | 1988 | 6 |
| - | - | - | - | - | - | - | Deux nuits ou plus | 1987 | 7 |
| | | | | | | | | 1988 | 8 |
| - | - | - | - | - | - | - | Autocar | 1987 | 9 |
| | | | | | | | | 1988 | 10 |
| - | - | - | - | - | - | - | Même jour | 1987 | 11 |
| | | | | | | | | 1988 | 12 |
| - | - | - | - | - | - | - | Une nuit ou plus | 1987 | 13 |
| | | | | | | | | 1988 | 14 |
| - | - | - | - | - | - | - | Chemin de fer | 1987 | 15 |
| | | | | | | | | 1988 | 16 |
| - | - | - | - | - | - | - | Autres moyens | 1987 | 17 |
| | | | | | | | | 1988 | 18 |
| - | - | - | - | - | - | - | **Total, par terre** | **1987** | 19 |
| | | | | | | | | **1988** | 20 |
| | | | | | | | **Par air:** | | |
| - | - | - | - | 5 | - | 22 | Commercial | 1987 | 21 |
| | | | | | | | | 1988 | 22 |
| 4 | - | - | - | 3 | - | 18 | Privé | 1987 | 23 |
| | | | | | | | | 1988 | 24 |
| **4** | - | - | - | **8** | - | **40** | **Total, par air** | **1987** | 25 |
| | | | | | | | | **1988** | 26 |
| | | | | | | | **Par mer:** | | |
| 321 | 173 | - | - | - | - | 494 | Commercial | 1987 | 27 |
| | | | | | | | | 1988 | 28 |
| - | - | - | - | - | - | - | Privé | 1987 | 29 |
| | | | | | | | | 1988 | 30 |
| **321** | **173** | - | - | - | - | **494** | **Total, par mer** | **1987** | 31 |
| | | | | | | | | **1988** | 32 |
| **325** | **173** | - | - | **8** | - | **534** | **Total** | **1987** | 33 |
| | | | | | | | | **1988** | 34 |
| Rentrée des pays autres que les États-Unis(2) | | | | | | | | | |
| | | | | | | | **Par terre (via les États-Unis):** | | |
| - | - | - | - | - | - | - | 1987 | | 35 |
| | | | | | | | 1988 | | 36 |
| | | | | | | | **Par air:** | | |
| 7 | - | - | - | - | - | 7 | Rentrée directe | 1987 | 37 |
| | | | | | | | | 1988 | 38 |
| - | - | 3 | - | - | - | 3 | Rentrée via les États-Unis | 1987 | 39 |
| | | | | | | | | 1988 | 40 |
| **7** | - | **3** | - | - | - | **10** | **Total, par air** | **1987** | 41 |
| | | | | | | | | **1989** | 42 |
| | | | | | | | **Par mer:** | | |
| - | - | 140 | - | - | - | 411 | Rentrée directe | 1987 | 43 |
| | | | | | | | | 1988 | 44 |
| - | - | - | - | - | - | - | Rentrée via les États-Unis | 1987 | 45 |
| | | | | | | | | 1988 | 46 |
| - | - | **140** | - | - | - | **411** | **Total, par mer** | **1987** | 47 |
| | | | | | | | | **1988** | 48 |
| **7** | - | **143** | - | - | - | **421** | **Total** | **1987** | 49 |
| | | | | | | | | **1988** | 50 |
| **332** | **173** | **143** | - | **8** | - | **955** | **Total global** | **1987** | 51 |
| | | | | | | | | **1988** | 52 |

(1) États-Unis continentaux, Alaska et Hawaï.
(2) Comprend Porto-Rico et les autres protections des États-Unis.

**Prince Edward Island** **TABLE 5D. Number of Vehicles Travelling Between Canada and the United States**

| No. | Type of vehicle | | January – Janvier | February – Février | March – Mars | April – Avril | May – Mai | June – Juin | 6 months – mois |
|---|---|---|---|---|---|---|---|---|---|
| | | | United States vehicles | | | | | | |
| | **Automobile:** | | | | | | | | |
| 1 | Same day | 1987 | - | - | - | - | - | - | - |
| 2 | | 1988 | - | - | - | | | | |
| 3 | One night | 1987 | - | - | - | - | - | - | - |
| 4 | | 1988 | - | - | - | | | | |
| 5 | Two or more nights | 1987 | - | - | - | - | - | - | - |
| 6 | | 1988 | - | - | - | | | | |
| 7 | **Total** | **1987** | - | - | - | - | - | - | - |
| 8 | | **1988** | - | - | - | | | | |
| 9 | Trucks used commercially | 1987 | - | - | - | - | - | - | - |
| 10 | | 1988 | - | - | - | | | | |
| 11 | Other vehicles | 1987 | - | - | - | - | - | - | - |
| 12 | | 1988 | - | - | - | | | | |
| 13 | **Total** | **1987** | - | - | - | - | - | - | - |
| 14 | | **1988** | - | - | - | | | | |
| | | | Canadian vehicles | | | | | | |
| | **Automobile:** | | | | | | | | |
| 15 | Same day | 1987 | - | - | - | - | - | - | - |
| 16 | | 1988 | - | - | - | | | | |
| 17 | One night | 1987 | - | - | - | - | - | - | - |
| 18 | | 1988 | - | - | - | | | | |
| 19 | Two or more nights | 1987 | - | - | - | - | - | - | - |
| 20 | | 1988 | - | - | - | | | | |
| 21 | **Total** | **1987** | - | - | - | - | - | - | - |
| 22 | | **1988** | - | - | - | | | | |
| 23 | Trucks used commercially | 1987 | - | - | - | - | - | - | - |
| 24 | | 1988 | - | - | - | | | | |
| 25 | Other vehicles | 1987 | - | - | - | - | - | - | - |
| 26 | | 1988 | - | - | - | | | | |
| 27 | **Total** | **1987** | - | - | - | - | - | - | - |
| 28 | | **1988** | - | - | - | | | | |
| | | | Total vehicles | | | | | | |
| | **Automobile:** | | | | | | | | |
| 29 | Same day | 1987 | - | - | - | - | - | - | - |
| 30 | | 1988 | - | - | - | | | | |
| 31 | One night | 1987 | - | - | - | - | - | - | - |
| 32 | | 1988 | - | - | - | | | | |
| 33 | Two or more nights | 1987 | - | - | - | - | - | - | - |
| 34 | | 1988 | - | - | - | | | | |
| 35 | **Total** | **1987** | - | - | - | - | - | - | - |
| 36 | | **1988** | - | - | - | | | | |
| 37 | Trucks used commercially | 1987 | - | - | - | - | - | - | - |
| 38 | | 1988 | - | - | - | | | | |
| 39 | Other vehicles | 1987 | - | - | - | - | - | - | - |
| 40 | | 1988 | - | - | - | | | | |
| 41 | **Total** | **1987** | - | - | - | - | - | - | - |
| 42 | | **1988** | - | - | - | | | | |

**TABLEAU 5D. Nombre de véhicules voyageant entre le Canada et les États-Unis** **Île-du-Prince-Édouard**

| July – Juillet | August – Août | September – Septembre | October – Octobre | November – Novembre | December – Décembre | Year – Année | Genre de véhicule | | No |
|---|---|---|---|---|---|---|---|---|---|
| | | | | Véhicules des États-Unis | | | | | |
| | | | | | | | **Automobile:** | | |
| - | - | - | - | - | - | - | Même jour | 1987 | 1 |
| | | | | | | | | 1988 | 2 |
| - | - | - | - | - | - | - | Une nuit | 1987 | 3 |
| | | | | | | | | 1988 | 4 |
| - | - | - | - | - | - | - | Deux nuits ou plus | 1987 | 5 |
| | | | | | | | | 1988 | 6 |
| - | - | - | - | - | - | - | **Total** | **1987** | 7 |
| | | | | | | | | **1988** | 8 |
| - | - | - | - | - | - | - | Camions commerciaux | 1987 | 9 |
| | | | | | | | | 1988 | 10 |
| - | - | - | - | - | - | - | Autres véhicules | 1987 | 11 |
| | | | | | | | | 1988 | 12 |
| - | - | - | - | - | - | - | **Total** | **1987** | 13 |
| | | | | | | | | **1988** | 14 |
| | | | | Véhicules du Canada | | | | | |
| | | | | | | | **Automobile:** | | |
| - | - | - | - | - | - | - | Même jour | 1987 | 15 |
| | | | | | | | | 1988 | 16 |
| - | - | - | - | - | - | - | Une nuit | 1987 | 17 |
| | | | | | | | | 1988 | 18 |
| - | - | - | - | - | - | - | Deux nuits ou plus | 1987 | 19 |
| | | | | | | | | 1988 | 20 |
| - | - | - | - | - | - | - | **Total** | **1987** | 21 |
| | | | | | | | | **1988** | 22 |
| - | - | - | - | - | - | - | Camions commerciaux | 1987 | 23 |
| | | | | | | | | 1988 | 24 |
| - | - | - | - | - | - | - | Autres véhicules | 1987 | 25 |
| | | | | | | | | 1988 | 26 |
| - | - | - | - | - | - | - | **Total** | **1987** | 27 |
| | | | | | | | | **1988** | 28 |
| | | | | Total, véhicules | | | | | |
| | | | | | | | **Automobile:** | | |
| - | - | - | - | - | - | - | Même jour | 1987 | 29 |
| | | | | | | | | 1988 | 30 |
| - | - | - | - | - | - | - | Une nuit | 1987 | 31 |
| | | | | | | | | 1988 | 32 |
| - | - | - | - | - | - | - | Deux nuits ou plus | 1987 | 33 |
| | | | | | | | | 1988 | 34 |
| - | - | - | - | - | - | - | **Total** | **1987** | 35 |
| | | | | | | | | **1988** | 36 |
| - | - | - | - | - | - | - | Camions commerciaux | 1987 | 37 |
| | | | | | | | | 1988 | 38 |
| - | - | - | - | - | - | - | Autres véhicules | 1987 | 39 |
| | | | | | | | | 1988 | 40 |
| - | - | - | - | - | - | - | **Total** | **1987** | 41 |
| | | | | | | | | **1988** | 42 |

**Nova Scotia** **TABLE 6A. Non-resident Travellers Entering Canada by Type of Transportation**

| No. | Type of transportation | | January - Janvier | February - Février | March - Mars | April - Avril | May - Mai | June - Juin | 6 months - mois |
|---|---|---|---|---|---|---|---|---|---|
| | | | Residents of the United States | | | | | | |
| | **Land:** | | | | | | | | |
| 1 | Automobile | 1987 | 72 | 66 | 90 | 206 | 1,467 | 7,538 | 9,439 |
| 2 | | 1988 | 87 | 105 | 155 | | | | |
| 3 | Same day | 1987 | - | - | - | - | - | - | - |
| 4 | | 1988 | - | - | - | | | | |
| 5 | One night | 1987 | - | - | 7 | - | 35 | 93 | 135 |
| 6 | | 1988 | - | - | 8 | | | | |
| 7 | Two or more nights | 1987 | 72 | 66 | 83 | 206 | 1,432 | 7,445 | 9,304 |
| 8 | | 1988 | 87 | 105 | 147 | | | | |
| 9 | Bus | 1987 | - | - | - | - | 180 | 2,020 | 2,200 |
| 10 | | 1988 | - | - | - | | | | |
| 11 | Same day | 1987 | - | - | - | - | - | - | - |
| 12 | | 1988 | - | - | - | | | | |
| 13 | One or more nights | 1987 | - | - | - | - | 180 | 2,020 | 2,200 |
| 14 | | 1988 | - | - | - | | | | |
| 15 | Rail | 1987 | - | - | - | - | - | - | - |
| 16 | | 1988 | - | - | - | | | | |
| 17 | Other methods | 1987 | 13 | 10 | 11 | 6 | 3,223 | 7,359 | 10,622 |
| 18 | | 1988 | 9 | 14 | 13 | | | | |
| 19 | **Total land** | **1987** | **85** | **76** | **101** | **212** | **4,870** | **16,917** | **22,261** |
| 20 | | **1988** | **96** | **119** | **168** | | | | |
| | **Air:** | | | | | | | | |
| 21 | Commercial | 1987 | 1,122 | 1,289 | 1,595 | 1,927 | 2,581 | 3,792 | 12,306 |
| 22 | | 1988 | 869 | 1,050 | 1,194 | | | | |
| 23 | Private | 1987 | 83 | 56 | 81 | 74 | 96 | 176 | 566 |
| 24 | | 1988 | 93 | 100 | 91 | | | | |
| 25 | **Total air** | **1987** | **1,205** | **1,345** | **1,676** | **2,001** | **2,677** | **3,968** | **12,872** |
| 26 | | **1988** | **962** | **1,150** | **1,285** | | | | |
| | **Marine:** | | | | | | | | |
| 27 | Commercial | 1987 | - | - | - | - | 2 | 1,037 | 1,039 |
| 28 | | 1988 | - | 1 | - | | | | |
| 29 | Private | 1987 | - | - | - | 2 | 24 | 51 | 77 |
| 30 | | 1988 | - | - | - | | | | |
| 31 | **Total marine** | **1987** | **-** | **-** | **-** | **2** | **26** | **1,088** | **1,116** |
| 32 | | **1988** | **-** | **1** | **-** | | | | |
| 33 | **Total** | **1987** | **1,290** | **1,421** | **1,777** | **2,215** | **7,573** | **21,973** | **36,249** |
| 34 | | **1988** | **1,058** | **1,270** | **1,453** | | | | |
| | | | Residents of countries other than the United States | | | | | | |
| | **Land(via the U.S.A.):** | | | | | | | | |
| 35 | Same day | 1987 | - | - | - | - | 4 | 3 | 7 |
| 36 | | 1988 | - | - | - | | | | |
| 37 | One or more nights | 1987 | 5 | - | - | 4 | 15 | 88 | 112 |
| 38 | | 1988 | 1 | 4 | 2 | | | | |
| 39 | **Total land** | **1987** | **5** | **-** | **-** | **4** | **19** | **91** | **119** |
| 40 | | **1988** | **1** | **4** | **2** | | | | |
| | **Air:** | | | | | | | | |
| 41 | Entering direct | 1987 | 636 | 667 | 895 | 1,371 | 1,575 | 2,585 | 7,729 |
| 42 | | 1988 | 632 | 704 | 1,208 | | | | |
| 43 | Entering via the U.S.A. | 1987 | 86 | 100 | 558 | 149 | 206 | 293 | 1,392 |
| 44 | | 1988 | 129 | 131 | 138 | | | | |
| 45 | **Total air** | **1987** | **722** | **767** | **1,453** | **1,520** | **1,781** | **2,878** | **9,121** |
| 46 | | **1988** | **761** | **835** | **1,346** | | | | |
| | **Marine:** | | | | | | | | |
| 47 | Entering direct | 1987 | - | - | 6 | 23 | 12 | 18 | 59 |
| 48 | | 1988 | - | 2 | 10 | | | | |
| 49 | Entering via the U.S.A. | 1987 | - | - | - | - | - | 8 | 8 |
| 50 | | 1988 | 9 | - | 2 | | | | |
| 51 | **Total marine** | **1987** | **-** | **-** | **6** | **23** | **12** | **26** | **67** |
| 52 | | **1988** | **9** | **2** | **12** | | | | |
| 53 | **Total** | **1987** | **727** | **767** | **1,459** | **1,547** | **1,812** | **2,995** | **9,307** |
| 54 | | **1988** | **771** | **841** | **1,360** | | | | |
| 55 | **Grand total** | **1987** | **2,017** | **2,188** | **3,236** | **3,762** | **9,385** | **24,968** | **45,556** |
| 56 | | **1988** | **1,829** | **2,111** | **2,813** | | | | |

**TABLEAU 6A. Voyageurs non résidents entrant au Canada, selon le moyen de transport** **Nouvelle-Écosse**

| July<br>-<br>Juillet | August<br>-<br>Août | September<br>-<br>Septembre | October<br>-<br>Octobre | November<br>-<br>Novembre | December<br>-<br>Décembre | Year<br>-<br>Année | Moyen de transport | | No |
|---|---|---|---|---|---|---|---|---|---|
| | | | | Résidents des États-Unis | | | | | |
| | | | | | | | **Par terre:** | | |
| 18,434 | 21,068 | 12,244 | 3,432 | 256 | 218 | 65,091 | Automobile | 1987 | 1 |
| | | | | | | | | 1988 | 2 |
| - | - | - | - | - | - | - | Même jour | 1987 | 3 |
| | | | | | | | | 1988 | 4 |
| 53 | 186 | 120 | 28 | - | - | 522 | Une nuit | 1987 | 5 |
| | | | | | | | | 1988 | 6 |
| 18,381 | 20,882 | 12,124 | 3,404 | 256 | 218 | 64,569 | Deux nuits ou plus | 1987 | 7 |
| | | | | | | | | 1988 | 8 |
| 5,229 | 5,707 | 5,653 | 2,218 | - | - | 21,007 | Autocar | 1987 | 9 |
| | | | | | | | | 1988 | 10 |
| - | - | - | - | - | - | - | Même jour | 1987 | 11 |
| | | | | | | | | 1988 | 12 |
| 5,229 | 5,707 | 5,653 | 2,218 | - | - | 21,007 | Une nuit ou plus | 1987 | 13 |
| | | | | | | | | 1988 | 14 |
| - | - | - | - | - | - | - | Chemin de fer | 1987 | 15 |
| | | | | | | | | 1988 | 16 |
| 7,555 | 9,014 | 5,431 | 4,297 | 14 | 30 | 36,963 | Autres moyens | 1987 | 17 |
| | | | | | | | | 1988 | 18 |
| **31,218** | **35,789** | **23,328** | **9,947** | **270** | **248** | **123,061** | **Total, par terre** | **1987** | 19 |
| | | | | | | | | **1988** | 20 |
| | | | | | | | **Par air:** | | |
| 6,793 | 5,770 | 4,171 | 2,212 | 1,250 | 1,509 | 34,011 | Commercial | 1987 | 21 |
| | | | | | | | | 1988 | 22 |
| 255 | 344 | 215 | 165 | 125 | 70 | 1,740 | Privé | 1987 | 23 |
| | | | | | | | | 1988 | 24 |
| **7,048** | **6,114** | **4,386** | **2,377** | **1,375** | **1,579** | **35,751** | **Total, par air** | **1987** | 25 |
| | | | | | | | | **1988** | 26 |
| | | | | | | | **Par mer:** | | |
| 2,410 | 2,915 | 5,763 | 3,391 | 1 | - | 15,519 | Commercial | 1987 | 27 |
| | | | | | | | | 1988 | 28 |
| 704 | 209 | 39 | - | - | - | 1,029 | Privé | 1987 | 29 |
| | | | | | | | | 1988 | 30 |
| **3,114** | **3,124** | **5,802** | **3,391** | **1** | **-** | **16,548** | **Total, par mer** | **1987** | 31 |
| | | | | | | | | **1988** | 32 |
| **41,380** | **45,027** | **33,516** | **15,715** | **1,646** | **1,827** | **175,360** | **Total** | **1987** | 33 |
| | | | | | | | | **1988** | 34 |
| | | | | Résidents des pays autres que les États-Unis | | | | | |
| | | | | | | | **Par terre (via les États-Unis):** | | |
| 28 | - | 3 | - | - | - | 38 | Même jour | 1987 | 35 |
| | | | | | | | | 1988 | 36 |
| 172 | 216 | 189 | 38 | 8 | 7 | 742 | Une nuit ou plus | 1987 | 37 |
| | | | | | | | | 1988 | 38 |
| **200** | **216** | **192** | **38** | **8** | **7** | **780** | **Total, par terre** | **1987** | 39 |
| | | | | | | | | **1988** | 40 |
| | | | | | | | **Par air:** | | |
| 3,429 | 2,944 | 2,619 | 1,136 | 569 | 980 | 19,406 | Entrée directe | 1987 | 41 |
| | | | | | | | | 1988 | 42 |
| 287 | 290 | 237 | 536 | 130 | 270 | 3,142 | Entrée via les États-Unis | 1987 | 43 |
| | | | | | | | | 1988 | 44 |
| **3,716** | **3,234** | **2,856** | **1,672** | **699** | **1,250** | **22,548** | **Total, par air** | **1987** | 45 |
| | | | | | | | | **1988** | 46 |
| | | | | | | | **Par mer:** | | |
| 9 | 108 | 86 | 7 | 8 | 11 | 288 | Entrée directe | 1987 | 47 |
| | | | | | | | | 1988 | 48 |
| 80 | 47 | 21 | 185 | - | 8 | 349 | Entrée via les États-Unis | 1987 | 49 |
| | | | | | | | | 1988 | 50 |
| **89** | **155** | **107** | **192** | **8** | **19** | **637** | **Total, par mer** | **1987** | 51 |
| | | | | | | | | **1988** | 52 |
| **4,005** | **3,605** | **3,155** | **1,902** | **715** | **1,276** | **23,965** | **Total** | **1987** | 53 |
| | | | | | | | | **1988** | 54 |
| **45,385** | **48,632** | **36,671** | **17,617** | **2,361** | **3,103** | **199,325** | **Total global** | **1987** | 55 |
| | | | | | | | | **1988** | 56 |

**Nova Scotia** **TABLE 6B. Non-resident Travellers Entering Canada by Country of Residence(1)**

| No. | Country of residence | | January - Janvier | February - Février | March - Mars | April - Avril | May - Mai | June - Juin | 6 months - mois |
|---|---|---|---|---|---|---|---|---|---|
| | **Europe:** | | | | | | | | |
| 1 | Austria | 1987 | 1 | 3 | 3 | 7 | 6 | 18 | 38 |
| 2 | | 1988 | 2 | 2 | 6 | | | | |
| 3 | Belgium | 1987 | 3 | 8 | 12 | 17 | 34 | 44 | 118 |
| 4 | | 1988 | 8 | 5 | 5 | | | | |
| 5 | Bulgaria | 1987 | - | - | - | - | - | - | - |
| 6 | | 1988 | - | - | - | | | | |
| 7 | Czechoslovakia | 1987 | - | - | - | - | 3 | 2 | 5 |
| 8 | | 1988 | - | - | 2 | | | | |
| 9 | Denmark | 1987 | 7 | 10 | 4 | 21 | 21 | 25 | 88 |
| 10 | | 1988 | 13 | 10 | 20 | | | | |
| 11 | Finland | 1987 | 3 | 2 | 6 | 1 | 2 | 10 | 24 |
| 12 | | 1988 | 3 | 1 | 5 | | | | |
| 13 | France | 1987 | 67 | 72 | 202 | 219 | 357 | 335 | 1,252 |
| 14 | | 1988 | 37 | 103 | 63 | | | | |
| 15 | Germany (Federal Republic) | 1987 | 41 | 44 | 58 | 83 | 118 | 422 | 766 |
| 16 | | 1988 | 112 | 131 | 82 | | | | |
| 17 | Greece | 1987 | 13 | 4 | 1 | 11 | 1 | 17 | 47 |
| 18 | | 1988 | 2 | - | 6 | | | | |
| 19 | Hungary | 1987 | - | - | - | - | 14 | 8 | 22 |
| 20 | | 1988 | - | - | - | | | | |
| 21 | Iceland | 1987 | 2 | - | - | 5 | 4 | - | 11 |
| 22 | | 1988 | - | - | 1 | | | | |
| 23 | Ireland (Republic) | 1987 | 7 | 8 | 23 | 5 | 5 | 20 | 68 |
| 24 | | 1988 | 3 | 6 | 16 | | | | |
| 25 | Italy | 1987 | 8 | 7 | 13 | 7 | 10 | 26 | 71 |
| 26 | | 1988 | 2 | 5 | 1 | | | | |
| 27 | Malta | 1987 | - | - | - | - | - | - | - |
| 28 | | 1988 | - | 2 | - | | | | |
| 29 | Netherlands, The | 1987 | 39 | 22 | 24 | 64 | 120 | 212 | 481 |
| 30 | | 1988 | 27 | 34 | 45 | | | | |
| 31 | Norway | 1987 | 23 | 22 | 24 | 15 | 31 | 48 | 163 |
| 32 | | 1988 | 9 | 22 | 30 | | | | |
| 33 | Poland | 1987 | - | - | 3 | 7 | 5 | 1 | 16 |
| 34 | | 1988 | - | 3 | 3 | | | | |
| 35 | Portugal | 1987 | 6 | 2 | 2 | 2 | 5 | 10 | 27 |
| 36 | | 1988 | 2 | 4 | 10 | | | | |
| 37 | Rumania | 1987 | - | - | - | - | - | - | - |
| 38 | | 1988 | - | - | - | | | | |
| 39 | Spain | 1987 | 8 | 18 | 27 | 18 | 15 | 15 | 101 |
| 40 | | 1988 | 6 | 12 | 19 | | | | |
| 41 | Sweden | 1987 | 7 | 16 | 24 | 21 | 28 | 97 | 193 |
| 42 | | 1988 | 9 | 23 | 10 | | | | |
| 43 | Switzerland | 1987 | 12 | 3 | 16 | 19 | 46 | 80 | 176 |
| 44 | | 1988 | 8 | 5 | 8 | | | | |
| 45 | Turkey | 1987 | 1 | - | - | - | 3 | - | 4 |
| 46 | | 1988 | 2 | - | 2 | | | | |
| 47 | United Kingdom | 1987 | 158 | 215 | 693 | 517 | 621 | 1,032 | 3,236 |
| 48 | | 1988 | 159 | 142 | 278 | | | | |
| 49 | U.S.S.R. | 1987 | - | - | - | - | - | - | - |
| 50 | | 1988 | 1 | - | - | | | | |
| 51 | Yugoslavia | 1987 | - | - | - | 2 | - | 4 | 6 |
| 52 | | 1988 | - | - | 4 | | | | |
| 53 | Other | 1987 | - | 1 | 6 | 145 | 3 | 6 | 161 |
| 54 | | 1988 | 2 | 89 | 1 | | | | |
| 55 | **Total** | **1987** | **406** | **457** | **1,141** | **1,186** | **1,452** | **2,432** | **7,074** |
| 56 | | **1988** | **407** | **599** | **617** | | | | |
| | **Africa:** | | | | | | | | |
| 57 | Algeria | 1987 | - | - | 2 | - | - | - | 2 |
| 58 | | 1988 | - | - | - | | | | |
| 59 | Egypt | 1987 | - | 1 | - | 2 | 1 | 11 | 15 |
| 60 | | 1988 | 2 | - | - | | | | |
| 61 | Nigeria | 1987 | 1 | - | 1 | - | 2 | 1 | 5 |
| 62 | | 1988 | - | - | - | | | | |
| 63 | South Africa | 1987 | 3 | - | 2 | 5 | 8 | 5 | 23 |
| 64 | | 1988 | 3 | - | 1 | | | | |
| 65 | Other | 1987 | 2 | 7 | 11 | 11 | 15 | 16 | 62 |
| 66 | | 1988 | 7 | 2 | 5 | | | | |
| 67 | **Total** | **1987** | **6** | **8** | **16** | **18** | **26** | **33** | **107** |
| 68 | | **1988** | **12** | **2** | **6** | | | | |
| | **Asia:** | | | | | | | | |
| 69 | China | 1987 | - | 1 | - | - | 2 | 2 | 5 |
| 70 | | 1988 | - | 3 | - | | | | |
| 71 | Hong Kong | 1987 | - | - | 3 | - | - | 1 | 4 |
| 72 | | 1988 | - | - | - | | | | |
| 73 | India | 1987 | 4 | 1 | 2 | 18 | 25 | 36 | 86 |
| 74 | | 1988 | 2 | 4 | 2 | | | | |
| 75 | Iran | 1987 | - | - | - | - | 1 | 2 | 3 |
| 76 | | 1988 | - | 1 | - | | | | |

See footnote(s) at end of table.

**TABLEAU 6B. Voyageurs non résidents entrant au Canada, selon le pays de résidence(1)** **Nouvelle-Écosse**

| July - Juillet | August - Août | September - Septembre | October - Octobre | November - Novembre | December - Décembre | Year - Année | Pays de résidence | | No |
|---|---|---|---|---|---|---|---|---|---|
| | | | | | | | **Europe:** | | |
| 33 | 38 | 26 | 28 | - | 4 | 167 | Autriche | 1987 | 1 |
| | | | | | | | | 1988 | 2 |
| 50 | 51 | 26 | 10 | 13 | 33 | 301 | Belgique | 1987 | 3 |
| | | | | | | | | 1988 | 4 |
| - | - | - | - | - | - | - | Bulgarie | 1987 | 5 |
| | | | | | | | | 1988 | 6 |
| - | 4 | - | - | - | - | 9 | Tchécoslovaquie | 1987 | 7 |
| | | | | | | | | 1988 | 8 |
| 19 | 17 | 36 | 10 | 9 | 14 | 193 | Danemark | 1987 | 9 |
| | | | | | | | | 1988 | 10 |
| 1 | 2 | 11 | 1 | 6 | 1 | 46 | Finlande | 1987 | 11 |
| | | | | | | | | 1988 | 12 |
| 485 | 209 | 159 | 112 | 77 | 208 | 2,502 | France | 1987 | 13 |
| | | | | | | | | 1988 | 14 |
| 493 | 389 | 337 | 476 | 68 | 175 | 2,704 | Allemagne (République fédérale) | 1987 | 15 |
| | | | | | | | | 1988 | 16 |
| 17 | 38 | 13 | 9 | 4 | 6 | 134 | Grèce | 1987 | 17 |
| | | | | | | | | 1988 | 18 |
| 8 | 2 | 2 | - | - | 3 | 37 | Hongrie | 1987 | 19 |
| | | | | | | | | 1988 | 20 |
| 10 | 5 | 6 | 3 | 5 | - | 40 | Islande | 1987 | 21 |
| | | | | | | | | 1988 | 22 |
| 14 | 28 | 19 | 14 | 12 | 9 | 164 | Irlande (République d') | 1987 | 23 |
| | | | | | | | | 1988 | 24 |
| 45 | 19 | 22 | 7 | 6 | 6 | 176 | Italie | 1987 | 25 |
| | | | | | | | | 1988 | 26 |
| - | 1 | - | - | - | - | 1 | Malte | 1987 | 27 |
| | | | | | | | | 1988 | 28 |
| 213 | 216 | 181 | 54 | 26 | 40 | 1,211 | Pays-Bas | 1987 | 29 |
| | | | | | | | | 1988 | 30 |
| 51 | 42 | 58 | 20 | 18 | 11 | 363 | Norvège | 1987 | 31 |
| | | | | | | | | 1988 | 32 |
| 23 | 4 | - | 7 | 3 | 5 | 58 | Pologne | 1987 | 33 |
| | | | | | | | | 1988 | 34 |
| 5 | 2 | 7 | 14 | 1 | 1 | 57 | Portugal | 1987 | 35 |
| | | | | | | | | 1988 | 36 |
| - | - | - | - | - | - | - | Roumanie | 1987 | 37 |
| | | | | | | | | 1988 | 38 |
| 18 | 19 | 18 | 13 | 13 | 8 | 190 | Espagne | 1987 | 39 |
| | | | | | | | | 1988 | 40 |
| 40 | 44 | 43 | 16 | 13 | 9 | 358 | Suède | 1987 | 41 |
| | | | | | | | | 1988 | 42 |
| 116 | 59 | 71 | 51 | 6 | 16 | 495 | Suisse | 1987 | 43 |
| | | | | | | | | 1988 | 44 |
| 3 | 4 | - | - | 2 | - | 13 | Turquie | 1987 | 45 |
| | | | | | | | | 1988 | 46 |
| 1,464 | 1,374 | 1,070 | 526 | 140 | 390 | 8,200 | Royaume-Uni | 1987 | 47 |
| | | | | | | | | 1988 | 48 |
| 3 | - | 145 | - | - | - | 148 | U.R.S.S. | 1987 | 49 |
| | | | | | | | | 1988 | 50 |
| 1 | - | 1 | 1 | - | - | 9 | Yougoslavie | 1987 | 51 |
| | | | | | | | | 1988 | 52 |
| 3 | 1 | 2 | 50 | - | 1 | 218 | Autres | 1987 | 53 |
| | | | | | | | | 1988 | 54 |
| **3,115** | **2,568** | **2,253** | **1,422** | **422** | **940** | **17,794** | **Total** | **1987** | 55 |
| | | | | | | | | **1988** | 56 |
| | | | | | | | **Afrique:** | | |
| - | - | 1 | - | - | 2 | 5 | Algérie | 1987 | 57 |
| | | | | | | | | 1988 | 58 |
| - | 5 | - | - | - | 1 | 21 | Égypte | 1987 | 59 |
| | | | | | | | | 1988 | 60 |
| - | 2 | 5 | 1 | 1 | - | 14 | Nigeria | 1987 | 61 |
| | | | | | | | | 1988 | 62 |
| 21 | 15 | 9 | 12 | 1 | 2 | 83 | Afrique du Sud | 1987 | 63 |
| | | | | | | | | 1988 | 64 |
| 27 | 50 | 38 | 6 | 3 | 9 | 195 | Autres | 1987 | 65 |
| | | | | | | | | 1988 | 66 |
| **48** | **72** | **53** | **19** | **5** | **14** | **318** | **Total** | **1987** | 67 |
| | | | | | | | | **1988** | 68 |
| | | | | | | | **Asie:** | | |
| 4 | 12 | 1 | - | - | 1 | 23 | Chine | 1987 | 69 |
| | | | | | | | | 1988 | 70 |
| 6 | 7 | 3 | - | - | 1 | 21 | Hong-Kong | 1987 | 71 |
| | | | | | | | | 1988 | 72 |
| 28 | 12 | 27 | 6 | 2 | 10 | 171 | Inde | 1987 | 73 |
| | | | | | | | | 1988 | 74 |
| - | - | - | - | - | - | 3 | Iran | 1987 | 75 |
| | | | | | | | | 1988 | 76 |

Voir renvoi(s) à la fin du tableau.

**Nova Scotia** **TABLE 6B. Non-resident Travellers Entering Canada by Country of Residence(1) – Concluded**

| No. | Country of residence | | January – Janvier | February – Février | March – Mars | April – Avril | May – Mai | June – Juin | 6 months – mois |
|---|---|---|---|---|---|---|---|---|---|
| | **Asia – Concluded:** | | | | | | | | |
| 1 | Israel | 1987 | - | 2 | - | 3 | 13 | 5 | 23 |
| 2 | | 1988 | - | - | 4 | | | | |
| 3 | Japan | 1987 | 2 | 2 | 9 | 7 | 13 | 19 | 52 |
| 4 | | 1988 | 2 | 12 | 7 | | | | |
| 5 | Korea, South | 1987 | - | 1 | 14 | 2 | 2 | 5 | 24 |
| 6 | | 1988 | 11 | 7 | 5 | | | | |
| 7 | Lebanon | 1987 | 5 | 6 | 4 | - | 2 | 4 | 21 |
| 8 | | 1988 | 2 | 5 | 1 | | | | |
| 9 | Malaysia | 1987 | 2 | 1 | 2 | 1 | 1 | 7 | 14 |
| 10 | | 1988 | - | - | 4 | | | | |
| 11 | Pakistan | 1987 | - | - | - | - | - | 10 | 10 |
| 12 | | 1988 | - | - | 2 | | | | |
| 13 | Philippines | 1987 | - | 2 | - | - | 2 | - | 4 |
| 14 | | 1988 | - | 3 | - | | | | |
| 15 | Singapore | 1987 | 1 | 3 | 2 | 1 | 5 | 8 | 20 |
| 16 | | 1988 | 1 | - | - | | | | |
| 17 | Taiwan | 1987 | - | - | - | - | 2 | - | 2 |
| 18 | | 1988 | 1 | - | 2 | | | | |
| 19 | Other | 1987 | 12 | 11 | 4 | 11 | 21 | 43 | 102 |
| 20 | | 1988 | - | - | 6 | | | | |
| 21 | **Total** | **1987** | **26** | **30** | **40** | **43** | **89** | **142** | **370** |
| 22 | | **1988** | **19** | **35** | **33** | | | | |
| | **North America, Central America and Caribbean:** | | | | | | | | |
| 23 | Bahamas | 1987 | 2 | - | - | 3 | 14 | 2 | 21 |
| 24 | | 1988 | 3 | - | 1 | | | | |
| 25 | Barbados | 1987 | - | - | - | 1 | 1 | - | 2 |
| 26 | | 1988 | - | - | 1 | | | | |
| 27 | Bermuda | 1987 | 10 | 16 | 10 | 17 | 86 | 21 | 160 |
| 28 | | 1988 | 9 | 12 | 21 | | | | |
| 29 | Cuba | 1987 | - | - | - | - | - | - | - |
| 30 | | 1988 | - | - | - | | | | |
| 31 | Dominican Republic | 1987 | 2 | - | - | - | - | - | 2 |
| 32 | | 1988 | - | - | 1 | | | | |
| 33 | Haiti | 1987 | - | - | - | - | - | - | - |
| 34 | | 1988 | 1 | - | 2 | | | | |
| 35 | Jamaica | 1987 | - | 1 | - | - | 1 | 2 | 4 |
| 36 | | 1988 | - | 5 | 11 | | | | |
| 37 | Mexico | 1987 | - | 5 | 2 | 1 | 1 | 4 | 13 |
| 38 | | 1988 | - | 1 | 5 | | | | |
| 39 | St. Pierre and Miquelon | 1987 | 260 | 239 | 225 | 262 | 92 | 254 | 1,332 |
| 40 | | 1988 | 299 | 169 | 614 | | | | |
| 41 | Trinidad and Tobago | 1987 | - | 1 | 1 | - | 2 | - | 4 |
| 42 | | 1988 | 7 | - | - | | | | |
| 43 | Other | 1987 | - | 1 | 4 | 5 | 1 | 12 | 23 |
| 44 | | 1988 | 1 | 4 | 10 | | | | |
| 45 | **Total** | **1987** | **274** | **263** | **242** | **289** | **198** | **295** | **1,561** |
| 46 | | **1988** | **320** | **191** | **666** | | | | |
| | **South America:** | | | | | | | | |
| 47 | Argentina | 1987 | - | - | - | - | 6 | 1 | 7 |
| 48 | | 1988 | 2 | - | 1 | | | | |
| 49 | Brazil | 1987 | 2 | 1 | 7 | 2 | 1 | 13 | 26 |
| 50 | | 1988 | - | - | 9 | | | | |
| 51 | Colombia | 1987 | - | - | - | - | - | - | - |
| 52 | | 1988 | - | - | - | | | | |
| 53 | Guyana | 1987 | - | 1 | 2 | - | - | - | 3 |
| 54 | | 1988 | - | 3 | 4 | | | | |
| 55 | Venezuela | 1987 | - | - | - | - | 2 | - | 2 |
| 56 | | 1988 | - | - | - | | | | |
| 57 | Other | 1987 | 2 | - | 3 | - | 1 | 4 | 10 |
| 58 | | 1988 | - | 2 | 2 | | | | |
| 59 | **Total** | **1987** | **4** | **2** | **12** | **2** | **10** | **18** | **48** |
| 60 | | **1988** | **2** | **5** | **16** | | | | |
| | **Oceania and other Ocean Islands:** | | | | | | | | |
| 61 | Australia | 1987 | 7 | 5 | 6 | 8 | 30 | 62 | 118 |
| 62 | | 1988 | 5 | 6 | 15 | | | | |
| 63 | New Zealand | 1987 | 1 | 2 | 2 | 1 | 7 | 12 | 25 |
| 64 | | 1988 | 6 | 3 | 7 | | | | |
| 65 | Other | 1987 | 3 | - | - | - | - | 1 | 4 |
| 66 | | 1988 | - | - | - | | | | |
| 67 | **Total** | **1987** | **11** | **7** | **8** | **9** | **37** | **75** | **147** |
| 68 | | **1988** | **11** | **9** | **22** | | | | |
| 69 | **Grand total** | **1987** | **727** | **767** | **1,459** | **1,547** | **1,812** | **2,995** | **9,307** |
| 70 | | **1988** | **771** | **841** | **1,360** | | | | |

(1) Additional data are available by country on request.

**TABLEAU 6B. Voyageurs non résidents entrant au Canada, selon le pays de résidence(1) – fin** **Nouvelle-Écosse**

| July - Juillet | August - Août | September - Septembre | October - Octobre | November - Novembre | December - Décembre | Year - Année | Pays de résidence | | No |
|---|---|---|---|---|---|---|---|---|---|
| | | | | | | | **Asie – fin:** | | |
| 11 | 35 | 17 | 2 | 2 | 8 | 98 | Israël | 1987 | 1 |
| | | | | | | | | 1988 | 2 |
| 49 | 95 | 33 | 15 | 4 | 3 | 251 | Japon | 1987 | 3 |
| | | | | | | | | 1988 | 4 |
| 12 | 9 | 54 | 5 | 10 | 28 | 142 | Corée du Sud | 1987 | 5 |
| | | | | | | | | 1988 | 6 |
| 6 | 4 | 2 | 2 | 4 | 3 | 42 | Liban | 1987 | 7 |
| | | | | | | | | 1988 | 8 |
| 3 | 2 | 7 | 1 | - | - | 27 | Malaisie | 1987 | 9 |
| | | | | | | | | 1988 | 10 |
| 4 | 3 | - | - | 2 | 2 | 21 | Pakistan | 1987 | 11 |
| | | | | | | | | 1988 | 12 |
| 1 | 4 | - | 2 | - | 3 | 14 | Philippines | 1987 | 13 |
| | | | | | | | | 1988 | 14 |
| 3 | 6 | 14 | 3 | 1 | 2 | 49 | Singapour | 1987 | 15 |
| | | | | | | | | 1988 | 16 |
| 1 | 1 | 1 | 1 | - | - | 6 | Taïwan | 1987 | 17 |
| | | | | | | | | 1988 | 18 |
| 46 | 26 | 14 | 1 | 3 | 11 | 203 | Autres | 1987 | 19 |
| | | | | | | | | 1988 | 20 |
| **174** | **216** | **173** | **38** | **28** | **72** | **1,071** | **Total** | **1987** | 21 |
| | | | | | | | | **1988** | 22 |
| | | | | | | | **Amérique du Nord, Amérique centrale et Antilles:** | | |
| 3 | 46 | 8 | 2 | - | - | 80 | Bahamas | 1987 | 23 |
| | | | | | | | | 1988 | 24 |
| 2 | 1 | 1 | - | 1 | 2 | 9 | Barbade | 1987 | 25 |
| | | | | | | | | 1988 | 26 |
| 36 | 28 | 41 | 11 | 16 | 10 | 302 | Bermudes | 1987 | 27 |
| | | | | | | | | 1988 | 28 |
| - | - | 2 | - | - | - | 2 | Cuba | 1987 | 29 |
| | | | | | | | | 1988 | 30 |
| 1 | 1 | 2 | - | - | - | 6 | Dominicaine (République) | 1987 | 31 |
| | | | | | | | | 1988 | 32 |
| 4 | - | - | - | - | - | 4 | Haïti | 1987 | 33 |
| | | | | | | | | 1988 | 34 |
| 2 | - | 2 | - | 1 | - | 9 | Jamaïque | 1987 | 35 |
| | | | | | | | | 1988 | 36 |
| 16 | 16 | 21 | 15 | - | 2 | 83 | Mexique | 1987 | 37 |
| | | | | | | | | 1988 | 38 |
| 502 | 549 | 405 | 348 | 221 | 190 | 3,547 | St. Pierre-et-Miquelon | 1987 | 39 |
| | | | | | | | | 1988 | 40 |
| 2 | 2 | 4 | 2 | 1 | - | 15 | Trinité et Tobago | 1987 | 41 |
| | | | | | | | | 1988 | 42 |
| 12 | 11 | 8 | 4 | 1 | 1 | 60 | Autres | 1987 | 43 |
| | | | | | | | | 1988 | 44 |
| **580** | **654** | **494** | **382** | **241** | **205** | **4,117** | **Total** | **1987** | 45 |
| | | | | | | | | **1988** | 46 |
| | | | | | | | **Amérique du Sud:** | | |
| - | 4 | - | - | - | - | 11 | Argentine | 1987 | 47 |
| | | | | | | | | 1988 | 48 |
| 4 | 4 | 1 | 6 | 3 | 4 | 48 | Brésil | 1987 | 49 |
| | | | | | | | | 1988 | 50 |
| - | - | 2 | - | 1 | - | 3 | Colombie | 1987 | 51 |
| | | | | | | | | 1988 | 52 |
| - | - | 5 | - | - | - | 8 | Guyane | 1987 | 53 |
| | | | | | | | | 1988 | 54 |
| 5 | 6 | 7 | 2 | 2 | 1 | 25 | Venezuela | 1987 | 55 |
| | | | | | | | | 1988 | 56 |
| 4 | 4 | - | - | - | 4 | 22 | Autres | 1987 | 57 |
| | | | | | | | | 1988 | 58 |
| **13** | **18** | **15** | **8** | **6** | **9** | **117** | **Total** | **1987** | 59 |
| | | | | | | | | **1988** | 60 |
| | | | | | | | **Océanie et autres îles océaniques:** | | |
| 58 | 51 | 55 | 27 | 8 | 33 | 350 | Australie | 1987 | 61 |
| | | | | | | | | 1988 | 62 |
| 12 | 26 | 111 | 6 | 5 | 2 | 187 | Nouvelle-Zélande | 1987 | 63 |
| | | | | | | | | 1988 | 64 |
| 5 | - | 1 | - | - | 1 | 11 | Autres | 1987 | 65 |
| | | | | | | | | 1988 | 66 |
| **75** | **77** | **167** | **33** | **13** | **36** | **548** | **Total** | **1987** | 67 |
| | | | | | | | | **1988** | 68 |
| **4,005** | **3,605** | **3,155** | **1,902** | **715** | **1,276** | **23,965** | **Total global** | **1987** | 69 |
| | | | | | | | | **1988** | 70 |

(1) D'autres renseignements sont disponibles par pays, sur demande.

**Nova Scotia** **TABLE 6C. Resident Travellers Returning to Canada by Type of Transportation**

| No. | Type of transportation | | January - Janvier | February - Février | March - Mars | April - Avril | May - Mai | June - Juin | 6 months - mois |
|---|---|---|---|---|---|---|---|---|---|
| | | | Returning from the United States(1) | | | | | | |
| | **Land:** | | | | | | | | |
| 1 | Automobile | 1987 | 132 | 67 | 219 | 311 | 271 | 1,153 | 2,153 |
| 2 | | 1988 | 157 | 102 | 463 | | | | |
| 3 | Same day | 1987 | - | - | - | - | - | - | - |
| 4 | | 1988 | - | - | - | | | | |
| 5 | One night | 1987 | - | - | 9 | - | 7 | 12 | 28 |
| 6 | | 1988 | - | - | 27 | | | | |
| 7 | Two or more nights | 1987 | 132 | 67 | 210 | 311 | 264 | 1,141 | 2,125 |
| 8 | | 1988 | 157 | 102 | 436 | | | | |
| 9 | Bus | 1987 | - | - | - | - | - | 44 | 44 |
| 10 | | 1988 | - | - | - | | | | |
| 11 | Same day | 1987 | - | - | - | - | - | - | - |
| 12 | | 1988 | - | - | - | | | | |
| 13 | One or more nights | 1987 | - | - | - | - | - | 44 | 44 |
| 14 | | 1988 | - | - | - | | | | |
| 15 | Rail | 1987 | - | - | - | - | - | - | - |
| 16 | | 1988 | - | - | - | | | | |
| 17 | Other methods | 1987 | 16 | 3 | 14 | 11 | 64 | 212 | 320 |
| 18 | | 1988 | 31 | 15 | 53 | | | | |
| 19 | **Total land** | **1987** | **148** | **70** | **233** | **322** | **335** | **1,409** | **2,517** |
| 20 | | **1988** | **188** | **117** | **516** | | | | |
| | **Air:** | | | | | | | | |
| 21 | Commercial | 1987 | 1,739 | 2,470 | 6,658 | 5,480 | 3,428 | 1,849 | 21,624 |
| 22 | | 1988 | 1,763 | 2,904 | 6,234 | | | | |
| 23 | Private | 1987 | 23 | 16 | 23 | 22 | 41 | 45 | 170 |
| 24 | | 1988 | 51 | 74 | 65 | | | | |
| 25 | **Total air** | **1987** | **1,762** | **2,486** | **6,681** | **5,502** | **3,469** | **1,894** | **21,794** |
| 26 | | **1988** | **1,814** | **2,978** | **6,299** | | | | |
| | **Marine:** | | | | | | | | |
| 27 | Commercial | 1987 | - | - | - | 300 | - | 25 | 325 |
| 28 | | 1988 | - | 2 | 2 | | | | |
| 29 | Private | 1987 | - | - | - | - | 1 | 12 | 13 |
| 30 | | 1988 | - | - | - | | | | |
| 31 | **Total marine** | **1987** | **-** | **-** | **-** | **300** | **1** | **37** | **338** |
| 32 | | **1988** | **-** | **2** | **2** | | | | |
| 33 | **Total** | **1987** | **1,910** | **2,556** | **6,914** | **6,124** | **3,805** | **3,340** | **24,649** |
| 34 | | **1988** | **2,002** | **3,097** | **6,817** | | | | |
| | | | Returning from countries other than the United States(2) | | | | | | |
| | **Land (Via the U.S.A.):** | | | | | | | | |
| 35 | 1987 | | - | - | - | - | - | - | - |
| 36 | 1988 | | - | - | - | | | | |
| | **Air:** | | | | | | | | |
| 37 | Returning direct | 1987 | 1,268 | 931 | 2,473 | 2,895 | 3,469 | 2,535 | 13,571 |
| 38 | | 1988 | 676 | 973 | 2,492 | | | | |
| 39 | Returning via the U.S.A. | 1987 | 79 | 54 | 93 | 49 | 58 | 59 | 392 |
| 40 | | 1988 | 148 | 27 | 130 | | | | |
| 41 | **Total air** | **1987** | **1,347** | **985** | **2,566** | **2,944** | **3,527** | **2,594** | **13,963** |
| 42 | | **1988** | **824** | **1,000** | **2,622** | | | | |
| | **Marine:** | | | | | | | | |
| 43 | Returning direct | 1987 | - | - | - | - | 4 | 6 | 10 |
| 44 | | 1988 | - | 3 | - | | | | |
| 45 | Returning via the U.S.A. | 1987 | - | - | - | - | - | - | - |
| 46 | | 1988 | - | - | - | | | | |
| 47 | **Total marine** | **1987** | **-** | **-** | **-** | **-** | **4** | **6** | **10** |
| 48 | | **1988** | **-** | **3** | **-** | | | | |
| 49 | **Total** | **1987** | **1,347** | **985** | **2,566** | **2,944** | **3,531** | **2,600** | **13,973** |
| 50 | | **1988** | **824** | **1,003** | **2,622** | | | | |
| 51 | **Grand total** | **1987** | **3,257** | **3,541** | **9,480** | **9,068** | **7,336** | **5,940** | **38,622** |
| 52 | | **1988** | **2,826** | **4,100** | **9,439** | | | | |

(1) Continental United States, Alaska and Hawaii.
(2) Includes Puerto Rico and other U.S. protectorates.

**TABLEAU 6C. Voyageurs résidents revenant au Canada, selon le moyen de transport** **Nouvelle-Écosse**

| July - Juillet | August - Août | September - Septembre | October - Octobre | November - Novembre | December - Décembre | Year - Année | Moyen de transport | | No |
|---|---|---|---|---|---|---|---|---|---|
| | | | Rentrée des États-Unis(1) | | | | | | |
| | | | | | | | **Par terre:** | | |
| 3,332 | 3,309 | 1,324 | 763 | 188 | 280 | 11,349 | Automobile | 1987 | 1 |
| | | | | | | | | 1988 | 2 |
| - | - | - | - | - | - | - | Même jour | 1987 | 3 |
| | | | | | | | | 1988 | 4 |
| 9 | 42 | 2 | 9 | 2 | 5 | 97 | Une nuit | 1987 | 5 |
| | | | | | | | | 1988 | 6 |
| 3,323 | 3,267 | 1,322 | 754 | 186 | 275 | 11,252 | Deux nuits ou plus | 1987 | 7 |
| | | | | | | | | 1988 | 8 |
| 38 | - | 92 | 204 | - | - | 378 | Autocar | 1987 | 9 |
| | | | | | | | | 1988 | 10 |
| - | - | - | - | - | - | - | Même jour | 1987 | 11 |
| | | | | | | | | 1988 | 12 |
| 38 | - | 92 | 204 | - | - | 378 | Une nuit ou plus | 1987 | 13 |
| | | | | | | | | 1988 | 14 |
| - | - | - | - | - | - | - | Chemin de fer | 1987 | 15 |
| | | | | | | | | 1988 | 16 |
| 401 | 427 | 417 | 123 | 24 | 45 | 1,757 | Autres moyens | 1987 | 17 |
| | | | | | | | | 1988 | 18 |
| **3,771** | **3,736** | **1,833** | **1,090** | **212** | **325** | **13,484** | **Total, par terre** | **1987** | 19 |
| | | | | | | | | **1988** | 20 |
| | | | | | | | **Par air:** | | |
| 1,824 | 1,640 | 1,375 | 1,518 | 1,409 | 1,966 | 31,356 | Commercial | 1987 | 21 |
| | | | | | | | | 1988 | 22 |
| 46 | 80 | 41 | 59 | 64 | 24 | 484 | Privé | 1987 | 23 |
| | | | | | | | | 1988 | 24 |
| **1,870** | **1,720** | **1,416** | **1,577** | **1,473** | **1,990** | **31,840** | **Total, par air** | **1987** | 25 |
| | | | | | | | | **1988** | 26 |
| | | | | | | | **Par mer:** | | |
| 216 | 185 | 105 | 48 | - | - | 879 | Commercial | 1987 | 27 |
| | | | | | | | | 1988 | 28 |
| 311 | 14 | 5 | - | - | - | 343 | Privé | 1987 | 29 |
| | | | | | | | | 1988 | 30 |
| **527** | **199** | **110** | **48** | **-** | **-** | **1,222** | **Total, par mer** | **1987** | 31 |
| | | | | | | | | **1988** | 32 |
| **6,168** | **5,655** | **3,359** | **2,715** | **1,685** | **2,315** | **46,546** | **Total** | **1987** | 33 |
| | | | | | | | | **1988** | 34 |
| | | | Rentrée des pays autres que les États-Unis(2) | | | | | | |
| | | | | | | | **Par terre (via les États-Unis):** | | |
| - | - | - | - | - | - | - | 1987 | | 35 |
| | | | | | | | 1988 | | 36 |
| | | | | | | | **Par air:** | | |
| 3,004 | 3,598 | 3,003 | 2,482 | 1,039 | 547 | 27,244 | Rentrée directe | 1987 | 37 |
| | | | | | | | | 1988 | 38 |
| 57 | 48 | 29 | 104 | 48 | 351 | 1,029 | Rentrée via les États-Unis | 1987 | 39 |
| | | | | | | | | 1988 | 40 |
| **3,061** | **3,646** | **3,032** | **2,586** | **1,087** | **898** | **28,273** | **Total, par air** | **1987** | 41 |
| | | | | | | | | **1988** | 42 |
| | | | | | | | **Par mer:** | | |
| - | 10 | 41 | 2 | - | - | 63 | Rentrée directe | 1987 | 43 |
| | | | | | | | | 1988 | 44 |
| 1 | - | - | 15 | - | - | 16 | Rentrée via les États-Unis | 1987 | 45 |
| | | | | | | | | 1988 | 46 |
| **1** | **10** | **41** | **17** | **-** | **-** | **79** | **Total, par mer** | **1987** | 47 |
| | | | | | | | | **1988** | 48 |
| **3,062** | **3,656** | **3,073** | **2,603** | **1,087** | **898** | **28,352** | **Total** | **1987** | 49 |
| | | | | | | | | **1988** | 50 |
| **9,230** | **9,311** | **6,432** | **5,318** | **2,772** | **3,213** | **74,898** | **Total global** | **1987** | 51 |
| | | | | | | | | **1988** | 52 |

(1) États-Unis continentaux, Alaska et Hawaï.
(2) Comprend Porto-Rico et les autres protections des États-Unis.

**Nova Scotia** **TABLE 6D. Number of Vehicles Travelling Between Canada and the United States**

| No. | Type of vehicle | | January - Janvier | February - Février | March - Mars | April - Avril | May - Mai | June - Juin | 6 months - mois |
|---|---|---|---|---|---|---|---|---|---|
| | | | United States vehicles | | | | | | |
| | **Automobile:** | | | | | | | | |
| 1 | Same day | 1987 | - | - | - | - | - | - | - |
| 2 | | 1988 | - | - | - | | | | |
| 3 | One night | 1987 | - | - | 6 | - | 16 | 40 | 62 |
| 4 | | 1988 | - | - | 5 | | | | |
| 5 | Two or more nights | 1987 | 41 | 34 | 36 | 99 | 654 | 3,081 | 3,945 |
| 6 | | 1988 | 49 | 54 | 76 | | | | |
| 7 | **Total** | **1987** | **41** | **34** | **42** | **99** | **670** | **3,121** | **4,007** |
| 8 | | **1988** | **49** | **54** | **81** | | | | |
| 9 | Trucks used commercially | 1987 | 38 | 34 | 35 | 31 | 18 | 33 | 189 |
| 10 | | 1988 | 20 | 5 | 11 | | | | |
| 11 | Other vehicles | 1987 | - | - | - | 1 | 38 | 285 | 324 |
| 12 | | 1988 | - | - | - | | | | |
| 13 | **Total** | **1987** | **79** | **68** | **77** | **131** | **726** | **3,439** | **4,520** |
| 14 | | **1988** | **69** | **59** | **92** | | | | |
| | | | Canadian vehicles | | | | | | |
| | **Automobile:** | | | | | | | | |
| 15 | Same day | 1987 | - | - | - | - | - | - | - |
| 16 | | 1988 | - | - | - | | | | |
| 17 | One night | 1987 | - | - | 4 | - | 4 | 8 | 16 |
| 18 | | 1988 | - | - | 15 | | | | |
| 19 | Two or more nights | 1987 | 53 | 35 | 84 | 141 | 120 | 484 | 917 |
| 20 | | 1988 | 75 | 45 | 173 | | | | |
| 21 | **Total** | **1987** | **53** | **35** | **88** | **141** | **124** | **492** | **933** |
| 22 | | **1988** | **75** | **45** | **188** | | | | |
| 23 | Trucks used commercially | 1987 | 155 | 125 | 178 | 155 | 127 | 185 | 925 |
| 24 | | 1988 | 194 | 198 | 199 | | | | |
| 25 | Other vehicles | 1987 | - | - | - | 1 | 2 | 40 | 43 |
| 26 | | 1988 | - | - | 1 | | | | |
| 27 | **Total** | **1987** | **208** | **160** | **266** | **297** | **253** | **717** | **1,901** |
| 28 | | **1988** | **269** | **243** | **388** | | | | |
| | | | Total vehicles | | | | | | |
| | **Automobile:** | | | | | | | | |
| 29 | Same day | 1987 | - | - | - | - | - | - | - |
| 30 | | 1988 | - | - | - | | | | |
| 31 | One night | 1987 | - | - | 10 | - | 20 | 48 | 78 |
| 32 | | 1988 | - | - | 20 | | | | |
| 33 | Two or more nights | 1987 | 94 | 69 | 120 | 240 | 774 | 3,565 | 4,862 |
| 34 | | 1988 | 124 | 99 | 249 | | | | |
| 35 | **Total** | **1987** | **94** | **69** | **130** | **240** | **794** | **3,613** | **4,940** |
| 36 | | **1988** | **124** | **99** | **269** | | | | |
| 37 | Trucks used commercially | 1987 | 193 | 159 | 213 | 186 | 145 | 218 | 1,114 |
| 38 | | 1988 | 214 | 203 | 210 | | | | |
| 39 | Other vehicles | 1987 | - | - | - | 2 | 40 | 325 | 367 |
| 40 | | 1988 | - | - | 1 | | | | |
| 41 | **Total** | **1987** | **287** | **228** | **343** | **428** | **979** | **4,156** | **6,421** |
| 42 | | **1988** | **338** | **302** | **480** | | | | |

**TABLEAU 6D. Nombre de véhicules voyageant entre le Canada et les États-Unis** **Nouvelle-Écosse**

| July - Juillet | August - Août | September - Septembre | October - Octobre | November - Novembre | December - Décembre | Year - Année | Genre de véhicule | No |
|---|---|---|---|---|---|---|---|---|
| | | | Véhicules des États-Unis | | | | | |
| | | | | | | | **Automobile:** | |
| - | - | - | - | - | - | - | Même jour ..... 1987 | 1 |
| | | | | | | | 1988 | 2 |
| 21 | 65 | 51 | 14 | - | - | 213 | Une nuit ..... 1987 | 3 |
| | | | | | | | 1988 | 4 |
| 7,224 | 7,981 | 5,153 | 1,435 | 133 | 96 | 25,967 | Deux nuits ou plus ..... 1987 | 5 |
| | | | | | | | 1988 | 6 |
| **7,245** | **8,046** | **5,204** | **1,449** | **133** | **96** | **26,180** | **Total ..... 1987** | 7 |
| | | | | | | | **1988** | 8 |
| 65 | 14 | 20 | 12 | 78 | 35 | 413 | Camions commerciaux ..... 1987 | 9 |
| | | | | | | | 1988 | 10 |
| 631 | 635 | 196 | 30 | - | - | 1,816 | Autres véhicules ..... 1987 | 11 |
| | | | | | | | 1988 | 12 |
| **7,941** | **8,695** | **5,420** | **1,491** | **211** | **131** | **28,409** | **Total ..... 1987** | 13 |
| | | | | | | | **1988** | 14 |
| | | | Véhicules du Canada | | | | | |
| | | | | | | | **Automobile:** | |
| - | - | - | - | - | - | - | Même jour ..... 1987 | 15 |
| | | | | | | | 1988 | 16 |
| 5 | 16 | 1 | 4 | 1 | 3 | 46 | Une nuit ..... 1987 | 17 |
| | | | | | | | 1988 | 18 |
| 1,222 | 1,222 | 578 | 324 | 85 | 123 | 4,471 | Deux nuits ou plus ..... 1987 | 19 |
| | | | | | | | 1988 | 20 |
| **1,227** | **1,238** | **579** | **328** | **86** | **126** | **4,517** | **Total ..... 1987** | 21 |
| | | | | | | | **1988** | 22 |
| 154 | 140 | 154 | 123 | 90 | 206 | 1,792 | Camions commerciaux ..... 1987 | 23 |
| | | | | | | | 1988 | 24 |
| 130 | 67 | 20 | 4 | - | - | 264 | Autres véhicules ..... 1987 | 25 |
| | | | | | | | 1988 | 26 |
| **1,511** | **1,445** | **753** | **455** | **176** | **332** | **6,573** | **Total ..... 1987** | 27 |
| | | | | | | | **1988** | 28 |
| | | | Total, véhicules | | | | | |
| | | | | | | | **Automobile:** | |
| - | - | - | - | - | - | - | Même jour ..... 1987 | 29 |
| | | | | | | | 1988 | 30 |
| 26 | 81 | 52 | 18 | 1 | 3 | 259 | Une nuit ..... 1987 | 31 |
| | | | | | | | 1988 | 32 |
| 8,446 | 9,203 | 5,731 | 1,759 | 218 | 219 | 30,438 | Deux nuits ou plus ..... 1987 | 33 |
| | | | | | | | 1988 | 34 |
| **8,472** | **9,284** | **5,783** | **1,777** | **219** | **222** | **30,697** | **Total ..... 1987** | 35 |
| | | | | | | | **1988** | 36 |
| 219 | 154 | 174 | 135 | 168 | 241 | 2,205 | Camions commerciaux ..... 1987 | 37 |
| | | | | | | | 1988 | 38 |
| 761 | 702 | 216 | 34 | - | - | 2,080 | Autres véhicules ..... 1987 | 39 |
| | | | | | | | 1988 | 40 |
| **9,452** | **10,140** | **6,173** | **1,946** | **387** | **463** | **34,982** | **Total ..... 1987** | 41 |
| | | | | | | | **1988** | 42 |

**New Brunswick** **TABLE 7A. Non-resident Travellers Entering Canada by Type of Transportation**

| No. | Type of transportation | | January - Janvier | February - Février | March - Mars | April - Avril | May - Mai | June - Juin | 6 months - mois |
|---|---|---|---|---|---|---|---|---|---|
| | | | Residents of the United States | | | | | | |
| | **Land:** | | | | | | | | |
| 1 | Automobile | 1987 | 132,757 | 127,703 | 143,130 | 166,167 | 192,733 | 211,380 | 973,870 |
| 2 | | 1988 | 138,289 | 127,487 | 147,733 | | | | |
| 3 | Same day | 1987 | 127,260 | 121,262 | 137,104 | 154,971 | 171,769 | 175,561 | 887,927 |
| 4 | | 1988 | 132,473 | 120,554 | 139,283 | | | | |
| 5 | One night | 1987 | 1,272 | 1,250 | 1,227 | 1,790 | 2,463 | 3,466 | 11,468 |
| 6 | | 1988 | 1,364 | 1,342 | 1,499 | | | | |
| 7 | Two or more nights | 1987 | 4,225 | 5,191 | 4,799 | 9,406 | 18,501 | 32,353 | 74,475 |
| 8 | | 1988 | 4,452 | 5,591 | 6,951 | | | | |
| 9 | Bus | 1987 | 645 | 775 | 328 | 1,589 | 1,649 | 4,400 | 9,386 |
| 10 | | 1988 | 792 | 734 | 1,018 | | | | |
| 11 | Same day | 1987 | 529 | 481 | 200 | 1,061 | 1,089 | 2,460 | 5,820 |
| 12 | | 1988 | 642 | 455 | 559 | | | | |
| 13 | One or more nights | 1987 | 116 | 294 | 128 | 528 | 560 | 1,940 | 3,566 |
| 14 | | 1988 | 150 | 279 | 459 | | | | |
| 15 | Rail | 1987 | 7 | 7 | 19 | 26 | 51 | 37 | 147 |
| 16 | | 1988 | 20 | 5 | 15 | | | | |
| 17 | Other methods | 1987 | 1,952 | 2,083 | 3,007 | 4,393 | 5,601 | 5,927 | 22,963 |
| 18 | | 1988 | 1,779 | 2,112 | 2,415 | | | | |
| 19 | **Total land** | **1987** | **135,361** | **130,568** | **146,484** | **172,175** | **200,034** | **221,744** | **1,006,366** |
| 20 | | **1988** | **140,880** | **130,338** | **151,181** | | | | |
| | **Air:** | | | | | | | | |
| 21 | Commercial | 1987 | 110 | 39 | 65 | 52 | 171 | 342 | 779 |
| 22 | | 1988 | 651 | 679 | 1,026 | | | | |
| 23 | Private | 1987 | 37 | 56 | 45 | 106 | 201 | 331 | 776 |
| 24 | | 1988 | 37 | 65 | 58 | | | | |
| 25 | **Total air** | **1987** | **147** | **95** | **110** | **158** | **372** | **673** | **1,555** |
| 26 | | **1988** | **688** | **744** | **1,084** | | | | |
| | **Marine:** | | | | | | | | |
| 27 | Commercial | 1987 | - | - | - | - | - | - | - |
| 28 | | 1988 | - | - | - | | | | |
| 29 | Private | 1987 | - | - | 2 | - | 10 | 30 | 42 |
| 30 | | 1988 | - | - | - | | | | |
| 31 | **Total marine** | **1987** | **-** | **-** | **2** | **-** | **10** | **30** | **42** |
| 32 | | **1988** | **-** | **-** | **-** | | | | |
| 33 | **Total** | **1987** | **135,508** | **130,663** | **146,596** | **172,333** | **200,416** | **222,447** | **1,007,963** |
| 34 | | **1988** | **141,568** | **131,082** | **152,265** | | | | |
| | | | Residents of countries other than the United States | | | | | | |
| | **Land(via the U.S.A.):** | | | | | | | | |
| 35 | Same day | 1987 | 15 | 9 | 18 | 39 | 65 | 173 | 319 |
| 36 | | 1988 | 5 | 15 | 8 | | | | |
| 37 | One or more nights | 1987 | 20 | 19 | 21 | 60 | 157 | 209 | 486 |
| 38 | | 1988 | 31 | 12 | 37 | | | | |
| 39 | **Total land** | **1987** | **35** | **28** | **39** | **99** | **222** | **382** | **805** |
| 40 | | **1988** | **36** | **27** | **45** | | | | |
| | **Air:** | | | | | | | | |
| 41 | Entering direct | 1987 | - | 3 | - | 3 | 11 | 2 | 19 |
| 42 | | 1988 | - | - | - | | | | |
| 43 | Entering via the U.S.A. | 1987 | - | 13 | 6 | 7 | 24 | 40 | 90 |
| 44 | | 1988 | 179 | 77 | 96 | | | | |
| 45 | **Total air** | **1987** | **-** | **16** | **6** | **10** | **35** | **42** | **109** |
| 46 | | **1988** | **179** | **77** | **96** | | | | |
| | **Marine:** | | | | | | | | |
| 47 | Entering direct | 1987 | - | - | - | - | - | - | - |
| 48 | | 1988 | - | 3 | - | | | | |
| 49 | Entering via the U.S.A. | 1987 | - | 4 | - | - | - | 2 | 6 |
| 50 | | 1988 | - | - | 2 | | | | |
| 51 | **Total marine** | **1987** | **-** | **4** | **-** | **-** | **-** | **2** | **6** |
| 52 | | **1988** | **-** | **3** | **2** | | | | |
| 53 | **Total** | **1987** | **35** | **48** | **45** | **109** | **257** | **426** | **920** |
| 54 | | **1988** | **215** | **107** | **143** | | | | |
| 55 | **Grand total** | **1987** | **135,543** | **130,711** | **146,641** | **172,442** | **200,673** | **222,873** | **1,008,883** |
| 56 | | **1988** | **141,783** | **131,189** | **152,408** | | | | |

## TABLEAU 7A. Voyageurs non résidents entrant au Canada, selon le moyen de transport — Nouveau-Brunswick

| July - Juillet | August - Août | September - Septembre | October - Octobre | November - Novembre | December - Décembre | Year - Année | Moyen de transport | | No |
|---|---|---|---|---|---|---|---|---|---|
| **Résidents des États-Unis** | | | | | | | | | |
| | | | | | | | **Par terre:** | | |
| 322,198 | 310,104 | 219,542 | 185,068 | 159,843 | 169,151 | 2,339,776 | Automobile | 1987 | 1 |
| | | | | | | | | 1988 | 2 |
| 238,268 | 229,282 | 177,396 | 160,492 | 145,447 | 155,327 | 1,994,139 | Même jour | 1987 | 3 |
| | | | | | | | | 1988 | 4 |
| 6,135 | 5,981 | 4,002 | 2,395 | 1,856 | 2,494 | 34,331 | Une nuit | 1987 | 5 |
| | | | | | | | | 1988 | 6 |
| 77,795 | 74,841 | 38,144 | 22,181 | 12,540 | 11,330 | 311,306 | Deux nuits ou plus | 1987 | 7 |
| | | | | | | | | 1988 | 8 |
| 8,076 | 9,221 | 5,985 | 2,671 | 589 | 1,083 | 37,011 | Autocar | 1987 | 9 |
| | | | | | | | | 1988 | 10 |
| 2,506 | 1,787 | 2,022 | 1,168 | 376 | 912 | 14,591 | Même jour | 1987 | 11 |
| | | | | | | | | 1988 | 12 |
| 5,570 | 7,434 | 3,963 | 1,503 | 213 | 171 | 22,420 | Une nuit ou plus | 1987 | 13 |
| | | | | | | | | 1988 | 14 |
| 30 | 35 | 39 | 59 | 5 | 3 | 318 | Chemin de fer | 1987 | 15 |
| | | | | | | | | 1988 | 16 |
| 8,291 | 8,253 | 4,414 | 3,642 | 2,372 | 2,870 | 52,805 | Autres moyens | 1987 | 17 |
| | | | | | | | | 1988 | 18 |
| **338,595** | **327,613** | **229,980** | **191,440** | **162,809** | **173,107** | **2,429,910** | **Total, par terre** | **1987** | 19 |
| | | | | | | | | **1988** | 20 |
| | | | | | | | **Par air:** | | |
| 430 | 2,777 | 2,018 | 1,232 | 884 | 1,099 | 9,219 | Commercial | 1987 | 21 |
| | | | | | | | | 1988 | 22 |
| 434 | 321 | 237 | 112 | 96 | 67 | 2,043 | Privé | 1987 | 23 |
| | | | | | | | | 1988 | 24 |
| **864** | **3,098** | **2,255** | **1,344** | **980** | **1,166** | **11,262** | **Total, par air** | **1987** | 25 |
| | | | | | | | | **1988** | 26 |
| | | | | | | | **Par mer:** | | |
| 128 | 185 | 761 | 115 | - | - | 1,189 | Commercial | 1987 | 27 |
| | | | | | | | | 1988 | 28 |
| 298 | 389 | 68 | 19 | 1 | - | 817 | Privé | 1987 | 29 |
| | | | | | | | | 1988 | 30 |
| **426** | **574** | **829** | **134** | **1** | **-** | **2,006** | **Total, par mer** | **1987** | 31 |
| | | | | | | | | **1988** | 32 |
| **339,885** | **331,285** | **233,064** | **192,918** | **163,790** | **174,273** | **2,443,178** | **Total** | **1987** | 33 |
| | | | | | | | | **1988** | 34 |
| **Résidents des pays autres que les États-Unis** | | | | | | | | | |
| | | | | | | | **Par terre (via les États-Unis):** | | |
| 185 | 304 | 154 | 90 | 27 | 35 | 1,114 | Même jour | 1987 | 35 |
| | | | | | | | | 1988 | 36 |
| 514 | 788 | 384 | 138 | 43 | 62 | 2,415 | Une nuit ou plus | 1987 | 37 |
| | | | | | | | | 1988 | 38 |
| **699** | **1,092** | **538** | **228** | **70** | **97** | **3,529** | **Total, par terre** | **1987** | 39 |
| | | | | | | | | **1988** | 40 |
| | | | | | | | **Par air:** | | |
| 6 | - | 1 | - | 2 | - | 28 | Entrée directe | 1987 | 41 |
| | | | | | | | | 1988 | 42 |
| 37 | 123 | 165 | 119 | 62 | 121 | 717 | Entrée via les États-Unis | 1987 | 43 |
| | | | | | | | | 1988 | 44 |
| **43** | **123** | **166** | **119** | **64** | **121** | **745** | **Total, par air** | **1987** | 45 |
| | | | | | | | | **1988** | 46 |
| | | | | | | | **Par mer:** | | |
| - | 10 | - | 2 | - | - | 12 | Entrée directe | 1987 | 47 |
| | | | | | | | | 1988 | 48 |
| 14 | 8 | 4 | - | - | - | 32 | Entrée via les États-Unis | 1987 | 49 |
| | | | | | | | | 1988 | 50 |
| **14** | **18** | **4** | **2** | **-** | **-** | **44** | **Total, par mer** | **1987** | 51 |
| | | | | | | | | **1988** | 52 |
| **756** | **1,233** | **708** | **349** | **134** | **218** | **4,318** | **Total** | **1987** | 53 |
| | | | | | | | | **1988** | 54 |
| **340,641** | **332,518** | **233,772** | **193,267** | **163,924** | **174,491** | **2,447,496** | **Total global** | **1987** | 55 |
| | | | | | | | | **1988** | 56 |

**New Brusnwick** **TABLE 7B. Non-resident Travellers Entering Canada by Country of Residence(1)**

| No. | Country of residence | | January - Janvier | February - Février | March - Mars | April - Avril | May - Mai | June - Juin | 6 months - mois |
|---|---|---|---|---|---|---|---|---|---|
| | **Europe:** | | | | | | | | |
| 1 | Austria | 1987 | 1 | - | - | - | 1 | 1 | 3 |
| 2 | | 1988 | 5 | 1 | - | | | | |
| 3 | Belgium | 1987 | - | - | - | - | 2 | 2 | 4 |
| 4 | | 1988 | - | 2 | - | | | | |
| 5 | Bulgaria | 1987 | - | - | - | - | - | - | - |
| 6 | | 1988 | - | - | - | | | | |
| 7 | Czechoslovakia | 1987 | - | - | - | - | - | 1 | 1 |
| 8 | | 1988 | - | - | - | | | | |
| 9 | Denmark | 1987 | - | - | 1 | 5 | 3 | 11 | 20 |
| 10 | | 1988 | 4 | 6 | 5 | | | | |
| 11 | Finland | 1987 | - | - | - | 2 | 1 | 3 | 6 |
| 12 | | 1988 | - | 2 | 1 | | | | |
| 13 | France | 1987 | - | 2 | 1 | 5 | 14 | 17 | 39 |
| 14 | | 1988 | 3 | 4 | 5 | | | | |
| 15 | Germany (Federal Republic) | 1987 | 7 | 1 | 6 | 13 | 58 | 151 | 236 |
| 16 | | 1988 | 7 | 20 | 31 | | | | |
| 17 | Greece | 1987 | - | - | - | - | - | - | - |
| 18 | | 1988 | - | 3 | - | | | | |
| 19 | Hungary | 1987 | - | - | - | - | - | - | - |
| 20 | | 1988 | - | - | - | | | | |
| 21 | Iceland | 1987 | - | - | - | - | - | - | - |
| 22 | | 1988 | 28 | 1 | 3 | | | | |
| 23 | Ireland (Republic) | 1987 | - | 1 | - | - | 1 | 2 | 4 |
| 24 | | 1988 | 3 | - | 5 | | | | |
| 25 | Italy | 1987 | - | - | 1 | - | - | 4 | 5 |
| 26 | | 1988 | 4 | 1 | 3 | | | | |
| 27 | Malta | 1987 | - | - | - | - | - | - | - |
| 28 | | 1988 | - | - | - | | | | |
| 29 | Netherlands, The | 1987 | 3 | - | 3 | 1 | 7 | 24 | 38 |
| 30 | | 1988 | 10 | 2 | 4 | | | | |
| 31 | Norway | 1987 | 1 | 6 | 3 | 3 | 1 | 4 | 18 |
| 32 | | 1988 | 5 | 4 | 3 | | | | |
| 33 | Poland | 1987 | - | - | 1 | - | 1 | - | 2 |
| 34 | | 1988 | - | - | - | | | | |
| 35 | Portugal | 1987 | - | - | - | - | - | 1 | 1 |
| 36 | | 1988 | - | - | - | | | | |
| 37 | Rumania | 1987 | - | - | - | - | - | - | - |
| 38 | | 1988 | 5 | 2 | - | | | | |
| 39 | Spain | 1987 | 5 | 2 | - | 10 | 9 | 2 | 28 |
| 40 | | 1988 | 1 | - | 1 | | | | |
| 41 | Sweden | 1987 | 1 | - | 3 | 6 | 6 | 25 | 41 |
| 42 | | 1988 | 2 | 4 | 6 | | | | |
| 43 | Switzerland | 1987 | - | 2 | 2 | 3 | 19 | 27 | 53 |
| 44 | | 1988 | 1 | 1 | 1 | | | | |
| 45 | Turkey | 1987 | - | - | - | - | - | - | - |
| 46 | | 1988 | - | - | - | | | | |
| 47 | United Kingdom | 1987 | 6 | 19 | 9 | 30 | 64 | 91 | 219 |
| 48 | | 1988 | 53 | 25 | 39 | | | | |
| 49 | U.S.S.R. | 1987 | - | - | - | - | - | - | - |
| 50 | | 1988 | - | - | - | | | | |
| 51 | Yugoslavia | 1987 | - | - | - | - | 1 | - | 1 |
| 52 | | 1988 | - | 2 | - | | | | |
| 53 | Other | 1987 | - | - | - | - | - | - | - |
| 54 | | 1988 | - | - | - | | | | |
| 55 | **Total** | **1987** | **24** | **33** | **30** | **78** | **188** | **366** | **719** |
| 56 | | **1988** | **131** | **80** | **107** | | | | |
| | **Africa:** | | | | | | | | |
| 57 | Algeria | 1987 | - | - | - | - | - | - | - |
| 58 | | 1988 | - | - | - | | | | |
| 59 | Egypt | 1987 | - | - | - | - | - | - | - |
| 60 | | 1988 | - | 3 | - | | | | |
| 61 | Nigeria | 1987 | - | 1 | - | - | - | - | 1 |
| 62 | | 1988 | - | - | - | | | | |
| 63 | South Africa | 1987 | - | - | - | - | - | - | - |
| 64 | | 1988 | - | - | 2 | | | | |
| 65 | Other | 1987 | - | - | - | - | - | - | - |
| 66 | | 1988 | 6 | - | - | | | | |
| 67 | **Total** | **1987** | **-** | **1** | **-** | **-** | **-** | **-** | **1** |
| 68 | | **1988** | **6** | **3** | **2** | | | | |
| | **Asia:** | | | | | | | | |
| 69 | China | 1987 | 1 | - | - | - | 3 | 1 | 5 |
| 70 | | 1988 | 3 | 1 | - | | | | |
| 71 | Hong Kong | 1987 | 1 | 3 | 2 | - | - | - | 6 |
| 72 | | 1988 | 2 | - | - | | | | |
| 73 | India | 1987 | 1 | 1 | - | 1 | 1 | 2 | 6 |
| 74 | | 1988 | - | 1 | - | | | | |
| 75 | Iran | 1987 | - | - | - | - | 1 | - | 1 |
| 76 | | 1988 | - | - | - | | | | |

See footnote(s) at end of table.

**TABLEAU 7B. Voyageurs non résidents entrant au Canada, selon le pays de résidence(1)** **Nouveau-Brunswick**

| July - Juillet | August - Août | September - Septembre | October - Octobre | November - Novembre | December - Décembre | Year - Année | Pays de résidence | | No |
|---|---|---|---|---|---|---|---|---|---|
| | | | | | | | **Europe:** | | |
| 3 | 3 | 4 | 7 | 3 | 2 | 25 | Autriche | 1987 | 1 |
| | | | | | | | | 1988 | 2 |
| 14 | 14 | 9 | - | 2 | - | 43 | Belgique | 1987 | 3 |
| | | | | | | | | 1988 | 4 |
| - | - | - | - | - | - | - | Bulgarie | 1987 | 5 |
| | | | | | | | | 1988 | 6 |
| - | - | - | - | - | - | 1 | Tchécoslovaquie | 1987 | 7 |
| | | | | | | | | 1988 | 8 |
| 14 | 6 | 3 | - | 1 | 3 | 47 | Danemark | 1987 | 9 |
| | | | | | | | | 1988 | 10 |
| 7 | 2 | 1 | 9 | 3 | 3 | 31 | Finlande | 1987 | 11 |
| | | | | | | | | 1988 | 12 |
| 121 | 238 | 36 | 18 | 8 | 13 | 473 | France | 1987 | 13 |
| | | | | | | | | 1988 | 14 |
| 162 | 169 | 136 | 46 | 9 | 7 | 765 | Allemagne (République fédérale) | 1987 | 15 |
| | | | | | | | | 1988 | 16 |
| 1 | 2 | - | - | - | 4 | 7 | Grèce | 1987 | 17 |
| | | | | | | | | 1988 | 18 |
| - | 3 | - | - | - | - | 3 | Hongrie | 1987 | 19 |
| | | | | | | | | 1988 | 20 |
| 2 | 8 | 1 | - | - | - | 11 | Islande | 1987 | 21 |
| | | | | | | | | 1988 | 22 |
| 3 | 7 | 15 | 2 | 2 | 3 | 36 | Irlande (République d') | 1987 | 23 |
| | | | | | | | | 1988 | 24 |
| 6 | 42 | 7 | - | - | 2 | 62 | Italie | 1987 | 25 |
| | | | | | | | | 1988 | 26 |
| - | - | - | - | - | - | - | Malte | 1987 | 27 |
| | | | | | | | | 1988 | 28 |
| 34 | 108 | 46 | 9 | 6 | 10 | 251 | Pays-Bas | 1987 | 29 |
| | | | | | | | | 1988 | 30 |
| 9 | 11 | 8 | 3 | 9 | 4 | 62 | Norvège | 1987 | 31 |
| | | | | | | | | 1988 | 32 |
| - | 4 | - | 2 | - | - | 8 | Pologne | 1987 | 33 |
| | | | | | | | | 1988 | 34 |
| 2 | 8 | 6 | - | - | - | 17 | Portugal | 1987 | 35 |
| | | | | | | | | 1988 | 36 |
| - | - | - | 2 | - | - | 2 | Roumanie | 1987 | 37 |
| | | | | | | | | 1988 | 38 |
| 27 | 61 | 56 | 19 | 16 | 7 | 214 | Espagne | 1987 | 39 |
| | | | | | | | | 1988 | 40 |
| 16 | 11 | 12 | 12 | 5 | 5 | 102 | Suède | 1987 | 41 |
| | | | | | | | | 1988 | 42 |
| 31 | 48 | 21 | 14 | 7 | 1 | 175 | Suisse | 1987 | 43 |
| | | | | | | | | 1988 | 44 |
| 1 | 5 | - | - | - | - | 6 | Turquie | 1987 | 45 |
| | | | | | | | | 1988 | 46 |
| 175 | 258 | 207 | 121 | 23 | 74 | 1,077 | Royaume-Uni | 1987 | 47 |
| | | | | | | | | 1988 | 48 |
| - | - | - | - | - | - | - | U.R.S.S. | 1987 | 49 |
| | | | | | | | | 1988 | 50 |
| - | 8 | - | - | - | - | 9 | Yougoslavie | 1987 | 51 |
| | | | | | | | | 1988 | 52 |
| 3 | 3 | 1 | - | 1 | - | 8 | Autres | 1987 | 53 |
| | | | | | | | | 1988 | 54 |
| **631** | **1,019** | **569** | **264** | **95** | **138** | **3,435** | **Total** | **1987** | 55 |
| | | | | | | | | **1988** | 56 |
| | | | | | | | **Afrique:** | | |
| - | - | - | - | - | - | - | Algérie | 1987 | 57 |
| | | | | | | | | 1988 | 58 |
| - | - | - | - | - | - | - | Égypte | 1987 | 59 |
| | | | | | | | | 1988 | 60 |
| - | - | 1 | 1 | - | - | 3 | Nigeria | 1987 | 61 |
| | | | | | | | | 1988 | 62 |
| 1 | 4 | 4 | 3 | 2 | 2 | 16 | Afrique du Sud | 1987 | 63 |
| | | | | | | | | 1988 | 64 |
| 1 | 3 | 3 | 2 | 2 | 1 | 12 | Autres | 1987 | 65 |
| | | | | | | | | 1988 | 66 |
| **2** | **7** | **8** | **6** | **4** | **3** | **31** | **Total** | **1987** | 67 |
| | | | | | | | | **1988** | 68 |
| | | | | | | | **Asie:** | | |
| 6 | 10 | 1 | - | - | 3 | 25 | Chine | 1987 | 69 |
| | | | | | | | | 1988 | 70 |
| - | 1 | 8 | 4 | - | 1 | 20 | Hong-Kong | 1987 | 71 |
| | | | | | | | | 1988 | 72 |
| 7 | 8 | 5 | 2 | 4 | 21 | 53 | Inde | 1987 | 73 |
| | | | | | | | | 1988 | 74 |
| - | - | - | - | - | - | 1 | Iran | 1987 | 75 |
| | | | | | | | | 1988 | 76 |

Voir renvoi(s) à la fin du tableau.

**New Brunswick** **TABLE 7B. Non-resident Travellers Entering Canada by Country of Residence(1) - Concluded**

| No. | Country of residence | | January - Janvier | February - Février | March - Mars | April - Avril | May - Mai | June - Juin | 6 months - mois |
|---|---|---|---|---|---|---|---|---|---|
| | **Asia - Concluded:** | | | | | | | | |
| 1 | Israel | 1987 | - | - | - | 6 | 2 | 4 | 12 |
| 2 | | 1988 | 2 | 1 | - | | | | |
| 3 | Japan | 1987 | 2 | 1 | 4 | 6 | 16 | 14 | 43 |
| 4 | | 1988 | 14 | 7 | 3 | | | | |
| 5 | Korea, South | 1987 | - | - | - | - | - | 2 | 2 |
| 6 | | 1988 | - | - | - | | | | |
| 7 | Lebanon | 1987 | - | - | - | - | - | - | - |
| 8 | | 1988 | - | - | - | | | | |
| 9 | Malaysia | 1987 | - | - | - | - | - | 1 | 1 |
| 10 | | 1988 | - | - | 1 | | | | |
| 11 | Pakistan | 1987 | - | 1 | - | - | - | 1 | 2 |
| 12 | | 1988 | - | 3 | - | | | | |
| 13 | Philippines | 1987 | - | - | - | 2 | - | - | 2 |
| 14 | | 1988 | 1 | - | - | | | | |
| 15 | Singapore | 1987 | - | - | 1 | - | 3 | - | 4 |
| 16 | | 1988 | - | - | 1 | | | | |
| 17 | Taiwan | 1987 | - | - | - | - | - | - | - |
| 18 | | 1988 | - | - | - | | | | |
| 19 | Other | 1987 | - | - | - | - | 1 | - | 1 |
| 20 | | 1988 | 2 | - | 5 | | | | |
| 21 | **Total** | **1987** | **5** | **6** | **7** | **15** | **27** | **25** | **85** |
| 22 | | **1988** | **24** | **13** | **10** | | | | |
| | **North America, Central America and Caribbean:** | | | | | | | | |
| 23 | Bahamas | 1987 | - | - | - | 1 | - | - | 1 |
| 24 | | 1988 | 2 | 1 | 1 | | | | |
| 25 | Barbados | 1987 | - | - | - | - | - | - | - |
| 26 | | 1988 | 1 | - | - | | | | |
| 27 | Bermuda | 1987 | 2 | - | - | 1 | 6 | 3 | 12 |
| 28 | | 1988 | 12 | 5 | 1 | | | | |
| 29 | Cuba | 1987 | - | - | - | - | - | - | - |
| 30 | | 1988 | - | - | - | | | | |
| 31 | Dominican Republic | 1987 | - | - | - | - | 1 | - | 1 |
| 32 | | 1988 | - | - | - | | | | |
| 33 | Haiti | 1987 | - | - | - | - | - | - | - |
| 34 | | 1988 | - | - | 1 | | | | |
| 35 | Jamaica | 1987 | - | - | - | - | - | - | - |
| 36 | | 1988 | - | 2 | - | | | | |
| 37 | Mexico | 1987 | - | - | 1 | - | 11 | 4 | 16 |
| 38 | | 1988 | 4 | - | 1 | | | | |
| 39 | St. Pierre and Miquelon | 1987 | - | 2 | - | - | - | - | 2 |
| 40 | | 1988 | 1 | - | - | | | | |
| 41 | Trinidad and Tobago | 1987 | - | - | - | 2 | - | - | 2 |
| 42 | | 1988 | - | - | - | | | | |
| 43 | Other | 1987 | - | - | - | - | - | 7 | 7 |
| 44 | | 1988 | 5 | 1 | 3 | | | | |
| 45 | **Total** | **1987** | **2** | **2** | **1** | **4** | **18** | **14** | **41** |
| 46 | | **1988** | **25** | **9** | **7** | | | | |
| | **South America:** | | | | | | | | |
| 47 | Argentina | 1987 | - | 4 | - | 1 | - | 2 | 7 |
| 48 | | 1988 | - | - | - | | | | |
| 49 | Brazil | 1987 | - | 1 | 1 | - | - | 2 | 4 |
| 50 | | 1988 | 1 | - | 5 | | | | |
| 51 | Colombia | 1987 | 1 | - | - | 5 | 2 | 4 | 12 |
| 52 | | 1988 | 14 | 2 | - | | | | |
| 53 | Guyana | 1987 | - | - | - | - | - | - | - |
| 54 | | 1988 | - | - | - | | | | |
| 55 | Venezuela | 1987 | - | - | - | - | 1 | - | 1 |
| 56 | | 1988 | - | - | 2 | | | | |
| 57 | Other | 1987 | - | - | - | 2 | 1 | - | 3 |
| 58 | | 1988 | - | - | 3 | | | | |
| 59 | **Total** | **1987** | **1** | **5** | **1** | **8** | **4** | **8** | **27** |
| 60 | | **1988** | **15** | **2** | **10** | | | | |
| | **Oceania and other Ocean Islands:** | | | | | | | | |
| 61 | Australia | 1987 | 1 | 1 | 5 | 2 | 15 | 10 | 34 |
| 62 | | 1988 | 14 | - | 6 | | | | |
| 63 | New Zealand | 1987 | 2 | - | 1 | 2 | 4 | 3 | 12 |
| 64 | | 1988 | - | - | 1 | | | | |
| 65 | Other | 1987 | - | - | - | - | 1 | - | 1 |
| 66 | | 1988 | - | - | - | | | | |
| 67 | **Total** | **1987** | **3** | **1** | **6** | **4** | **20** | **13** | **47** |
| 68 | | **1988** | **14** | **-** | **7** | | | | |
| 69 | **Grand total** | **1987** | **35** | **48** | **45** | **109** | **257** | **426** | **920** |
| 70 | | **1988** | **215** | **107** | **143** | | | | |

(1) Additional data are available by country on request.

**TABLEAU 7B. Voyageurs non résidents entrant au Canada, selon le pays de résidence(1) – fin** **Nouveau-Brunswick**

| July – Juillet | August – Août | September – Septembre | October – Octobre | November – Novembre | December – Décembre | Year – Année | Pays de résidence | | No |
|---|---|---|---|---|---|---|---|---|---|
| | | | | | | | **Asie – fin:** | | |
| 4 | 10 | 4 | - | 1 | - | 31 | Israël | 1987 | 1 |
| | | | | | | | | 1988 | 2 |
| 13 | 71 | 25 | 15 | 2 | 4 | 173 | Japon | 1987 | 3 |
| | | | | | | | | 1988 | 4 |
| 2 | 8 | 2 | - | 1 | - | 15 | Corée du Sud | 1987 | 5 |
| | | | | | | | | 1988 | 6 |
| - | - | - | - | - | - | - | Liban | 1987 | 7 |
| | | | | | | | | 1988 | 8 |
| 3 | 2 | - | - | - | 2 | 8 | Malaisie | 1987 | 9 |
| | | | | | | | | 1988 | 10 |
| - | 1 | - | 2 | - | 2 | 7 | Pakistan | 1987 | 11 |
| | | | | | | | | 1988 | 12 |
| - | 8 | 3 | - | 5 | 2 | 20 | Philippines | 1987 | 13 |
| | | | | | | | | 1988 | 14 |
| 6 | - | - | - | 1 | - | 11 | Singapour | 1987 | 15 |
| | | | | | | | | 1988 | 16 |
| - | - | - | - | - | - | - | Taïwan | 1987 | 17 |
| | | | | | | | | 1988 | 18 |
| 14 | 2 | 2 | 5 | 3 | - | 27 | Autres | 1987 | 19 |
| | | | | | | | | 1988 | 20 |
| **55** | **121** | **50** | **28** | **17** | **35** | **391** | **Total** | **1987** | 21 |
| | | | | | | | | **1988** | 22 |
| | | | | | | | **Amérique du Nord, Amérique centrale et Antilles:** | | |
| 2 | 1 | 1 | 2 | - | 1 | 8 | Bahamas | 1987 | 23 |
| | | | | | | | | 1988 | 24 |
| - | - | - | - | - | - | - | Barbade | 1987 | 25 |
| | | | | | | | | 1988 | 26 |
| - | 16 | 12 | 6 | 3 | 16 | 65 | Bermudes | 1987 | 27 |
| | | | | | | | | 1988 | 28 |
| - | - | - | - | - | - | - | Cuba | 1987 | 29 |
| | | | | | | | | 1988 | 30 |
| - | - | - | - | - | - | 1 | Dominicaine (République) | 1987 | 31 |
| | | | | | | | | 1988 | 32 |
| - | - | - | - | - | - | - | Haïti | 1987 | 33 |
| | | | | | | | | 1988 | 34 |
| 1 | - | - | - | - | - | 1 | Jamaïque | 1987 | 35 |
| | | | | | | | | 1988 | 36 |
| 18 | 6 | 10 | 10 | - | 4 | 64 | Mexique | 1987 | 37 |
| | | | | | | | | 1988 | 38 |
| 6 | - | - | - | - | - | 8 | St. Pierre-et-Miquelon | 1987 | 39 |
| | | | | | | | | 1988 | 40 |
| 1 | - | 2 | 1 | - | 1 | 7 | Trinité et Tobago | 1987 | 41 |
| | | | | | | | | 1988 | 42 |
| 1 | 9 | - | 2 | - | 3 | 22 | Autres | 1987 | 43 |
| | | | | | | | | 1988 | 44 |
| **29** | **32** | **25** | **21** | **3** | **25** | **176** | **Total** | **1987** | 45 |
| | | | | | | | | **1988** | 46 |
| | | | | | | | **Amérique du Sud:** | | |
| 6 | 6 | 4 | 2 | 1 | - | 26 | Argentine | 1987 | 47 |
| | | | | | | | | 1988 | 48 |
| 2 | 3 | 3 | - | 2 | - | 14 | Brésil | 1987 | 49 |
| | | | | | | | | 1988 | 50 |
| 1 | 4 | 1 | - | - | - | 18 | Colombie | 1987 | 51 |
| | | | | | | | | 1988 | 52 |
| - | - | - | - | - | - | - | Guyane | 1987 | 53 |
| | | | | | | | | 1988 | 54 |
| - | 1 | - | - | - | 3 | 5 | Venezuela | 1987 | 55 |
| | | | | | | | | 1988 | 56 |
| 2 | - | - | - | 2 | - | 7 | Autres | 1987 | 57 |
| | | | | | | | | 1988 | 58 |
| **11** | **14** | **8** | **2** | **5** | **3** | **70** | **Total** | **1987** | 59 |
| | | | | | | | | **1988** | 60 |
| | | | | | | | **Océanie et autres îles océaniques:** | | |
| 20 | 35 | 35 | 21 | 8 | 11 | 164 | Australie | 1987 | 61 |
| | | | | | | | | 1988 | 62 |
| 8 | 5 | 13 | 7 | 2 | 3 | 50 | Nouvelle-Zélande | 1987 | 63 |
| | | | | | | | | 1988 | 64 |
| - | - | - | - | - | - | 1 | Autres | 1987 | 65 |
| | | | | | | | | 1988 | 66 |
| **28** | **40** | **48** | **28** | **10** | **14** | **215** | **Total** | **1987** | 67 |
| | | | | | | | | **1988** | 68 |
| **756** | **1,233** | **708** | **349** | **134** | **218** | **4,318** | **Total global** | **1987** | 69 |
| | | | | | | | | **1988** | 70 |

(1) D'autres renseignements sont disponibles par pays, sur demande.

**New Brunswick** **TABLE 7C. Resident Travellers Returning to Canada by Type of Transportation**

| No. | Type of transportation | | January - Janvier | February - Février | March - Mars | April - Avril | May - Mai | June - Juin | 6 months - mois |
|---|---|---|---|---|---|---|---|---|---|
| | | | Returning from the United States(1) | | | | | | |
| | **Land:** | | | | | | | | |
| 1 | Automobile | 1987 | 337,606 | 329,448 | 400,581 | 453,262 | 504,943 | 504,837 | 2,530,677 |
| 2 | | 1988 | 401,744 | 385,430 | 483,804 | | | | |
| 3 | Same day | 1987 | 327,540 | 320,098 | 376,878 | 428,935 | 477,995 | 477,558 | 2,409,004 |
| 4 | | 1988 | 390,181 | 374,342 | 454,392 | | | | |
| 5 | One night | 1987 | 1,293 | 850 | 1,398 | 1,577 | 2,257 | 3,507 | 10,882 |
| 6 | | 1988 | 1,337 | 985 | 1,588 | | | | |
| 7 | Two or more nights | 1987 | 8,773 | 8,500 | 22,305 | 22,750 | 24,691 | 23,772 | 110,791 |
| 8 | | 1988 | 10,226 | 10,103 | 27,824 | | | | |
| 9 | Bus | 1987 | 870 | 790 | 1,907 | 1,782 | 2,226 | 2,822 | 10,397 |
| 10 | | 1988 | 786 | 1,099 | 2,571 | | | | |
| 11 | Same day | 1987 | 496 | 610 | 712 | 584 | 721 | 1,020 | 4,143 |
| 12 | | 1988 | 615 | 812 | 642 | | | | |
| 13 | One or more nights | 1987 | 374 | 180 | 1,195 | 1,198 | 1,505 | 1,802 | 6,254 |
| 14 | | 1988 | 171 | 287 | 1,929 | | | | |
| 15 | Rail | 1987 | 11 | 46 | 39 | 19 | 9 | 3 | 127 |
| 16 | | 1988 | 86 | 16 | 48 | | | | |
| 17 | Other methods | 1987 | 4,810 | 4,635 | 7,589 | 10,998 | 16,021 | 15,035 | 59,088 |
| 18 | | 1988 | 4,268 | 4,451 | 6,013 | | | | |
| 19 | **Total land** | **1987** | **343,297** | **334,919** | **410,116** | **466,061** | **523,199** | **522,697** | **2,600,289** |
| 20 | | **1988** | **406,884** | **390,996** | **492,436** | | | | |
| | **Air:** | | | | | | | | |
| 21 | Commercial | 1987 | 168 | 71 | 102 | 131 | 198 | 90 | 760 |
| 22 | | 1988 | 1,118 | 1,311 | 2,246 | | | | |
| 23 | Private | 1987 | 83 | 123 | 168 | 157 | 135 | 138 | 804 |
| 24 | | 1988 | 168 | 138 | 177 | | | | |
| 25 | **Total air** | **1987** | **251** | **194** | **270** | **288** | **333** | **228** | **1,564** |
| 26 | | **1988** | **1,286** | **1,449** | **2,423** | | | | |
| | **Marine:** | | | | | | | | |
| 27 | Commercial | 1987 | - | - | - | - | - | - | - |
| 28 | | 1988 | - | - | - | | | | |
| 29 | Private | 1987 | 31 | 13 | 21 | 32 | 74 | 205 | 376 |
| 30 | | 1988 | 7 | 5 | 9 | | | | |
| 31 | **Total marine** | **1987** | **31** | **13** | **21** | **32** | **74** | **205** | **376** |
| 32 | | **1988** | **7** | **5** | **9** | | | | |
| 33 | **Total** | **1987** | **343,579** | **335,126** | **410,407** | **466,381** | **523,606** | **523,130** | **2,602,229** |
| 34 | | **1988** | **408,177** | **392,450** | **494,868** | | | | |
| | | | Returning from countries other than the United States(2) | | | | | | |
| | **Land (Via the U.S.A.):** | | | | | | | | |
| 35 | 1987 | | 7 | - | - | 1 | - | 1 | 9 |
| 36 | 1988 | | - | - | - | | | | |
| | **Air:** | | | | | | | | |
| 37 | Returning direct | 1987 | 2 | - | - | - | 5 | - | 7 |
| 38 | | 1988 | 4 | - | 6 | | | | |
| 39 | Returning via the U.S.A. | 1987 | - | 3 | 1 | 1 | 1 | - | 6 |
| 40 | | 1988 | 114 | - | 25 | | | | |
| 41 | **Total air** | **1987** | **2** | **3** | **1** | **1** | **6** | **-** | **13** |
| 42 | | **1988** | **118** | **-** | **31** | | | | |
| | **Marine:** | | | | | | | | |
| 43 | Returning direct | 1987 | - | - | - | - | - | - | - |
| 44 | | 1988 | - | - | - | | | | |
| 45 | Returning via the U.S.A. | 1987 | - | - | - | - | - | - | - |
| 46 | | 1988 | - | - | - | | | | |
| 47 | **Total marine** | **1987** | **-** | **-** | **-** | **-** | **-** | **-** | **-** |
| 48 | | **1988** | **-** | **-** | **-** | | | | |
| 49 | **Total** | **1987** | **9** | **3** | **1** | **2** | **6** | **1** | **22** |
| 50 | | **1988** | **118** | **-** | **31** | | | | |
| 51 | **Grand total** | **1987** | **343,588** | **335,129** | **410,408** | **466,383** | **523,612** | **523,131** | **2,602,251** |
| 52 | | **1988** | **408,295** | **392,450** | **494,899** | | | | |

(1) Continental United States, Alaska and Hawaii.
(2) Includes Puerto Rico and other U.S. protectorates.

**TABLEAU 7C. Voyageurs résidents revenant au Canada, selon le moyen de transport** **Nouveau-Brunswick**

| July - Juillet | August - Août | September - Septembre | October - Octobre | November - Novembre | December - Décembre | Year - Année | Moyen de transport | | No |
|---|---|---|---|---|---|---|---|---|---|
| | | | | Rentrée des États-Unis(1) | | | | | |
| | | | | | | | **Par terre:** | | |
| 623,372 | 618,388 | 484,612 | 491,998 | 430,365 | 461,804 | 5,641,216 | Automobile | 1987 | 1 |
| | | | | | | | | 1988 | 2 |
| 557,771 | 544,848 | 448,781 | 458,703 | 411,891 | 447,737 | 5,278,735 | Même jour | 1987 | 3 |
| | | | | | | | | 1988 | 4 |
| 7,730 | 7,657 | 3,266 | 2,611 | 1,705 | 2,115 | 35,966 | Une nuit | 1987 | 5 |
| | | | | | | | | 1988 | 6 |
| 57,871 | 65,883 | 32,565 | 30,684 | 16,769 | 11,952 | 326,515 | Deux nuits ou plus | 1987 | 7 |
| | | | | | | | | 1988 | 8 |
| 2,080 | 2,045 | 3,061 | 3,232 | 2,720 | 1,378 | 24,913 | Autocar | 1987 | 9 |
| | | | | | | | | 1988 | 10 |
| 772 | 947 | 1,407 | 704 | 798 | 469 | 9,240 | Même jour | 1987 | 11 |
| | | | | | | | | 1988 | 12 |
| 1,308 | 1,098 | 1,654 | 2,528 | 1,922 | 909 | 15,673 | Une nuit ou plus | 1987 | 13 |
| | | | | | | | | 1988 | 14 |
| 1 | 9 | 1 | - | 1 | 5 | 144 | Chemin de fer | 1987 | 15 |
| | | | | | | | | 1988 | 16 |
| 18,357 | 17,603 | 10,549 | 8,384 | 5,508 | 5,252 | 124,741 | Autres moyens | 1987 | 17 |
| | | | | | | | | 1988 | 18 |
| **643,810** | **638,045** | **498,223** | **503,614** | **438,594** | **468,439** | **5,791,014** | **Total, par terre** | **1987** | 19 |
| | | | | | | | | **1988** | 20 |
| | | | | | | | **Par air:** | | |
| 128 | 1,147 | 1,021 | 1,343 | 1,130 | 1,585 | 7,114 | Commercial | 1987 | 21 |
| | | | | | | | | 1988 | 22 |
| 157 | 140 | 145 | 130 | 105 | 167 | 1,648 | Privé | 1987 | 23 |
| | | | | | | | | 1988 | 24 |
| **285** | **1,287** | **1,166** | **1,473** | **1,235** | **1,752** | **8,762** | **Total, par air** | **1987** | 25 |
| | | | | | | | | **1988** | 26 |
| | | | | | | | **Par mer:** | | |
| 294 | 315 | 288 | 32 | - | - | 929 | Commercial | 1987 | 27 |
| | | | | | | | | 1988 | 28 |
| 511 | 395 | 155 | 70 | 22 | 53 | 1,582 | Privé | 1987 | 29 |
| | | | | | | | | 1988 | 30 |
| **805** | **710** | **443** | **102** | **22** | **53** | **2,511** | **Total, par mer** | **1987** | 31 |
| | | | | | | | | **1988** | 32 |
| **644,900** | **640,042** | **499,832** | **505,189** | **439,851** | **470,244** | **5,802,287** | **Total** | **1987** | 33 |
| | | | | | | | | **1988** | 34 |
| | | | | Rentrée des pays autres que les États-Unis(2) | | | | | |
| | | | | | | | **Par terre (via les États-Unis):** | | |
| 4 | 29 | 5 | - | - | - | 47 | 1987 | | 35 |
| | | | | | | | 1988 | | 36 |
| | | | | | | | **Par air:** | | |
| 2 | - | - | - | 5 | - | 14 | Rentrée directe | 1987 | 37 |
| | | | | | | | | 1988 | 38 |
| - | 13 | 4 | 10 | 27 | 74 | 134 | Rentrée via les États-Unis | 1987 | 39 |
| | | | | | | | | 1988 | 40 |
| **2** | **13** | **4** | **10** | **32** | **74** | **148** | **Total, par air** | **1987** | 41 |
| | | | | | | | | **1988** | 42 |
| | | | | | | | **Par mer:** | | |
| - | - | - | - | - | - | - | Rentrée directe | 1987 | 43 |
| | | | | | | | | 1988 | 44 |
| - | - | - | - | - | - | - | Rentrée via les États-Unis | 1987 | 45 |
| | | | | | | | | 1988 | 46 |
| **-** | **-** | **-** | **-** | **-** | **-** | **-** | **Total, par mer** | **1987** | 47 |
| | | | | | | | | **1988** | 48 |
| **6** | **42** | **9** | **10** | **32** | **74** | **195** | **Total** | **1987** | 49 |
| | | | | | | | | **1988** | 50 |
| **644,906** | **640,084** | **499,841** | **505,199** | **439,883** | **470,318** | **5,802,482** | **Total global** | **1987** | 51 |
| | | | | | | | | **1988** | 52 |

(1) États-Unis continentaux, Alaska et Hawaï.
(2) Comprend Porto-Rico et les autres protections des États-Unis.

**New Brunswick** **TABLE 7D. Number of Vehicles Travelling Between Canada and the United States**

| No. | Type of vehicle | | January - Janvier | February - Février | March - Mars | April - Avril | May - Mai | June - Juin | 6 months - mois |
|---|---|---|---|---|---|---|---|---|---|
| | | | United States vehicles | | | | | | |
| | **Automobile:** | | | | | | | | |
| 1 | Same day | 1987 | 68,655 | 65,361 | 73,117 | 81,319 | 89,742 | 90,356 | 468,550 |
| 2 | | 1988 | 70,548 | 64,570 | 74,979 | | | | |
| 3 | One night | 1987 | 718 | 700 | 716 | 959 | 1,315 | 1,716 | 6,124 |
| 4 | | 1988 | 745 | 745 | 878 | | | | |
| 5 | Two or more nights | 1987 | 1,987 | 2,273 | 2,236 | 4,100 | 8,138 | 13,545 | 32,279 |
| 6 | | 1988 | 2,024 | 2,329 | 3,078 | | | | |
| 7 | **Total** | **1987** | **71,360** | **68,334** | **76,069** | **86,378** | **99,195** | **105,617** | **506,953** |
| 8 | | **1988** | **73,317** | **67,644** | **78,935** | | | | |
| 9 | Trucks used commercially | 1987 | 4,001 | 3,887 | 4,140 | 4,597 | 5,257 | 4,992 | 26,874 |
| 10 | | 1988 | 4,409 | 4,856 | 5,762 | | | | |
| 11 | Other vehicles | 1987 | 62 | 153 | 288 | 1,075 | 1,618 | 1,948 | 5,144 |
| 12 | | 1988 | 74 | 158 | 189 | | | | |
| 13 | **Total** | **1987** | **75,423** | **72,374** | **80,497** | **92,050** | **106,070** | **112,557** | **538,971** |
| 14 | | **1988** | **77,800** | **72,658** | **84,886** | | | | |
| | | | Canadian vehicles | | | | | | |
| | **Automobile:** | | | | | | | | |
| 15 | Same day | 1987 | 172,826 | 168,395 | 194,112 | 215,508 | 237,242 | 237,288 | 1,225,371 |
| 16 | | 1988 | 202,207 | 195,766 | 232,911 | | | | |
| 17 | One night | 1987 | 645 | 465 | 694 | 774 | 1,139 | 1,575 | 5,292 |
| 18 | | 1988 | 648 | 518 | 752 | | | | |
| 19 | Two or more nights | 1987 | 3,645 | 3,617 | 7,819 | 8,850 | 9,929 | 9,567 | 43,427 |
| 20 | | 1988 | 4,150 | 4,229 | 9,639 | | | | |
| 21 | **Total** | **1987** | **177,116** | **172,477** | **202,625** | **225,132** | **248,310** | **248,430** | **1,274,090** |
| 22 | | **1988** | **207,005** | **200,513** | **243,302** | | | | |
| 23 | Trucks used commercially | 1987 | 9,926 | 9,369 | 9,530 | 9,228 | 12,106 | 12,254 | 62,413 |
| 24 | | 1988 | 10,468 | 11,029 | 11,969 | | | | |
| 25 | Other vehicles | 1987 | 171 | 184 | 822 | 2,942 | 4,752 | 5,406 | 14,277 |
| 26 | | 1988 | 152 | 270 | 468 | | | | |
| 27 | **Total** | **1987** | **187,213** | **182,030** | **212,977** | **237,302** | **265,168** | **266,090** | **1,350,780** |
| 28 | | **1988** | **217,625** | **211,812** | **255,739** | | | | |
| | | | Total vehicles | | | | | | |
| | **Automobile:** | | | | | | | | |
| 29 | Same day | 1987 | 241,481 | 233,756 | 267,229 | 296,827 | 326,984 | 327,644 | 1,693,921 |
| 30 | | 1988 | 272,755 | 260,336 | 307,890 | | | | |
| 31 | One night | 1987 | 1,363 | 1,165 | 1,410 | 1,733 | 2,454 | 3,291 | 11,416 |
| 32 | | 1988 | 1,393 | 1,263 | 1,630 | | | | |
| 33 | Two or more nights | 1987 | 5,632 | 5,890 | 10,055 | 12,950 | 18,067 | 23,112 | 75,706 |
| 34 | | 1988 | 6,174 | 6,558 | 12,717 | | | | |
| 35 | **Total** | **1987** | **248,476** | **240,811** | **278,694** | **311,510** | **347,505** | **354,047** | **1,781,043** |
| 36 | | **1988** | **280,322** | **268,157** | **322,237** | | | | |
| 37 | Trucks used commercially | 1987 | 13,927 | 13,256 | 13,670 | 13,825 | 17,363 | 17,246 | 89,287 |
| 38 | | 1988 | 14,877 | 15,885 | 17,731 | | | | |
| 39 | Other vehicles | 1987 | 233 | 337 | 1,110 | 4,017 | 6,370 | 7,354 | 19,421 |
| 40 | | 1988 | 226 | 428 | 657 | | | | |
| 41 | **Total** | **1987** | **262,636** | **254,404** | **293,474** | **329,352** | **371,238** | **378,647** | **1,889,751** |
| 42 | | **1988** | **295,425** | **284,470** | **340,625** | | | | |

**TABLEAU 7D. Nombre de véhicules voyageant entre le Canada et les États-Unis** **Nouveau-Brunswick**

| July – Juillet | August – Août | September – Septembre | October – Octobre | November – Novembre | December – Décembre | Year – Année | Genre de véhicule | No |
|---|---|---|---|---|---|---|---|---|
| | | | Véhicules des États-Unis | | | | | |
| | | | | | | | **Automobile:** | |
| 112,444 | 109,070 | 91,760 | 84,921 | 77,089 | 81,212 | 1,025,046 | Même jour ..... 1987 | 1 |
| | | | | | | | 1988 | 2 |
| 2,779 | 2,720 | 1,993 | 1,228 | 1,006 | 1,235 | 17,085 | Une nuit ..... 1987 | 3 |
| | | | | | | | 1988 | 4 |
| 30,194 | 29,288 | 16,435 | 9,724 | 5,522 | 4,654 | 128,096 | Deux nuits ou plus ..... 1987 | 5 |
| | | | | | | | 1988 | 6 |
| **145,417** | **141,078** | **110,188** | **95,873** | **83,617** | **87,101** | **1,170,227** | **Total ..... 1987** | 7 |
| | | | | | | | **1988** | 8 |
| 5,549 | 6,103 | 4,926 | 5,855 | 5,292 | 5,301 | 59,900 | Camions commerciaux ..... 1987 | 9 |
| | | | | | | | 1988 | 10 |
| 3,011 | 2,603 | 954 | 431 | 74 | 32 | 12,249 | Autres véhicules ..... 1987 | 11 |
| | | | | | | | 1988 | 12 |
| **153,977** | **149,784** | **116,068** | **102,159** | **88,983** | **92,434** | **1,242,376** | **Total ..... 1987** | 13 |
| | | | | | | | **1988** | 14 |
| | | | Véhicules du Canada | | | | | |
| | | | | | | | **Automobile:** | |
| 262,840 | 257,204 | 224,949 | 232,444 | 210,759 | 226,865 | 2,640,432 | Même jour ..... 1987 | 15 |
| | | | | | | | 1988 | 16 |
| 3,201 | 3,210 | 1,583 | 1,286 | 886 | 1,047 | 16,505 | Une nuit ..... 1987 | 17 |
| | | | | | | | 1988 | 18 |
| 21,026 | 23,395 | 13,145 | 12,276 | 6,848 | 5,241 | 125,358 | Deux nuits ou plus ..... 1987 | 19 |
| | | | | | | | 1988 | 20 |
| **287,067** | **283,809** | **239,677** | **246,006** | **218,493** | **233,153** | **2,782,295** | **Total ..... 1987** | 21 |
| | | | | | | | **1988** | 22 |
| 11,972 | 12,187 | 11,848 | 13,214 | 11,204 | 11,491 | 134,329 | Camions commerciaux ..... 1987 | 23 |
| | | | | | | | 1988 | 24 |
| 6,575 | 5,676 | 2,744 | 1,281 | 278 | 73 | 30,904 | Autres véhicules ..... 1987 | 25 |
| | | | | | | | 1988 | 26 |
| **305,614** | **301,672** | **254,269** | **260,501** | **229,975** | **244,717** | **2,947,528** | **Total ..... 1987** | 27 |
| | | | | | | | **1988** | 28 |
| | | | Total, véhicules | | | | | |
| | | | | | | | **Automobile:** | |
| 375,284 | 366,274 | 316,709 | 317,365 | 287,848 | 308,077 | 3,665,478 | Même jour ..... 1987 | 29 |
| | | | | | | | 1988 | 30 |
| 5,980 | 5,930 | 3,576 | 2,514 | 1,892 | 2,282 | 33,590 | Une nuit ..... 1987 | 31 |
| | | | | | | | 1988 | 32 |
| 51,220 | 52,683 | 29,580 | 22,000 | 12,370 | 9,895 | 253,454 | Deux nuits ou plus ..... 1987 | 33 |
| | | | | | | | 1988 | 34 |
| **432,484** | **424,887** | **349,865** | **341,879** | **302,110** | **320,254** | **3,952,522** | **Total ..... 1987** | 35 |
| | | | | | | | **1988** | 36 |
| 17,521 | 18,290 | 16,774 | 19,069 | 16,496 | 16,792 | 194,229 | Camions commerciaux ..... 1987 | 37 |
| | | | | | | | 1988 | 38 |
| 9,586 | 8,279 | 3,698 | 1,712 | 352 | 105 | 43,153 | Autres véhicules ..... 1987 | 39 |
| | | | | | | | 1988 | 40 |
| **459,591** | **451,456** | **370,337** | **362,660** | **318,958** | **337,151** | **4,189,904** | **Total ..... 1987** | 41 |
| | | | | | | | **1988** | 42 |

**Quebec** **TABLE 8A. Non-resident Travellers Entering Canada by Type of Transportation**

| No. | Type of transportation | | January - Janvier | February - Février | March - Mars | April - Avril | May - Mai | June - Juin | 6 months - mois |
|---|---|---|---|---|---|---|---|---|---|
| | | | Residents of the United States | | | | | | |
| | **Land:** | | | | | | | | |
| 1 | Automobile | 1987 | 111,467 | 126,224 | 128,551 | 148,109 | 188,102 | 211,910 | 914,363 |
| 2 | | 1988 | 127,189 | 128,525 | 131,875 | | | | |
| 3 | Same day | 1987 | 80,967 | 79,962 | 90,480 | 94,419 | 115,406 | 128,229 | 589,463 |
| 4 | | 1988 | 91,938 | 81,191 | 89,059 | | | | |
| 5 | One night | 1987 | 4,330 | 5,087 | 5,402 | 6,543 | 9,117 | 9,819 | 40,298 |
| 6 | | 1988 | 5,784 | 5,150 | 6,048 | | | | |
| 7 | Two or more nights | 1987 | 26,170 | 41,175 | 32,669 | 47,147 | 63,579 | 73,862 | 284,602 |
| 8 | | 1988 | 29,467 | 42,184 | 36,768 | | | | |
| 9 | Bus | 1987 | 11,722 | 16,561 | 11,256 | 18,578 | 36,962 | 27,267 | 122,346 |
| 10 | | 1988 | 12,156 | 17,686 | 13,034 | | | | |
| 11 | Same day | 1987 | 1,427 | 1,173 | 2,081 | 2,894 | 5,975 | 9,645 | 23,195 |
| 12 | | 1988 | 1,484 | 1,290 | 1,822 | | | | |
| 13 | One or more nights | 1987 | 10,295 | 15,388 | 9,175 | 15,684 | 30,987 | 17,622 | 99,151 |
| 14 | | 1988 | 10,672 | 16,396 | 11,212 | | | | |
| 15 | Rail | 1987 | 2,026 | 1,829 | 2,023 | 992 | 1,547 | 2,123 | 10,540 |
| 16 | | 1988 | 933 | 952 | 1,148 | | | | |
| 17 | Other methods | 1987 | 2,338 | 3,223 | 2,248 | 1,508 | 2,074 | 2,672 | 14,063 |
| 18 | | 1988 | 3,183 | 3,786 | 2,445 | | | | |
| 19 | **Total land** | **1987** | **127,553** | **147,837** | **144,078** | **169,187** | **228,685** | **243,972** | **1,061,312** |
| 20 | | **1988** | **143,461** | **150,949** | **148,502** | | | | |
| | **Air:** | | | | | | | | |
| 21 | Commercial | 1987 | 27,413 | 27,765 | 29,924 | 36,233 | 50,553 | 50,758 | 222,646 |
| 22 | | 1988 | 25,239 | 29,649 | 36,356 | | | | |
| 23 | Private | 1987 | 409 | 554 | 516 | 725 | 855 | 1,019 | 4,078 |
| 24 | | 1988 | 609 | 661 | 744 | | | | |
| 25 | **Total air** | **1987** | **27,822** | **28,319** | **30,440** | **36,958** | **51,408** | **51,777** | **226,724** |
| 26 | | **1988** | **25,848** | **30,310** | **37,100** | | | | |
| | **Marine:** | | | | | | | | |
| 27 | Commercial | 1987 | - | - | - | 15 | 30 | 524 | 569 |
| 28 | | 1988 | - | - | - | | | | |
| 29 | Private | 1987 | - | - | 7 | 320 | 1,241 | 1,503 | 3,071 |
| 30 | | 1988 | - | - | - | | | | |
| 31 | **Total marine** | **1987** | **-** | **-** | **7** | **335** | **1,271** | **2,027** | **3,640** |
| 32 | | **1988** | - | - | - | | | | |
| 33 | **Total** | **1987** | **155,375** | **176,156** | **174,525** | **206,480** | **281,364** | **297,776** | **1,291,676** |
| 34 | | **1988** | **169,309** | **181,259** | **185,602** | | | | |
| | | | Residents of countries other than the United States | | | | | | |
| | **Land(via the U.S.A.):** | | | | | | | | |
| 35 | Same day | 1987 | 231 | 205 | 179 | 291 | 505 | 776 | 2,187 |
| 36 | | 1988 | 282 | 265 | 233 | | | | |
| 37 | One or more nights | 1987 | 2,107 | 1,662 | 1,999 | 3,867 | 6,213 | 8,740 | 24,588 |
| 38 | | 1988 | 1,868 | 1,383 | 2,250 | | | | |
| 39 | **Total land** | **1987** | **2,338** | **1,867** | **2,178** | **4,158** | **6,718** | **9,516** | **26,775** |
| 40 | | **1988** | **2,150** | **1,648** | **2,483** | | | | |
| | **Air:** | | | | | | | | |
| 41 | Entering direct | 1987 | 8,751 | 9,295 | 11,001 | 14,466 | 22,796 | 31,889 | 98,198 |
| 42 | | 1988 | 9,522 | 10,803 | 14,385 | | | | |
| 43 | Entering via the U.S.A. | 1987 | 3,766 | 3,486 | 4,818 | 5,693 | 7,705 | 8,970 | 34,438 |
| 44 | | 1988 | 4,124 | 3,801 | 4,670 | | | | |
| 45 | **Total air** | **1987** | **12,517** | **12,781** | **15,819** | **20,159** | **30,501** | **40,859** | **132,636** |
| 46 | | **1988** | **13,646** | **14,604** | **19,055** | | | | |
| | **Marine:** | | | | | | | | |
| 47 | Entering direct | 1987 | - | - | - | 7 | 156 | 167 | 330 |
| 48 | | 1988 | 5 | - | 6 | | | | |
| 49 | Entering via the U.S.A. | 1987 | - | - | - | - | 1 | 8 | 9 |
| 50 | | 1988 | 2 | - | 3 | | | | |
| 51 | **Total marine** | **1987** | **-** | **-** | **-** | **7** | **157** | **175** | **339** |
| 52 | | **1988** | **7** | **-** | **9** | | | | |
| 53 | **Total** | **1987** | **14,855** | **14,648** | **17,997** | **24,324** | **37,376** | **50,550** | **159,750** |
| 54 | | **1988** | **15,803** | **16,252** | **21,547** | | | | |
| 55 | **Grand total** | **1987** | **170,230** | **190,804** | **192,522** | **230,804** | **318,740** | **348,326** | **1,451,426** |
| 56 | | **1988** | **185,112** | **197,511** | **207,149** | | | | |

**TABLEAU 8A. Voyageurs non résidents entrant au Canada, selon le moyen de transport** **Québec**

| July - Juillet | August - Août | September - Septembre | October - Octobre | November - Novembre | December - Décembre | Year - Année | Moyen de transport | | No |
|---|---|---|---|---|---|---|---|---|---|
| | | | | Résidents des États-Unis | | | | | |
| | | | | | | | **Par terre:** | | |
| 335,807 | 344,835 | 224,446 | 196,678 | 139,165 | 149,040 | 2,304,334 | Automobile | 1987 | 1 |
| | | | | | | | | 1988 | 2 |
| 172,845 | 177,443 | 120,143 | 114,621 | 90,875 | 90,985 | 1,356,375 | Même jour | 1987 | 3 |
| | | | | | | | | 1988 | 4 |
| 14,654 | 17,016 | 10,730 | 10,213 | 6,119 | 6,496 | 105,526 | Une nuit | 1987 | 5 |
| | | | | | | | | 1988 | 6 |
| 148,308 | 150,376 | 93,573 | 71,844 | 42,171 | 51,559 | 842,433 | Deux nuits ou plus | 1987 | 7 |
| | | | | | | | | 1988 | 8 |
| 28,805 | 31,536 | 25,791 | 22,500 | 13,654 | 12,191 | 256,823 | Autocar | 1987 | 9 |
| | | | | | | | | 1988 | 10 |
| 3,157 | 4,608 | 3,259 | 3,356 | 1,333 | 1,494 | 40,402 | Même jour | 1987 | 11 |
| | | | | | | | | 1988 | 12 |
| 25,648 | 26,928 | 22,532 | 19,144 | 12,321 | 10,697 | 216,421 | Une nuit ou plus | 1987 | 13 |
| | | | | | | | | 1988 | 14 |
| 3,325 | 3,268 | 2,045 | 1,745 | 871 | 1,206 | 23,000 | Chemin de fer | 1987 | 15 |
| | | | | | | | | 1988 | 16 |
| 3,534 | 3,341 | 2,182 | 1,228 | 1,040 | 1,123 | 26,511 | Autres moyens | 1987 | 17 |
| | | | | | | | | 1988 | 18 |
| **371,471** | **382,980** | **254,464** | **222,151** | **154,730** | **163,560** | **2,610,668** | **Total, par terre** | **1987** | 19 |
| | | | | | | | | **1988** | 20 |
| | | | | | | | **Par air:** | | |
| 57,868 | 55,507 | 52,349 | 41,246 | 29,324 | 33,020 | 491,960 | Commercial | 1987 | 21 |
| | | | | | | | | 1988 | 22 |
| 1,201 | 1,260 | 1,117 | 931 | 644 | 551 | 9,782 | Privé | 1987 | 23 |
| | | | | | | | | 1988 | 24 |
| **59,069** | **56,767** | **53,466** | **42,177** | **29,968** | **33,571** | **501,742** | **Total, par air** | **1987** | 25 |
| | | | | | | | | **1988** | 26 |
| | | | | | | | **Par mer:** | | |
| 1,048 | 184 | 630 | 3,194 | 4 | - | 5,629 | Commercial | 1987 | 27 |
| | | | | | | | | 1988 | 28 |
| 3,102 | 2,155 | 855 | 77 | 17 | - | 9,277 | Privé | 1987 | 29 |
| | | | | | | | | 1988 | 30 |
| **4,150** | **2,339** | **1,485** | **3,271** | **21** | **-** | **14,906** | **Total, par mer** | **1987** | 31 |
| | | | | | | | | **1988** | 32 |
| **434,690** | **442,086** | **309,415** | **267,599** | **184,719** | **197,131** | **3,127,316** | **Total** | **1987** | 33 |
| | | | | | | | | **1988** | 34 |
| | | | | Résidents des pays autres que les États-Unis | | | | | |
| | | | | | | | **Par terre (via les États-Unis):** | | |
| 1,795 | 1,437 | 753 | 616 | 217 | 276 | 7,281 | Même jour | 1987 | 35 |
| | | | | | | | | 1988 | 36 |
| 16,870 | 22,906 | 11,278 | 6,482 | 2,528 | 2,228 | 86,880 | Une nuit ou plus | 1987 | 37 |
| | | | | | | | | 1988 | 38 |
| **18,665** | **24,343** | **12,031** | **7,098** | **2,745** | **2,504** | **94,161** | **Total, par terre** | **1987** | 39 |
| | | | | | | | | **1988** | 40 |
| | | | | | | | **Par air:** | | |
| 47,758 | 38,728 | 30,230 | 16,780 | 10,661 | 15,242 | 257,597 | Entrée directe | 1987 | 41 |
| | | | | | | | | 1988 | 42 |
| 10,649 | 13,144 | 8,153 | 7,463 | 4,696 | 5,101 | 83,644 | Entrée via les États-Unis | 1987 | 43 |
| | | | | | | | | 1988 | 44 |
| **58,407** | **51,872** | **38,383** | **24,243** | **15,357** | **20,343** | **341,241** | **Total, par air** | **1987** | 45 |
| | | | | | | | | **1988** | 46 |
| | | | | | | | **Par mer:** | | |
| 191 | 919 | 195 | 4 | 6 | 1 | 1,646 | Entrée directe | 1987 | 47 |
| | | | | | | | | 1988 | 48 |
| 14 | 13 | 3 | 23 | 1 | - | 63 | Entrée via les États-Unis | 1987 | 49 |
| | | | | | | | | 1988 | 50 |
| **205** | **932** | **198** | **27** | **7** | **1** | **1,709** | **Total, par mer** | **1987** | 51 |
| | | | | | | | | **1988** | 52 |
| **77,277** | **77,147** | **50,612** | **31,368** | **18,109** | **22,848** | **437,111** | **Total** | **1987** | 53 |
| | | | | | | | | **1988** | 54 |
| **511,967** | **519,233** | **360,027** | **298,967** | **202,828** | **219,979** | **3,564,427** | **Total global** | **1987** | 55 |
| | | | | | | | | **1988** | 56 |

**Quebec** **TABLE 8B. Non-resident Travellers Entering Canada by Country of Residence(1)**

| No. | Country of residence | | January - Janvier | February - Février | March - Mars | April - Avril | May - Mai | June - Juin | 6 months - mois |
|---|---|---|---|---|---|---|---|---|---|
| | **Europe:** | | | | | | | | |
| 1 | Austria | 1987 | 100 | 87 | 129 | 157 | 251 | 347 | 1,071 |
| 2 | | 1988 | 93 | 82 | 123 | | | | |
| 3 | Belgium | 1987 | 416 | 389 | 515 | 725 | 1,005 | 1,161 | 4,211 |
| 4 | | 1988 | 397 | 442 | 645 | | | | |
| 5 | Bulgaria | 1987 | 5 | 5 | 11 | 13 | 36 | 11 | 81 |
| 6 | | 1988 | 7 | 13 | 6 | | | | |
| 7 | Czechoslovakia | 1987 | 28 | 37 | 44 | 116 | 223 | 253 | 701 |
| 8 | | 1988 | 43 | 118 | 80 | | | | |
| 9 | Denmark | 1987 | 91 | 81 | 81 | 95 | 168 | 206 | 722 |
| 10 | | 1988 | 86 | 74 | 97 | | | | |
| 11 | Finland | 1987 | 383 | 250 | 367 | 211 | 362 | 451 | 2,024 |
| 12 | | 1988 | 320 | 335 | 288 | | | | |
| 13 | France | 1987 | 2,746 | 3,678 | 3,669 | 6,285 | 10,394 | 16,351 | 43,123 |
| 14 | | 1988 | 3,293 | 4,319 | 5,613 | | | | |
| 15 | Germany (Federal Republic) | 1987 | 889 | 919 | 1,075 | 1,534 | 2,519 | 3,241 | 10,177 |
| 16 | | 1988 | 854 | 893 | 1,328 | | | | |
| 17 | Greece | 1987 | 245 | 208 | 315 | 336 | 480 | 696 | 2,280 |
| 18 | | 1988 | 307 | 249 | 369 | | | | |
| 19 | Hungary | 1987 | 53 | 42 | 50 | 68 | 143 | 348 | 704 |
| 20 | | 1988 | 66 | 45 | 76 | | | | |
| 21 | Iceland | 1987 | 14 | 7 | 15 | 4 | 19 | 23 | 82 |
| 22 | | 1988 | 10 | 12 | 15 | | | | |
| 23 | Ireland (Republic) | 1987 | 112 | 60 | 47 | 81 | 94 | 128 | 522 |
| 24 | | 1988 | 61 | 82 | 73 | | | | |
| 25 | Italy | 1987 | 583 | 612 | 807 | 1,207 | 1,420 | 1,652 | 6,281 |
| 26 | | 1988 | 676 | 626 | 779 | | | | |
| 27 | Malta | 1987 | - | - | 3 | 5 | 3 | 5 | 16 |
| 28 | | 1988 | 8 | 1 | - | | | | |
| 29 | Netherlands, The | 1987 | 314 | 347 | 393 | 460 | 956 | 1,280 | 3,750 |
| 30 | | 1988 | 290 | 398 | 388 | | | | |
| 31 | Norway | 1987 | 185 | 165 | 193 | 178 | 213 | 236 | 1,170 |
| 32 | | 1988 | 176 | 166 | 176 | | | | |
| 33 | Poland | 1987 | 906 | 815 | 1,004 | 1,144 | 1,496 | 1,504 | 6,869 |
| 34 | | 1988 | 654 | 544 | 1,100 | | | | |
| 35 | Portugal | 1987 | 124 | 112 | 176 | 232 | 181 | 217 | 1,042 |
| 36 | | 1988 | 96 | 96 | 120 | | | | |
| 37 | Rumania | 1987 | 22 | 29 | 43 | 21 | 52 | 72 | 239 |
| 38 | | 1988 | 36 | 34 | 22 | | | | |
| 39 | Spain | 1987 | 285 | 242 | 473 | 341 | 498 | 597 | 2,436 |
| 40 | | 1988 | 276 | 255 | 336 | | | | |
| 41 | Sweden | 1987 | 462 | 269 | 309 | 297 | 415 | 557 | 2,309 |
| 42 | | 1988 | 361 | 284 | 355 | | | | |
| 43 | Switzerland | 1987 | 486 | 646 | 813 | 1,246 | 1,767 | 2,261 | 7,219 |
| 44 | | 1988 | 652 | 773 | 1,048 | | | | |
| 45 | Turkey | 1987 | 19 | 23 | 49 | 57 | 109 | 149 | 406 |
| 46 | | 1988 | 71 | 85 | 85 | | | | |
| 47 | United Kingdom | 1987 | 1,398 | 1,362 | 1,867 | 2,173 | 3,623 | 4,235 | 14,658 |
| 48 | | 1988 | 1,525 | 1,482 | 1,936 | | | | |
| 49 | U.S.S.R. | 1987 | 219 | 256 | 234 | 130 | 248 | 395 | 1,482 |
| 50 | | 1988 | 335 | 250 | 293 | | | | |
| 51 | Yugoslavia | 1987 | 21 | 18 | 25 | 35 | 53 | 110 | 262 |
| 52 | | 1988 | 56 | 39 | 90 | | | | |
| 53 | Other | 1987 | 42 | 40 | 41 | 62 | 157 | 149 | 491 |
| 54 | | 1988 | 32 | 44 | 70 | | | | |
| 55 | **Total** | **1987** | **10,148** | **10,699** | **12,748** | **17,213** | **26,885** | **36,635** | **114,328** |
| 56 | | **1988** | **10,781** | **11,741** | **15,511** | | | | |
| | **Africa:** | | | | | | | | |
| 57 | Algeria | 1987 | 59 | 41 | 41 | 63 | 71 | 162 | 437 |
| 58 | | 1988 | 52 | 50 | 70 | | | | |
| 59 | Egypt | 1987 | 103 | 73 | 86 | 115 | 209 | 425 | 1,011 |
| 60 | | 1988 | 103 | 41 | 82 | | | | |
| 61 | Nigeria | 1987 | 46 | 18 | 27 | 20 | 50 | 65 | 226 |
| 62 | | 1988 | 36 | 27 | 20 | | | | |
| 63 | South Africa | 1987 | 49 | 51 | 47 | 46 | 105 | 168 | 466 |
| 64 | | 1988 | 51 | 27 | 64 | | | | |
| 65 | Other | 1987 | 495 | 359 | 422 | 674 | 915 | 1,327 | 4,192 |
| 66 | | 1988 | 647 | 449 | 588 | | | | |
| 67 | **Total** | **1987** | **752** | **542** | **623** | **918** | **1,350** | **2,147** | **6,332** |
| 68 | | **1988** | **889** | **594** | **824** | | | | |
| | **Asia:** | | | | | | | | |
| 69 | China | 1987 | 52 | 50 | 102 | 99 | 126 | 161 | 590 |
| 70 | | 1988 | 62 | 37 | 70 | | | | |
| 71 | Hong Kong | 1987 | 87 | 102 | 58 | 96 | 116 | 161 | 620 |
| 72 | | 1988 | 78 | 147 | 82 | | | | |
| 73 | India | 1987 | 134 | 138 | 214 | 290 | 674 | 670 | 2,120 |
| 74 | | 1988 | 139 | 168 | 212 | | | | |
| 75 | Iran | 1987 | 23 | 110 | 123 | 81 | 66 | 99 | 502 |
| 76 | | 1988 | 123 | 72 | 73 | | | | |

See footnote(s) at end of table.

**TABLEAU 8B. Voyageurs non résidents entrant au Canada, selon le pays de résidence(1)** **Québec**

| July - Juillet | August - Août | September - Septembre | October - Octobre | November - Novembre | December - Décembre | Year - Année | Pays de résidence | | No |
|---|---|---|---|---|---|---|---|---|---|
| | | | | | | | **Europe:** | | |
| 591 | 555 | 252 | 161 | 146 | 123 | 2,899 | Autriche | 1987 | 1 |
| | | | | | | | | 1988 | 2 |
| 2,902 | 1,850 | 1,325 | 905 | 542 | 650 | 12,385 | Belgique | 1987 | 3 |
| | | | | | | | | 1988 | 4 |
| 17 | 17 | 13 | 26 | 10 | 6 | 170 | Bulgarie | 1987 | 5 |
| | | | | | | | | 1988 | 6 |
| 283 | 243 | 113 | 121 | 45 | 60 | 1,566 | Tchécoslovaquie | 1987 | 7 |
| | | | | | | | | 1988 | 8 |
| 264 | 194 | 191 | 157 | 92 | 68 | 1,688 | Danemark | 1987 | 9 |
| | | | | | | | | 1988 | 10 |
| 385 | 424 | 314 | 263 | 206 | 267 | 3,883 | Finlande | 1987 | 11 |
| | | | | | | | | 1988 | 12 |
| 25,709 | 25,486 | 16,361 | 7,858 | 3,853 | 5,774 | 128,164 | France | 1987 | 13 |
| | | | | | | | | 1988 | 14 |
| 4,978 | 4,785 | 3,573 | 2,126 | 938 | 1,177 | 27,754 | Allemagne (République fédérale) | 1987 | 15 |
| | | | | | | | | 1988 | 16 |
| 739 | 656 | 515 | 586 | 415 | 621 | 5,812 | Grèce | 1987 | 17 |
| | | | | | | | | 1988 | 18 |
| 230 | 258 | 117 | 76 | 38 | 77 | 1,500 | Hongrie | 1987 | 19 |
| | | | | | | | | 1988 | 20 |
| 16 | 34 | 14 | 19 | 1 | 8 | 174 | Islande | 1987 | 21 |
| | | | | | | | | 1988 | 22 |
| 175 | 205 | 209 | 118 | 65 | 81 | 1,375 | Irlande (République d') | 1987 | 23 |
| | | | | | | | | 1988 | 24 |
| 3,297 | 4,483 | 1,815 | 1,243 | 759 | 997 | 18,875 | Italie | 1987 | 25 |
| | | | | | | | | 1988 | 26 |
| 9 | 11 | 10 | 1 | - | 2 | 49 | Malte | 1987 | 27 |
| | | | | | | | | 1988 | 28 |
| 1,596 | 1,232 | 1,058 | 724 | 397 | 426 | 9,183 | Pays-Bas | 1987 | 29 |
| | | | | | | | | 1988 | 30 |
| 293 | 262 | 237 | 206 | 145 | 110 | 2,423 | Norvège | 1987 | 31 |
| | | | | | | | | 1988 | 32 |
| 1,515 | 1,167 | 1,256 | 1,279 | 799 | 859 | 13,744 | Pologne | 1987 | 33 |
| | | | | | | | | 1988 | 34 |
| 377 | 473 | 284 | 215 | 138 | 256 | 2,785 | Portugal | 1987 | 35 |
| | | | | | | | | 1988 | 36 |
| 53 | 51 | 82 | 69 | 50 | 48 | 592 | Roumanie | 1987 | 37 |
| | | | | | | | | 1988 | 38 |
| 1,024 | 1,385 | 651 | 426 | 355 | 444 | 6,721 | Espagne | 1987 | 39 |
| | | | | | | | | 1988 | 40 |
| 430 | 460 | 511 | 387 | 329 | 280 | 4,706 | Suède | 1987 | 41 |
| | | | | | | | | 1988 | 42 |
| 4,004 | 2,588 | 1,999 | 1,396 | 744 | 915 | 18,865 | Suisse | 1987 | 43 |
| | | | | | | | | 1988 | 44 |
| 170 | 138 | 91 | 75 | 63 | 68 | 1,011 | Turquie | 1987 | 45 |
| | | | | | | | | 1988 | 46 |
| 6,477 | 7,568 | 5,957 | 3,252 | 1,736 | 2,377 | 42,025 | Royaume-Uni | 1987 | 47 |
| | | | | | | | | 1988 | 48 |
| 334 | 663 | 381 | 508 | 405 | 284 | 4,057 | U.R.S.S. | 1987 | 49 |
| | | | | | | | | 1988 | 50 |
| 96 | 97 | 59 | 63 | 70 | 70 | 717 | Yougoslavie | 1987 | 51 |
| | | | | | | | | 1988 | 52 |
| 205 | 180 | 83 | 85 | 65 | 80 | 1,189 | Autres | 1987 | 53 |
| | | | | | | | | 1988 | 54 |
| **56,169** | **55,465** | **37,471** | **22,345** | **12,406** | **16,128** | **314,312** | **Total** | **1987** | 55 |
| | | | | | | | | **1988** | 56 |
| | | | | | | | **Afrique:** | | |
| 232 | 206 | 173 | 88 | 69 | 84 | 1,289 | Algérie | 1987 | 57 |
| | | | | | | | | 1988 | 58 |
| 631 | 555 | 224 | 213 | 113 | 133 | 2,880 | Égypte | 1987 | 59 |
| | | | | | | | | 1988 | 60 |
| 97 | 78 | 60 | 50 | 33 | 42 | 586 | Nigeria | 1987 | 61 |
| | | | | | | | | 1988 | 62 |
| 147 | 150 | 152 | 92 | 54 | 84 | 1,145 | Afrique du Sud | 1987 | 63 |
| | | | | | | | | 1988 | 64 |
| 1,687 | 1,922 | 1,216 | 977 | 632 | 883 | 11,509 | Autres | 1987 | 65 |
| | | | | | | | | 1988 | 66 |
| **2,794** | **2,911** | **1,825** | **1,420** | **901** | **1,226** | **17,409** | **Total** | **1987** | 67 |
| | | | | | | | | **1988** | 68 |
| | | | | | | | **Asie:** | | |
| 259 | 286 | 112 | 95 | 80 | 66 | 1,488 | Chine | 1987 | 69 |
| | | | | | | | | 1988 | 70 |
| 265 | 392 | 167 | 111 | 92 | 113 | 1,760 | Hong-Kong | 1987 | 71 |
| | | | | | | | | 1988 | 72 |
| 648 | 678 | 396 | 433 | 200 | 224 | 4,699 | Inde | 1987 | 73 |
| | | | | | | | | 1988 | 74 |
| 114 | 127 | 70 | 98 | 62 | 93 | 1,066 | Iran | 1987 | 75 |
| | | | | | | | | 1988 | 76 |

Voir renvoi(s) à la fin du tableau.

**Quebec** **TABLE 8B. Non-resident Travellers Entering Canada by Country of Residence(1) – Concluded**

| No. | Country of residence | | January - Janvier | February - Février | March - Mars | April - Avril | May - Mai | June - Juin | 6 months - mois |
|---|---|---|---|---|---|---|---|---|---|
| | **Asia – Concluded:** | | | | | | | | |
| 1 | Israel | 1987 | 318 | 392 | 669 | 656 | 892 | 1,624 | 4,551 |
| 2 | | 1988 | 371 | 439 | 671 | | | | |
| 3 | Japan | 1987 | 324 | 259 | 436 | 469 | 897 | 1,033 | 3,418 |
| 4 | | 1988 | 322 | 366 | 518 | | | | |
| 5 | Korea, South | 1987 | 74 | 101 | 139 | 105 | 148 | 161 | 728 |
| 6 | | 1988 | 89 | 86 | 116 | | | | |
| 7 | Lebanon | 1987 | 71 | 63 | 75 | 109 | 119 | 145 | 582 |
| 8 | | 1988 | 152 | 104 | 101 | | | | |
| 9 | Malaysia | 1987 | 19 | 9 | 14 | 41 | 157 | 120 | 360 |
| 10 | | 1988 | 21 | 28 | 32 | | | | |
| 11 | Pakistan | 1987 | 44 | 48 | 59 | 78 | 121 | 154 | 504 |
| 12 | | 1988 | 67 | 66 | 88 | | | | |
| 13 | Philippines | 1987 | 67 | 69 | 70 | 113 | 186 | 140 | 645 |
| 14 | | 1988 | 72 | 71 | 73 | | | | |
| 15 | Singapore | 1987 | 19 | 13 | 34 | 58 | 88 | 229 | 441 |
| 16 | | 1988 | 25 | 20 | 50 | | | | |
| 17 | Taiwan | 1987 | 42 | 47 | 32 | 46 | 77 | 119 | 363 |
| 18 | | 1988 | 42 | 87 | 57 | | | | |
| 19 | Other | 1987 | 268 | 310 | 362 | 526 | 713 | 1,112 | 3,291 |
| 20 | | 1988 | 450 | 330 | 455 | | | | |
| 21 | **Total** | **1987** | **1,542** | **1,711** | **2,387** | **2,767** | **4,380** | **5,928** | **18,715** |
| 22 | | **1988** | **2,013** | **2,021** | **2,598** | | | | |
| | **North America, Central America and Caribbean:** | | | | | | | | |
| 23 | Bahamas | 1987 | 56 | 42 | 52 | 77 | 83 | 106 | 416 |
| 24 | | 1988 | 51 | 56 | 32 | | | | |
| 25 | Barbados | 1987 | 22 | 15 | 35 | 49 | 55 | 140 | 316 |
| 26 | | 1988 | 28 | 20 | 71 | | | | |
| 27 | Bermuda | 1987 | 73 | 59 | 71 | 103 | 65 | 117 | 488 |
| 28 | | 1988 | 49 | 55 | 75 | | | | |
| 29 | Cuba | 1987 | 51 | 45 | 102 | 81 | 34 | 87 | 400 |
| 30 | | 1988 | 44 | 35 | 55 | | | | |
| 31 | Dominican Republic | 1987 | 46 | 41 | 41 | 51 | 32 | 124 | 335 |
| 32 | | 1988 | 68 | 47 | 59 | | | | |
| 33 | Haiti | 1987 | 185 | 153 | 178 | 241 | 321 | 475 | 1,553 |
| 34 | | 1988 | 170 | 125 | 134 | | | | |
| 35 | Jamaica | 1987 | 29 | 19 | 40 | 35 | 72 | 66 | 261 |
| 36 | | 1988 | 19 | 35 | 30 | | | | |
| 37 | Mexico | 1987 | 298 | 218 | 340 | 562 | 779 | 845 | 3,042 |
| 38 | | 1988 | 271 | 295 | 592 | | | | |
| 39 | St. Pierre and Miquelon | 1987 | 44 | 32 | 45 | 64 | 56 | 83 | 324 |
| 40 | | 1988 | 72 | 134 | 83 | | | | |
| 41 | Trinidad and Tobago | 1987 | 24 | 25 | 29 | 53 | 82 | 116 | 329 |
| 42 | | 1988 | 49 | 22 | 80 | | | | |
| 43 | Other | 1987 | 479 | 261 | 272 | 410 | 566 | 773 | 2,761 |
| 44 | | 1988 | 302 | 276 | 337 | | | | |
| 45 | **Total** | **1987** | **1,307** | **910** | **1,205** | **1,726** | **2,145** | **2,932** | **10,225** |
| 46 | | **1988** | **1,123** | **1,100** | **1,548** | | | | |
| | **South America:** | | | | | | | | |
| 47 | Argentina | 1987 | 153 | 140 | 141 | 194 | 340 | 349 | 1,317 |
| 48 | | 1988 | 150 | 91 | 134 | | | | |
| 49 | Brazil | 1987 | 344 | 228 | 308 | 487 | 787 | 728 | 2,882 |
| 50 | | 1988 | 224 | 203 | 211 | | | | |
| 51 | Colombia | 1987 | 47 | 27 | 59 | 72 | 177 | 295 | 677 |
| 52 | | 1988 | 72 | 39 | 78 | | | | |
| 53 | Guyana | 1987 | 17 | 8 | 5 | 12 | 29 | 31 | 102 |
| 54 | | 1988 | 10 | 15 | 11 | | | | |
| 55 | Venezuela | 1987 | 132 | 64 | 101 | 173 | 179 | 170 | 819 |
| 56 | | 1988 | 82 | 76 | 131 | | | | |
| 57 | Other | 1987 | 113 | 115 | 152 | 222 | 311 | 286 | 1,199 |
| 58 | | 1988 | 153 | 129 | 203 | | | | |
| 59 | **Total** | **1987** | **806** | **582** | **766** | **1,160** | **1,823** | **1,859** | **6,996** |
| 60 | | **1988** | **691** | **553** | **768** | | | | |
| | **Oceania and other Ocean Islands:** | | | | | | | | |
| 61 | Australia | 1987 | 226 | 126 | 208 | 434 | 622 | 812 | 2,428 |
| 62 | | 1988 | 239 | 196 | 229 | | | | |
| 63 | New Zealand | 1987 | 45 | 35 | 44 | 60 | 104 | 140 | 428 |
| 64 | | 1988 | 39 | 33 | 41 | | | | |
| 65 | Other | 1987 | 29 | 43 | 16 | 46 | 67 | 97 | 298 |
| 66 | | 1988 | 28 | 14 | 28 | | | | |
| 67 | **Total** | **1987** | **300** | **204** | **268** | **540** | **793** | **1,049** | **3,154** |
| 68 | | **1988** | **306** | **243** | **298** | | | | |
| 69 | **Grand total** | **1987** | **14,855** | **14,648** | **17,997** | **24,324** | **37,376** | **50,550** | **159,750** |
| 70 | | **1988** | **15,803** | **16,252** | **21,547** | | | | |

(1) Additional data are available by country on request.

**TABLEAU 8B. Voyageurs non résidents entrant au Canada, selon le pays de résidence(1) – fin** **Québec**

| July<br>-<br>Juillet | August<br>-<br>Août | September<br>-<br>Septembre | October<br>-<br>Octobre | November<br>-<br>Novembre | December<br>-<br>Décembre | Year<br>-<br>Année | Pays de résidence | | No |
|---|---|---|---|---|---|---|---|---|---|
| | | | | | | | **Asie – fin:** | | |
| 3,077 | 2,412 | 1,546 | 841 | 575 | 459 | 13,461 | Israël | 1987 | 1 |
| | | | | | | | | 1988 | 2 |
| 1,152 | 2,095 | 1,179 | 735 | 434 | 259 | 9,272 | Japon | 1987 | 3 |
| | | | | | | | | 1988 | 4 |
| 251 | 316 | 225 | 165 | 126 | 66 | 1,877 | Corée du Sud | 1987 | 5 |
| | | | | | | | | 1988 | 6 |
| 276 | 205 | 288 | 200 | 174 | 189 | 1,914 | Liban | 1987 | 7 |
| | | | | | | | | 1988 | 8 |
| 179 | 225 | 68 | 42 | 60 | 36 | 970 | Malaisie | 1987 | 9 |
| | | | | | | | | 1988 | 10 |
| 272 | 187 | 131 | 83 | 52 | 52 | 1,281 | Pakistan | 1987 | 11 |
| | | | | | | | | 1988 | 12 |
| 160 | 163 | 142 | 137 | 110 | 72 | 1,429 | Philippines | 1987 | 13 |
| | | | | | | | | 1988 | 14 |
| 86 | 91 | 109 | 54 | 65 | 41 | 887 | Singapour | 1987 | 15 |
| | | | | | | | | 1988 | 16 |
| 129 | 216 | 211 | 106 | 67 | 70 | 1,162 | Taïwan | 1987 | 17 |
| | | | | | | | | 1988 | 18 |
| 1,489 | 1,275 | 703 | 561 | 388 | 568 | 8,275 | Autres | 1987 | 19 |
| | | | | | | | | 1988 | 20 |
| **8,357** | **8,668** | **5,347** | **3,661** | **2,485** | **2,308** | **49,541** | **Total** | **1987** | 21 |
| | | | | | | | | **1988** | 22 |
| | | | | | | | **Amérique du Nord, Amérique centrale et Antilles:** | | |
| 155 | 154 | 121 | 74 | 34 | 80 | 1,034 | Bahamas | 1987 | 23 |
| | | | | | | | | 1988 | 24 |
| 222 | 265 | 128 | 59 | 55 | 85 | 1,130 | Barbade | 1987 | 25 |
| | | | | | | | | 1988 | 26 |
| 101 | 189 | 67 | 65 | 64 | 204 | 1,178 | Bermudes | 1987 | 27 |
| | | | | | | | | 1988 | 28 |
| 104 | 96 | 66 | 83 | 40 | 48 | 837 | Cuba | 1987 | 29 |
| | | | | | | | | 1988 | 30 |
| 99 | 105 | 73 | 61 | 39 | 67 | 779 | Dominicaine (République) | 1987 | 31 |
| | | | | | | | | 1988 | 32 |
| 1,084 | 1,382 | 654 | 386 | 156 | 232 | 5,447 | Haïti | 1987 | 33 |
| | | | | | | | | 1988 | 34 |
| 74 | 130 | 65 | 52 | 29 | 30 | 641 | Jamaïque | 1987 | 35 |
| | | | | | | | | 1988 | 36 |
| 2,110 | 2,041 | 889 | 550 | 360 | 503 | 9,495 | Mexique | 1987 | 37 |
| | | | | | | | | 1988 | 38 |
| 127 | 165 | 144 | 118 | 58 | 82 | 1,018 | St. Pierre-et-Miquelon | 1987 | 39 |
| | | | | | | | | 1988 | 40 |
| 253 | 356 | 120 | 64 | 46 | 72 | 1,240 | Trinité et Tobago | 1987 | 41 |
| | | | | | | | | 1988 | 42 |
| 1,325 | 1,484 | 556 | 403 | 321 | 438 | 7,288 | Autres | 1987 | 43 |
| | | | | | | | | 1988 | 44 |
| **5,654** | **6,367** | **2,883** | **1,915** | **1,202** | **1,841** | **30,087** | **Total** | **1987** | 45 |
| | | | | | | | | **1988** | 46 |
| | | | | | | | **Amérique du Sud:** | | |
| 679 | 349 | 340 | 180 | 124 | 154 | 3,143 | Argentine | 1987 | 47 |
| | | | | | | | | 1988 | 48 |
| 1,377 | 752 | 935 | 489 | 280 | 254 | 6,969 | Brésil | 1987 | 49 |
| | | | | | | | | 1988 | 50 |
| 262 | 251 | 102 | 88 | 44 | 98 | 1,522 | Colombie | 1987 | 51 |
| | | | | | | | | 1988 | 52 |
| 51 | 59 | 32 | 26 | 38 | 8 | 316 | Guyane | 1987 | 53 |
| | | | | | | | | 1988 | 54 |
| 284 | 432 | 205 | 153 | 104 | 295 | 2,292 | Venezuela | 1987 | 55 |
| | | | | | | | | 1988 | 56 |
| 437 | 489 | 345 | 258 | 187 | 155 | 3,070 | Autres | 1987 | 57 |
| | | | | | | | | 1988 | 58 |
| **3,090** | **2,332** | **1,959** | **1,194** | **777** | **964** | **17,312** | **Total** | **1987** | 59 |
| | | | | | | | | **1988** | 60 |
| | | | | | | | **Océanie et autres îles océaniques:** | | |
| 910 | 1,098 | 838 | 672 | 270 | 290 | 6,506 | Australie | 1987 | 61 |
| | | | | | | | | 1988 | 62 |
| 193 | 177 | 222 | 123 | 30 | 51 | 1,224 | Nouvelle-Zélande | 1987 | 63 |
| | | | | | | | | 1988 | 64 |
| 110 | 129 | 67 | 38 | 38 | 40 | 720 | Autres | 1987 | 65 |
| | | | | | | | | 1988 | 66 |
| **1,213** | **1,404** | **1,127** | **833** | **338** | **381** | **8,450** | **Total** | **1987** | 67 |
| | | | | | | | | **1988** | 68 |
| **77,277** | **77,147** | **50,612** | **31,368** | **18,109** | **22,848** | **437,111** | **Total global** | **1987** | 69 |
| | | | | | | | | **1988** | 70 |

(1) D'autres renseignements sont disponibles par pays, sur demande.

**Quebec** **TABLE 8C. Resident Travellers Returning to Canada by Type of Transportation**

| No. | Type of transportation | | January - Janvier | February - Février | March - Mars | April - Avril | May - Mai | June - Juin | 6 months - mois |
|---|---|---|---|---|---|---|---|---|---|
| | | | Returning from the United States(1) | | | | | | |
| | **Land:** | | | | | | | | |
| 1 | Automobile | 1987 | 258,982 | 244,434 | 337,946 | 361,537 | 428,325 | 501,327 | 2,132,551 |
| 2 | | 1988 | 314,776 | 271,702 | 343,829 | | | | |
| 3 | Same day | 1987 | 182,308 | 190,052 | 246,016 | 251,904 | 297,940 | 340,053 | 1,508,273 |
| 4 | | 1988 | 231,714 | 211,404 | 254,037 | | | | |
| 5 | One night | 1987 | 7,462 | 7,462 | 9,543 | 10,810 | 18,718 | 25,576 | 79,571 |
| 6 | | 1988 | 8,806 | 7,675 | 9,102 | | | | |
| 7 | Two or more nights | 1987 | 69,212 | 46,920 | 82,387 | 98,823 | 111,667 | 135,698 | 544,707 |
| 8 | | 1988 | 74,256 | 52,623 | 80,690 | | | | |
| 9 | Bus | 1987 | 23,081 | 24,425 | 25,732 | 16,610 | 15,857 | 15,892 | 121,597 |
| 10 | | 1988 | 26,193 | 20,744 | 22,264 | | | | |
| 11 | Same day | 1987 | 14,664 | 17,873 | 13,040 | 2,327 | 4,478 | 7,054 | 59,436 |
| 12 | | 1988 | 17,110 | 15,018 | 11,461 | | | | |
| 13 | One or more nights | 1987 | 8,417 | 6,552 | 12,692 | 14,283 | 11,379 | 8,838 | 62,161 |
| 14 | | 1988 | 9,083 | 5,726 | 10,803 | | | | |
| 15 | Rail | 1987 | 1,243 | 1,004 | 1,286 | 639 | 566 | 603 | 5,341 |
| 16 | | 1988 | 664 | 466 | 560 | | | | |
| 17 | Other methods | 1987 | 2,274 | 2,590 | 2,810 | 4,532 | 6,187 | 12,705 | 31,098 |
| 18 | | 1988 | 2,478 | 2,382 | 2,553 | | | | |
| 19 | **Total land** | **1987** | **285,580** | **272,453** | **367,774** | **383,318** | **450,935** | **530,527** | **2,290,587** |
| 20 | | **1988** | **344,111** | **295,294** | **369,206** | | | | |
| | **Air:** | | | | | | | | |
| 21 | Commercial | 1987 | 68,216 | 58,835 | 107,201 | 73,095 | 51,239 | 33,895 | 392,481 |
| 22 | | 1988 | 68,039 | 72,005 | 94,501 | | | | |
| 23 | Private | 1987 | 231 | 466 | 547 | 512 | 635 | 593 | 2,984 |
| 24 | | 1988 | 433 | 535 | 701 | | | | |
| 25 | **Total air** | **1987** | **68,447** | **59,301** | **107,748** | **73,607** | **51,874** | **34,488** | **395,465** |
| 26 | | **1988** | **68,472** | **72,540** | **95,202** | | | | |
| | **Marine:** | | | | | | | | |
| 27 | Commercial | 1987 | - | - | - | - | - | 8 | 8 |
| 28 | | 1988 | - | - | - | | | | |
| 29 | Private | 1987 | - | - | 3 | 123 | 2,164 | 6,297 | 8,587 |
| 30 | | 1988 | - | - | 2 | | | | |
| 31 | **Total marine** | **1987** | **-** | **-** | **3** | **123** | **2,164** | **6,305** | **8,595** |
| 32 | | **1988** | **-** | **-** | **2** | | | | |
| 33 | **Total** | **1987** | **354,027** | **331,754** | **475,525** | **457,048** | **504,973** | **571,320** | **2,694,647** |
| 34 | | **1988** | **412,583** | **367,834** | **464,410** | | | | |
| | | | Returning from countries other than the United States(2) | | | | | | |
| | **Land (Via the U.S.A.):** | | | | | | | | |
| 35 | 1987 | | 2 | - | - | - | 17 | 1 | 20 |
| 36 | 1988 | | - | - | - | | | | |
| | **Air:** | | | | | | | | |
| 37 | Returning direct | 1987 | 76,068 | 64,327 | 83,840 | 50,985 | 39,367 | 36,146 | 350,733 |
| 38 | | 1988 | 94,719 | 80,009 | 85,467 | | | | |
| 39 | Returning via the U.S.A. | 1987 | 7,402 | 4,784 | 6,455 | 5,307 | 4,225 | 3,106 | 31,279 |
| 40 | | 1988 | 7,616 | 5,552 | 6,079 | | | | |
| 41 | **Total air** | **1987** | **83,470** | **69,111** | **90,295** | **56,292** | **43,592** | **39,252** | **382,012** |
| 42 | | **1988** | **102,335** | **85,561** | **91,546** | | | | |
| | **Marine:** | | | | | | | | |
| 43 | Returning direct | 1987 | - | - | - | 4 | 43 | 33 | 80 |
| 44 | | 1988 | - | - | 3 | | | | |
| 45 | Returning via the U.S.A. | 1987 | - | - | - | - | - | - | - |
| 46 | | 1988 | - | - | - | | | | |
| 47 | **Total marine** | **1987** | **-** | **-** | **-** | **4** | **43** | **33** | **80** |
| 48 | | **1988** | **-** | **-** | **3** | | | | |
| 49 | **Total** | **1987** | **83,472** | **69,111** | **90,295** | **56,296** | **43,652** | **39,286** | **382,112** |
| 50 | | **1988** | **102,335** | **85,561** | **91,549** | | | | |
| 51 | **Grand total** | **1987** | **437,499** | **400,865** | **565,820** | **513,344** | **548,625** | **610,606** | **3,076,759** |
| 52 | | **1988** | **514,918** | **453,395** | **555,959** | | | | |

(1) Continental United States, Alaska and Hawaii.
(2) Includes Puerto Rico and other U.S. protectorates.

## TABLEAU 8C. Voyageurs résidents revenant au Canada, selon le moyen de transport — Québec

| July - Juillet | August - Août | September - Septembre | October - Octobre | November - Novembre | December - Décembre | Year - Année | Moyen de transport | | No |
|---|---|---|---|---|---|---|---|---|---|
| Rentrée des États-Unis(1) | | | | | | | | | |
| | | | | | | | **Par terre:** | | |
| 970,565 | 838,297 | 466,358 | 393,787 | 300,905 | 299,996 | 5,402,459 | Automobile | 1987 | 1 |
| | | | | | | | | 1988 | 2 |
| 512,149 | 424,185 | 284,153 | 276,418 | 226,230 | 230,922 | 3,462,330 | Même jour | 1987 | 3 |
| | | | | | | | | 1988 | 4 |
| 38,471 | 35,545 | 21,138 | 15,636 | 10,322 | 9,157 | 209,840 | Une nuit | 1987 | 5 |
| | | | | | | | | 1988 | 6 |
| 419,945 | 378,567 | 161,067 | 101,733 | 64,353 | 59,917 | 1,730,289 | Deux nuits ou plus | 1987 | 7 |
| | | | | | | | | 1988 | 8 |
| 23,138 | 20,828 | 20,220 | 16,837 | 10,146 | 12,057 | 224,823 | Autocar | 1987 | 9 |
| | | | | | | | | 1988 | 10 |
| 9,389 | 6,896 | 5,373 | 4,349 | 3,109 | 5,939 | 94,491 | Même jour | 1987 | 11 |
| | | | | | | | | 1988 | 12 |
| 13,749 | 13,932 | 14,847 | 12,488 | 7,037 | 6,118 | 130,332 | Une nuit ou plus | 1987 | 13 |
| | | | | | | | | 1988 | 14 |
| 1,091 | 883 | 606 | 541 | 396 | 545 | 9,403 | Chemin de fer | 1987 | 15 |
| | | | | | | | | 1988 | 16 |
| 13,163 | 9,580 | 5,549 | 3,409 | 2,818 | 2,222 | 67,839 | Autres moyens | 1987 | 17 |
| | | | | | | | | 1988 | 18 |
| **1,007,957** | **869,588** | **492,733** | **414,574** | **314,265** | **314,820** | **5,704,524** | **Total, par terre** | **1987** | 19 |
| | | | | | | | | **1988** | 20 |
| | | | | | | | **Par air:** | | |
| 39,507 | 47,931 | 35,274 | 41,954 | 51,851 | 43,771 | 652,769 | Commercial | 1987 | 21 |
| | | | | | | | | 1988 | 22 |
| 507 | 521 | 616 | 655 | 419 | 469 | 6,171 | Privé | 1987 | 23 |
| | | | | | | | | 1988 | 24 |
| **40,014** | **48,452** | **35,890** | **42,609** | **52,270** | **44,240** | **658,940** | **Total, par air** | **1987** | 25 |
| | | | | | | | | **1988** | 26 |
| | | | | | | | **Par mer:** | | |
| - | - | 187 | 30 | - | - | 225 | Commercial | 1987 | 27 |
| | | | | | | | | 1988 | 28 |
| 16,890 | 9,842 | 3,315 | 1,270 | 22 | - | 39,926 | Privé | 1987 | 29 |
| | | | | | | | | 1988 | 30 |
| **16,890** | **9,842** | **3,502** | **1,300** | **22** | **-** | **40,151** | **Total, par mer** | **1987** | 31 |
| | | | | | | | | **1988** | 32 |
| **1,064,861** | **927,882** | **532,125** | **458,483** | **366,557** | **359,060** | **6,403,615** | **Total** | **1987** | 33 |
| | | | | | | | | **1988** | 34 |
| Rentrée des pays autres que les États-Unis(2) | | | | | | | | | |
| | | | | | | | **Par terre (via les États-Unis):** | | |
| 6 | 12 | - | - | - | - | 38 | 1987 | | 35 |
| | | | | | | | 1988 | | 36 |
| | | | | | | | **Par air:** | | |
| 47,318 | 70,571 | 47,770 | 42,288 | 33,798 | 32,585 | 625,063 | Rentrée directe | 1987 | 37 |
| | | | | | | | | 1988 | 38 |
| 3,291 | 4,111 | 2,560 | 4,691 | 3,785 | 3,927 | 53,644 | Rentrée via les États-Unis | 1987 | 39 |
| | | | | | | | | 1988 | 40 |
| **50,609** | **74,682** | **50,330** | **46,979** | **37,583** | **36,512** | **678,707** | **Total, par air** | **1987** | 41 |
| | | | | | | | | **1988** | 42 |
| | | | | | | | **Par mer:** | | |
| 758 | 24 | 130 | 53 | 2 | - | 1,047 | Rentrée directe | 1987 | 43 |
| | | | | | | | | 1988 | 44 |
| - | - | - | - | - | - | - | Rentrée via les États-Unis | 1987 | 45 |
| | | | | | | | | 1988 | 46 |
| **758** | **24** | **130** | **53** | **2** | **-** | **1,047** | **Total, par mer** | **1987** | 47 |
| | | | | | | | | **1988** | 48 |
| **51,373** | **74,718** | **50,460** | **47,032** | **37,585** | **36,512** | **679,792** | **Total** | **1987** | 49 |
| | | | | | | | | **1988** | 50 |
| **1,116,234** | **1,002,600** | **582,585** | **505,515** | **404,142** | **395,572** | **7,083,407** | **Total global** | **1987** | 51 |
| | | | | | | | | **1988** | 52 |

(1) États-Unis continentaux, Alaska et Hawaï.
(2) Comprend Porto-Rico et les autres protections des États-Unis.

**Quebec** **TABLE 8D. Number of Vehicles Travelling Between Canada and the United States**

| No. | Type of vehicle | | January - Janvier | February - Février | March - Mars | April - Avril | May - Mai | June - Juin | 6 months - mois |
|---|---|---|---|---|---|---|---|---|---|
| | | | United States vehicles | | | | | | |
| | **Automobile:** | | | | | | | | |
| 1 | Same day | 1987 | 39,855 | 38,773 | 43,559 | 45,242 | 54,345 | 58,831 | 280,605 |
| 2 | | 1988 | 44,269 | 40,433 | 44,405 | | | | |
| 3 | One night | 1987 | 2,127 | 2,411 | 2,629 | 3,114 | 4,261 | 4,534 | 19,076 |
| 4 | | 1988 | 2,720 | 2,461 | 2,901 | | | | |
| 5 | Two or more nights | 1987 | 11,383 | 16,302 | 14,216 | 19,149 | 26,925 | 30,126 | 118,101 |
| 6 | | 1988 | 12,853 | 16,890 | 15,776 | | | | |
| 7 | **Total** | **1987** | **53,365** | **57,486** | **60,404** | **67,505** | **85,531** | **93,491** | **417,782** |
| 8 | | **1988** | **59,842** | **59,784** | **63,082** | | | | |
| 9 | Trucks used commercially | 1987 | 17,112 | 17,098 | 18,189 | 15,381 | 16,404 | 17,267 | 101,451 |
| 10 | | 1988 | 15,979 | 18,211 | 18,053 | | | | |
| 11 | Other vehicles | 1987 | 1,287 | 2,112 | 1,060 | 256 | 514 | 1,010 | 6,239 |
| 12 | | 1988 | 2,194 | 2,806 | 1,603 | | | | |
| 13 | **Total** | **1987** | **71,764** | **76,696** | **79,653** | **83,142** | **102,449** | **111,768** | **525,472** |
| 14 | | **1988** | **78,015** | **80,801** | **82,738** | | | | |
| | | | Canadian vehicles | | | | | | |
| | **Automobile:** | | | | | | | | |
| 15 | Same day | 1987 | 94,801 | 96,768 | 121,954 | 125,885 | 147,477 | 161,220 | 748,105 |
| 16 | | 1988 | 120,157 | 110,841 | 131,922 | | | | |
| 17 | One night | 1987 | 3,728 | 3,779 | 4,668 | 5,200 | 8,686 | 11,550 | 37,611 |
| 18 | | 1988 | 4,257 | 3,832 | 4,476 | | | | |
| 19 | Two or more nights | 1987 | 27,262 | 20,341 | 33,777 | 41,068 | 47,001 | 56,516 | 225,965 |
| 20 | | 1988 | 29,963 | 22,883 | 33,606 | | | | |
| 21 | **Total** | **1987** | **125,791** | **120,888** | **160,399** | **172,153** | **203,164** | **229,286** | **1,011,681** |
| 22 | | **1988** | **154,377** | **137,556** | **170,004** | | | | |
| 23 | Trucks used commercially | 1987 | 31,639 | 31,425 | 33,549 | 31,063 | 33,526 | 33,525 | 194,727 |
| 24 | | 1988 | 30,522 | 34,171 | 36,402 | | | | |
| 25 | Other vehicles | 1987 | 168 | 464 | 376 | 1,657 | 2,730 | 5,860 | 11,255 |
| 26 | | 1988 | 326 | 356 | 383 | | | | |
| 27 | **Total** | **1987** | **157,598** | **152,777** | **194,324** | **204,873** | **239,420** | **268,671** | **1,217,663** |
| 28 | | **1988** | **185,225** | **172,083** | **206,789** | | | | |
| | | | Total vehicles | | | | | | |
| | **Automobile:** | | | | | | | | |
| 29 | Same day | 1987 | 134,656 | 135,541 | 165,513 | 171,127 | 201,822 | 220,051 | 1,028,710 |
| 30 | | 1988 | 164,426 | 151,274 | 176,327 | | | | |
| 31 | One night | 1987 | 5,855 | 6,190 | 7,297 | 8,314 | 12,947 | 16,084 | 56,687 |
| 32 | | 1988 | 6,977 | 6,293 | 7,377 | | | | |
| 33 | Two or more nights | 1987 | 38,645 | 36,643 | 47,993 | 60,217 | 73,926 | 86,642 | 344,066 |
| 34 | | 1988 | 42,816 | 39,773 | 49,382 | | | | |
| 35 | **Total** | **1987** | **179,156** | **178,374** | **220,803** | **239,658** | **288,695** | **322,777** | **1,429,463** |
| 36 | | **1988** | **214,219** | **197,340** | **233,086** | | | | |
| 37 | Trucks used commercially | 1987 | 48,751 | 48,523 | 51,738 | 46,444 | 49,930 | 50,792 | 296,178 |
| 38 | | 1988 | 46,501 | 52,382 | 54,455 | | | | |
| 39 | Other vehicles | 1987 | 1,455 | 2,576 | 1,436 | 1,913 | 3,244 | 6,870 | 17,494 |
| 40 | | 1988 | 2,520 | 3,162 | 1,986 | | | | |
| 41 | **Total** | **1987** | **229,362** | **229,473** | **273,977** | **288,015** | **341,869** | **380,439** | **1,743,135** |
| 42 | | **1988** | **263,240** | **252,884** | **289,527** | | | | |

**TABLEAU 8D. Nombre de véhicules voyageant entre le Canada et les États-Unis** **Québec**

| July - Juillet | August - Août | September - Septembre | October - Octobre | November - Novembre | December - Décembre | Year - Année | Genre de véhicule | | No |
|---|---|---|---|---|---|---|---|---|---|
| | | | | Véhicules des États-Unis | | | | | |
| | | | | | | | **Automobile:** | | |
| 71,573 | 72,382 | 56,455 | 55,042 | 44,914 | 44,805 | 625,776 | Même jour | 1987 | 1 |
| | | | | | | | | 1988 | 2 |
| 6,338 | 7,223 | 5,095 | 4,786 | 3,061 | 3,117 | 48,696 | Une nuit | 1987 | 3 |
| | | | | | | | | 1988 | 4 |
| 55,802 | 56,549 | 39,094 | 31,013 | 18,335 | 21,106 | 340,000 | Deux nuits ou plus | 1987 | 5 |
| | | | | | | | | 1988 | 6 |
| **133,713** | **136,154** | **100,644** | **90,841** | **66,310** | **69,028** | **1,014,472** | **Total** | **1987** | 7 |
| | | | | | | | | **1988** | 8 |
| 14,930 | 16,569 | 17,289 | 17,753 | 15,816 | 15,657 | 199,465 | Camions commerciaux | 1987 | 9 |
| | | | | | | | | 1988 | 10 |
| 1,616 | 1,540 | 789 | 120 | 20 | 280 | 10,604 | Autres véhicules | 1987 | 11 |
| | | | | | | | | 1988 | 12 |
| **150,259** | **154,263** | **118,722** | **108,714** | **82,146** | **84,965** | **1,224,541** | **Total** | **1987** | 13 |
| | | | | | | | | **1988** | 14 |
| | | | | Véhicules du Canada | | | | | |
| | | | | | | | **Automobile:** | | |
| 214,745 | 186,895 | 141,555 | 142,240 | 119,158 | 120,978 | 1,673,676 | Même jour | 1987 | 15 |
| | | | | | | | | 1988 | 16 |
| 16,448 | 15,203 | 9,720 | 7,513 | 5,265 | 4,704 | 96,464 | Une nuit | 1987 | 17 |
| | | | | | | | | 1988 | 18 |
| 150,800 | 138,841 | 66,315 | 43,392 | 28,875 | 25,696 | 679,884 | Deux nuits ou plus | 1987 | 19 |
| | | | | | | | | 1988 | 20 |
| **381,993** | **340,939** | **217,590** | **193,145** | **153,298** | **151,378** | **2,450,024** | **Total** | **1987** | 21 |
| | | | | | | | | **1988** | 22 |
| 30,424 | 33,741 | 35,603 | 36,941 | 33,555 | 33,600 | 398,591 | Camions commerciaux | 1987 | 23 |
| | | | | | | | | 1988 | 24 |
| 7,333 | 5,290 | 2,052 | 572 | 98 | 29 | 26,629 | Autres véhicules | 1987 | 25 |
| | | | | | | | | 1988 | 26 |
| **419,750** | **379,970** | **255,245** | **230,658** | **186,951** | **185,007** | **2,875,244** | **Total** | **1987** | 27 |
| | | | | | | | | **1988** | 28 |
| | | | | Total, véhicules | | | | | |
| | | | | | | | **Automobile:** | | |
| 286,318 | 259,277 | 198,010 | 197,282 | 164,072 | 165,783 | 2,299,452 | Même jour | 1987 | 29 |
| | | | | | | | | 1988 | 30 |
| 22,786 | 22,426 | 14,815 | 12,299 | 8,326 | 7,821 | 145,160 | Une nuit | 1987 | 31 |
| | | | | | | | | 1988 | 32 |
| 206,602 | 195,390 | 105,409 | 74,405 | 47,210 | 46,802 | 1,019,884 | Deux nuits ou plus | 1987 | 33 |
| | | | | | | | | 1988 | 34 |
| **515,706** | **477,093** | **318,234** | **283,986** | **219,608** | **220,406** | **3,464,496** | **Total** | **1987** | 35 |
| | | | | | | | | **1988** | 36 |
| 45,354 | 50,310 | 52,892 | 54,694 | 49,371 | 49,257 | 598,056 | Camions commerciaux | 1987 | 37 |
| | | | | | | | | 1988 | 38 |
| 8,949 | 6,830 | 2,841 | 692 | 118 | 309 | 37,233 | Autres véhicules | 1987 | 39 |
| | | | | | | | | 1988 | 40 |
| **570,009** | **534,233** | **373,967** | **339,372** | **269,097** | **269,972** | **4,099,785** | **Total** | **1987** | 41 |
| | | | | | | | | **1988** | 42 |

**Ontario** **TABLE 9A. Non-resident Travellers Entering Canada by Type of Transportation**

| No. | Type of transportation | | January - Janvier | February - Février | March - Mars | April - Avril | May - Mai | June - Juin | 6 months - mois |
|---|---|---|---|---|---|---|---|---|---|
| | | | Residents of the United States | | | | | | |
| | **Land:** | | | | | | | | |
| 1 | Automobile | 1987 | 1,080,180 | 1,079,427 | 1,299,267 | 1,484,405 | 2,003,909 | 2,264,742 | 9,211,930 |
| 2 | | 1988 | 1,186,253 | 972,015 | 1,250,227 | | | | |
| 3 | Same day | 1987 | 939,658 | 906,048 | 1,100,256 | 1,212,565 | 1,487,282 | 1,605,464 | 7,251,273 |
| 4 | | 1988 | 1,029,452 | 819,841 | 1,066,248 | | | | |
| 5 | One night | 1987 | 48,305 | 53,976 | 63,663 | 76,353 | 114,649 | 154,223 | 511,169 |
| 6 | | 1988 | 59,621 | 46,210 | 61,602 | | | | |
| 7 | Two or more nights | 1987 | 92,217 | 119,403 | 135,348 | 195,487 | 401,978 | 505,055 | 1,449,488 |
| 8 | | 1988 | 97,180 | 105,964 | 122,377 | | | | |
| 9 | Bus | 1987 | 31,064 | 32,502 | 34,285 | 48,747 | 114,131 | 129,410 | 390,139 |
| 10 | | 1988 | 34,714 | 33,033 | 37,195 | | | | |
| 11 | Same day | 1987 | 20,115 | 19,925 | 23,266 | 28,342 | 60,468 | 85,184 | 237,300 |
| 12 | | 1988 | 20,572 | 19,717 | 24,638 | | | | |
| 13 | One or more nights | 1987 | 10,949 | 12,577 | 11,019 | 20,405 | 53,663 | 44,226 | 152,839 |
| 14 | | 1988 | 14,142 | 13,316 | 12,557 | | | | |
| 15 | Rail | 1987 | 1,646 | 2,033 | 1,743 | 2,136 | 2,627 | 3,737 | 13,922 |
| 16 | | 1988 | 1,489 | 1,812 | 1,922 | | | | |
| 17 | Other methods | 1987 | 4,007 | 3,461 | 6,768 | 9,238 | 18,552 | 24,206 | 66,232 |
| 18 | | 1988 | 3,406 | 3,366 | 6,309 | | | | |
| 19 | **Total land** | 1987 | **1,116,897** | **1,117,423** | **1,342,063** | **1,544,526** | **2,139,219** | **2,422,095** | **9,682,223** |
| 20 | | 1988 | **1,225,862** | **1,010,226** | **1,295,653** | | | | |
| | **Air:** | | | | | | | | |
| 21 | Commercial | 1987 | 61,918 | 63,204 | 70,929 | 83,614 | 106,069 | 121,488 | 507,222 |
| 22 | | 1988 | 62,075 | 72,971 | 72,013 | | | | |
| 23 | Private | 1987 | 2,606 | 3,067 | 3,109 | 3,319 | 5,764 | 7,415 | 25,280 |
| 24 | | 1988 | 2,944 | 3,451 | 3,323 | | | | |
| 25 | **Total air** | 1987 | **64,524** | **66,271** | **74,038** | **86,933** | **111,833** | **128,903** | **532,502** |
| 26 | | 1988 | **65,019** | **76,422** | **75,336** | | | | |
| | **Marine:** | | | | | | | | |
| 27 | Commercial | 1987 | - | - | - | - | 45,168 | 119,645 | 164,813 |
| 28 | | 1988 | - | - | - | | | | |
| 29 | Private | 1987 | 58 | - | 249 | 2,044 | 23,944 | 41,633 | 67,928 |
| 30 | | 1988 | - | 8 | 34 | | | | |
| 31 | **Total marine** | 1987 | **58** | **-** | **249** | **2,044** | **69,112** | **161,278** | **232,741** |
| 32 | | 1988 | - | **8** | **34** | | | | |
| 33 | **Total** | 1987 | **1,181,479** | **1,183,694** | **1,416,350** | **1,633,503** | **2,320,164** | **2,712,276** | **10,447,466** |
| 34 | | 1988 | **1,290,881** | **1,086,656** | **1,371,023** | | | | |
| | | | Residents of countries other than the United States | | | | | | |
| | **Land(via the U.S.A.):** | | | | | | | | |
| 35 | Same day | 1987 | 5,396 | 4,891 | 11,042 | 17,398 | 31,523 | 39,080 | 109,330 |
| 36 | | 1988 | 6,011 | 6,035 | 17,687 | | | | |
| 37 | One or more nights | 1987 | 8,056 | 6,922 | 11,558 | 21,077 | 39,192 | 50,557 | 137,362 |
| 38 | | 1988 | 10,140 | 10,346 | 17,773 | | | | |
| 39 | **Total land** | 1987 | **13,452** | **11,813** | **22,600** | **38,475** | **70,715** | **89,637** | **246,692** |
| 40 | | 1988 | **16,151** | **16,381** | **35,460** | | | | |
| | **Air:** | | | | | | | | |
| 41 | Entering direct | 1987 | 18,118 | 16,179 | 20,894 | 31,257 | 61,111 | 81,393 | 228,952 |
| 42 | | 1988 | 21,965 | 24,068 | 29,541 | | | | |
| 43 | Entering via the U.S.A. | 1987 | 9,025 | 8,779 | 10,929 | 14,575 | 22,159 | 27,434 | 92,901 |
| 44 | | 1988 | 9,765 | 10,629 | 12,656 | | | | |
| 45 | **Total air** | 1987 | **27,143** | **24,958** | **31,823** | **45,832** | **83,270** | **108,827** | **321,853** |
| 46 | | 1988 | **31,730** | **34,697** | **42,197** | | | | |
| | **Marine:** | | | | | | | | |
| 47 | Entering direct | 1987 | - | - | - | - | - | - | - |
| 48 | | 1988 | - | - | - | | | | |
| 49 | Entering via the U.S.A. | 1987 | - | - | - | - | 331 | 730 | 1,061 |
| 50 | | 1988 | - | - | - | | | | |
| 51 | **Total marine** | 1987 | **-** | **-** | **-** | **-** | **331** | **730** | **1,061** |
| 52 | | 1988 | **-** | **-** | **-** | | | | |
| 53 | **Total** | 1987 | **40,595** | **36,771** | **54,423** | **84,307** | **154,316** | **199,194** | **569,606** |
| 54 | | 1988 | **47,881** | **51,078** | **77,657** | | | | |
| 55 | **Grand total** | 1987 | **1,222,074** | **1,220,465** | **1,470,773** | **1,717,810** | **2,474,480** | **2,911,470** | **11,017,072** |
| 56 | | 1988 | **1,338,762** | **1,137,734** | **1,448,680** | | | | |

## TABLEAU 9A. Voyageurs non résidents entrant au Canada, selon le moyen de transport — Ontario

| July – Juillet | August – Août | September – Septembre | October – Octobre | November – Novembre | December – Décembre | Year – Année | Moyen de transport | | No |
|---|---|---|---|---|---|---|---|---|---|
| | | | | Résidents des États-Unis | | | | | |
| | | | | | | | **Par terre:** | | |
| 3,299,969 | 3,259,341 | 2,042,136 | 1,606,210 | 1,351,838 | 1,329,712 | 22,101,136 | Automobile | 1987 | 1 |
| | | | | | | | | 1988 | 2 |
| 2,218,136 | 2,229,102 | 1,457,573 | 1,255,321 | 1,152,866 | 1,125,203 | 16,689,474 | Même jour | 1987 | 3 |
| | | | | | | | | 1988 | 4 |
| 261,831 | 239,922 | 138,625 | 104,645 | 67,905 | 72,977 | 1,397,074 | Une nuit | 1987 | 5 |
| | | | | | | | | 1988 | 6 |
| 820,002 | 790,317 | 445,938 | 246,244 | 131,067 | 131,532 | 4,014,588 | Deux nuits ou plus | 1987 | 7 |
| | | | | | | | | 1988 | 8 |
| 155,667 | 142,921 | 120,978 | 89,474 | 43,291 | 43,973 | 986,443 | Autocar | 1987 | 9 |
| | | | | | | | | 1988 | 10 |
| 87,983 | 81,313 | 60,356 | 53,332 | 30,487 | 33,768 | 584,539 | Même jour | 1987 | 11 |
| | | | | | | | | 1988 | 12 |
| 67,684 | 61,608 | 60,622 | 36,142 | 12,804 | 10,205 | 401,904 | Une nuit ou plus | 1987 | 13 |
| | | | | | | | | 1988 | 14 |
| 5,251 | 4,290 | 3,182 | 3,625 | 1,800 | 3,456 | 35,526 | Chemin de fer | 1987 | 15 |
| | | | | | | | | 1988 | 16 |
| 66,809 | 51,023 | 24,359 | 13,875 | 5,490 | 5,627 | 233,415 | Autres moyens | 1987 | 17 |
| | | | | | | | | 1988 | 18 |
| **3,527,696** | **3,457,575** | **2,190,655** | **1,713,184** | **1,402,419** | **1,382,768** | **23,356,520** | **Total, par terre** | **1987** | 19 |
| | | | | | | | | **1988** | 20 |
| | | | | | | | **Par air:** | | |
| 127,085 | 120,675 | 107,105 | 106,612 | 75,758 | 68,870 | 1,113,327 | Commercial | 1987 | 21 |
| | | | | | | | | 1988 | 22 |
| 7,420 | 6,546 | 6,592 | 4,690 | 3,413 | 3,040 | 56,981 | Privé | 1987 | 23 |
| | | | | | | | | 1988 | 24 |
| **134,505** | **127,221** | **113,697** | **111,302** | **79,171** | **71,910** | **1,170,308** | **Total, par air** | **1987** | 25 |
| | | | | | | | | **1988** | 26 |
| | | | | | | | **Par mer:** | | |
| 163,942 | 223,058 | 33,564 | 279 | - | 1 | 585,657 | Commercial | 1987 | 27 |
| | | | | | | | | 1988 | 28 |
| 79,249 | 60,971 | 35,967 | 5,198 | 1,315 | 377 | 251,005 | Privé | 1987 | 29 |
| | | | | | | | | 1988 | 30 |
| **243,191** | **284,029** | **69,531** | **5,477** | **1,315** | **378** | **836,662** | **Total, par mer** | **1987** | 31 |
| | | | | | | | | **1988** | 32 |
| **3,905,392** | **3,868,825** | **2,373,883** | **1,829,963** | **1,482,905** | **1,455,056** | **25,363,490** | **Total** | **1987** | 33 |
| | | | | | | | | **1988** | 34 |
| | | | | Résidents des pays autres que les États-Unis | | | | | |
| | | | | | | | **Par terre (via les États-Unis):** | | |
| 52,622 | 61,598 | 44,411 | 28,746 | 14,220 | 7,946 | 318,873 | Même jour | 1987 | 35 |
| | | | | | | | | 1988 | 36 |
| 75,498 | 91,644 | 47,811 | 31,441 | 17,251 | 11,849 | 412,856 | Une nuit ou plus | 1987 | 37 |
| | | | | | | | | 1988 | 38 |
| **128,120** | **153,242** | **92,222** | **60,187** | **31,471** | **19,795** | **731,729** | **Total, par terre** | **1987** | 39 |
| | | | | | | | | **1988** | 40 |
| | | | | | | | **Par air:** | | |
| 109,560 | 86,243 | 62,751 | 37,077 | 23,843 | 37,132 | 585,558 | Entrée directe | 1987 | 41 |
| | | | | | | | | 1988 | 42 |
| 30,634 | 34,550 | 26,915 | 20,258 | 14,486 | 12,812 | 232,556 | Entrée via les États-Unis | 1987 | 43 |
| | | | | | | | | 1988 | 44 |
| **140,194** | **120,793** | **89,666** | **57,335** | **38,329** | **49,944** | **818,114** | **Total, par air** | **1987** | 45 |
| | | | | | | | | **1988** | 46 |
| | | | | | | | **Par mer:** | | |
| - | - | 4 | - | - | 5 | 9 | Entrée directe | 1987 | 47 |
| | | | | | | | | 1988 | 48 |
| 1,770 | 1,839 | 355 | 7 | 1 | 1 | 5,034 | Entrée via les États-Unis | 1987 | 49 |
| | | | | | | | | 1988 | 50 |
| **1,770** | **1,839** | **359** | **7** | **1** | **6** | **5,043** | **Total, par mer** | **1987** | 51 |
| | | | | | | | | **1988** | 52 |
| **270,084** | **275,874** | **182,247** | **117,529** | **69,801** | **69,745** | **1,554,886** | **Total** | **1987** | 53 |
| | | | | | | | | **1988** | 54 |
| **4,175,476** | **4,144,699** | **2,556,130** | **1,947,492** | **1,552,706** | **1,524,801** | **26,918,376** | **Total global** | **1987** | 55 |
| | | | | | | | | **1988** | 56 |

**Ontario** **TABLE 9B. Non-resident Travellers Entering Canada by Country of Residence(1)**

| No. | Country of residence | | January - Janvier | February - Février | March - Mars | April - Avril | May - Mai | June - Juin | 6 months - mois |
|---|---|---|---|---|---|---|---|---|---|
| | **Europe:** | | | | | | | | |
| 1 | Austria | 1987 | 390 | 250 | 430 | 661 | 1,708 | 1,710 | 5,149 |
| 2 | | 1988 | 351 | 535 | 726 | | | | |
| 3 | Belgium | 1987 | 383 | 322 | 445 | 906 | 1,060 | 2,006 | 5,122 |
| 4 | | 1988 | 556 | 572 | 721 | | | | |
| 5 | Bulgaria | 1987 | 18 | 11 | 17 | 15 | 55 | 29 | 145 |
| 6 | | 1988 | 7 | 35 | 24 | | | | |
| 7 | Czechoslovakia | 1987 | 178 | 45 | 75 | 198 | 376 | 526 | 1,398 |
| 8 | | 1988 | 56 | 85 | 44 | | | | |
| 9 | Denmark | 1987 | 358 | 421 | 690 | 1,370 | 1,355 | 2,662 | 6,856 |
| 10 | | 1988 | 573 | 733 | 835 | | | | |
| 11 | Finland | 1987 | 284 | 272 | 399 | 483 | 775 | 1,649 | 3,862 |
| 12 | | 1988 | 284 | 466 | 545 | | | | |
| 13 | France | 1987 | 1,601 | 1,497 | 2,338 | 4,543 | 7,319 | 7,612 | 24,910 |
| 14 | | 1988 | 1,762 | 2,009 | 2,900 | | | | |
| 15 | Germany (Federal Republic) | 1987 | 4,583 | 4,054 | 5,664 | 11,234 | 19,424 | 26,792 | 71,751 |
| 16 | | 1988 | 5,402 | 5,662 | 9,949 | | | | |
| 17 | Greece | 1987 | 480 | 398 | 572 | 808 | 1,354 | 1,646 | 5,258 |
| 18 | | 1988 | 537 | 432 | 611 | | | | |
| 19 | Hungary | 1987 | 127 | 96 | 264 | 205 | 538 | 1,277 | 2,507 |
| 20 | | 1988 | 141 | 121 | 182 | | | | |
| 21 | Iceland | 1987 | 26 | 14 | 29 | 53 | 101 | 98 | 321 |
| 22 | | 1988 | 27 | 40 | 32 | | | | |
| 23 | Ireland (Republic) | 1987 | 296 | 248 | 488 | 500 | 1,301 | 1,502 | 4,335 |
| 24 | | 1988 | 352 | 283 | 546 | | | | |
| 25 | Italy | 1987 | 2,358 | 2,035 | 2,657 | 4,781 | 6,868 | 7,667 | 26,566 |
| 26 | | 1988 | 2,976 | 2,413 | 3,545 | | | | |
| 27 | Malta | 1987 | 43 | 16 | 68 | 43 | 80 | 152 | 402 |
| 28 | | 1988 | 46 | 24 | 53 | | | | |
| 29 | Netherlands, The | 1987 | 1,105 | 1,083 | 1,456 | 2,227 | 6,252 | 7,962 | 20,085 |
| 30 | | 1988 | 1,443 | 1,389 | 1,918 | | | | |
| 31 | Norway | 1987 | 155 | 176 | 230 | 522 | 482 | 807 | 2,372 |
| 32 | | 1988 | 191 | 300 | 481 | | | | |
| 33 | Poland | 1987 | 147 | 288 | 300 | 283 | 641 | 1,400 | 3,059 |
| 34 | | 1988 | 229 | 407 | 637 | | | | |
| 35 | Portugal | 1987 | 310 | 379 | 514 | 1,120 | 1,359 | 1,734 | 5,416 |
| 36 | | 1988 | 294 | 335 | 554 | | | | |
| 37 | Rumania | 1987 | 30 | 31 | 39 | 51 | 88 | 95 | 334 |
| 38 | | 1988 | 52 | 25 | 42 | | | | |
| 39 | Spain | 1987 | 214 | 193 | 663 | 851 | 808 | 1,535 | 4,264 |
| 40 | | 1988 | 197 | 337 | 1,007 | | | | |
| 41 | Sweden | 1987 | 600 | 672 | 915 | 1,626 | 2,043 | 3,122 | 8,978 |
| 42 | | 1988 | 863 | 1,113 | 1,228 | | | | |
| 43 | Switzerland | 1987 | 988 | 767 | 1,158 | 2,257 | 3,258 | 4,221 | 12,649 |
| 44 | | 1988 | 1,205 | 1,560 | 1,673 | | | | |
| 45 | Turkey | 1987 | 70 | 56 | 81 | 106 | 196 | 237 | 746 |
| 46 | | 1988 | 72 | 72 | 118 | | | | |
| 47 | United Kingdom | 1987 | 8,248 | 7,080 | 10,286 | 14,960 | 36,468 | 42,511 | 119,553 |
| 48 | | 1988 | 8,915 | 9,628 | 14,053 | | | | |
| 49 | U.S.S.R. | 1987 | 3 | 216 | 28 | 11 | 98 | 81 | 437 |
| 50 | | 1988 | 36 | 23 | 17 | | | | |
| 51 | Yugoslavia | 1987 | 512 | 302 | 575 | 565 | 1,035 | 1,700 | 4,689 |
| 52 | | 1988 | 608 | 505 | 713 | | | | |
| 53 | Other | 1987 | 83 | 99 | 109 | 251 | 217 | 441 | 1,200 |
| 54 | | 1988 | 106 | 146 | 186 | | | | |
| 55 | **Total** | **1987** | **23,590** | **21,021** | **30,690** | **50,630** | **95,259** | **121,174** | **342,364** |
| 56 | | **1988** | **27,281** | **29,250** | **43,340** | | | | |
| | **Africa:** | | | | | | | | |
| 57 | Algeria | 1987 | 7 | 8 | 1 | 12 | 17 | 24 | 69 |
| 58 | | 1988 | 3 | 5 | 7 | | | | |
| 59 | Egypt | 1987 | 51 | 28 | 81 | 85 | 189 | 356 | 790 |
| 60 | | 1988 | 75 | 53 | 99 | | | | |
| 61 | Nigeria | 1987 | 37 | 28 | 28 | 43 | 107 | 87 | 330 |
| 62 | | 1988 | 45 | 22 | 34 | | | | |
| 63 | South Africa | 1987 | 291 | 187 | 262 | 299 | 670 | 870 | 2,579 |
| 64 | | 1988 | 246 | 174 | 258 | | | | |
| 65 | Other | 1987 | 360 | 212 | 329 | 524 | 821 | 836 | 3,082 |
| 66 | | 1988 | 404 | 329 | 394 | | | | |
| 67 | **Total** | **1987** | **746** | **463** | **701** | **963** | **1,804** | **2,173** | **6,850** |
| 68 | | **1988** | **773** | **583** | **792** | | | | |
| | **Asia:** | | | | | | | | |
| 69 | China | 1987 | 323 | 88 | 341 | 376 | 948 | 891 | 2,967 |
| 70 | | 1988 | 378 | 281 | 529 | | | | |
| 71 | Hong Kong | 1987 | 1,157 | 1,075 | 1,102 | 1,545 | 2,104 | 2,513 | 9,496 |
| 72 | | 1988 | 1,200 | 2,191 | 1,477 | | | | |
| 73 | India | 1987 | 962 | 516 | 1,096 | 2,022 | 6,107 | 6,382 | 17,085 |
| 74 | | 1988 | 1,129 | 684 | 1,314 | | | | |
| 75 | Iran | 1987 | 10 | 2 | 72 | 111 | 106 | 184 | 485 |
| 76 | | 1988 | 76 | 76 | 56 | | | | |

See footnote(s) at end of table.

**TABLEAU 9B. Voyageurs non résidents entrant au Canada, selon le pays de résidence(1)** **Ontario**

| July - Juillet | August - Août | September - Septembre | October - Octobre | November - Novembre | December - Décembre | Year - Année | Pays de résidence | | No |
|---|---|---|---|---|---|---|---|---|---|
| | | | | | | | **Europe:** | | |
| 2,862 | 2,636 | 1,831 | 974 | 564 | 423 | 14,439 | Autriche | 1987 | 1 |
| | | | | | | | | 1988 | 2 |
| 2,928 | 2,079 | 1,203 | 1,101 | 589 | 686 | 13,708 | Belgique | 1987 | 3 |
| | | | | | | | | 1988 | 4 |
| 25 | 40 | 30 | 33 | 31 | 21 | 325 | Bulgarie | 1987 | 5 |
| | | | | | | | | 1988 | 6 |
| 617 | 408 | 183 | 185 | 96 | 135 | 3,022 | Tchécoslovaquie | 1987 | 7 |
| | | | | | | | | 1988 | 8 |
| 3,817 | 2,130 | 1,924 | 1,374 | 616 | 698 | 17,415 | Danemark | 1987 | 9 |
| | | | | | | | | 1988 | 10 |
| 1,437 | 726 | 725 | 417 | 453 | 309 | 7,929 | Finlande | 1987 | 11 |
| | | | | | | | | 1988 | 12 |
| 11,741 | 13,869 | 8,382 | 4,304 | 2,448 | 2,068 | 67,722 | France | 1987 | 13 |
| | | | | | | | | 1988 | 14 |
| 29,898 | 27,399 | 25,764 | 14,636 | 7,416 | 6,493 | 183,357 | Allemagne (République fédérale) | 1987 | 15 |
| | | | | | | | | 1988 | 16 |
| 1,717 | 1,843 | 1,043 | 788 | 742 | 1,027 | 12,418 | Grèce | 1987 | 17 |
| | | | | | | | | 1988 | 18 |
| 687 | 633 | 305 | 331 | 226 | 228 | 4,917 | Hongrie | 1987 | 19 |
| | | | | | | | | 1988 | 20 |
| 108 | 153 | 79 | 26 | 28 | 14 | 729 | Islande | 1987 | 21 |
| | | | | | | | | 1988 | 22 |
| 2,107 | 2,603 | 1,608 | 834 | 646 | 626 | 12,759 | Irlande (République d') | 1987 | 23 |
| | | | | | | | | 1988 | 24 |
| 12,721 | 16,402 | 7,226 | 6,029 | 4,888 | 3,771 | 77,603 | Italie | 1987 | 25 |
| | | | | | | | | 1988 | 26 |
| 249 | 122 | 97 | 50 | 63 | 40 | 1,023 | Malte | 1987 | 27 |
| | | | | | | | | 1988 | 28 |
| 10,964 | 8,492 | 6,774 | 4,038 | 1,993 | 1,838 | 54,184 | Pays-Bas | 1987 | 29 |
| | | | | | | | | 1988 | 30 |
| 1,105 | 667 | 593 | 703 | 541 | 228 | 6,209 | Norvège | 1987 | 31 |
| | | | | | | | | 1988 | 32 |
| 1,244 | 912 | 857 | 606 | 316 | 531 | 7,525 | Pologne | 1987 | 33 |
| | | | | | | | | 1988 | 34 |
| 2,368 | 1,662 | 910 | 748 | 433 | 1,168 | 12,705 | Portugal | 1987 | 35 |
| | | | | | | | | 1988 | 36 |
| 85 | 90 | 80 | 108 | 66 | 70 | 833 | Roumanie | 1987 | 37 |
| | | | | | | | | 1988 | 38 |
| 2,105 | 2,943 | 1,677 | 952 | 603 | 367 | 12,911 | Espagne | 1987 | 39 |
| | | | | | | | | 1988 | 40 |
| 2,656 | 1,855 | 1,772 | 1,816 | 1,096 | 1,244 | 19,417 | Suède | 1987 | 41 |
| | | | | | | | | 1988 | 42 |
| 6,970 | 4,932 | 4,773 | 3,009 | 1,415 | 1,226 | 34,974 | Suisse | 1987 | 43 |
| | | | | | | | | 1988 | 44 |
| 499 | 232 | 203 | 131 | 88 | 80 | 1,979 | Turquie | 1987 | 45 |
| | | | | | | | | 1988 | 46 |
| 62,340 | 63,180 | 42,942 | 25,760 | 13,162 | 15,994 | 342,931 | Royaume-Uni | 1987 | 47 |
| | | | | | | | | 1988 | 48 |
| 76 | 145 | 76 | 36 | 82 | 208 | 1,060 | U.R.S.S. | 1987 | 49 |
| | | | | | | | | 1988 | 50 |
| 2,122 | 876 | 908 | 1,025 | 783 | 1,091 | 11,494 | Yougoslavie | 1987 | 51 |
| | | | | | | | | 1988 | 52 |
| 428 | 389 | 319 | 247 | 124 | 215 | 2,922 | Autres | 1987 | 53 |
| | | | | | | | | 1988 | 54 |
| **163,876** | **157,418** | **112,284** | **70,261** | **39,508** | **40,799** | **926,510** | **Total** | **1987** | 55 |
| | | | | | | | | **1988** | 56 |
| | | | | | | | **Afrique:** | | |
| 25 | 49 | 21 | 7 | 10 | 7 | 182 | Algérie | 1987 | 57 |
| | | | | | | | | 1988 | 58 |
| 436 | 478 | 245 | 115 | 85 | 81 | 2,230 | Égypte | 1987 | 59 |
| | | | | | | | | 1988 | 60 |
| 214 | 127 | 159 | 59 | 39 | 68 | 996 | Nigeria | 1987 | 61 |
| | | | | | | | | 1988 | 62 |
| 1,076 | 1,603 | 706 | 526 | 295 | 556 | 7,341 | Afrique du Sud | 1987 | 63 |
| | | | | | | | | 1988 | 64 |
| 1,114 | 1,185 | 843 | 644 | 432 | 613 | 7,913 | Autres | 1987 | 65 |
| | | | | | | | | 1988 | 66 |
| **2,865** | **3,442** | **1,974** | **1,351** | **861** | **1,325** | **18,668** | **Total** | **1987** | 67 |
| | | | | | | | | **1988** | 68 |
| | | | | | | | **Asie:** | | |
| 1,545 | 2,260 | 798 | 575 | 392 | 781 | 9,318 | Chine | 1987 | 69 |
| | | | | | | | | 1988 | 70 |
| 4,046 | 4,974 | 2,568 | 1,794 | 1,371 | 1,741 | 25,990 | Hong-Kong | 1987 | 71 |
| | | | | | | | | 1988 | 72 |
| 7,835 | 7,346 | 4,831 | 3,088 | 2,255 | 1,284 | 43,724 | Inde | 1987 | 73 |
| | | | | | | | | 1988 | 74 |
| 179 | 167 | 157 | 145 | 120 | 76 | 1,329 | Iran | 1987 | 75 |
| | | | | | | | | 1988 | 76 |

Voir renvoi(s) à la fin du tableau.

**Ontario** **TABLE 9B. Non-resident Travellers Entering Canada by Country of Residence(1) – Concluded**

| No. | Country of residence | | January – Janvier | February – Février | March – Mars | April – Avril | May – Mai | June – Juin | 6 months – mois |
|---|---|---|---|---|---|---|---|---|---|
| | **Asia – Concluded:** | | | | | | | | |
| 1 | Israel | 1987 | 791 | 689 | 1,243 | 2,088 | 3,659 | 5,457 | 13,927 |
| 2 | | 1988 | 703 | 749 | 1,577 | | | | |
| 3 | Japan | 1987 | 3,089 | 4,187 | 7,211 | 8,580 | 16,441 | 25,181 | 64,689 |
| 4 | | 1988 | 3,796 | 6,062 | 11,880 | | | | |
| 5 | Korea, South | 1987 | 482 | 419 | 559 | 520 | 1,358 | 1,681 | 5,019 |
| 6 | | 1988 | 551 | 455 | 632 | | | | |
| 7 | Lebanon | 1987 | 71 | 32 | 72 | 67 | 125 | 193 | 560 |
| 8 | | 1988 | 61 | 40 | 65 | | | | |
| 9 | Malaysia | 1987 | 322 | 514 | 434 | 672 | 1,335 | 957 | 4,234 |
| 10 | | 1988 | 405 | 623 | 456 | | | | |
| 11 | Pakistan | 1987 | 164 | 103 | 250 | 308 | 755 | 825 | 2,405 |
| 12 | | 1988 | 165 | 127 | 247 | | | | |
| 13 | Philippines | 1987 | 244 | 211 | 348 | 730 | 1,497 | 1,040 | 4,070 |
| 14 | | 1988 | 310 | 254 | 433 | | | | |
| 15 | Singapore | 1987 | 218 | 187 | 200 | 387 | 581 | 695 | 2,268 |
| 16 | | 1988 | 247 | 262 | 235 | | | | |
| 17 | Taiwan | 1987 | 208 | 242 | 339 | 371 | 1,219 | 1,406 | 3,785 |
| 18 | | 1988 | 371 | 258 | 612 | | | | |
| 19 | Other | 1987 | 570 | 380 | 874 | 1,091 | 2,024 | 2,976 | 7,915 |
| 20 | | 1988 | 606 | 440 | 1,072 | | | | |
| 21 | **Total** | **1987** | **8,611** | **8,645** | **14,141** | **18,868** | **38,259** | **50,381** | **138,905** |
| 22 | | **1988** | **9,998** | **12,502** | **20,585** | | | | |
| | **North America, Central America and Caribbean:** | | | | | | | | |
| 23 | Bahamas | 1987 | 149 | 137 | 149 | 239 | 289 | 431 | 1,394 |
| 24 | | 1988 | 133 | 146 | 192 | | | | |
| 25 | Barbados | 1987 | 150 | 136 | 216 | 442 | 539 | 882 | 2,365 |
| 26 | | 1988 | 162 | 166 | 365 | | | | |
| 27 | Bermuda | 1987 | 430 | 361 | 488 | 619 | 748 | 976 | 3,622 |
| 28 | | 1988 | 370 | 483 | 517 | | | | |
| 29 | Cuba | 1987 | 15 | 6 | 9 | 29 | 8 | 30 | 97 |
| 30 | | 1988 | 17 | 24 | 27 | | | | |
| 31 | Dominican Republic | 1987 | 21 | 22 | 30 | 62 | 109 | 208 | 452 |
| 32 | | 1988 | 38 | 21 | 58 | | | | |
| 33 | Haiti | 1987 | 9 | 6 | 7 | 17 | 28 | 17 | 84 |
| 34 | | 1988 | 12 | 10 | - | | | | |
| 35 | Jamaica | 1987 | 385 | 295 | 790 | 1,275 | 1,077 | 1,498 | 5,320 |
| 36 | | 1988 | 519 | 463 | 972 | | | | |
| 37 | Mexico | 1987 | 920 | 1,067 | 1,154 | 2,272 | 2,305 | 3,404 | 11,122 |
| 38 | | 1988 | 1,056 | 1,101 | 1,712 | | | | |
| 39 | St. Pierre and Miquelon | 1987 | 7 | 5 | 10 | 16 | - | 9 | 47 |
| 40 | | 1988 | 5 | 5 | 6 | | | | |
| 41 | Trinidad and Tobago | 1987 | 686 | 624 | 753 | 1,227 | 1,697 | 2,511 | 7,498 |
| 42 | | 1988 | 842 | 746 | 1,544 | | | | |
| 43 | Other | 1987 | 433 | 391 | 519 | 878 | 1,131 | 1,701 | 5,053 |
| 44 | | 1988 | 526 | 507 | 833 | | | | |
| 45 | **Total** | **1987** | **3,205** | **3,050** | **4,125** | **7,076** | **7,931** | **11,667** | **37,054** |
| 46 | | **1988** | **3,680** | **3,672** | **6,226** | | | | |
| | **South America:** | | | | | | | | |
| 47 | Argentina | 1987 | 1,037 | 967 | 953 | 1,144 | 1,706 | 2,106 | 7,913 |
| 48 | | 1988 | 1,885 | 1,673 | 1,915 | | | | |
| 49 | Brazil | 1987 | 579 | 460 | 495 | 1,072 | 1,885 | 2,226 | 6,717 |
| 50 | | 1988 | 861 | 777 | 885 | | | | |
| 51 | Colombia | 1987 | 85 | 66 | 105 | 184 | 426 | 1,122 | 1,988 |
| 52 | | 1988 | 108 | 92 | 116 | | | | |
| 53 | Guyana | 1987 | 108 | 75 | 86 | 146 | 188 | 255 | 858 |
| 54 | | 1988 | 118 | 114 | 144 | | | | |
| 55 | Venezuela | 1987 | 96 | 105 | 220 | 310 | 405 | 379 | 1,515 |
| 56 | | 1988 | 145 | 229 | 307 | | | | |
| 57 | Other | 1987 | 574 | 574 | 606 | 826 | 1,012 | 1,432 | 5,024 |
| 58 | | 1988 | 657 | 475 | 735 | | | | |
| 59 | **Total** | **1987** | **2,479** | **2,247** | **2,465** | **3,682** | **5,622** | **7,520** | **24,015** |
| 60 | | **1988** | **3,774** | **3,360** | **4,102** | | | | |
| | **Oceania and other Ocean Islands:** | | | | | | | | |
| 61 | Australia | 1987 | 1,523 | 1,045 | 1,831 | 2,289 | 4,110 | 4,917 | 15,715 |
| 62 | | 1988 | 1,866 | 1,317 | 2,158 | | | | |
| 63 | New Zealand | 1987 | 397 | 285 | 444 | 740 | 1,234 | 1,216 | 4,316 |
| 64 | | 1988 | 478 | 370 | 417 | | | | |
| 65 | Other | 1987 | 44 | 15 | 26 | 59 | 97 | 146 | 387 |
| 66 | | 1988 | 31 | 24 | 37 | | | | |
| 67 | **Total** | **1987** | **1,964** | **1,345** | **2,301** | **3,088** | **5,441** | **6,279** | **20,418** |
| 68 | | **1988** | **2,375** | **1,711** | **2,612** | | | | |
| 69 | **Grand total** | **1987** | **40,595** | **36,771** | **54,423** | **84,307** | **154,316** | **199,194** | **569,606** |
| 70 | | **1988** | **47,881** | **51,078** | **77,657** | | | | |

(1) Additional data are available by country on request.

**TABLEAU 9B. Voyageurs non résidents entrant au Canada, selon le pays de résidence(1) – fin** **Ontario**

| July - Juillet | August - Août | September - Septembre | October - Octobre | November - Novembre | December - Décembre | Year - Année | Pays de résidence | | No |
|---|---|---|---|---|---|---|---|---|---|
| | | | | | | | **Asie – fin:** | | |
| 11,664 | 9,638 | 5,047 | 2,757 | 1,500 | 1,049 | 45,582 | Israël | 1987 | 1 |
| | | | | | | | | 1988 | 2 |
| 26,117 | 43,163 | 22,387 | 16,023 | 9,365 | 4,826 | 186,570 | Japon | 1987 | 3 |
| | | | | | | | | 1988 | 4 |
| 1,614 | 2,218 | 1,118 | 726 | 608 | 529 | 11,832 | Corée du Sud | 1987 | 5 |
| | | | | | | | | 1988 | 6 |
| 191 | 187 | 149 | 68 | 63 | 75 | 1,293 | Liban | 1987 | 7 |
| | | | | | | | | 1988 | 8 |
| 862 | 1,445 | 867 | 478 | 350 | 705 | 8,941 | Malaisie | 1987 | 9 |
| | | | | | | | | 1988 | 10 |
| 1,293 | 1,081 | 617 | 418 | 310 | 188 | 6,312 | Pakistan | 1987 | 11 |
| | | | | | | | | 1988 | 12 |
| 951 | 1,124 | 746 | 754 | 386 | 466 | 8,497 | Philippines | 1987 | 13 |
| | | | | | | | | 1988 | 14 |
| 659 | 645 | 633 | 284 | 241 | 449 | 5,179 | Singapour | 1987 | 15 |
| | | | | | | | | 1988 | 16 |
| 2,517 | 2,415 | 1,360 | 1,082 | 398 | 417 | 11,974 | Taïwan | 1987 | 17 |
| | | | | | | | | 1988 | 18 |
| 3,605 | 3,530 | 1,841 | 1,154 | 749 | 919 | 19,713 | Autres | 1987 | 19 |
| | | | | | | | | 1988 | 20 |
| **63,078** | **80,193** | **43,119** | **29,346** | **18,108** | **13,505** | **386,254** | **Total** | **1987** | 21 |
| | | | | | | | | **1988** | 22 |
| | | | | | | | **Amérique du Nord, Amérique centrale et Antilles:** | | |
| 748 | 533 | 469 | 290 | 167 | 229 | 3,830 | Bahamas | 1987 | 23 |
| | | | | | | | | 1988 | 24 |
| 1,857 | 1,622 | 851 | 545 | 225 | 359 | 7,824 | Barbade | 1987 | 25 |
| | | | | | | | | 1988 | 26 |
| 1,503 | 1,518 | 958 | 745 | 668 | 1,004 | 10,018 | Bermudes | 1987 | 27 |
| | | | | | | | | 1988 | 28 |
| 25 | 26 | 18 | 17 | 8 | 16 | 207 | Cuba | 1987 | 29 |
| | | | | | | | | 1988 | 30 |
| 399 | 513 | 221 | 115 | 50 | 53 | 1,803 | Dominicaine (République) | 1987 | 31 |
| | | | | | | | | 1988 | 32 |
| 56 | 85 | 30 | 13 | 18 | 37 | 323 | Haïti | 1987 | 33 |
| | | | | | | | | 1988 | 34 |
| 3,730 | 3,210 | 2,355 | 1,035 | 769 | 982 | 17,401 | Jamaïque | 1987 | 35 |
| | | | | | | | | 1988 | 36 |
| 7,154 | 5,362 | 3,401 | 2,074 | 1,673 | 1,392 | 32,178 | Mexique | 1987 | 37 |
| | | | | | | | | 1988 | 38 |
| 4 | 1 | 11 | 3 | 2 | 3 | 71 | St. Pierre-et-Miquelon | 1987 | 39 |
| | | | | | | | | 1988 | 40 |
| 6,239 | 4,624 | 2,475 | 1,561 | 1,037 | 2,503 | 25,937 | Trinité et Tobago | 1987 | 41 |
| | | | | | | | | 1988 | 42 |
| 2,765 | 2,504 | 1,478 | 1,019 | 751 | 762 | 14,332 | Autres | 1987 | 43 |
| | | | | | | | | 1988 | 44 |
| **24,480** | **19,998** | **12,267** | **7,417** | **5,368** | **7,340** | **113,924** | **Total** | **1987** | 45 |
| | | | | | | | | **1988** | 46 |
| | | | | | | | **Amérique du Sud:** | | |
| 2,541 | 2,108 | 2,200 | 1,798 | 1,312 | 1,868 | 19,740 | Argentine | 1987 | 47 |
| | | | | | | | | 1988 | 48 |
| 2,412 | 1,702 | 1,561 | 1,028 | 777 | 756 | 14,953 | Brésil | 1987 | 49 |
| | | | | | | | | 1988 | 50 |
| 1,491 | 934 | 641 | 209 | 125 | 185 | 5,573 | Colombie | 1987 | 51 |
| | | | | | | | | 1988 | 52 |
| 461 | 537 | 317 | 256 | 176 | 201 | 2,806 | Guyane | 1987 | 53 |
| | | | | | | | | 1988 | 54 |
| 528 | 800 | 615 | 286 | 237 | 257 | 4,238 | Venezuela | 1987 | 55 |
| | | | | | | | | 1988 | 56 |
| 1,527 | 1,594 | 1,306 | 750 | 501 | 634 | 11,336 | Autres | 1987 | 57 |
| | | | | | | | | 1988 | 58 |
| **8,960** | **7,675** | **6,640** | **4,327** | **3,128** | **3,901** | **58,646** | **Total** | **1987** | 59 |
| | | | | | | | | **1988** | 60 |
| | | | | | | | **Océanie et autres îles océaniques:** | | |
| 5,162 | 5,157 | 4,353 | 3,491 | 2,066 | 2,211 | 38,155 | Australie | 1987 | 61 |
| | | | | | | | | 1988 | 62 |
| 1,488 | 1,785 | 1,434 | 1,080 | 564 | 583 | 11,250 | Nouvelle-Zélande | 1987 | 63 |
| | | | | | | | | 1988 | 64 |
| 175 | 206 | 176 | 256 | 198 | 81 | 1,479 | Autres | 1987 | 65 |
| | | | | | | | | 1988 | 66 |
| **6,825** | **7,148** | **5,963** | **4,827** | **2,828** | **2,875** | **50,884** | **Total** | **1987** | 67 |
| | | | | | | | | **1988** | 68 |
| **270,084** | **275,874** | **182,247** | **117,529** | **69,801** | **69,745** | **1,554,886** | **Total global** | **1987** | 69 |
| | | | | | | | | **1988** | 70 |

(1) D'autres renseignements sont disponibles par pays, sur demande.

**Ontario** **TABLE 9C. Resident Travellers Returning to Canada by Type of Transportation**

| No. | Type of transportation | | January - Janvier | February - Février | March - Mars | April - Avril | May - Mai | June - Juin | 6 months - mois |
|---|---|---|---|---|---|---|---|---|---|
| | | | Returning from the United States(1) | | | | | | |
| | **Land:** | | | | | | | | |
| 1 | Automobile | 1987 | 928,949 | 904,437 | 1,256,112 | 1,243,215 | 1,253,326 | 1,188,645 | 6,774,684 |
| 2 | | 1988 | 1,147,005 | 1,000,126 | 1,386,075 | | | | |
| 3 | Same day | 1987 | 763,144 | 758,750 | 944,940 | 943,529 | 1,003,328 | 965,965 | 5,379,656 |
| 4 | | 1988 | 954,039 | 837,075 | 1,057,012 | | | | |
| 5 | One night | 1987 | 33,625 | 33,479 | 45,089 | 41,203 | 50,551 | 57,644 | 261,591 |
| 6 | | 1988 | 44,565 | 35,753 | 47,399 | | | | |
| 7 | Two or more nights | 1987 | 132,180 | 112,208 | 266,083 | 258,483 | 199,447 | 165,036 | 1,133,437 |
| 8 | | 1988 | 148,401 | 127,298 | 281,664 | | | | |
| 9 | Bus | 1987 | 73,664 | 74,278 | 73,473 | 64,282 | 80,836 | 93,423 | 459,956 |
| 10 | | 1988 | 73,451 | 85,402 | 75,939 | | | | |
| 11 | Same day | 1987 | 63,714 | 62,992 | 52,723 | 43,430 | 53,676 | 71,110 | 347,645 |
| 12 | | 1988 | 61,883 | 68,248 | 52,367 | | | | |
| 13 | One or more nights | 1987 | 9,950 | 11,286 | 20,750 | 20,852 | 27,160 | 22,313 | 112,311 |
| 14 | | 1988 | 11,568 | 17,154 | 23,572 | | | | |
| 15 | Rail | 1987 | 1,457 | 765 | 1,048 | 1,027 | 1,122 | 1,317 | 6,736 |
| 16 | | 1988 | 1,122 | 814 | 1,204 | | | | |
| 17 | Other methods | 1987 | 4,770 | 4,028 | 5,959 | 8,960 | 12,444 | 12,825 | 48,986 |
| 18 | | 1988 | 3,782 | 3,773 | 6,326 | | | | |
| 19 | **Total land** | **1987** | **1,008,840** | **983,508** | **1,336,592** | **1,317,484** | **1,347,728** | **1,296,210** | **7,290,362** |
| 20 | | **1988** | **1,225,360** | **1,090,115** | **1,469,544** | | | | |
| | **Air:** | | | | | | | | |
| 21 | Commercial | 1987 | 150,486 | 148,196 | 224,580 | 178,547 | 146,733 | 99,996 | 948,538 |
| 22 | | 1988 | 159,711 | 173,163 | 233,424 | | | | |
| 23 | Private | 1987 | 1,510 | 1,826 | 2,161 | 2,569 | 2,529 | 2,342 | 12,937 |
| 24 | | 1988 | 2,108 | 2,006 | 2,472 | | | | |
| 25 | **Total air** | **1987** | **151,996** | **150,022** | **226,741** | **181,116** | **149,262** | **102,338** | **961,475** |
| 26 | | **1988** | **161,819** | **175,169** | **235,896** | | | | |
| | **Marine:** | | | | | | | | |
| 27 | Commercial | 1987 | - | - | - | - | 9,036 | 20,337 | 29,373 |
| 28 | | 1988 | - | - | 2 | | | | |
| 29 | Private | 1987 | - | - | 2 | 244 | 3,909 | 6,676 | 10,831 |
| 30 | | 1988 | - | - | 13 | | | | |
| 31 | **Total marine** | **1987** | **-** | **-** | **2** | **244** | **12,945** | **27,013** | **40,204** |
| 32 | | **1988** | **-** | **-** | **15** | | | | |
| 33 | **Total** | **1987** | **1,160,836** | **1,133,530** | **1,563,335** | **1,498,844** | **1,509,935** | **1,425,561** | **8,292,041** |
| 34 | | **1988** | **1,387,179** | **1,265,284** | **1,705,455** | | | | |
| | | | Returning from countries other than the United States(2) | | | | | | |
| | **Land (Via the U.S.A.):** | | | | | | | | |
| 35 | 1987 | | 68 | 95 | 213 | 122 | 253 | 184 | 935 |
| 36 | 1988 | | 128 | 44 | 526 | | | | |
| | **Air:** | | | | | | | | |
| 37 | Returning direct | 1987 | 149,695 | 119,755 | 156,100 | 107,331 | 104,740 | 83,312 | 720,933 |
| 38 | | 1988 | 167,279 | 140,273 | 155,073 | | | | |
| 39 | Returning via the U.S.A. | 1987 | 18,684 | 11,844 | 17,056 | 10,870 | 12,464 | 7,711 | 78,629 |
| 40 | | 1988 | 15,780 | 10,539 | 16,755 | | | | |
| 41 | **Total air** | **1987** | **168,379** | **131,599** | **173,156** | **118,201** | **117,204** | **91,023** | **799,562** |
| 42 | | **1988** | **183,059** | **150,812** | **171,828** | | | | |
| | **Marine:** | | | | | | | | |
| 43 | Returning direct | 1987 | - | - | - | - | - | 4 | 4 |
| 44 | | 1988 | - | - | - | | | | |
| 45 | Returning via the U.S.A. | 1987 | - | - | - | - | - | - | - |
| 46 | | 1988 | - | - | - | | | | |
| 47 | **Total marine** | **1987** | **-** | **-** | **-** | **-** | **-** | **4** | **4** |
| 48 | | **1988** | **-** | **-** | **-** | | | | |
| 49 | **Total** | **1987** | **168,447** | **131,694** | **173,369** | **118,323** | **117,457** | **91,211** | **800,501** |
| 50 | | **1988** | **183,187** | **150,856** | **172,354** | | | | |
| 51 | **Grand total** | **1987** | **1,329,283** | **1,265,224** | **1,736,704** | **1,617,167** | **1,627,392** | **1,516,772** | **9,092,542** |
| 52 | | **1988** | **1,570,366** | **1,416,140** | **1,877,809** | | | | |

(1) Continental United States, Alaska and Hawaii.
(2) Includes Puerto Rico and other U.S. protectorates.

**TABLEAU 9C. Voyageurs résidents revenant au Canada, selon le moyen de transport** **Ontario**

| July - Juillet | August - Août | September - Septembre | October - Octobre | November - Novembre | December - Décembre | Year - Année | Moyen de transport | | No |
|---|---|---|---|---|---|---|---|---|---|
| | | | | Rentrée des États-Unis(1) | | | | | |
| | | | | | | | **Par terre:** | | |
| 1,519,929 | 1,734,915 | 1,292,812 | 1,324,579 | 1,158,191 | 1,184,528 | 14,989,638 | Automobile | 1987 | 1 |
| | | | | | | | | 1988 | 2 |
| 1,120,650 | 1,237,595 | 997,128 | 1,037,313 | 948,994 | 990,888 | 11,712,224 | Même jour | 1987 | 3 |
| | | | | | | | | 1988 | 4 |
| 86,508 | 96,947 | 67,634 | 62,387 | 48,689 | 52,155 | 675,911 | Une nuit | 1987 | 5 |
| | | | | | | | | 1988 | 6 |
| 312,771 | 400,373 | 228,050 | 224,879 | 160,508 | 141,485 | 2,601,503 | Deux nuits ou plus | 1987 | 7 |
| | | | | | | | | 1988 | 8 |
| 61,879 | 70,671 | 66,223 | 85,120 | 70,056 | 57,742 | 871,647 | Autocar | 1987 | 9 |
| | | | | | | | | 1988 | 10 |
| 45,725 | 51,231 | 42,421 | 59,808 | 54,585 | 50,431 | 651,846 | Même jour | 1987 | 11 |
| | | | | | | | | 1988 | 12 |
| 16,154 | 19,440 | 23,802 | 25,312 | 15,471 | 7,311 | 219,801 | Une nuit ou plus | 1987 | 13 |
| | | | | | | | | 1988 | 14 |
| 2,003 | 2,184 | 1,530 | 1,112 | 919 | 1,212 | 15,696 | Chemin de fer | 1987 | 15 |
| | | | | | | | | 1988 | 16 |
| 23,150 | 18,689 | 14,646 | 12,817 | 5,315 | 5,901 | 129,504 | Autres moyens | 1987 | 17 |
| | | | | | | | | 1988 | 18 |
| **1,606,961** | **1,826,459** | **1,375,211** | **1,423,628** | **1,234,481** | **1,249,383** | **16,006,485** | **Total, par terre** | **1987** | 19 |
| | | | | | | | | **1988** | 20 |
| | | | | | | | **Par air:** | | |
| 100,829 | 115,149 | 110,401 | 137,021 | 140,012 | 115,664 | 1,667,614 | Commercial | 1987 | 21 |
| | | | | | | | | 1988 | 22 |
| 2,625 | 2,851 | 2,523 | 2,476 | 2,188 | 1,841 | 27,441 | Privé | 1987 | 23 |
| | | | | | | | | 1988 | 24 |
| **103,454** | **118,000** | **112,924** | **139,497** | **142,200** | **117,505** | **1,695,055** | **Total, par air** | **1987** | 25 |
| | | | | | | | | **1988** | 26 |
| | | | | | | | **Par mer:** | | |
| 79,870 | 87,100 | 39,395 | 243 | - | 7 | 235,988 | Commercial | 1987 | 27 |
| | | | | | | | | 1988 | 28 |
| 14,855 | 11,896 | 4,700 | 1,018 | 140 | 8 | 43,448 | Privé | 1987 | 29 |
| | | | | | | | | 1988 | 30 |
| **94,725** | **98,996** | **44,095** | **1,261** | **140** | **15** | **279,436** | **Total, par mer** | **1987** | 31 |
| | | | | | | | | **1988** | 32 |
| **1,805,140** | **2,043,455** | **1,532,230** | **1,564,386** | **1,376,821** | **1,366,903** | **17,980,976** | **Total** | **1987** | 33 |
| | | | | | | | | **1988** | 34 |
| | | | | Rentrée des pays autres que les États-Unis(2) | | | | | |
| | | | | | | | **Par terre (via les États-Unis):** | | |
| 117 | 240 | 294 | 197 | 98 | 96 | 1,977 | 1987 | | 35 |
| | | | | | | | 1988 | | 36 |
| | | | | | | | **Par air:** | | |
| 101,406 | 146,782 | 115,841 | 95,805 | 80,664 | 71,625 | 1,333,056 | Rentrée directe | 1987 | 37 |
| | | | | | | | | 1988 | 38 |
| 7,711 | 12,153 | 10,658 | 7,667 | 10,306 | 9,925 | 137,049 | Rentrée via les États-Unis | 1987 | 39 |
| | | | | | | | | 1988 | 40 |
| **109,117** | **158,935** | **126,499** | **103,472** | **90,970** | **81,550** | **1,470,105** | **Total, par air** | **1987** | 41 |
| | | | | | | | | **1988** | 42 |
| | | | | | | | **Par mer:** | | |
| - | - | - | - | - | - | 4 | Rentrée directe | 1987 | 43 |
| | | | | | | | | 1988 | 44 |
| 4 | - | - | - | - | - | 4 | Rentrée via les États-Unis | 1987 | 45 |
| | | | | | | | | 1988 | 46 |
| **4** | **-** | **-** | **-** | **-** | **-** | **8** | **Total, par mer** | **1987** | 47 |
| | | | | | | | | **1988** | 48 |
| **109,238** | **159,175** | **126,793** | **103,669** | **91,068** | **81,646** | **1,472,090** | **Total** | **1987** | 49 |
| | | | | | | | | **1988** | 50 |
| **1,914,378** | **2,202,630** | **1,659,023** | **1,668,055** | **1,467,889** | **1,448,549** | **19,453,066** | **Total global** | **1987** | 51 |
| | | | | | | | | **1988** | 52 |

(1) États-Unis continentaux, Alaska et Hawaï.
(2) Comprend Porto-Rico et les autres protections des États-Unis.

**Ontario** **TABLE 9D. Number of Vehicles Travelling Between Canada and the United States**

| No. | Type of vehicle | | January - Janvier | February - Février | March - Mars | April - Avril | May - Mai | June - Juin | 6 months - mois |
|---|---|---|---|---|---|---|---|---|---|
| | | | United States vehicles | | | | | | |
| | **Automobile:** | | | | | | | | |
| 1 | Same day | 1987 | 449,271 | 437,682 | 521,824 | 556,752 | 667,235 | 706,237 | 3,339,001 |
| 2 | | 1988 | 478,424 | 402,457 | 519,210 | | | | |
| 3 | One night | 1987 | 24,821 | 27,047 | 31,513 | 34,825 | 54,141 | 70,951 | 243,298 |
| 4 | | 1988 | 28,507 | 24,314 | 31,304 | | | | |
| 5 | Two or more nights | 1987 | 40,571 | 51,080 | 57,498 | 78,969 | 160,247 | 190,687 | 579,052 |
| 6 | | 1988 | 42,188 | 46,129 | 53,764 | | | | |
| 7 | **Total** | **1987** | **514,663** | **515,809** | **610,835** | **670,546** | **881,623** | **967,875** | **4,161,351** |
| 8 | | **1988** | **549,119** | **472,900** | **604,278** | | | | |
| 9 | Trucks used commercially | 1987 | 68,563 | 72,477 | 80,836 | 80,453 | 78,694 | 82,006 | 463,029 |
| 10 | | 1988 | 72,504 | 78,590 | 84,796 | | | | |
| 11 | Other vehicles | 1987 | 331 | 597 | 526 | 1,088 | 2,659 | 4,372 | 9,573 |
| 12 | | 1988 | 542 | 684 | 505 | | | | |
| 13 | **Total** | **1987** | **583,557** | **588,883** | **692,197** | **752,087** | **962,976** | **1,054,253** | **4,633,953** |
| 14 | | **1988** | **622,165** | **552,174** | **689,579** | | | | |
| | | | Canadian vehicles | | | | | | |
| | **Automobile:** | | | | | | | | |
| 15 | Same day | 1987 | 396,263 | 397,958 | 474,275 | 476,958 | 498,372 | 486,473 | 2,730,299 |
| 16 | | 1988 | 477,398 | 440,181 | 546,476 | | | | |
| 17 | One night | 1987 | 18,032 | 17,791 | 23,749 | 21,773 | 25,206 | 28,721 | 135,272 |
| 18 | | 1988 | 21,485 | 19,404 | 23,863 | | | | |
| 19 | Two or more nights | 1987 | 52,576 | 48,544 | 102,826 | 108,828 | 84,671 | 70,661 | 468,106 |
| 20 | | 1988 | 59,035 | 54,507 | 108,621 | | | | |
| 21 | **Total** | **1987** | **466,871** | **464,293** | **600,850** | **607,559** | **608,249** | **585,855** | **3,333,677** |
| 22 | | **1988** | **557,918** | **514,092** | **678,960** | | | | |
| 23 | Trucks used commercially | 1987 | 100,880 | 101,818 | 111,968 | 110,172 | 105,930 | 110,693 | 641,461 |
| 24 | | 1988 | 99,018 | 106,496 | 124,742 | | | | |
| 25 | Other vehicles | 1987 | 318 | 547 | 695 | 2,225 | 3,227 | 4,027 | 11,039 |
| 26 | | 1988 | 235 | 474 | 491 | | | | |
| 27 | **Total** | **1987** | **568,069** | **566,658** | **713,513** | **719,956** | **717,406** | **700,575** | **3,986,177** |
| 28 | | **1988** | **657,171** | **621,062** | **804,193** | | | | |
| | | | Total vehicles | | | | | | |
| | **Automobile:** | | | | | | | | |
| 29 | Same day | 1987 | 845,534 | 835,640 | 996,099 | 1,033,710 | 1,165,607 | 1,192,710 | 6,069,300 |
| 30 | | 1988 | 955,822 | 842,638 | 1,065,686 | | | | |
| 31 | One night | 1987 | 42,853 | 44,838 | 55,262 | 56,598 | 79,347 | 99,672 | 378,570 |
| 32 | | 1988 | 49,992 | 43,718 | 55,167 | | | | |
| 33 | Two or more nights | 1987 | 93,147 | 99,624 | 160,324 | 187,797 | 244,918 | 261,348 | 1,047,158 |
| 34 | | 1988 | 101,223 | 100,636 | 162,385 | | | | |
| 35 | **Total** | **1987** | **981,534** | **980,102** | **1,211,685** | **1,278,105** | **1,489,872** | **1,553,730** | **7,495,028** |
| 36 | | **1988** | **1,107,037** | **986,992** | **1,283,238** | | | | |
| 37 | Trucks used commercially | 1987 | 169,443 | 174,295 | 192,804 | 190,625 | 184,624 | 192,699 | 1,104,490 |
| 38 | | 1988 | 171,522 | 185,086 | 209,538 | | | | |
| 39 | Other vehicles | 1987 | 649 | 1,144 | 1,221 | 3,313 | 5,886 | 8,399 | 20,612 |
| 40 | | 1988 | 777 | 1,158 | 996 | | | | |
| 41 | **Total** | **1987** | **1,151,626** | **1,155,541** | **1,405,710** | **1,472,043** | **1,680,382** | **1,754,828** | **8,620,130** |
| 42 | | **1988** | **1,279,336** | **1,173,236** | **1,493,772** | | | | |

**TABLEAU 9D. Nombre de véhicules voyageant entre le Canada et les États-Unis** **Ontario**

| July – Juillet | August – Août | September – Septembre | October – Octobre | November – Novembre | December – Décembre | Year – Année | Genre de véhicule | | No |
|---|---|---|---|---|---|---|---|---|---|
| | | | | Véhicules des États-Unis | | | | | |
| | | | | | | | **Automobile:** | | |
| 896,965 | 900,460 | 640,078 | 568,628 | 530,176 | 506,929 | 7,382,237 | Même jour | 1987 | 1 |
| | | | | | | | | 1988 | 2 |
| 109,739 | 101,620 | 62,867 | 48,779 | 33,540 | 33,853 | 633,696 | Une nuit | 1987 | 3 |
| | | | | | | | | 1988 | 4 |
| 298,135 | 284,777 | 179,877 | 104,922 | 57,334 | 55,264 | 1,559,361 | Deux nuits ou plus | 1987 | 5 |
| | | | | | | | | 1988 | 6 |
| **1,304,839** | **1,286,857** | **882,822** | **722,329** | **621,050** | **596,046** | **9,575,294** | **Total** | **1987** | 7 |
| | | | | | | | | **1988** | 8 |
| 70,667 | 71,705 | 78,955 | 85,743 | 78,124 | 71,020 | 919,243 | Camions commerciaux | 1987 | 9 |
| | | | | | | | | 1988 | 10 |
| 8,299 | 5,860 | 2,861 | 1,671 | 526 | 205 | 28,995 | Autres véhicules | 1987 | 11 |
| | | | | | | | | 1988 | 12 |
| **1,383,805** | **1,364,422** | **964,638** | **809,743** | **699,700** | **667,271** | **10,523,532** | **Total** | **1987** | 13 |
| | | | | | | | | **1988** | 14 |
| | | | | Véhicules du Canada | | | | | |
| | | | | | | | **Automobile:** | | |
| 524,549 | 562,564 | 489,101 | 505,770 | 479,857 | 482,539 | 5,774,679 | Même jour | 1987 | 15 |
| | | | | | | | | 1988 | 16 |
| 38,191 | 42,517 | 31,116 | 29,294 | 24,844 | 24,596 | 325,830 | Une nuit | 1987 | 17 |
| | | | | | | | | 1988 | 18 |
| 117,202 | 146,969 | 92,257 | 91,490 | 67,010 | 58,481 | 1,041,515 | Deux nuits ou plus | 1987 | 19 |
| | | | | | | | | 1988 | 20 |
| **679,942** | **752,050** | **612,474** | **626,554** | **571,711** | **565,616** | **7,142,024** | **Total** | **1987** | 21 |
| | | | | | | | | **1988** | 22 |
| 98,683 | 97,268 | 107,513 | 110,979 | 102,847 | 100,074 | 1,258,825 | Camions commerciaux | 1987 | 23 |
| | | | | | | | | 1988 | 24 |
| 5,399 | 4,918 | 3,089 | 1,083 | 703 | 281 | 26,512 | Autres véhicules | 1987 | 25 |
| | | | | | | | | 1988 | 26 |
| **784,024** | **854,236** | **723,076** | **738,616** | **675,261** | **665,971** | **8,427,361** | **Total** | **1987** | 27 |
| | | | | | | | | **1988** | 28 |
| | | | | Total, véhicules | | | | | |
| | | | | | | | **Automobile:** | | |
| 1,421,514 | 1,463,024 | 1,129,179 | 1,074,398 | 1,010,033 | 989,468 | 13,156,916 | Même jour | 1987 | 29 |
| | | | | | | | | 1988 | 30 |
| 147,930 | 144,137 | 93,983 | 78,073 | 58,384 | 58,449 | 959,526 | Une nuit | 1987 | 31 |
| | | | | | | | | 1988 | 32 |
| 415,337 | 431,746 | 272,134 | 196,412 | 124,344 | 113,745 | 2,600,876 | Deux nuits ou plus | 1987 | 33 |
| | | | | | | | | 1988 | 34 |
| **1,984,781** | **2,038,907** | **1,495,296** | **1,348,883** | **1,192,761** | **1,161,662** | **16,717,318** | **Total** | **1987** | 35 |
| | | | | | | | | **1988** | 36 |
| 169,350 | 168,973 | 186,468 | 196,722 | 180,971 | 171,094 | 2,178,068 | Camions commerciaux | 1987 | 37 |
| | | | | | | | | 1988 | 38 |
| 13,698 | 10,778 | 5,950 | 2,754 | 1,229 | 486 | 55,507 | Autres véhicules | 1987 | 39 |
| | | | | | | | | 1988 | 40 |
| **2,167,829** | **2,218,658** | **1,687,714** | **1,548,359** | **1,374,961** | **1,333,242** | **18,950,893** | **Total** | **1987** | 41 |
| | | | | | | | | **1988** | 42 |

**Manitoba** **TABLE 10A. Non-resident Travellers Entering Canada by Type of Transportation**

| No. | Type of transportation | | January - Janvier | February - Février | March - Mars | April - Avril | May - Mai | June - Juin | 6 months - mois |
|---|---|---|---|---|---|---|---|---|---|
| | | | Residents of the United States | | | | | | |
| | **Land:** | | | | | | | | |
| 1 | Automobile | 1987 | 22,675 | 20,964 | 26,028 | 27,274 | 59,043 | 87,434 | 243,418 |
| 2 | | 1988 | 19,617 | 20,116 | 27,655 | | | | |
| 3 | Same day | 1987 | 17,416 | 14,369 | 18,287 | 18,553 | 32,066 | 43,191 | 143,882 |
| 4 | | 1988 | 15,002 | 13,973 | 19,197 | | | | |
| 5 | One night | 1987 | 1,308 | 1,506 | 1,940 | 1,534 | 3,186 | 4,134 | 13,608 |
| 6 | | 1988 | 1,097 | 1,371 | 1,604 | | | | |
| 7 | Two or more nights | 1987 | 3,951 | 5,089 | 5,801 | 7,187 | 23,791 | 40,109 | 85,928 |
| 8 | | 1988 | 3,518 | 4,772 | 6,854 | | | | |
| 9 | Bus | 1987 | 590 | 797 | 1,069 | 1,048 | 5,028 | 3,975 | 12,507 |
| 10 | | 1988 | 308 | 1,143 | 1,384 | | | | |
| 11 | Same day | 1987 | 395 | 210 | 119 | 349 | 2,257 | 834 | 4,164 |
| 12 | | 1988 | 164 | 380 | 552 | | | | |
| 13 | One or more nights | 1987 | 195 | 587 | 950 | 699 | 2,771 | 3,141 | 8,343 |
| 14 | | 1988 | 144 | 763 | 832 | | | | |
| 15 | Rail | 1987 | - | - | - | - | - | - | - |
| 16 | | 1988 | - | - | - | | | | |
| 17 | Other methods | 1987 | 155 | 313 | 102 | 60 | 102 | 174 | 906 |
| 18 | | 1988 | 94 | 173 | 11 | | | | |
| 19 | **Total land** | **1987** | **23,420** | **22,074** | **27,199** | **28,382** | **64,173** | **91,583** | **256,831** |
| 20 | | **1988** | **20,019** | **21,432** | **29,050** | | | | |
| | **Air:** | | | | | | | | |
| 21 | Commercial | 1987 | 3,109 | 2,390 | 3,036 | 3,070 | 5,272 | 9,672 | 26,549 |
| 22 | | 1988 | 2,636 | 4,121 | 3,409 | | | | |
| 23 | Private | 1987 | 51 | 89 | 145 | 133 | 228 | 813 | 1,459 |
| 24 | | 1988 | 140 | 181 | 156 | | | | |
| 25 | **Total air** | **1987** | **3,160** | **2,479** | **3,181** | **3,203** | **5,500** | **10,485** | **28,008** |
| 26 | | **1988** | **2,776** | **4,302** | **3,565** | | | | |
| | **Marine:** | | | | | | | | |
| 27 | Commercial | 1987 | - | - | - | - | - | - | - |
| 28 | | 1988 | - | - | - | | | | |
| 29 | Private | 1987 | - | - | - | - | 161 | 617 | 778 |
| 30 | | 1988 | - | - | - | | | | |
| 31 | **Total marine** | **1987** | **-** | **-** | **-** | **-** | **161** | **617** | **778** |
| 32 | | **1988** | **-** | **-** | **-** | | | | |
| 33 | **Total** | **1987** | **26,580** | **24,553** | **30,380** | **31,585** | **69,834** | **102,685** | **285,617** |
| 34 | | **1988** | **22,795** | **25,734** | **32,615** | | | | |
| | | | Residents of countries other than the United States | | | | | | |
| | **Land(via the U.S.A.):** | | | | | | | | |
| 35 | Same day | 1987 | 41 | 24 | 18 | 32 | 28 | 490 | 633 |
| 36 | | 1988 | 6 | 10 | 4 | | | | |
| 37 | One or more nights | 1987 | 44 | 42 | 65 | 48 | 326 | 348 | 873 |
| 38 | | 1988 | 38 | 49 | 59 | | | | |
| 39 | **Total land** | **1987** | **85** | **66** | **83** | **80** | **354** | **838** | **1,506** |
| 40 | | **1988** | **44** | **59** | **63** | | | | |
| | **Air:** | | | | | | | | |
| 41 | Entering direct | 1987 | 33 | 15 | 24 | 39 | 74 | 79 | 264 |
| 42 | | 1988 | 148 | 28 | 47 | | | | |
| 43 | Entering via the U.S.A. | 1987 | 259 | 257 | 293 | 316 | 558 | 515 | 2,198 |
| 44 | | 1988 | 141 | 153 | 215 | | | | |
| 45 | **Total air** | **1987** | **292** | **272** | **317** | **355** | **632** | **594** | **2,462** |
| 46 | | **1988** | **289** | **181** | **262** | | | | |
| | **Marine:** | | | | | | | | |
| 47 | Entering direct | 1987 | - | - | - | - | - | - | - |
| 48 | | 1988 | - | - | - | | | | |
| 49 | Entering via the U.S.A. | 1987 | - | - | - | - | - | - | - |
| 50 | | 1988 | - | - | - | | | | |
| 51 | **Total marine** | **1987** | **-** | **-** | **-** | **-** | **-** | **-** | **-** |
| 52 | | **1988** | **-** | **-** | **-** | | | | |
| 53 | **Total** | **1987** | **377** | **338** | **400** | **435** | **986** | **1,432** | **3,968** |
| 54 | | **1988** | **333** | **240** | **325** | | | | |
| 55 | **Grand total** | **1987** | **26,957** | **24,891** | **30,780** | **32,020** | **70,820** | **104,117** | **289,585** |
| 56 | | **1988** | **23,128** | **25,974** | **32,940** | | | | |

**TABLEAU 10A. Voyageurs non résidents entrant au Canada, selon le moyen de transport** **Manitoba**

| July<br>-<br>Juillet | August<br>-<br>Août | September<br>-<br>Septembre | October<br>-<br>Octobre | November<br>-<br>Novembre | December<br>-<br>Décembre | Year<br>-<br>Année | Moyen de transport | | No |
|---|---|---|---|---|---|---|---|---|---|
| Résidents des États-Unis | | | | | | | | | |
| | | | | | | | **Par terre:** | | |
| 99,991 | 79,002 | 48,405 | 36,237 | 24,426 | 26,080 | 557,559 | Automobile | 1987 | 1 |
| | | | | | | | | 1988 | 2 |
| 49,097 | 36,871 | 25,556 | 21,434 | 16,582 | 18,419 | 311,841 | Même jour | 1987 | 3 |
| | | | | | | | | 1988 | 4 |
| 5,904 | 5,677 | 3,138 | 2,252 | 1,502 | 1,212 | 33,293 | Une nuit | 1987 | 5 |
| | | | | | | | | 1988 | 6 |
| 44,990 | 36,454 | 19,711 | 12,551 | 6,342 | 6,449 | 212,425 | Deux nuits ou plus | 1987 | 7 |
| | | | | | | | | 1988 | 8 |
| 3,162 | 4,845 | 1,265 | 808 | 432 | 388 | 23,407 | Autocar | 1987 | 9 |
| | | | | | | | | 1988 | 10 |
| 947 | 547 | 90 | 319 | 169 | 103 | 6,339 | Même jour | 1987 | 11 |
| | | | | | | | | 1988 | 12 |
| 2,215 | 4,298 | 1,175 | 489 | 263 | 285 | 17,068 | Une nuit ou plus | 1987 | 13 |
| | | | | | | | | 1988 | 14 |
| - | - | - | - | - | - | - | Chemin de fer | 1987 | 15 |
| | | | | | | | | 1988 | 16 |
| 295 | 295 | 126 | 33 | 15 | 31 | 1,701 | Autres moyens | 1987 | 17 |
| | | | | | | | | 1988 | 18 |
| **103,448** | **84,142** | **49,796** | **37,078** | **24,873** | **26,499** | **582,667** | **Total, par terre** | **1987** | 19 |
| | | | | | | | | **1988** | 20 |
| | | | | | | | **Par air:** | | |
| 7,672 | 8,091 | 5,734 | 4,881 | 3,214 | 3,562 | 59,703 | Commercial | 1987 | 21 |
| | | | | | | | | 1988 | 22 |
| 453 | 403 | 350 | 266 | 129 | 87 | 3,147 | Privé | 1987 | 23 |
| | | | | | | | | 1988 | 24 |
| **8,125** | **8,494** | **6,084** | **5,147** | **3,343** | **3,649** | **62,850** | **Total, par air** | **1987** | 25 |
| | | | | | | | | **1988** | 26 |
| | | | | | | | **Par mer:** | | |
| - | - | - | - | - | - | - | Commercial | 1987 | 27 |
| | | | | | | | | 1988 | 28 |
| 166 | 20 | 16 | 2 | - | - | 982 | Privé | 1987 | 29 |
| | | | | | | | | 1988 | 30 |
| **166** | **20** | **16** | **2** | **-** | **-** | **982** | **Total, par mer** | **1987** | 31 |
| | | | | | | | | **1988** | 32 |
| **111,739** | **92,656** | **55,896** | **42,227** | **28,216** | **30,148** | **646,499** | **Total** | **1987** | 33 |
| | | | | | | | | **1988** | 34 |
| Résidents des pays autres que les États-Unis | | | | | | | | | |
| | | | | | | | **Par terre (via les États-Unis):** | | |
| 181 | 110 | 86 | 40 | 21 | 10 | 1,081 | Même jour | 1987 | 35 |
| | | | | | | | | 1988 | 36 |
| 545 | 551 | 209 | 117 | 50 | 41 | 2,386 | Une nuit ou plus | 1987 | 37 |
| | | | | | | | | 1988 | 38 |
| **726** | **661** | **295** | **157** | **71** | **51** | **3,467** | **Total, par terre** | **1987** | 39 |
| | | | | | | | | **1988** | 40 |
| | | | | | | | **Par air:** | | |
| 438 | 116 | 95 | 193 | 27 | 18 | 1,151 | Entrée directe | 1987 | 41 |
| | | | | | | | | 1988 | 42 |
| 734 | 1,005 | 477 | 364 | 269 | 398 | 5,445 | Entrée via les États-Unis | 1987 | 43 |
| | | | | | | | | 1988 | 44 |
| **1,172** | **1,121** | **572** | **557** | **296** | **416** | **6,596** | **Total, par air** | **1987** | 45 |
| | | | | | | | | **1988** | 46 |
| | | | | | | | **Par mer:** | | |
| - | - | 4 | 8 | - | - | 12 | Entrée directe | 1987 | 47 |
| | | | | | | | | 1988 | 48 |
| - | - | - | - | - | - | - | Entrée via les États-Unis | 1987 | 49 |
| | | | | | | | | 1988 | 50 |
| **-** | **-** | **4** | **8** | **-** | **-** | **12** | **Total, par mer** | **1987** | 51 |
| | | | | | | | | **1988** | 52 |
| **1,898** | **1,782** | **871** | **722** | **367** | **467** | **10,075** | **Total** | **1987** | 53 |
| | | | | | | | | **1988** | 54 |
| **113,637** | **94,438** | **56,767** | **42,949** | **28,583** | **30,615** | **656,574** | **Total global** | **1987** | 55 |
| | | | | | | | | **1988** | 56 |

**Manitoba** **TABLE 10B. Non-resident Travellers Entering Canada by Country of Residence(1)**

| No. | Country of residence | | January - Janvier | February - Février | March - Mars | April - Avril | May - Mai | June - Juin | 6 months - mois |
|---|---|---|---|---|---|---|---|---|---|
| | **Europe:** | | | | | | | | |
| 1 | Austria | 1987 | - | 8 | 1 | 3 | 6 | 8 | 26 |
| 2 | | 1988 | 2 | - | 15 | | | | |
| 3 | Belgium | 1987 | - | 4 | - | 2 | 2 | 10 | 18 |
| 4 | | 1988 | - | 4 | 2 | | | | |
| 5 | Bulgaria | 1987 | - | 1 | - | - | - | - | 1 |
| 6 | | 1988 | - | - | - | | | | |
| 7 | Czechoslovakia | 1987 | - | - | - | - | - | 1 | 1 |
| 8 | | 1988 | - | - | - | | | | |
| 9 | Denmark | 1987 | 6 | 2 | 9 | 39 | 16 | 50 | 122 |
| 10 | | 1988 | 4 | 9 | 14 | | | | |
| 11 | Finland | 1987 | 1 | 5 | 4 | 3 | 4 | 3 | 20 |
| 12 | | 1988 | 2 | 1 | 3 | | | | |
| 13 | France | 1987 | 23 | 13 | 32 | 13 | 15 | 53 | 149 |
| 14 | | 1988 | 1 | 25 | 1 | | | | |
| 15 | Germany (Federal Republic) | 1987 | 19 | 30 | 26 | 59 | 308 | 195 | 637 |
| 16 | | 1988 | 139 | 52 | 29 | | | | |
| 17 | Greece | 1987 | 3 | - | - | 1 | 1 | 2 | 7 |
| 18 | | 1988 | - | - | - | | | | |
| 19 | Hungary | 1987 | - | - | - | - | - | - | - |
| 20 | | 1988 | - | 1 | - | | | | |
| 21 | Iceland | 1987 | 4 | 4 | 3 | - | 20 | 7 | 38 |
| 22 | | 1988 | 1 | - | - | | | | |
| 23 | Ireland (Republic) | 1987 | 6 | 4 | 5 | 3 | 8 | 27 | 53 |
| 24 | | 1988 | 2 | 1 | 1 | | | | |
| 25 | Italy | 1987 | 1 | 4 | 10 | 7 | 3 | 8 | 33 |
| 26 | | 1988 | - | 2 | 9 | | | | |
| 27 | Malta | 1987 | - | - | - | - | - | - | - |
| 28 | | 1988 | - | - | - | | | | |
| 29 | Netherlands, The | 1987 | 9 | 6 | 41 | 10 | 42 | 48 | 156 |
| 30 | | 1988 | 6 | 5 | 12 | | | | |
| 31 | Norway | 1987 | 5 | 1 | 3 | 3 | 7 | 35 | 54 |
| 32 | | 1988 | 22 | 20 | 4 | | | | |
| 33 | Poland | 1987 | 1 | - | 1 | 1 | 1 | - | 4 |
| 34 | | 1988 | - | 3 | - | | | | |
| 35 | Portugal | 1987 | - | 1 | - | - | 1 | - | 2 |
| 36 | | 1988 | - | 1 | - | | | | |
| 37 | Rumania | 1987 | - | - | - | - | - | 1 | 1 |
| 38 | | 1988 | - | - | - | | | | |
| 39 | Spain | 1987 | 1 | 1 | 1 | 54 | 46 | 9 | 112 |
| 40 | | 1988 | 2 | 12 | 10 | | | | |
| 41 | Sweden | 1987 | 9 | 17 | 17 | 13 | 17 | 46 | 119 |
| 42 | | 1988 | - | 7 | 11 | | | | |
| 43 | Switzerland | 1987 | 3 | 2 | 1 | 13 | 18 | 22 | 59 |
| 44 | | 1988 | 28 | 7 | 3 | | | | |
| 45 | Turkey | 1987 | - | 1 | - | 1 | 1 | - | 3 |
| 46 | | 1988 | - | - | - | | | | |
| 47 | United Kingdom | 1987 | 51 | 71 | 83 | 77 | 139 | 343 | 764 |
| 48 | | 1988 | 19 | 26 | 66 | | | | |
| 49 | U.S.S.R. | 1987 | - | - | - | - | - | - | - |
| 50 | | 1988 | - | - | - | | | | |
| 51 | Yugoslavia | 1987 | - | - | - | - | - | - | - |
| 52 | | 1988 | - | 2 | - | | | | |
| 53 | Other | 1987 | - | - | 1 | - | 1 | - | 2 |
| 54 | | 1988 | 1 | - | - | | | | |
| 55 | **Total** | **1987** | **142** | **175** | **238** | **302** | **656** | **868** | **2,381** |
| 56 | | **1988** | **229** | **178** | **180** | | | | |
| | **Africa:** | | | | | | | | |
| 57 | Algeria | 1987 | - | - | - | - | - | - | - |
| 58 | | 1988 | - | - | - | | | | |
| 59 | Egypt | 1987 | - | - | - | 1 | - | - | 1 |
| 60 | | 1988 | - | - | 2 | | | | |
| 61 | Nigeria | 1987 | - | 1 | - | - | 2 | - | 3 |
| 62 | | 1988 | - | - | - | | | | |
| 63 | South Africa | 1987 | 21 | 9 | 7 | 5 | 4 | 25 | 71 |
| 64 | | 1988 | 5 | 6 | 1 | | | | |
| 65 | Other | 1987 | 2 | 2 | 4 | 3 | 1 | 3 | 15 |
| 66 | | 1988 | 2 | - | 1 | | | | |
| 67 | **Total** | **1987** | **23** | **12** | **11** | **9** | **7** | **28** | **90** |
| 68 | | **1988** | **7** | **6** | **4** | | | | |
| | **Asia:** | | | | | | | | |
| 69 | China | 1987 | 11 | 8 | 4 | 1 | 10 | 3 | 37 |
| 70 | | 1988 | - | - | 4 | | | | |
| 71 | Hong Kong | 1987 | 11 | 13 | 5 | 4 | 14 | 9 | 56 |
| 72 | | 1988 | 3 | 6 | 12 | | | | |
| 73 | India | 1987 | 5 | 2 | 2 | 5 | 14 | 13 | 41 |
| 74 | | 1988 | - | - | - | | | | |
| 75 | Iran | 1987 | - | - | - | - | - | 1 | 1 |
| 76 | | 1988 | - | - | - | | | | |

See footnote(s) at end of table.

**TABLEAU 10B. Voyageurs non résidents entrant au Canada, selon le pays de résidence(1)** **Manitoba**

| July<br>-<br>Juillet | August<br>-<br>Août | September<br>-<br>Septembre | October<br>-<br>Octobre | November<br>-<br>Novembre | December<br>-<br>Décembre | Year<br>-<br>Année | Pays de résidence | | No |
|---|---|---|---|---|---|---|---|---|---|
| | | | | | | | **Europe:** | | |
| 18 | 15 | 8 | 3 | 2 | 3 | 75 | Autriche | 1987 | 1 |
| | | | | | | | | 1988 | 2 |
| 7 | 37 | 10 | - | 5 | 3 | 80 | Belgique | 1987 | 3 |
| | | | | | | | | 1988 | 4 |
| - | - | - | - | - | - | 1 | Bulgarie | 1987 | 5 |
| | | | | | | | | 1988 | 6 |
| 3 | 1 | 2 | 1 | 1 | - | 9 | Tchécoslovaquie | 1987 | 7 |
| | | | | | | | | 1988 | 8 |
| 29 | 30 | 15 | 9 | 5 | 10 | 220 | Danemark | 1987 | 9 |
| | | | | | | | | 1988 | 10 |
| 12 | 6 | 8 | 15 | 5 | 5 | 71 | Finlande | 1987 | 11 |
| | | | | | | | | 1988 | 12 |
| 201 | 45 | 10 | 8 | 15 | 13 | 441 | France | 1987 | 13 |
| | | | | | | | | 1988 | 14 |
| 243 | 409 | 188 | 121 | 50 | 50 | 1,698 | Allemagne (République fédérale) | 1987 | 15 |
| | | | | | | | | 1988 | 16 |
| 2 | 4 | 2 | - | - | 3 | 18 | Grèce | 1987 | 17 |
| | | | | | | | | 1988 | 18 |
| 2 | 3 | - | - | - | - | 5 | Hongrie | 1987 | 19 |
| | | | | | | | | 1988 | 20 |
| 264 | 20 | 4 | 2 | 5 | 3 | 336 | Islande | 1987 | 21 |
| | | | | | | | | 1988 | 22 |
| 18 | 67 | 2 | - | 3 | 10 | 153 | Irlande (République d') | 1987 | 23 |
| | | | | | | | | 1988 | 24 |
| 13 | 22 | 5 | 20 | 6 | 14 | 113 | Italie | 1987 | 25 |
| | | | | | | | | 1988 | 26 |
| - | - | - | - | - | - | - | Malte | 1987 | 27 |
| | | | | | | | | 1988 | 28 |
| 44 | 48 | 40 | 27 | 12 | 4 | 331 | Pays-Bas | 1987 | 29 |
| | | | | | | | | 1988 | 30 |
| 77 | 31 | 17 | 15 | 10 | 1 | 205 | Norvège | 1987 | 31 |
| | | | | | | | | 1988 | 32 |
| 2 | 10 | 2 | - | 1 | - | 19 | Pologne | 1987 | 33 |
| | | | | | | | | 1988 | 34 |
| 2 | 2 | - | 2 | 7 | - | 15 | Portugal | 1987 | 35 |
| | | | | | | | | 1988 | 36 |
| - | - | - | - | 2 | 1 | 4 | Roumanie | 1987 | 37 |
| | | | | | | | | 1988 | 38 |
| 5 | - | 2 | 3 | 1 | - | 123 | Espagne | 1987 | 39 |
| | | | | | | | | 1988 | 40 |
| 38 | 20 | 19 | 18 | 10 | 3 | 227 | Suède | 1987 | 41 |
| | | | | | | | | 1988 | 42 |
| 83 | 161 | 22 | 12 | 19 | 5 | 361 | Suisse | 1987 | 43 |
| | | | | | | | | 1988 | 44 |
| 2 | - | 6 | - | - | 4 | 15 | Turquie | 1987 | 45 |
| | | | | | | | | 1988 | 46 |
| 266 | 310 | 168 | 261 | 50 | 132 | 1,951 | Royaume-Uni | 1987 | 47 |
| | | | | | | | | 1988 | 48 |
| - | - | 2 | - | - | - | 2 | U.R.S.S. | 1987 | 49 |
| | | | | | | | | 1988 | 50 |
| 3 | 4 | 2 | - | - | 2 | 11 | Yougoslavie | 1987 | 51 |
| | | | | | | | | 1988 | 52 |
| 2 | 3 | 1 | - | - | - | 8 | Autres | 1987 | 53 |
| | | | | | | | | 1988 | 54 |
| **1,336** | **1,248** | **535** | **517** | **209** | **266** | **6,492** | **Total** | **1987** | 55 |
| | | | | | | | | **1988** | 56 |
| | | | | | | | **Afrique:** | | |
| - | - | - | - | 1 | - | 1 | Algérie | 1987 | 57 |
| | | | | | | | | 1988 | 58 |
| 2 | - | 1 | - | - | 2 | 6 | Égypte | 1987 | 59 |
| | | | | | | | | 1988 | 60 |
| - | 1 | 3 | 3 | - | 3 | 13 | Nigeria | 1987 | 61 |
| | | | | | | | | 1988 | 62 |
| 39 | 11 | 5 | 5 | 8 | 9 | 148 | Afrique du Sud | 1987 | 63 |
| | | | | | | | | 1988 | 64 |
| 10 | 15 | 4 | 2 | 3 | 5 | 54 | Autres | 1987 | 65 |
| | | | | | | | | 1988 | 66 |
| **51** | **27** | **13** | **10** | **12** | **19** | **222** | **Total** | **1987** | 67 |
| | | | | | | | | **1988** | 68 |
| | | | | | | | **Asie:** | | |
| 2 | 5 | 8 | 3 | 1 | - | 56 | Chine | 1987 | 69 |
| | | | | | | | | 1988 | 70 |
| 30 | 24 | 17 | 9 | 2 | 5 | 143 | Hong-Kong | 1987 | 71 |
| | | | | | | | | 1988 | 72 |
| 14 | 17 | 19 | 10 | 9 | 6 | 116 | Inde | 1987 | 73 |
| | | | | | | | | 1988 | 74 |
| 1 | 1 | - | 3 | - | - | 6 | Iran | 1987 | 75 |
| | | | | | | | | 1988 | 76 |

Voir renvoi(s) à la fin du tableau.

**Manitoba** **TABLE 10B. Non-resident Travellers Entering Canada by Country of Residence(1) – Concluded**

| No. | Country of residence | | January - Janvier | February - Février | March - Mars | April - Avril | May - Mai | June - Juin | 6 months - mois |
|---|---|---|---|---|---|---|---|---|---|
| | **Asia – Concluded:** | | | | | | | | |
| 1 | Israel | 1987 | 1 | 2 | 9 | 5 | 4 | 3 | 24 |
| 2 | | 1988 | 1 | 1 | 10 | | | | |
| 3 | Japan | 1987 | 2 | 9 | 19 | 10 | 54 | 66 | 160 |
| 4 | | 1988 | 6 | 4 | 16 | | | | |
| 5 | Korea, South | 1987 | - | - | 3 | - | 1 | 1 | 5 |
| 6 | | 1988 | - | - | 1 | | | | |
| 7 | Lebanon | 1987 | - | - | - | - | - | - | - |
| 8 | | 1988 | - | - | - | | | | |
| 9 | Malaysia | 1987 | 10 | - | 5 | 1 | 2 | - | 18 |
| 10 | | 1988 | - | - | 2 | | | | |
| 11 | Pakistan | 1987 | - | 1 | 2 | 1 | 2 | 3 | 9 |
| 12 | | 1988 | - | - | - | | | | |
| 13 | Philippines | 1987 | 6 | 3 | 3 | 13 | 2 | 9 | 36 |
| 14 | | 1988 | 1 | - | - | | | | |
| 15 | Singapore | 1987 | 8 | 7 | 1 | 1 | 19 | - | 36 |
| 16 | | 1988 | 3 | - | 2 | | | | |
| 17 | Taiwan | 1987 | - | 6 | - | 4 | 2 | - | 12 |
| 18 | | 1988 | - | - | 2 | | | | |
| 19 | Other | 1987 | 5 | 1 | 1 | 3 | 7 | 10 | 27 |
| 20 | | 1988 | 3 | - | 2 | | | | |
| 21 | **Total** | **1987** | **59** | **52** | **54** | **48** | **131** | **118** | **462** |
| 22 | | **1988** | **17** | **11** | **51** | | | | |
| | **North America, Central America and Caribbean:** | | | | | | | | |
| 23 | Bahamas | 1987 | 1 | - | - | 1 | 2 | 1 | 5 |
| 24 | | 1988 | - | 1 | - | | | | |
| 25 | Barbados | 1987 | 6 | 4 | 2 | 4 | 1 | 15 | 32 |
| 26 | | 1988 | - | 2 | - | | | | |
| 27 | Bermuda | 1987 | - | - | - | 1 | 2 | - | 3 |
| 28 | | 1988 | - | 1 | - | | | | |
| 29 | Cuba | 1987 | - | - | - | - | - | - | - |
| 30 | | 1988 | - | - | - | | | | |
| 31 | Dominican Republic | 1987 | - | - | - | - | - | - | - |
| 32 | | 1988 | - | - | - | | | | |
| 33 | Haiti | 1987 | - | - | - | - | - | - | - |
| 34 | | 1988 | - | - | - | | | | |
| 35 | Jamaica | 1987 | 3 | 3 | 3 | - | - | 15 | 24 |
| 36 | | 1988 | - | - | 1 | | | | |
| 37 | Mexico | 1987 | 19 | 5 | 33 | 7 | 31 | 67 | 162 |
| 38 | | 1988 | 9 | 11 | 28 | | | | |
| 39 | St. Pierre and Miquelon | 1987 | - | - | - | - | - | - | - |
| 40 | | 1988 | - | - | - | | | | |
| 41 | Trinidad and Tobago | 1987 | - | 1 | - | - | - | 2 | 3 |
| 42 | | 1988 | - | - | 1 | | | | |
| 43 | Other | 1987 | 24 | 14 | 7 | 10 | 46 | 51 | 152 |
| 44 | | 1988 | 42 | 9 | 31 | | | | |
| 45 | **Total** | **1987** | **53** | **27** | **45** | **23** | **82** | **151** | **381** |
| 46 | | **1988** | **51** | **24** | **61** | | | | |
| | **South America:** | | | | | | | | |
| 47 | Argentina | 1987 | 8 | - | 4 | - | 6 | 21 | 39 |
| 48 | | 1988 | - | - | 2 | | | | |
| 49 | Brazil | 1987 | 2 | 4 | 1 | 2 | 3 | 4 | 16 |
| 50 | | 1988 | - | - | 1 | | | | |
| 51 | Colombia | 1987 | - | - | 1 | - | 1 | 5 | 7 |
| 52 | | 1988 | - | - | - | | | | |
| 53 | Guyana | 1987 | - | - | - | - | 1 | - | 1 |
| 54 | | 1988 | - | - | - | | | | |
| 55 | Venezuela | 1987 | - | 3 | - | 1 | 5 | 1 | 10 |
| 56 | | 1988 | - | 1 | 2 | | | | |
| 57 | Other | 1987 | 15 | 2 | 14 | 8 | 14 | 5 | 58 |
| 58 | | 1988 | 3 | - | 8 | | | | |
| 59 | **Total** | **1987** | **25** | **9** | **20** | **11** | **30** | **36** | **131** |
| 60 | | **1988** | **3** | **1** | **13** | | | | |
| | **Oceania and other Ocean Islands:** | | | | | | | | |
| 61 | Australia | 1987 | 53 | 39 | 25 | 39 | 53 | 165 | 374 |
| 62 | | 1988 | 25 | 10 | 9 | | | | |
| 63 | New Zealand | 1987 | 22 | 24 | 7 | 3 | 22 | 66 | 144 |
| 64 | | 1988 | 1 | 10 | 7 | | | | |
| 65 | Other | 1987 | - | - | - | - | 5 | - | 5 |
| 66 | | 1988 | - | - | - | | | | |
| 67 | **Total** | **1987** | **75** | **63** | **32** | **42** | **80** | **231** | **523** |
| 68 | | **1988** | **26** | **20** | **16** | | | | |
| 69 | **Grand total** | **1987** | **377** | **338** | **400** | **435** | **986** | **1,432** | **3,968** |
| 70 | | **1988** | **333** | **240** | **325** | | | | |

(1) Additional data are available by country on request.

**TABLEAU 10B. Voyageurs non résidents entrant au Canada, selon le pays de résidence(1) – fin** **Manitoba**

| July – Juillet | August – Août | September – Septembre | October – Octobre | November – Novembre | December – Décembre | Year – Année | Pays de résidence | | No |
|---|---|---|---|---|---|---|---|---|---|
| | | | | | | | **Asie – fin:** | | |
| 12 | 23 | 7 | 16 | 6 | 3 | 91 | Israël | 1987 | 1 |
| | | | | | | | | 1988 | 2 |
| 67 | 105 | 90 | 16 | 24 | 13 | 475 | Japon | 1987 | 3 |
| | | | | | | | | 1988 | 4 |
| 4 | 6 | 6 | 1 | 1 | - | 23 | Corée du Sud | 1987 | 5 |
| | | | | | | | | 1988 | 6 |
| 1 | 4 | - | - | - | - | 5 | Liban | 1987 | 7 |
| | | | | | | | | 1988 | 8 |
| 9 | 4 | 1 | 2 | 7 | 3 | 44 | Malaisie | 1987 | 9 |
| | | | | | | | | 1988 | 10 |
| 4 | 3 | 1 | 2 | 1 | - | 20 | Pakistan | 1987 | 11 |
| | | | | | | | | 1988 | 12 |
| 14 | 13 | 13 | 8 | 11 | 8 | 103 | Philippines | 1987 | 13 |
| | | | | | | | | 1988 | 14 |
| 2 | 11 | 4 | - | 2 | 6 | 61 | Singapour | 1987 | 15 |
| | | | | | | | | 1988 | 16 |
| 2 | 36 | 3 | 1 | 1 | 4 | 59 | Taïwan | 1987 | 17 |
| | | | | | | | | 1988 | 18 |
| 23 | 7 | 8 | 2 | 2 | 12 | 81 | Autres | 1987 | 19 |
| | | | | | | | | 1988 | 20 |
| **185** | **259** | **177** | **73** | **67** | **60** | **1,283** | **Total** | **1987** | 21 |
| | | | | | | | | **1988** | 22 |
| | | | | | | | **Amérique du Nord, Amérique centrale et Antilles:** | | |
| 6 | 5 | 2 | - | - | 2 | 20 | Bahamas | 1987 | 23 |
| | | | | | | | | 1988 | 24 |
| 9 | 12 | 4 | - | 10 | 6 | 73 | Barbade | 1987 | 25 |
| | | | | | | | | 1988 | 26 |
| 3 | - | - | 2 | - | 1 | 9 | Bermudes | 1987 | 27 |
| | | | | | | | | 1988 | 28 |
| - | - | - | - | - | - | - | Cuba | 1987 | 29 |
| | | | | | | | | 1988 | 30 |
| - | - | 2 | - | - | - | 2 | Dominicaine (République) | 1987 | 31 |
| | | | | | | | | 1988 | 32 |
| 1 | - | - | - | - | - | 1 | Haïti | 1987 | 33 |
| | | | | | | | | 1988 | 34 |
| 1 | 7 | 3 | 12 | - | 1 | 48 | Jamaïque | 1987 | 35 |
| | | | | | | | | 1988 | 36 |
| 75 | 35 | 26 | 10 | 6 | 16 | 330 | Mexique | 1987 | 37 |
| | | | | | | | | 1988 | 38 |
| 1 | - | - | - | - | - | 1 | St. Pierre-et-Miquelon | 1987 | 39 |
| | | | | | | | | 1988 | 40 |
| 8 | 5 | 4 | 3 | - | 3 | 26 | Trinité et Tobago | 1987 | 41 |
| | | | | | | | | 1988 | 42 |
| 66 | 34 | 23 | 15 | 13 | 14 | 317 | Autres | 1987 | 43 |
| | | | | | | | | 1988 | 44 |
| **170** | **98** | **64** | **42** | **29** | **43** | **827** | **Total** | **1987** | 45 |
| | | | | | | | | **1988** | 46 |
| | | | | | | | **Amérique du Sud:** | | |
| 4 | 2 | - | 4 | 2 | 1 | 52 | Argentine | 1987 | 47 |
| | | | | | | | | 1988 | 48 |
| 12 | 16 | 3 | 7 | - | - | 54 | Brésil | 1987 | 49 |
| | | | | | | | | 1988 | 50 |
| 22 | 1 | 1 | - | - | - | 31 | Colombie | 1987 | 51 |
| | | | | | | | | 1988 | 52 |
| 3 | 7 | 1 | - | 3 | - | 15 | Guyane | 1987 | 53 |
| | | | | | | | | 1988 | 54 |
| 5 | 2 | 4 | - | - | 1 | 22 | Venezuela | 1987 | 55 |
| | | | | | | | | 1988 | 56 |
| 6 | 10 | 4 | 4 | 10 | 15 | 107 | Autres | 1987 | 57 |
| | | | | | | | | 1988 | 58 |
| **52** | **38** | **13** | **15** | **15** | **17** | **281** | **Total** | **1987** | 59 |
| | | | | | | | | **1988** | 60 |
| | | | | | | | **Océanie et autres îles océaniques:** | | |
| 67 | 83 | 41 | 52 | 29 | 40 | 686 | Australie | 1987 | 61 |
| | | | | | | | | 1988 | 62 |
| 35 | 29 | 28 | 13 | 3 | 21 | 273 | Nouvelle-Zélande | 1987 | 63 |
| | | | | | | | | 1988 | 64 |
| 2 | - | - | - | 3 | 1 | 11 | Autres | 1987 | 65 |
| | | | | | | | | 1988 | 66 |
| **104** | **112** | **69** | **65** | **35** | **62** | **970** | **Total** | **1987** | 67 |
| | | | | | | | | **1988** | 68 |
| **1,898** | **1,782** | **871** | **722** | **367** | **467** | **10,075** | **Total global** | **1987** | 69 |
| | | | | | | | | **1988** | 70 |

(1) D'autres renseignements sont disponibles par pays, sur demande.

**Manitoba** **TABLE 10C. Resident Travellers Returning to Canada by Type of Transportation**

| No. | Type of transportation | | January - Janvier | February - Février | March - Mars | April - Avril | May - Mai | June - Juin | 6 months - mois |
|---|---|---|---|---|---|---|---|---|---|
| | | | Returning from the United States(1) | | | | | | |
| | **Land:** | | | | | | | | |
| 1 | Automobile | 1987 | 58,695 | 55,089 | 70,865 | 83,841 | 87,649 | 86,952 | 443,091 |
| 2 | | 1988 | 53,695 | 50,039 | 68,867 | | | | |
| 3 | Same day | 1987 | 41,377 | 37,295 | 43,537 | 45,643 | 53,209 | 55,657 | 276,718 |
| 4 | | 1988 | 34,233 | 32,277 | 38,484 | | | | |
| 5 | One night | 1987 | 2,537 | 2,481 | 2,702 | 3,562 | 3,626 | 4,031 | 18,939 |
| 6 | | 1988 | 2,517 | 2,081 | 2,998 | | | | |
| 7 | Two or more nights | 1987 | 14,781 | 15,313 | 24,626 | 34,636 | 30,814 | 27,264 | 147,434 |
| 8 | | 1988 | 16,945 | 15,681 | 27,385 | | | | |
| 9 | Bus | 1987 | 3,588 | 4,085 | 3,044 | 2,711 | 3,961 | 4,061 | 21,450 |
| 10 | | 1988 | 4,089 | 4,546 | 4,032 | | | | |
| 11 | Same day | 1987 | 2,569 | 2,755 | 1,365 | 1,386 | 1,331 | 3,007 | 12,413 |
| 12 | | 1988 | 2,341 | 2,506 | 1,823 | | | | |
| 13 | One or more nights | 1987 | 1,019 | 1,330 | 1,679 | 1,325 | 2,630 | 1,054 | 9,037 |
| 14 | | 1988 | 1,748 | 2,040 | 2,209 | | | | |
| 15 | Rail | 1987 | - | - | - | - | - | - | - |
| 16 | | 1988 | - | - | - | | | | |
| 17 | Other methods | 1987 | 149 | 185 | 37 | 394 | 937 | 895 | 2,597 |
| 18 | | 1988 | 112 | 120 | 20 | | | | |
| 19 | **Total land** | **1987** | **62,432** | **59,359** | **73,946** | **86,946** | **92,547** | **91,908** | **467,138** |
| 20 | | **1988** | **57,896** | **54,705** | **72,919** | | | | |
| | **Air:** | | | | | | | | |
| 21 | Commercial | 1987 | 12,240 | 13,130 | 15,605 | 11,419 | 5,605 | 3,696 | 61,695 |
| 22 | | 1988 | 12,741 | 14,047 | 16,709 | | | | |
| 23 | Private | 1987 | 50 | 58 | 82 | 119 | 141 | 118 | 568 |
| 24 | | 1988 | 114 | 95 | 120 | | | | |
| 25 | **Total air** | **1987** | **12,290** | **13,188** | **15,687** | **11,538** | **5,746** | **3,814** | **62,263** |
| 26 | | **1988** | **12,855** | **14,142** | **16,829** | | | | |
| | **Marine:** | | | | | | | | |
| 27 | Commercial | 1987 | - | - | - | - | - | - | - |
| 28 | | 1988 | - | - | - | | | | |
| 29 | Private | 1987 | - | - | - | - | - | - | - |
| 30 | | 1988 | - | - | - | | | | |
| 31 | **Total marine** | **1987** | **-** | **-** | **-** | **-** | **-** | **-** | **-** |
| 32 | | **1988** | **-** | **-** | **-** | | | | |
| 33 | **Total** | **1987** | **74,722** | **72,547** | **89,633** | **98,484** | **98,293** | **95,722** | **529,401** |
| 34 | | **1988** | **70,751** | **68,847** | **89,748** | | | | |
| | | | Returning from countries other than the United States(2) | | | | | | |
| | **Land (Via the U.S.A.):** | | | | | | | | |
| 35 | 1987 | | 1 | - | - | - | - | - | 1 |
| 36 | 1988 | | - | - | - | | | | |
| | **Air:** | | | | | | | | |
| 37 | Returning direct | 1987 | 3,147 | 3,615 | 4,346 | 1,081 | 439 | 34 | 12,662 |
| 38 | | 1988 | 3,223 | 3,759 | 3,615 | | | | |
| 39 | Returning via the U.S.A. | 1987 | 1,017 | 772 | 741 | 601 | 491 | 198 | 3,820 |
| 40 | | 1988 | 1,060 | 938 | 578 | | | | |
| 41 | **Total air** | **1987** | **4,164** | **4,387** | **5,087** | **1,682** | **930** | **232** | **16,482** |
| 42 | | **1988** | **4,283** | **4,697** | **4,193** | | | | |
| | **Marine:** | | | | | | | | |
| 43 | Returning direct | 1987 | - | - | - | - | - | - | - |
| 44 | | 1988 | - | - | - | | | | |
| 45 | Returning via the U.S.A. | 1987 | - | - | - | - | - | - | - |
| 46 | | 1988 | - | - | - | | | | |
| 47 | **Total marine** | **1987** | **-** | **-** | **-** | **-** | **-** | **-** | **-** |
| 48 | | **1988** | **-** | **-** | **-** | | | | |
| 49 | **Total** | **1987** | **4,165** | **4,387** | **5,087** | **1,682** | **930** | **232** | **16,483** |
| 50 | | **1988** | **4,283** | **4,697** | **4,193** | | | | |
| 51 | **Grand total** | **1987** | **78,887** | **76,934** | **94,720** | **100,166** | **99,223** | **95,954** | **545,884** |
| 52 | | **1988** | **75,034** | **73,544** | **93,941** | | | | |

(1) Continental United States, Alaska and Hawaii.
(2) Includes Puerto Rico and other U.S. protectorates.

## TABLEAU 10C. Voyageurs résidents revenant au Canada, selon le moyen de transport — Manitoba

| July – Juillet | August – Août | September – Septembre | October – Octobre | November – Novembre | December – Décembre | Year – Année | Moyen de transport | | No |
|---|---|---|---|---|---|---|---|---|---|
| | | | | Rentrée des États-Unis(1) | | | | | |
| | | | | | | | **Par terre:** | | |
| 145,889 | 149,238 | 89,760 | 76,543 | 64,444 | 59,689 | 1,028,654 | Automobile | 1987 | 1 |
| | | | | | | | | 1988 | 2 |
| 77,413 | 71,319 | 48,789 | 41,838 | 38,377 | 41,712 | 596,166 | Même jour | 1987 | 3 |
| | | | | | | | | 1988 | 4 |
| 7,387 | 8,307 | 4,890 | 3,352 | 3,099 | 2,642 | 48,616 | Une nuit | 1987 | 5 |
| | | | | | | | | 1988 | 6 |
| 61,089 | 69,612 | 36,081 | 31,353 | 22,968 | 15,335 | 383,872 | Deux nuits ou plus | 1987 | 7 |
| | | | | | | | | 1988 | 8 |
| 3,600 | 4,035 | 4,141 | 3,466 | 3,320 | 3,082 | 43,094 | Autocar | 1987 | 9 |
| | | | | | | | | 1988 | 10 |
| 2,122 | 2,348 | 2,539 | 1,170 | 1,385 | 2,266 | 24,243 | Même jour | 1987 | 11 |
| | | | | | | | | 1988 | 12 |
| 1,478 | 1,687 | 1,602 | 2,296 | 1,935 | 816 | 18,851 | Une nuit ou plus | 1987 | 13 |
| | | | | | | | | 1988 | 14 |
| - | - | - | - | - | - | - | Chemin de fer | 1987 | 15 |
| | | | | | | | | 1988 | 16 |
| 1,097 | 961 | 457 | 95 | 70 | 6 | 5,283 | Autres moyens | 1987 | 17 |
| | | | | | | | | 1988 | 18 |
| **150,586** | **154,234** | **94,358** | **80,104** | **67,834** | **62,777** | **1,077,031** | **Total, par terre** | **1987** | 19 |
| | | | | | | | | **1988** | 20 |
| | | | | | | | **Par air:** | | |
| 3,524 | 4,441 | 3,982 | 6,355 | 7,591 | 6,521 | 94,109 | Commercial | 1987 | 21 |
| | | | | | | | | 1988 | 22 |
| 100 | 178 | 177 | 114 | 86 | 48 | 1,271 | Privé | 1987 | 23 |
| | | | | | | | | 1988 | 24 |
| **3,624** | **4,619** | **4,159** | **6,469** | **7,677** | **6,569** | **95,380** | **Total, par air** | **1987** | 25 |
| | | | | | | | | **1988** | 26 |
| | | | | | | | **Par mer:** | | |
| - | - | - | - | - | - | - | Commercial | 1987 | 27 |
| | | | | | | | | 1988 | 28 |
| - | - | - | - | - | - | - | Privé | 1987 | 29 |
| | | | | | | | | 1988 | 30 |
| - | - | - | - | - | - | - | **Total, par mer** | **1987** | 31 |
| | | | | | | | | **1988** | 32 |
| **154,210** | **158,853** | **98,517** | **86,573** | **75,511** | **69,346** | **1,172,411** | **Total** | **1987** | 33 |
| | | | | | | | | **1988** | 34 |
| | | | | Rentrée des pays autres que les États-Unis(2) | | | | | |
| | | | | | | | **Par terre (via les États-Unis):** | | |
| - | - | - | - | - | - | 1 | 1987 | | 35 |
| | | | | | | | 1988 | | 36 |
| | | | | | | | **Par air:** | | |
| 92 | 258 | 36 | 127 | 413 | 720 | 14,308 | Rentrée directe | 1987 | 37 |
| | | | | | | | | 1988 | 38 |
| 322 | 577 | 159 | 207 | 336 | 644 | 6,065 | Rentrée via les États-Unis | 1987 | 39 |
| | | | | | | | | 1988 | 40 |
| **414** | **835** | **195** | **334** | **749** | **1,364** | **20,373** | **Total, par air** | **1987** | 41 |
| | | | | | | | | **1988** | 42 |
| | | | | | | | **Par mer:** | | |
| - | - | 28 | 56 | - | - | 84 | Rentrée directe | 1987 | 43 |
| | | | | | | | | 1988 | 44 |
| - | - | - | - | - | - | - | Rentrée via les États-Unis | 1987 | 45 |
| | | | | | | | | 1988 | 46 |
| - | - | **28** | **56** | - | - | **84** | **Total, par mer** | **1987** | 47 |
| | | | | | | | | **1988** | 48 |
| **414** | **835** | **223** | **390** | **749** | **1,364** | **20,458** | **Total** | **1987** | 49 |
| | | | | | | | | **1988** | 50 |
| **154,624** | **159,688** | **98,740** | **86,963** | **76,260** | **70,710** | **1,192,869** | **Total global** | **1987** | 51 |
| | | | | | | | | **1988** | 52 |

(1) États-Unis continentaux, Alaska et Hawaï.
(2) Comprend Porto-Rico et les autres protections des États-Unis.

**Manitoba** **TABLE 10D. Number of Vehicles Travelling Between Canada and the United States**

| No. | Type of vehicle | | January - Janvier | February - Février | March - Mars | April - Avril | May - Mai | June - Juin | 6 months - mois |
|---|---|---|---|---|---|---|---|---|---|
| | | | United States vehicles | | | | | | |
| | **Automobile:** | | | | | | | | |
| 1 | Same day | 1987 | 7,777 | 6,443 | 8,153 | 8,546 | 13,306 | 16,624 | 60,849 |
| 2 | | 1988 | 6,708 | 6,554 | 8,716 | | | | |
| 3 | One night | 1987 | 578 | 637 | 780 | 650 | 1,330 | 1,623 | 5,598 |
| 4 | | 1988 | 461 | 575 | 681 | | | | |
| 5 | Two or more nights | 1987 | 1,629 | 2,001 | 2,271 | 2,688 | 8,269 | 13,526 | 30,384 |
| 6 | | 1988 | 1,407 | 1,905 | 2,626 | | | | |
| 7 | **Total** | **1987** | **9,984** | **9,081** | **11,204** | **11,884** | **22,905** | **31,773** | **96,831** |
| 8 | | **1988** | **8,576** | **9,034** | **12,023** | | | | |
| 9 | Trucks used commercially | 1987 | 2,321 | 2,021 | 2,894 | 3,089 | 3,123 | 3,436 | 16,884 |
| 10 | | 1988 | 2,449 | 2,542 | 3,272 | | | | |
| 11 | Other vehicles | 1987 | 148 | 303 | 98 | 28 | 75 | 124 | 776 |
| 12 | | 1988 | 94 | 169 | 9 | | | | |
| 13 | **Total** | **1987** | **12,453** | **11,405** | **14,196** | **15,001** | **26,103** | **35,333** | **114,491** |
| 14 | | **1988** | **11,119** | **11,745** | **15,304** | | | | |
| | | | Canadian vehicles | | | | | | |
| | **Automobile:** | | | | | | | | |
| 15 | Same day | 1987 | 18,147 | 16,802 | 20,217 | 21,303 | 23,330 | 23,989 | 123,788 |
| 16 | | 1988 | 14,871 | 14,318 | 17,000 | | | | |
| 17 | One night | 1987 | 1,104 | 1,048 | 1,185 | 1,458 | 1,574 | 1,762 | 8,131 |
| 18 | | 1988 | 1,015 | 895 | 1,272 | | | | |
| 19 | Two or more nights | 1987 | 5,126 | 5,593 | 8,856 | 12,134 | 11,194 | 10,319 | 53,222 |
| 20 | | 1988 | 5,802 | 5,737 | 9,669 | | | | |
| 21 | **Total** | **1987** | **24,377** | **23,443** | **30,258** | **34,895** | **36,098** | **36,070** | **185,141** |
| 22 | | **1988** | **21,688** | **20,950** | **27,941** | | | | |
| 23 | Trucks used commercially | 1987 | 4,148 | 3,849 | 4,940 | 5,238 | 5,056 | 5,148 | 28,379 |
| 24 | | 1988 | 4,475 | 4,631 | 5,512 | | | | |
| 25 | Other vehicles | 1987 | 137 | 170 | 30 | 294 | 699 | 705 | 2,035 |
| 26 | | 1988 | 95 | 112 | 16 | | | | |
| 27 | **Total** | **1987** | **28,662** | **27,462** | **35,228** | **40,427** | **41,853** | **41,923** | **215,555** |
| 28 | | **1988** | **26,258** | **25,693** | **33,469** | | | | |
| | | | Total vehicles | | | | | | |
| | **Automobile:** | | | | | | | | |
| 29 | Same day | 1987 | 25,924 | 23,245 | 28,370 | 29,849 | 36,636 | 40,613 | 184,637 |
| 30 | | 1988 | 21,579 | 20,872 | 25,716 | | | | |
| 31 | One night | 1987 | 1,682 | 1,685 | 1,965 | 2,108 | 2,904 | 3,385 | 13,729 |
| 32 | | 1988 | 1,476 | 1,470 | 1,953 | | | | |
| 33 | Two or more nights | 1987 | 6,755 | 7,594 | 11,127 | 14,822 | 19,463 | 23,845 | 83,606 |
| 34 | | 1988 | 7,209 | 7,642 | 12,295 | | | | |
| 35 | **Total** | **1987** | **34,361** | **32,524** | **41,462** | **46,779** | **59,003** | **67,843** | **281,972** |
| 36 | | **1988** | **30,264** | **29,984** | **39,964** | | | | |
| 37 | Trucks used commercially | 1987 | 6,469 | 5,870 | 7,834 | 8,327 | 8,179 | 8,584 | 45,263 |
| 38 | | 1988 | 6,924 | 7,173 | 8,784 | | | | |
| 39 | Other vehicles | 1987 | 285 | 473 | 128 | 322 | 774 | 829 | 2,811 |
| 40 | | 1988 | 189 | 281 | 25 | | | | |
| 41 | **Total** | **1987** | **41,115** | **38,867** | **49,424** | **55,428** | **67,956** | **77,256** | **330,046** |
| 42 | | **1988** | **37,377** | **37,438** | **48,773** | | | | |

**TABLEAU 10D. Nombre de véhicules voyageant entre le Canada et les États-Unis** **Manitoba**

| July – Juillet | August – Août | September – Septembre | October – Octobre | November – Novembre | December – Décembre | Year – Année | Genre de véhicule | | No |
|---|---|---|---|---|---|---|---|---|---|
| | | | | Véhicules des États-Unis | | | | | |
| | | | | | | | **Automobile:** | | |
| 18,349 | 14,674 | 11,269 | 9,713 | 7,611 | 8,254 | 130,719 | Même jour | 1987 | 1 |
| | | | | | | | | 1988 | 2 |
| 2,181 | 2,038 | 1,230 | 965 | 654 | 533 | 13,199 | Une nuit | 1987 | 3 |
| | | | | | | | | 1988 | 4 |
| 15,412 | 12,470 | 7,361 | 4,908 | 2,518 | 2,574 | 75,627 | Deux nuits ou plus | 1987 | 5 |
| | | | | | | | | 1988 | 6 |
| **35,942** | **29,182** | **19,860** | **15,586** | **10,783** | **11,361** | **219,545** | **Total** | **1987** | 7 |
| | | | | | | | | **1988** | 8 |
| 3,042 | 3,202 | 3,221 | 3,138 | 2,620 | 2,790 | 34,897 | Camions commerciaux | 1987 | 9 |
| | | | | | | | | 1988 | 10 |
| 214 | 208 | 99 | 31 | 13 | 30 | 1,371 | Autres véhicules | 1987 | 11 |
| | | | | | | | | 1988 | 12 |
| **39,198** | **32,592** | **23,180** | **18,755** | **13,416** | **14,181** | **255,813** | **Total** | **1987** | 13 |
| | | | | | | | | **1988** | 14 |
| | | | | Véhicules du Canada | | | | | |
| | | | | | | | **Automobile:** | | |
| 29,994 | 28,137 | 20,916 | 18,786 | 16,838 | 17,898 | 256,357 | Même jour | 1987 | 15 |
| | | | | | | | | 1988 | 16 |
| 2,823 | 3,149 | 1,975 | 1,394 | 1,279 | 1,153 | 19,904 | Une nuit | 1987 | 17 |
| | | | | | | | | 1988 | 18 |
| 20,512 | 23,416 | 12,855 | 11,220 | 8,186 | 5,656 | 135,067 | Deux nuits ou plus | 1987 | 19 |
| | | | | | | | | 1988 | 20 |
| **53,329** | **54,702** | **35,746** | **31,400** | **26,303** | **24,707** | **411,328** | **Total** | **1987** | 21 |
| | | | | | | | | **1988** | 22 |
| 4,776 | 5,533 | 5,708 | 5,732 | 4,988 | 4,697 | 59,813 | Camions commerciaux | 1987 | 23 |
| | | | | | | | | 1988 | 24 |
| 822 | 701 | 341 | 68 | 48 | 6 | 4,021 | Autres véhicules | 1987 | 25 |
| | | | | | | | | 1988 | 26 |
| **58,927** | **60,936** | **41,795** | **37,200** | **31,339** | **29,410** | **475,162** | **Total** | **1987** | 27 |
| | | | | | | | | **1988** | 28 |
| | | | | Total, véhicules | | | | | |
| | | | | | | | **Automobile:** | | |
| 48,343 | 42,811 | 32,185 | 28,499 | 24,449 | 26,152 | 387,076 | Même jour | 1987 | 29 |
| | | | | | | | | 1988 | 30 |
| 5,004 | 5,187 | 3,205 | 2,359 | 1,933 | 1,686 | 33,103 | Une nuit | 1987 | 31 |
| | | | | | | | | 1988 | 32 |
| 35,924 | 35,886 | 20,216 | 16,128 | 10,704 | 8,230 | 210,694 | Deux nuits ou plus | 1987 | 33 |
| | | | | | | | | 1988 | 34 |
| **89,271** | **83,884** | **55,606** | **46,986** | **37,086** | **36,068** | **630,873** | **Total** | **1987** | 35 |
| | | | | | | | | **1988** | 36 |
| 7,818 | 8,735 | 8,929 | 8,870 | 7,608 | 7,487 | 94,710 | Camions commerciaux | 1987 | 37 |
| | | | | | | | | 1988 | 38 |
| 1,036 | 909 | 440 | 99 | 61 | 36 | 5,392 | Autres véhicules | 1987 | 39 |
| | | | | | | | | 1988 | 40 |
| **98,125** | **93,528** | **64,975** | **55,955** | **44,755** | **43,591** | **730,975** | **Total** | **1987** | 41 |
| | | | | | | | | **1988** | 42 |

**Saskatchewan** **TABLE 11A. Non-resident Travellers Entering Canada by Type of Transportation**

| No. | Type of transportation | | January - Janvier | February - Février | March - Mars | April - Avril | May - Mai | June - Juin | 6 months - mois |
|---|---|---|---|---|---|---|---|---|---|
| | | | Residents of the United States | | | | | | |
| | **Land:** | | | | | | | | |
| 1 | Automobile | 1987 | 7,313 | 6,973 | 7,410 | 8,791 | 13,854 | 25,020 | 69,361 |
| 2 | | 1988 | 6,611 | 7,095 | 7,877 | | | | |
| 3 | Same day | 1987 | 5,349 | 4,865 | 4,864 | 5,977 | 6,540 | 8,847 | 36,442 |
| 4 | | 1988 | 5,186 | 4,771 | 5,598 | | | | |
| 5 | One night | 1987 | 391 | 400 | 427 | 386 | 634 | 951 | 3,189 |
| 6 | | 1988 | 326 | 379 | 482 | | | | |
| 7 | Two or more nights | 1987 | 1,573 | 1,708 | 2,119 | 2,428 | 6,680 | 15,222 | 29,730 |
| 8 | | 1988 | 1,099 | 1,945 | 1,797 | | | | |
| 9 | Bus | 1987 | 168 | 215 | 165 | 156 | 620 | 834 | 2,158 |
| 10 | | 1988 | 436 | 427 | 256 | | | | |
| 11 | Same day | 1987 | 100 | 148 | 41 | 40 | 212 | 42 | 583 |
| 12 | | 1988 | 191 | 164 | 48 | | | | |
| 13 | One or more nights | 1987 | 68 | 67 | 124 | 116 | 408 | 792 | 1,575 |
| 14 | | 1988 | 245 | 263 | 208 | | | | |
| 15 | Rail | 1987 | - | - | - | - | - | - | - |
| 16 | | 1988 | - | - | - | | | | |
| 17 | Other methods | 1987 | 68 | 38 | 68 | 175 | 134 | 217 | 700 |
| 18 | | 1988 | 56 | 95 | 101 | | | | |
| 19 | **Total land** | **1987** | **7,549** | **7,226** | **7,643** | **9,122** | **14,608** | **26,071** | **72,219** |
| 20 | | **1988** | **7,103** | **7,617** | **8,234** | | | | |
| | **Air:** | | | | | | | | |
| 21 | Commercial | 1987 | 195 | 178 | 217 | 261 | 633 | 1,125 | 2,609 |
| 22 | | 1988 | 121 | 471 | 277 | | | | |
| 23 | Private | 1987 | 36 | 45 | 58 | 45 | 155 | 425 | 764 |
| 24 | | 1988 | 34 | 54 | 81 | | | | |
| 25 | **Total air** | **1987** | **231** | **223** | **275** | **306** | **788** | **1,550** | **3,373** |
| 26 | | **1988** | **155** | **525** | **358** | | | | |
| | **Marine:** | | | | | | | | |
| 27 | Commercial | 1987 | - | - | - | - | - | - | - |
| 28 | | 1988 | - | - | - | | | | |
| 29 | Private | 1987 | - | - | - | - | - | - | - |
| 30 | | 1988 | - | - | - | | | | |
| 31 | **Total marine** | **1987** | - | - | - | - | - | - | - |
| 32 | | **1988** | - | - | - | | | | |
| 33 | **Total** | **1987** | **7,780** | **7,449** | **7,918** | **9,428** | **15,396** | **27,621** | **75,592** |
| 34 | | **1988** | **7,258** | **8,142** | **8,592** | | | | |
| | | | Residents of countries other than the United States | | | | | | |
| | **Land(via the U.S.A.):** | | | | | | | | |
| 35 | Same day | 1987 | 4 | 4 | 10 | 8 | 25 | 37 | 88 |
| 36 | | 1988 | 2 | 2 | 5 | | | | |
| 37 | One or more nights | 1987 | 10 | 5 | 55 | 33 | 90 | 186 | 379 |
| 38 | | 1988 | 22 | 20 | 32 | | | | |
| 39 | **Total land** | **1987** | **14** | **9** | **65** | **41** | **115** | **223** | **467** |
| 40 | | **1988** | **24** | **22** | **37** | | | | |
| | **Air:** | | | | | | | | |
| 41 | Entering direct | 1987 | - | - | - | - | - | - | - |
| 42 | | 1988 | - | - | - | | | | |
| 43 | Entering via the U.S.A. | 1987 | 5 | 13 | 17 | 19 | 24 | 36 | 114 |
| 44 | | 1988 | 2 | 46 | 21 | | | | |
| 45 | **Total air** | **1987** | **5** | **13** | **17** | **19** | **24** | **36** | **114** |
| 46 | | **1988** | **2** | **46** | **21** | | | | |
| | **Marine:** | | | | | | | | |
| 47 | Entering direct | 1987 | - | - | - | - | - | - | - |
| 48 | | 1988 | - | - | - | | | | |
| 49 | Entering via the U.S.A. | 1987 | - | - | - | - | - | - | - |
| 50 | | 1988 | - | - | - | | | | |
| 51 | **Total marine** | **1987** | - | - | - | - | - | - | - |
| 52 | | **1988** | - | - | - | | | | |
| 53 | **Total** | **1987** | **19** | **22** | **82** | **60** | **139** | **259** | **581** |
| 54 | | **1988** | **26** | **68** | **58** | | | | |
| 55 | **Grand total** | **1987** | **7,799** | **7,471** | **8,000** | **9,488** | **15,535** | **27,880** | **76,173** |
| 56 | | **1988** | **7,284** | **8,210** | **8,650** | | | | |

**TABLEAU 11A. Voyageurs non résidents entrant au Canada, selon le moyen de transport** **Saskatchewan**

| July<br>-<br>Juillet | August<br>-<br>Août | September<br>-<br>Septembre | October<br>-<br>Octobre | November<br>-<br>Novembre | December<br>-<br>Décembre | Year<br>-<br>Année | Moyen de transport | | No |
|---|---|---|---|---|---|---|---|---|---|
| Résidents des États-Unis | | | | | | | | | |
| | | | | | | | **Par terre:** | | |
| 32,487 | 24,832 | 13,942 | 10,891 | 7,575 | 8,653 | 167,741 | Automobile | 1987 | 1 |
| | | | | | | | | 1988 | 2 |
| 10,640 | 9,012 | 6,229 | 4,899 | 4,780 | 5,888 | 77,890 | Même jour | 1987 | 3 |
| | | | | | | | | 1988 | 4 |
| 1,230 | 1,277 | 577 | 546 | 543 | 567 | 7,929 | Une nuit | 1987 | 5 |
| | | | | | | | | 1988 | 6 |
| 20,617 | 14,543 | 7,136 | 5,446 | 2,252 | 2,198 | 81,922 | Deux nuits ou plus | 1987 | 7 |
| | | | | | | | | 1988 | 8 |
| 1,836 | 657 | 241 | 194 | 137 | 255 | 5,478 | Autocar | 1987 | 9 |
| | | | | | | | | 1988 | 10 |
| 262 | 22 | 65 | 50 | 93 | 40 | 1,115 | Même jour | 1987 | 11 |
| | | | | | | | | 1988 | 12 |
| 1,574 | 635 | 176 | 144 | 44 | 215 | 4,363 | Une nuit ou plus | 1987 | 13 |
| | | | | | | | | 1988 | 14 |
| - | - | - | - | - | - | - | Chemin de fer | 1987 | 15 |
| | | | | | | | | 1988 | 16 |
| 229 | 185 | 129 | 147 | 109 | 61 | 1,560 | Autres moyens | 1987 | 17 |
| | | | | | | | | 1988 | 18 |
| **34,552** | **25,674** | **14,312** | **11,232** | **7,821** | **8,969** | **174,779** | **Total, par terre** | **1987** | 19 |
| | | | | | | | | **1988** | 20 |
| | | | | | | | **Par air:** | | |
| 1,122 | 1,317 | 577 | 505 | 342 | 342 | 6,814 | Commercial | 1987 | 21 |
| | | | | | | | | 1988 | 22 |
| 292 | 240 | 175 | 130 | 73 | 29 | 1,703 | Privé | 1987 | 23 |
| | | | | | | | | 1988 | 24 |
| **1,414** | **1,557** | **752** | **635** | **415** | **371** | **8,517** | **Total, par air** | **1987** | 25 |
| | | | | | | | | **1988** | 26 |
| | | | | | | | **Par mer:** | | |
| - | - | - | - | - | - | - | Commercial | 1987 | 27 |
| | | | | | | | | 1988 | 28 |
| - | - | - | - | - | - | - | Privé | 1987 | 29 |
| | | | | | | | | 1988 | 30 |
| - | - | - | - | - | - | - | **Total, par mer** | **1987** | 31 |
| | | | | | | | | **1988** | 32 |
| **35,966** | **27,231** | **15,064** | **11,867** | **8,236** | **9,340** | **183,296** | **Total** | **1987** | 33 |
| | | | | | | | | **1988** | 34 |
| Résidents des pays autres que les États-Unis | | | | | | | | | |
| | | | | | | | **Par terre (via les États-Unis):** | | |
| 47 | 30 | 16 | 16 | 3 | 2 | 202 | Même jour | 1987 | 35 |
| | | | | | | | | 1988 | 36 |
| 252 | 223 | 158 | 57 | 27 | 18 | 1,114 | Une nuit ou plus | 1987 | 37 |
| | | | | | | | | 1988 | 38 |
| **299** | **253** | **174** | **73** | **30** | **20** | **1,316** | **Total, par terre** | **1987** | 39 |
| | | | | | | | | **1988** | 40 |
| | | | | | | | **Par air:** | | |
| - | - | - | - | - | - | - | Entrée directe | 1987 | 41 |
| | | | | | | | | 1988 | 42 |
| 42 | 16 | 17 | 26 | 20 | - | 235 | Entrée via les États-Unis | 1987 | 43 |
| | | | | | | | | 1988 | 44 |
| **42** | **16** | **17** | **26** | **20** | **-** | **235** | **Total, par air** | **1987** | 45 |
| | | | | | | | | **1988** | 46 |
| | | | | | | | **Par mer:** | | |
| - | - | - | - | - | - | - | Entrée directe | 1987 | 47 |
| | | | | | | | | 1988 | 48 |
| - | - | - | - | - | - | - | Entrée via les États-Unis | 1987 | 49 |
| | | | | | | | | 1988 | 50 |
| - | - | - | - | - | - | - | **Total, par mer** | **1987** | 51 |
| | | | | | | | | **1988** | 52 |
| **341** | **269** | **191** | **99** | **50** | **20** | **1,551** | **Total** | **1987** | 53 |
| | | | | | | | | **1988** | 54 |
| **36,307** | **27,500** | **15,255** | **11,966** | **8,286** | **9,360** | **184,847** | **Total global** | **1987** | 55 |
| | | | | | | | | **1988** | 56 |

**Saskatchewan** **TABLE 11B. Non-resident Travellers Entering Canada by Country of Residence(1)**

| No. | Country of residence | | January - Janvier | February - Février | March - Mars | April - Avril | May - Mai | June - Juin | 6 months - mois |
|---|---|---|---|---|---|---|---|---|---|
| | **Europe:** | | | | | | | | |
| 1 | Austria | 1987 | 1 | - | - | 1 | - | 2 | 4 |
| 2 | | 1988 | - | 3 | - | | | | |
| 3 | Belgium | 1987 | - | - | - | - | - | 1 | 1 |
| 4 | | 1988 | - | - | 1 | | | | |
| 5 | Bulgaria | 1987 | - | - | - | - | - | - | - |
| 6 | | 1988 | - | - | - | | | | |
| 7 | Czechoslovakia | 1987 | - | - | - | - | - | - | - |
| 8 | | 1988 | - | - | - | | | | |
| 9 | Denmark | 1987 | 1 | 2 | 2 | - | 6 | 27 | 38 |
| 10 | | 1988 | 2 | 3 | 1 | | | | |
| 11 | Finland | 1987 | 1 | 1 | - | 1 | - | 2 | 5 |
| 12 | | 1988 | - | 2 | 1 | | | | |
| 13 | France | 1987 | - | 1 | 1 | 5 | 3 | 7 | 17 |
| 14 | | 1988 | - | 3 | 2 | | | | |
| 15 | Germany (Federal Republic) | 1987 | 1 | - | 5 | 13 | 15 | 44 | 78 |
| 16 | | 1988 | 1 | 10 | 8 | | | | |
| 17 | Greece | 1987 | - | - | - | - | - | 1 | 1 |
| 18 | | 1988 | - | - | 1 | | | | |
| 19 | Hungary | 1987 | 1 | - | - | - | - | 2 | 3 |
| 20 | | 1988 | - | - | - | | | | |
| 21 | Iceland | 1987 | - | - | 1 | - | 1 | - | 2 |
| 22 | | 1988 | - | - | - | | | | |
| 23 | Ireland (Republic) | 1987 | - | - | - | - | - | - | - |
| 24 | | 1988 | - | - | 1 | | | | |
| 25 | Italy | 1987 | - | - | - | 1 | 1 | 1 | 3 |
| 26 | | 1988 | - | - | 2 | | | | |
| 27 | Malta | 1987 | - | - | - | - | - | - | - |
| 28 | | 1988 | - | - | - | | | | |
| 29 | Netherlands, The | 1987 | 1 | - | - | - | 13 | 9 | 23 |
| 30 | | 1988 | - | - | 1 | | | | |
| 31 | Norway | 1987 | 2 | 1 | 1 | 7 | 6 | 21 | 38 |
| 32 | | 1988 | - | 8 | 5 | | | | |
| 33 | Poland | 1987 | - | - | - | 2 | - | 2 | 4 |
| 34 | | 1988 | - | - | - | | | | |
| 35 | Portugal | 1987 | - | - | - | - | 1 | - | 1 |
| 36 | | 1988 | - | - | - | | | | |
| 37 | Rumania | 1987 | - | - | - | - | - | - | - |
| 38 | | 1988 | - | - | - | | | | |
| 39 | Spain | 1987 | - | 4 | - | - | - | - | 4 |
| 40 | | 1988 | - | - | - | | | | |
| 41 | Sweden | 1987 | 1 | 2 | 2 | 1 | 8 | 10 | 24 |
| 42 | | 1988 | 1 | 2 | 6 | | | | |
| 43 | Switzerland | 1987 | - | - | - | 4 | 3 | 12 | 19 |
| 44 | | 1988 | - | 7 | 3 | | | | |
| 45 | Turkey | 1987 | - | - | - | - | - | - | - |
| 46 | | 1988 | - | - | - | | | | |
| 47 | United Kingdom | 1987 | 3 | 1 | 10 | 5 | 24 | 50 | 93 |
| 48 | | 1988 | 8 | 4 | 3 | | | | |
| 49 | U.S.S.R. | 1987 | - | - | - | - | - | - | - |
| 50 | | 1988 | - | 5 | - | | | | |
| 51 | Yugoslavia | 1987 | - | - | - | - | 2 | 2 | 4 |
| 52 | | 1988 | - | - | - | | | | |
| 53 | Other | 1987 | - | - | - | - | - | 1 | 1 |
| 54 | | 1988 | - | - | - | | | | |
| 55 | **Total** | **1987** | **12** | **12** | **22** | **40** | **83** | **194** | **363** |
| 56 | | **1988** | **12** | **47** | **35** | | | | |
| | **Africa:** | | | | | | | | |
| 57 | Algeria | 1987 | - | - | - | - | - | - | - |
| 58 | | 1988 | - | - | - | | | | |
| 59 | Egypt | 1987 | - | - | - | - | 1 | - | 1 |
| 60 | | 1988 | - | 4 | - | | | | |
| 61 | Nigeria | 1987 | - | 1 | - | - | - | 1 | 2 |
| 62 | | 1988 | - | - | - | | | | |
| 63 | South Africa | 1987 | - | 2 | - | - | 2 | 5 | 9 |
| 64 | | 1988 | - | - | - | | | | |
| 65 | Other | 1987 | - | - | - | 1 | - | - | 1 |
| 66 | | 1988 | 2 | - | - | | | | |
| 67 | **Total** | **1987** | **-** | **3** | **-** | **1** | **3** | **6** | **13** |
| 68 | | **1988** | **2** | **4** | **-** | | | | |
| | **Asia:** | | | | | | | | |
| 69 | China | 1987 | - | - | 1 | - | - | 1 | 2 |
| 70 | | 1988 | 1 | 6 | - | | | | |
| 71 | Hong Kong | 1987 | 2 | - | 3 | 3 | 10 | 10 | 28 |
| 72 | | 1988 | 1 | 2 | 3 | | | | |
| 73 | India | 1987 | - | 2 | - | 2 | 5 | 1 | 10 |
| 74 | | 1988 | - | 1 | - | | | | |
| 75 | Iran | 1987 | - | - | - | - | - | - | - |
| 76 | | 1988 | - | - | - | | | | |

See footnote(s) at end of table.

**TABLEAU 11B. Voyageurs non résidents entrant au Canada, selon le pays de résidence(1)** **Saskatchewan**

| July<br>Juillet | August<br>Août | September<br>Septembre | October<br>Octobre | November<br>Novembre | December<br>Décembre | Year<br>Année | Pays de résidence | | No |
|---|---|---|---|---|---|---|---|---|---|
| | | | | | | | **Europe:** | | |
| 1 | 1 | - | 1 | - | - | 7 | Autriche | 1987 | 1 |
| | | | | | | | | 1988 | 2 |
| 4 | 7 | - | 4 | - | - | 16 | Belgique | 1987 | 3 |
| | | | | | | | | 1988 | 4 |
| - | - | - | - | - | - | - | Bulgarie | 1987 | 5 |
| | | | | | | | | 1988 | 6 |
| 2 | - | - | - | - | - | 2 | Tchécoslovaquie | 1987 | 7 |
| | | | | | | | | 1988 | 8 |
| 22 | 11 | 9 | 9 | 2 | 1 | 92 | Danemark | 1987 | 9 |
| | | | | | | | | 1988 | 10 |
| 2 | 1 | - | - | 2 | - | 10 | Finlande | 1987 | 11 |
| | | | | | | | | 1988 | 12 |
| 10 | 12 | 5 | 2 | 1 | - | 47 | France | 1987 | 13 |
| | | | | | | | | 1988 | 14 |
| 61 | 36 | 43 | 10 | 7 | - | 235 | Allemagne (République fédérale) | 1987 | 15 |
| | | | | | | | | 1988 | 16 |
| - | - | 1 | 1 | - | - | 3 | Grèce | 1987 | 17 |
| | | | | | | | | 1988 | 18 |
| 2 | - | - | - | - | 2 | 7 | Hongrie | 1987 | 19 |
| | | | | | | | | 1988 | 20 |
| 5 | - | - | - | - | - | 7 | Islande | 1987 | 21 |
| | | | | | | | | 1988 | 22 |
| 8 | 4 | - | - | - | - | 12 | Irlande (République d') | 1987 | 23 |
| | | | | | | | | 1988 | 24 |
| - | 2 | - | - | - | 2 | 7 | Italie | 1987 | 25 |
| | | | | | | | | 1988 | 26 |
| - | - | - | - | - | - | - | Malte | 1987 | 27 |
| | | | | | | | | 1988 | 28 |
| 17 | 10 | 9 | 6 | 1 | - | 66 | Pays-Bas | 1987 | 29 |
| | | | | | | | | 1988 | 30 |
| 39 | 8 | 5 | 9 | 3 | 1 | 103 | Norvège | 1987 | 31 |
| | | | | | | | | 1988 | 32 |
| 1 | 5 | - | - | - | - | 10 | Pologne | 1987 | 33 |
| | | | | | | | | 1988 | 34 |
| - | - | - | - | - | - | 1 | Portugal | 1987 | 35 |
| | | | | | | | | 1988 | 36 |
| - | - | - | - | - | - | - | Roumanie | 1987 | 37 |
| | | | | | | | | 1988 | 38 |
| 1 | 4 | - | - | - | - | 9 | Espagne | 1987 | 39 |
| | | | | | | | | 1988 | 40 |
| 9 | 5 | - | 4 | 1 | - | 43 | Suède | 1987 | 41 |
| | | | | | | | | 1988 | 42 |
| 8 | 4 | 7 | 6 | 1 | - | 45 | Suisse | 1987 | 43 |
| | | | | | | | | 1988 | 44 |
| - | - | - | - | - | - | - | Turquie | 1987 | 45 |
| | | | | | | | | 1988 | 46 |
| 67 | 88 | 47 | 12 | 11 | 2 | 320 | Royaume-Uni | 1987 | 47 |
| | | | | | | | | 1988 | 48 |
| - | - | - | - | - | - | - | U.R.S.S. | 1987 | 49 |
| | | | | | | | | 1988 | 50 |
| - | - | - | - | - | - | 4 | Yougoslavie | 1987 | 51 |
| | | | | | | | | 1988 | 52 |
| - | - | - | - | - | - | 1 | Autres | 1987 | 53 |
| | | | | | | | | 1988 | 54 |
| **259** | **198** | **126** | **64** | **29** | **8** | **1,047** | **Total** | **1987** | 55 |
| | | | | | | | | **1988** | 56 |
| | | | | | | | **Afrique:** | | |
| - | - | - | - | - | - | - | Algérie | 1987 | 57 |
| | | | | | | | | 1988 | 58 |
| 3 | - | - | - | 1 | - | 5 | Égypte | 1987 | 59 |
| | | | | | | | | 1988 | 60 |
| - | - | 2 | - | - | - | 4 | Nigeria | 1987 | 61 |
| | | | | | | | | 1988 | 62 |
| 2 | 2 | 5 | - | 2 | - | 20 | Afrique du Sud | 1987 | 63 |
| | | | | | | | | 1988 | 64 |
| 1 | - | 1 | 1 | 2 | - | 6 | Autres | 1987 | 65 |
| | | | | | | | | 1988 | 66 |
| **6** | **2** | **8** | **1** | **5** | **-** | **35** | **Total** | **1987** | 67 |
| | | | | | | | | **1988** | 68 |
| | | | | | | | **Asie:** | | |
| - | 6 | - | 3 | - | - | 11 | Chine | 1987 | 69 |
| | | | | | | | | 1988 | 70 |
| 3 | 3 | 2 | - | - | - | 36 | Hong-Kong | 1987 | 71 |
| | | | | | | | | 1988 | 72 |
| 7 | - | 5 | 7 | 1 | 1 | 31 | Inde | 1987 | 73 |
| | | | | | | | | 1988 | 74 |
| - | - | - | - | - | - | - | Iran | 1987 | 75 |
| | | | | | | | | 1988 | 76 |

Voir renvoi(s) à la fin du tableau.

**Saskatchewan** **TABLE 11B. Non-resident Travellers Entering Canada by Country of Residence(1) – Concluded**

| No. | Country of residence | | January – Janvier | February – Février | March – Mars | April – Avril | May – Mai | June – Juin | 6 months – mois |
|---|---|---|---|---|---|---|---|---|---|
| | **Asia – Concluded:** | | | | | | | | |
| 1 | Israel | 1987 | - | - | - | - | - | - | - |
| 2 | | 1988 | - | - | - | | | | |
| 3 | Japan | 1987 | - | 1 | 3 | 1 | 7 | 13 | 25 |
| 4 | | 1988 | 3 | 4 | 4 | | | | |
| 5 | Korea, South | 1987 | - | - | - | - | - | - | - |
| 6 | | 1988 | - | - | - | | | | |
| 7 | Lebanon | 1987 | - | - | - | - | - | 2 | 2 |
| 8 | | 1988 | - | - | - | | | | |
| 9 | Malaysia | 1987 | - | - | - | 1 | 1 | 1 | 3 |
| 10 | | 1988 | - | - | - | | | | |
| 11 | Pakistan | 1987 | - | - | - | - | - | - | - |
| 12 | | 1988 | - | - | - | | | | |
| 13 | Philippines | 1987 | - | 1 | - | - | 2 | - | 3 |
| 14 | | 1988 | 1 | - | - | | | | |
| 15 | Singapore | 1987 | - | - | - | - | - | - | - |
| 16 | | 1988 | - | - | - | | | | |
| 17 | Taiwan | 1987 | - | - | - | 1 | 1 | - | 2 |
| 18 | | 1988 | - | - | - | | | | |
| 19 | Other | 1987 | - | - | - | 1 | 6 | 5 | 12 |
| 20 | | 1988 | - | - | 3 | | | | |
| 21 | **Total** | **1987** | **2** | **4** | **7** | **9** | **32** | **33** | **87** |
| 22 | | **1988** | **6** | **13** | **10** | | | | |
| | **North America, Central America and Caribbean:** | | | | | | | | |
| 23 | Bahamas | 1987 | - | - | - | - | - | - | - |
| 24 | | 1988 | - | - | - | | | | |
| 25 | Barbados | 1987 | - | - | - | - | - | - | - |
| 26 | | 1988 | - | - | - | | | | |
| 27 | Bermuda | 1987 | - | - | - | - | - | - | - |
| 28 | | 1988 | - | - | - | | | | |
| 29 | Cuba | 1987 | - | - | - | - | - | - | - |
| 30 | | 1988 | - | - | - | | | | |
| 31 | Dominican Republic | 1987 | - | - | - | - | - | - | - |
| 32 | | 1988 | - | - | - | | | | |
| 33 | Haiti | 1987 | - | - | - | - | - | - | - |
| 34 | | 1988 | - | - | - | | | | |
| 35 | Jamaica | 1987 | - | - | - | - | - | 1 | 1 |
| 36 | | 1988 | - | - | - | | | | |
| 37 | Mexico | 1987 | - | 2 | 3 | 7 | 4 | 2 | 18 |
| 38 | | 1988 | - | - | 2 | | | | |
| 39 | St. Pierre and Miquelon | 1987 | - | - | - | - | - | - | - |
| 40 | | 1988 | - | - | - | | | | |
| 41 | Trinidad and Tobago | 1987 | - | - | - | - | - | - | - |
| 42 | | 1988 | - | - | - | | | | |
| 43 | Other | 1987 | 3 | - | 41 | - | - | 3 | 47 |
| 44 | | 1988 | 2 | - | 3 | | | | |
| 45 | **Total** | **1987** | **3** | **2** | **44** | **7** | **4** | **6** | **66** |
| 46 | | **1988** | **2** | - | **5** | | | | |
| | **South America:** | | | | | | | | |
| 47 | Argentina | 1987 | - | - | - | - | - | 1 | 1 |
| 48 | | 1988 | - | - | - | | | | |
| 49 | Brazil | 1987 | - | - | - | - | 1 | - | 1 |
| 50 | | 1988 | - | - | - | | | | |
| 51 | Colombia | 1987 | - | - | - | - | - | 1 | 1 |
| 52 | | 1988 | - | - | - | | | | |
| 53 | Guyana | 1987 | - | - | - | - | - | - | - |
| 54 | | 1988 | - | - | - | | | | |
| 55 | Venezuela | 1987 | - | - | - | - | - | - | - |
| 56 | | 1988 | - | - | - | | | | |
| 57 | Other | 1987 | - | - | 1 | - | - | - | 1 |
| 58 | | 1988 | - | - | - | | | | |
| 59 | **Total** | **1987** | - | - | **1** | - | 1 | **2** | **4** |
| 60 | | **1988** | - | - | - | | | | |
| | **Oceania and other Ocean Islands:** | | | | | | | | |
| 61 | Australia | 1987 | - | 1 | 8 | 2 | 14 | 13 | 38 |
| 62 | | 1988 | 3 | 3 | 5 | | | | |
| 63 | New Zealand | 1987 | 2 | - | - | 1 | 2 | 5 | 10 |
| 64 | | 1988 | 1 | 1 | 3 | | | | |
| 65 | Other | 1987 | - | - | - | - | - | - | - |
| 66 | | 1988 | - | - | - | | | | |
| 67 | **Total** | **1987** | **2** | **1** | **8** | **3** | **16** | **18** | **48** |
| 68 | | **1988** | **4** | **4** | **8** | | | | |
| 69 | **Grand total** | **1987** | **19** | **22** | **82** | **60** | **139** | **259** | **581** |
| 70 | | **1988** | **26** | **68** | **58** | | | | |

(1) Additional data are available by country on request.

**TABLEAU 11B. Voyageurs non résidents entrant au Canada, selon le pays de résidence(1) – fin** **Saskatchewan**

| July<br>Juillet | August<br>Août | September<br>Septembre | October<br>Octobre | November<br>Novembre | December<br>Décembre | Year<br>Année | Pays de résidence | | No |
|---|---|---|---|---|---|---|---|---|---|
| | | | | | | | **Asie – fin:** | | |
| 1 | - | - | - | - | - | 1 | Israël | 1987 | 1 |
| | | | | | | | | 1988 | 2 |
| 2 | 8 | 2 | 1 | 3 | - | 41 | Japon | 1987 | 3 |
| | | | | | | | | 1988 | 4 |
| - | 2 | - | 2 | - | - | 4 | Corée du Sud | 1987 | 5 |
| | | | | | | | | 1988 | 6 |
| - | - | - | - | - | - | 2 | Liban | 1987 | 7 |
| | | | | | | | | 1988 | 8 |
| - | - | 2 | 1 | - | - | 6 | Malaisie | 1987 | 9 |
| | | | | | | | | 1988 | 10 |
| 5 | 4 | 5 | - | - | 1 | 15 | Pakistan | 1987 | 11 |
| | | | | | | | | 1988 | 12 |
| 2 | - | 1 | - | - | - | 6 | Philippines | 1987 | 13 |
| | | | | | | | | 1988 | 14 |
| - | - | - | 1 | 1 | - | 2 | Singapour | 1987 | 15 |
| | | | | | | | | 1988 | 16 |
| - | - | - | - | - | - | 2 | Taïwan | 1987 | 17 |
| | | | | | | | | 1988 | 18 |
| 1 | - | - | - | 2 | - | 15 | Autres | 1987 | 19 |
| | | | | | | | | 1988 | 20 |
| **21** | **23** | **17** | **15** | **7** | **2** | **172** | **Total** | **1987** | 21 |
| | | | | | | | | **1988** | 22 |
| | | | | | | | **Amérique du Nord, Amérique centrale et Antilles:** | | |
| - | - | - | - | - | - | - | Bahamas | 1987 | 23 |
| | | | | | | | | 1988 | 24 |
| - | - | - | - | - | - | - | Barbade | 1987 | 25 |
| | | | | | | | | 1988 | 26 |
| - | - | - | - | - | - | - | Bermudes | 1987 | 27 |
| | | | | | | | | 1988 | 28 |
| - | - | - | - | - | - | - | Cuba | 1987 | 29 |
| | | | | | | | | 1988 | 30 |
| - | - | - | - | - | - | - | Dominicaine (République) | 1987 | 31 |
| | | | | | | | | 1988 | 32 |
| 1 | - | - | - | - | - | 1 | Haïti | 1987 | 33 |
| | | | | | | | | 1988 | 34 |
| - | - | - | - | - | - | 1 | Jamaïque | 1987 | 35 |
| | | | | | | | | 1988 | 36 |
| 11 | 6 | 6 | - | - | 1 | 42 | Mexique | 1987 | 37 |
| | | | | | | | | 1988 | 38 |
| - | - | - | - | - | - | - | St. Pierre-et-Miquelon | 1987 | 39 |
| | | | | | | | | 1988 | 40 |
| - | 4 | - | - | - | - | 4 | Trinité et Tobago | 1987 | 41 |
| | | | | | | | | 1988 | 42 |
| 3 | 2 | 1 | - | - | - | 53 | Autres | 1987 | 43 |
| | | | | | | | | 1988 | 44 |
| **15** | **12** | **7** | **-** | **-** | **1** | **101** | **Total** | **1987** | 45 |
| | | | | | | | | **1988** | 46 |
| | | | | | | | **Amérique du Sud:** | | |
| - | - | - | - | - | - | 1 | Argentine | 1987 | 47 |
| | | | | | | | | 1988 | 48 |
| 2 | 7 | - | - | 1 | - | 11 | Brésil | 1987 | 49 |
| | | | | | | | | 1988 | 50 |
| - | - | - | 1 | - | 3 | 5 | Colombie | 1987 | 51 |
| | | | | | | | | 1988 | 52 |
| - | 1 | - | - | - | - | 1 | Guyane | 1987 | 53 |
| | | | | | | | | 1988 | 54 |
| - | - | - | - | - | - | - | Venezuela | 1987 | 55 |
| | | | | | | | | 1988 | 56 |
| - | 1 | - | - | - | - | 2 | Autres | 1987 | 57 |
| | | | | | | | | 1988 | 58 |
| **2** | **9** | **-** | **1** | **1** | **3** | **20** | **Total** | **1987** | 59 |
| | | | | | | | | **1988** | 60 |
| | | | | | | | **Océanie et autres îles océaniques:** | | |
| 27 | 12 | 23 | 13 | 5 | 6 | 124 | Australie | 1987 | 61 |
| | | | | | | | | 1988 | 62 |
| 11 | 13 | 10 | 5 | 3 | - | 52 | Nouvelle-Zélande | 1987 | 63 |
| | | | | | | | | 1988 | 64 |
| - | - | - | - | - | - | - | Autres | 1987 | 65 |
| | | | | | | | | 1988 | 66 |
| **38** | **25** | **33** | **18** | **8** | **6** | **176** | **Total** | **1987** | 67 |
| | | | | | | | | **1988** | 68 |
| **341** | **269** | **191** | **99** | **50** | **20** | **1,551** | **Total global** | **1987** | 69 |
| | | | | | | | | **1988** | 70 |

(1) D'autres renseignements sont disponibles par pays, sur demande.

**Saskatchewan** **TABLE 11C. Resident Travellers Returning to Canada by Type of Transportation**

| No. | Type of transportation | | January - Janvier | February - Février | March - Mars | April - Avril | May - Mai | June - Juin | 6 months - mois |
|---|---|---|---|---|---|---|---|---|---|
| | | | Returning from the United States(1) | | | | | | |
| | **Land:** | | | | | | | | |
| 1 | Automobile | 1987 | 26,562 | 26,251 | 28,145 | 36,373 | 40,162 | 39,989 | 197,482 |
| 2 | | 1988 | 28,507 | 30,408 | 33,425 | | | | |
| 3 | Same day | 1987 | 17,396 | 17,342 | 17,946 | 22,719 | 28,802 | 28,483 | 132,688 |
| 4 | | 1988 | 18,467 | 19,444 | 22,822 | | | | |
| 5 | One night | 1987 | 1,194 | 932 | 1,112 | 1,207 | 1,865 | 1,548 | 7,858 |
| 6 | | 1988 | 1,224 | 1,095 | 1,246 | | | | |
| 7 | Two or more nights | 1987 | 7,972 | 7,977 | 9,087 | 12,447 | 9,495 | 9,958 | 56,936 |
| 8 | | 1988 | 8,816 | 9,869 | 9,357 | | | | |
| 9 | Bus | 1987 | 1,042 | 1,234 | 1,358 | 621 | 483 | 629 | 5,367 |
| 10 | | 1988 | 1,117 | 1,361 | 1,164 | | | | |
| 11 | Same day | 1987 | 113 | 284 | 124 | 282 | 70 | 205 | 1,078 |
| 12 | | 1988 | 152 | 259 | 204 | | | | |
| 13 | One or more nights | 1987 | 929 | 950 | 1,234 | 339 | 413 | 424 | 4,289 |
| 14 | | 1988 | 965 | 1,102 | 960 | | | | |
| 15 | Rail | 1987 | - | - | - | - | - | - | - |
| 16 | | 1988 | - | - | - | | | | |
| 17 | Other methods | 1987 | 320 | 201 | 320 | 559 | 670 | 740 | 2,810 |
| 18 | | 1988 | 225 | 260 | 314 | | | | |
| 19 | **Total land** | **1987** | **27,924** | **27,686** | **29,823** | **37,553** | **41,315** | **41,358** | **205,659** |
| 20 | | **1988** | **29,849** | **32,029** | **34,903** | | | | |
| | **Air:** | | | | | | | | |
| 21 | Commercial | 1987 | 2,150 | 3,164 | 3,629 | 2,328 | 800 | 570 | 12,641 |
| 22 | | 1988 | 3,884 | 4,563 | 3,762 | | | | |
| 23 | Private | 1987 | 70 | 77 | 177 | 123 | 86 | 84 | 617 |
| 24 | | 1988 | 113 | 109 | 118 | | | | |
| 25 | **Total air** | **1987** | **2,220** | **3,241** | **3,806** | **2,451** | **886** | **654** | **13,258** |
| 26 | | **1988** | **3,997** | **4,672** | **3,880** | | | | |
| | **Marine:** | | | | | | | | |
| 27 | Commercial | 1987 | - | - | - | - | - | - | - |
| 28 | | 1988 | - | - | - | | | | |
| 29 | Private | 1987 | - | - | - | - | - | - | - |
| 30 | | 1988 | - | - | - | | | | |
| 31 | **Total marine** | **1987** | **-** | **-** | **-** | **-** | **-** | **-** | **-** |
| 32 | | **1988** | **-** | **-** | **-** | | | | |
| 33 | **Total** | **1987** | **30,144** | **30,927** | **33,629** | **40,004** | **42,201** | **42,012** | **218,917** |
| 34 | | **1988** | **33,846** | **36,701** | **38,783** | | | | |
| | | | Returning from countries other than the United States(2) | | | | | | |
| | **Land (Via the U.S.A.):** | | | | | | | | |
| 35 | 1987 | | - | - | - | - | 2 | - | 2 |
| 36 | 1988 | | - | - | - | | | | |
| | **Air:** | | | | | | | | |
| 37 | Returning direct | 1987 | 15 | - | 7 | - | - | 1 | 23 |
| 38 | | 1988 | 3 | 296 | 148 | | | | |
| 39 | Returning via the U.S.A. | 1987 | 83 | 94 | 40 | 59 | 15 | 10 | 301 |
| 40 | | 1988 | 3 | 29 | 38 | | | | |
| 41 | **Total air** | **1987** | **98** | **94** | **47** | **59** | **15** | **11** | **324** |
| 42 | | **1988** | **6** | **325** | **186** | | | | |
| | **Marine:** | | | | | | | | |
| 43 | Returning direct | 1987 | - | - | - | - | - | - | - |
| 44 | | 1988 | - | - | - | | | | |
| 45 | Returning via the U.S.A. | 1987 | - | - | - | - | - | - | - |
| 46 | | 1988 | - | - | - | | | | |
| 47 | **Total marine** | **1987** | **-** | **-** | **-** | **-** | **-** | **-** | **-** |
| 48 | | **1988** | **-** | **-** | **-** | | | | |
| 49 | **Total** | **1987** | **98** | **94** | **47** | **59** | **17** | **11** | **326** |
| 50 | | **1988** | **6** | **325** | **186** | | | | |
| 51 | **Grand total** | **1987** | **30,242** | **31,021** | **33,676** | **40,063** | **42,218** | **42,023** | **219,243** |
| 52 | | **1988** | **33,852** | **37,026** | **38,969** | | | | |

(1) Continental United States, Alaska and Hawaii.
(2) Includes Puerto Rico and other U.S. protectorates.

**TABLEAU 11C. Voyageurs résidents revenant au Canada, selon le moyen de transport** **Saskatchewan**

| July<br>-<br>Juillet | August<br>-<br>Août | September<br>-<br>Septembre | October<br>-<br>Octobre | November<br>-<br>Novembre | December<br>-<br>Décembre | Year<br>-<br>Année | Moyen de transport | | No |
|---|---|---|---|---|---|---|---|---|---|
| Rentrée des États-Unis(1) | | | | | | | | | |
| | | | | | | | **Par terre:** | | |
| 65,721 | 57,812 | 39,722 | 36,744 | 33,817 | 34,143 | 465,441 | Automobile | 1987 | 1 |
| | | | | | | | | 1988 | 2 |
| 35,837 | 29,954 | 25,392 | 23,410 | 24,477 | 26,017 | 297,775 | Même jour | 1987 | 3 |
| | | | | | | | | 1988 | 4 |
| 2,706 | 2,107 | 1,789 | 1,463 | 1,441 | 1,325 | 18,689 | Une nuit | 1987 | 5 |
| | | | | | | | | 1988 | 6 |
| 27,178 | 25,751 | 12,541 | 11,871 | 7,899 | 6,801 | 148,977 | Deux nuits ou plus | 1987 | 7 |
| | | | | | | | | 1988 | 8 |
| 718 | 604 | 479 | 1,183 | 580 | 775 | 9,706 | Autocar | 1987 | 9 |
| | | | | | | | | 1988 | 10 |
| 54 | 65 | 258 | 155 | 181 | 312 | 2,103 | Même jour | 1987 | 11 |
| | | | | | | | | 1988 | 12 |
| 664 | 539 | 221 | 1,028 | 399 | 463 | 7,603 | Une nuit ou plus | 1987 | 13 |
| | | | | | | | | 1988 | 14 |
| - | - | - | - | - | - | - | Chemin de fer | 1987 | 15 |
| | | | | | | | | 1988 | 16 |
| 847 | 947 | 609 | 350 | 328 | 283 | 6,174 | Autres moyens | 1987 | 17 |
| | | | | | | | | 1988 | 18 |
| **67,286** | **59,363** | **40,810** | **38,277** | **34,725** | **35,201** | **481,321** | **Total, par terre** | **1987** | 19 |
| | | | | | | | | **1988** | 20 |
| | | | | | | | **Par air:** | | |
| 763 | 766 | 533 | 639 | 1,462 | 1,525 | 18,329 | Commercial | 1987 | 21 |
| | | | | | | | | 1988 | 22 |
| 177 | 186 | 132 | 146 | 99 | 102 | 1,459 | Privé | 1987 | 23 |
| | | | | | | | | 1988 | 24 |
| **940** | **952** | **665** | **785** | **1,561** | **1,627** | **19,788** | **Total, par air** | **1987** | 25 |
| | | | | | | | | **1988** | 26 |
| | | | | | | | **Par mer:** | | |
| - | - | - | - | - | - | - | Commercial | 1987 | 27 |
| | | | | | | | | 1988 | 28 |
| - | - | - | - | - | - | - | Privé | 1987 | 29 |
| | | | | | | | | 1988 | 30 |
| **-** | **-** | **-** | **-** | **-** | **-** | **-** | **Total, par mer** | **1987** | 31 |
| | | | | | | | | **1988** | 32 |
| **68,226** | **60,315** | **41,475** | **39,062** | **36,286** | **36,828** | **501,109** | **Total** | **1987** | 33 |
| | | | | | | | | **1988** | 34 |
| Rentrée des pays autres que les États-Unis(2) | | | | | | | | | |
| | | | | | | | **Par terre (via les États-Unis):** | | |
| 16 | 2 | 1 | 3 | - | - | 24 | 1987 | | 35 |
| | | | | | | | 1988 | | 36 |
| | | | | | | | **Par air:** | | |
| - | - | - | - | 4 | - | 27 | Rentrée directe | 1987 | 37 |
| | | | | | | | | 1988 | 38 |
| 6 | 6 | 4 | 1 | 23 | 83 | 424 | Rentrée via les États-Unis | 1987 | 39 |
| | | | | | | | | 1988 | 40 |
| **6** | **6** | **4** | **1** | **27** | **83** | **451** | **Total, par air** | **1987** | 41 |
| | | | | | | | | **1988** | 42 |
| | | | | | | | **Par mer:** | | |
| - | - | - | - | - | - | - | Rentrée directe | 1987 | 43 |
| | | | | | | | | 1988 | 44 |
| - | - | - | - | - | - | - | Rentrée via les États-Unis | 1987 | 45 |
| | | | | | | | | 1988 | 46 |
| **-** | **-** | **-** | **-** | **-** | **-** | **-** | **Total, par mer** | **1987** | 47 |
| | | | | | | | | **1988** | 48 |
| **22** | **8** | **5** | **4** | **27** | **83** | **475** | **Total** | **1987** | 49 |
| | | | | | | | | **1988** | 50 |
| **68,248** | **60,323** | **41,480** | **39,066** | **36,313** | **36,911** | **501,584** | **Total global** | **1987** | 51 |
| | | | | | | | | **1988** | 52 |

(1) États-Unis continentaux, Alaska et Hawaï.
(2) Comprend Porto-Rico et les autres protections des États-Unis.

**Saskatchewan** **TABLE 11D. Number of Vehicles Travelling Between Canada and the United States**

| No. | Type of vehicle | | January - Janvier | February - Février | March - Mars | April - Avril | May - Mai | June - Juin | 6 months - mois |
|---|---|---|---|---|---|---|---|---|---|
| | | | United States vehicles | | | | | | |
| | **Automobile:** | | | | | | | | |
| 1 | Same day | 1987 | 2,540 | 2,333 | 2,492 | 3,044 | 3,428 | 4,009 | 17,846 |
| 2 | | 1988 | 2,504 | 2,362 | 2,675 | | | | |
| 3 | One night | 1987 | 157 | 155 | 185 | 185 | 294 | 383 | 1,359 |
| 4 | | 1988 | 145 | 175 | 222 | | | | |
| 5 | Two or more nights | 1987 | 652 | 694 | 880 | 1,067 | 2,668 | 5,502 | 11,463 |
| 6 | | 1988 | 480 | 778 | 756 | | | | |
| 7 | **Total** | **1987** | **3,349** | **3,182** | **3,557** | **4,296** | **6,390** | **9,894** | **30,668** |
| 8 | | **1988** | **3,129** | **3,315** | **3,653** | | | | |
| 9 | Trucks used commercially | 1987 | 1,336 | 1,193 | 1,396 | 1,395 | 1,381 | 1,228 | 7,929 |
| 10 | | 1988 | 1,357 | 1,547 | 1,850 | | | | |
| 11 | Other vehicles | 1987 | - | - | - | 22 | 20 | 82 | 124 |
| 12 | | 1988 | - | - | 1 | | | | |
| 13 | **Total** | **1987** | **4,685** | **4,375** | **4,953** | **5,713** | **7,791** | **11,204** | **38,721** |
| 14 | | **1988** | **4,486** | **4,862** | **5,504** | | | | |
| | | | Canadian vehicles | | | | | | |
| | **Automobile:** | | | | | | | | |
| 15 | Same day | 1987 | 7,385 | 7,447 | 7,876 | 9,521 | 11,924 | 12,003 | 56,156 |
| 16 | | 1988 | 8,179 | 8,528 | 10,114 | | | | |
| 17 | One night | 1987 | 491 | 383 | 491 | 541 | 835 | 688 | 3,429 |
| 18 | | 1988 | 556 | 479 | 559 | | | | |
| 19 | Two or more nights | 1987 | 2,682 | 2,796 | 3,447 | 4,774 | 3,714 | 3,856 | 21,269 |
| 20 | | 1988 | 2,997 | 3,407 | 3,709 | | | | |
| 21 | **Total** | **1987** | **10,558** | **10,626** | **11,814** | **14,836** | **16,473** | **16,547** | **80,854** |
| 22 | | **1988** | **11,732** | **12,414** | **14,382** | | | | |
| 23 | Trucks used commercially | 1987 | 3,135 | 2,907 | 3,222 | 3,433 | 3,184 | 3,001 | 18,882 |
| 24 | | 1988 | 2,940 | 3,144 | 3,646 | | | | |
| 25 | Other vehicles | 1987 | 30 | - | 15 | 161 | 246 | 329 | 781 |
| 26 | | 1988 | 1 | 47 | 13 | | | | |
| 27 | **Total** | **1987** | **13,723** | **13,533** | **15,051** | **18,430** | **19,903** | **19,877** | **100,517** |
| 28 | | **1988** | **14,673** | **15,605** | **18,041** | | | | |
| | | | Total vehicles | | | | | | |
| | **Automobile:** | | | | | | | | |
| 29 | Same day | 1987 | 9,925 | 9,780 | 10,368 | 12,565 | 15,352 | 16,012 | 74,002 |
| 30 | | 1988 | 10,683 | 10,890 | 12,789 | | | | |
| 31 | One night | 1987 | 648 | 538 | 676 | 726 | 1,129 | 1,071 | 4,788 |
| 32 | | 1988 | 701 | 654 | 781 | | | | |
| 33 | Two or more nights | 1987 | 3,334 | 3,490 | 4,327 | 5,841 | 6,382 | 9,358 | 32,732 |
| 34 | | 1988 | 3,477 | 4,185 | 4,465 | | | | |
| 35 | **Total** | **1987** | **13,907** | **13,808** | **15,371** | **19,132** | **22,863** | **26,441** | **111,522** |
| 36 | | **1988** | **14,861** | **15,729** | **18,035** | | | | |
| 37 | Trucks used commercially | 1987 | 4,471 | 4,100 | 4,618 | 4,828 | 4,565 | 4,229 | 26,811 |
| 38 | | 1988 | 4,297 | 4,691 | 5,496 | | | | |
| 39 | Other vehicles | 1987 | 30 | - | 15 | 183 | 266 | 411 | 905 |
| 40 | | 1988 | 1 | 47 | 14 | | | | |
| 41 | **Total** | **1987** | **18,408** | **17,908** | **20,004** | **24,143** | **27,694** | **31,081** | **139,238** |
| 42 | | **1988** | **19,159** | **20,467** | **23,545** | | | | |

**TABLEAU 11D. Nombre de véhicules voyageant entre le Canada et les États-Unis** **Saskatchewan**

| July - Juillet | August - Août | September - Septembre | October - Octobre | November - Novembre | December - Décembre | Year - Année | Genre de véhicule | | No |
|---|---|---|---|---|---|---|---|---|---|
| | | | | Véhicules des États-Unis | | | | | |
| | | | | | | | **Automobile:** | | |
| 4,338 | 3,980 | 3,356 | 2,662 | 2,469 | 2,810 | 37,461 | Même jour | 1987 | 1 |
| | | | | | | | | 1988 | 2 |
| 467 | 456 | 279 | 241 | 248 | 250 | 3,300 | Une nuit | 1987 | 3 |
| | | | | | | | | 1988 | 4 |
| 7,174 | 5,199 | 2,936 | 2,171 | 1,007 | 877 | 30,827 | Deux nuits ou plus | 1987 | 5 |
| | | | | | | | | 1988 | 6 |
| **11,979** | **9,635** | **6,571** | **5,074** | **3,724** | **3,937** | **71,588** | **Total** | **1987** | 7 |
| | | | | | | | | **1988** | 8 |
| 1,255 | 1,293 | 1,141 | 1,439 | 1,324 | 1,437 | 15,818 | Camions commerciaux | 1987 | 9 |
| | | | | | | | | 1988 | 10 |
| 103 | 66 | 18 | 17 | - | - | 328 | Autres véhicules | 1987 | 11 |
| | | | | | | | | 1988 | 12 |
| **13,337** | **10,994** | **7,730** | **6,530** | **5,048** | **5,374** | **87,734** | **Total** | **1987** | 13 |
| | | | | | | | | **1988** | 14 |
| | | | | Véhicules du Canada | | | | | |
| | | | | | | | **Automobile:** | | |
| 14,158 | 12,255 | 10,951 | 10,080 | 10,411 | 11,141 | 125,152 | Même jour | 1987 | 15 |
| | | | | | | | | 1988 | 16 |
| 1,075 | 860 | 787 | 661 | 643 | 549 | 8,004 | Une nuit | 1987 | 17 |
| | | | | | | | | 1988 | 18 |
| 9,093 | 8,714 | 4,830 | 4,424 | 2,933 | 2,436 | 53,699 | Deux nuits ou plus | 1987 | 19 |
| | | | | | | | | 1988 | 20 |
| **24,326** | **21,829** | **16,568** | **15,165** | **13,987** | **14,126** | **186,855** | **Total** | **1987** | 21 |
| | | | | | | | | **1988** | 22 |
| 2,345 | 3,362 | 3,298 | 3,626 | 3,277 | 3,003 | 37,793 | Camions commerciaux | 1987 | 23 |
| | | | | | | | | 1988 | 24 |
| 354 | 487 | 203 | 42 | 9 | - | 1,876 | Autres véhicules | 1987 | 25 |
| | | | | | | | | 1988 | 26 |
| **27,025** | **25,678** | **20,069** | **18,833** | **17,273** | **17,129** | **226,524** | **Total** | **1987** | 27 |
| | | | | | | | | **1988** | 28 |
| | | | | Total, véhicules | | | | | |
| | | | | | | | **Automobile:** | | |
| 18,496 | 16,235 | 14,307 | 12,742 | 12,880 | 13,951 | 162,613 | Même jour | 1987 | 29 |
| | | | | | | | | 1988 | 30 |
| 1,542 | 1,316 | 1,066 | 902 | 891 | 799 | 11,304 | Une nuit | 1987 | 31 |
| | | | | | | | | 1988 | 32 |
| 16,267 | 13,913 | 7,766 | 6,595 | 3,940 | 3,313 | 84,526 | Deux nuits ou plus | 1987 | 33 |
| | | | | | | | | 1988 | 34 |
| **36,305** | **31,464** | **23,139** | **20,239** | **17,711** | **18,063** | **258,443** | **Total** | **1987** | 35 |
| | | | | | | | | **1988** | 36 |
| 3,600 | 4,655 | 4,439 | 5,065 | 4,601 | 4,440 | 53,611 | Camions commerciaux | 1987 | 37 |
| | | | | | | | | 1988 | 38 |
| 457 | 553 | 221 | 59 | 9 | - | 2,204 | Autres véhicules | 1987 | 39 |
| | | | | | | | | 1988 | 40 |
| **40,362** | **36,672** | **27,799** | **25,363** | **22,321** | **22,503** | **314,258** | **Total** | **1987** | 41 |
| | | | | | | | | **1988** | 42 |

**Alberta** **TABLE 12A. Non-resident Travellers Entering Canada by Type of Transportation**

| No. | Type of transportation | | January - Janvier | February - Février | March - Mars | April - Avril | May - Mai | June - Juin | 6 months - mois |
|---|---|---|---|---|---|---|---|---|---|
| | | | Residents of the United States | | | | | | |
| | **Land:** | | | | | | | | |
| 1 | Automobile | 1987 | 8,059 | 8,835 | 9,099 | 10,748 | 17,238 | 46,121 | 100,100 |
| 2 | | 1988 | 7,988 | 14,939 | 10,367 | | | | |
| 3 | Same day | 1987 | 5,145 | 4,629 | 5,294 | 6,258 | 7,491 | 15,551 | 44,368 |
| 4 | | 1988 | 4,736 | 4,186 | 5,175 | | | | |
| 5 | One night | 1987 | 791 | 777 | 626 | 736 | 1,152 | 3,789 | 7,871 |
| 6 | | 1988 | 797 | 985 | 953 | | | | |
| 7 | Two or more nights | 1987 | 2,123 | 3,429 | 3,179 | 3,754 | 8,595 | 26,781 | 47,861 |
| 8 | | 1988 | 2,455 | 9,768 | 4,239 | | | | |
| 9 | Bus | 1987 | 319 | 203 | 230 | 365 | 843 | 2,686 | 4,646 |
| 10 | | 1988 | 443 | 1,097 | 190 | | | | |
| 11 | Same day | 1987 | 104 | 63 | 69 | 128 | 389 | 519 | 1,272 |
| 12 | | 1988 | 257 | 136 | 38 | | | | |
| 13 | One or more nights | 1987 | 215 | 140 | 161 | 237 | 454 | 2,167 | 3,374 |
| 14 | | 1988 | 186 | 961 | 152 | | | | |
| 15 | Rail | 1987 | - | - | - | - | - | - | - |
| 16 | | 1988 | - | - | - | | | | |
| 17 | Other methods | 1987 | 395 | 426 | 465 | 342 | 483 | 821 | 2,932 |
| 18 | | 1988 | 433 | 405 | 463 | | | | |
| 19 | **Total land** | **1987** | **8,773** | **9,464** | **9,794** | **11,455** | **18,564** | **49,628** | **107,678** |
| 20 | | **1988** | **8,864** | **16,441** | **11,020** | | | | |
| | **Air:** | | | | | | | | |
| 21 | Commercial | 1987 | 9,537 | 11,260 | 13,379 | 10,698 | 12,729 | 21,440 | 79,043 |
| 22 | | 1988 | 9,686 | 31,513 | 15,321 | | | | |
| 23 | Private | 1987 | 141 | 206 | 325 | 303 | 419 | 610 | 2,004 |
| 24 | | 1988 | 219 | 2,185 | 341 | | | | |
| 25 | **Total air** | **1987** | **9,678** | **11,466** | **13,704** | **11,001** | **13,148** | **22,050** | **81,047** |
| 26 | | **1988** | **9,905** | **33,698** | **15,662** | | | | |
| | **Marine:** | | | | | | | | |
| 27 | Commercial | 1987 | - | - | - | - | - | - | - |
| 28 | | 1988 | - | - | - | | | | |
| 29 | Private | 1987 | - | - | - | - | - | - | - |
| 30 | | 1988 | - | - | - | | | | |
| 31 | **Total marine** | **1987** | **-** | **-** | **-** | **-** | **-** | **-** | **-** |
| 32 | | **1988** | **-** | **-** | **-** | | | | |
| 33 | **Total** | **1987** | **18,451** | **20,930** | **23,498** | **22,456** | **31,712** | **71,678** | **188,725** |
| 34 | | **1988** | **18,769** | **50,139** | **26,682** | | | | |
| | | | Residents of countries other than the United States | | | | | | |
| | **Land(via the U.S.A.):** | | | | | | | | |
| 35 | Same day | 1987 | 10 | 10 | 5 | 3 | 21 | 149 | 198 |
| 36 | | 1988 | 5 | 10 | 7 | | | | |
| 37 | One or more nights | 1987 | 48 | 71 | 64 | 115 | 571 | 1,527 | 2,396 |
| 38 | | 1988 | 43 | 146 | 100 | | | | |
| 39 | **Total land** | **1987** | **58** | **81** | **69** | **118** | **592** | **1,676** | **2,594** |
| 40 | | **1988** | **48** | **156** | **107** | | | | |
| | **Air:** | | | | | | | | |
| 41 | Entering direct | 1987 | 1,090 | 1,374 | 1,687 | 2,246 | 6,333 | 9,731 | 22,461 |
| 42 | | 1988 | 1,416 | 6,686 | 2,323 | | | | |
| 43 | Entering via the U.S.A. | 1987 | 946 | 781 | 1,231 | 1,408 | 1,794 | 3,768 | 9,928 |
| 44 | | 1988 | 868 | 2,688 | 1,429 | | | | |
| 45 | **Total air** | **1987** | **2,036** | **2,155** | **2,918** | **3,654** | **8,127** | **13,499** | **32,389** |
| 46 | | **1988** | **2,284** | **9,374** | **3,752** | | | | |
| | **Marine:** | | | | | | | | |
| 47 | Entering direct | 1987 | - | - | - | - | - | - | - |
| 48 | | 1988 | - | - | - | | | | |
| 49 | Entering via the U.S.A. | 1987 | - | - | - | - | - | - | - |
| 50 | | 1988 | - | - | - | | | | |
| 51 | **Total marine** | **1987** | **-** | **-** | **-** | **-** | **-** | **-** | **-** |
| 52 | | **1988** | **-** | **-** | **-** | | | | |
| 53 | **Total** | **1987** | **2,094** | **2,236** | **2,987** | **3,772** | **8,719** | **15,175** | **34,983** |
| 54 | | **1988** | **2,332** | **9,530** | **3,859** | | | | |
| 55 | **Grand total** | **1987** | **20,545** | **23,166** | **26,485** | **26,228** | **40,431** | **86,853** | **223,708** |
| 56 | | **1988** | **21,101** | **59,669** | **30,541** | | | | |

## TABLEAU 12A. Voyageurs non résidents entrant au Canada, selon le moyen de transport — Alberta

| July - Juillet | August - Août | September - Septembre | October - Octobre | November - Novembre | December - Décembre | Year - Année | Moyen de transport | | No |
|---|---|---|---|---|---|---|---|---|---|
| Résidents des États-Unis | | | | | | | | | |
| | | | | | | | **Par terre:** | | |
| 76,520 | 59,492 | 28,207 | 13,546 | 9,201 | 9,317 | 296,383 | Automobile | 1987 | 1 |
| | | | | | | | | 1988 | 2 |
| 21,993 | 19,333 | 9,571 | 6,110 | 5,035 | 4,436 | 110,846 | Même jour | 1987 | 3 |
| | | | | | | | | 1988 | 4 |
| 6,086 | 4,848 | 2,121 | 1,097 | 774 | 759 | 23,556 | Une nuit | 1987 | 5 |
| | | | | | | | | 1988 | 6 |
| 48,441 | 35,311 | 16,515 | 6,339 | 3,392 | 4,122 | 161,981 | Deux nuits ou plus | 1987 | 7 |
| | | | | | | | | 1988 | 8 |
| 6,825 | 3,958 | 783 | 389 | 216 | 117 | 16,934 | Autocar | 1987 | 9 |
| | | | | | | | | 1988 | 10 |
| 483 | 601 | 93 | 63 | 89 | 31 | 2,632 | Même jour | 1987 | 11 |
| | | | | | | | | 1988 | 12 |
| 6,342 | 3,357 | 690 | 326 | 127 | 86 | 14,302 | Une nuit ou plus | 1987 | 13 |
| | | | | | | | | 1988 | 14 |
| - | - | - | - | - | - | - | Chemin de fer | 1987 | 15 |
| | | | | | | | | 1988 | 16 |
| 1,048 | 863 | 633 | 694 | 435 | 327 | 6,932 | Autres moyens | 1987 | 17 |
| | | | | | | | | 1988 | 18 |
| **84,393** | **64,313** | **29,623** | **14,629** | **9,852** | **9,761** | **320,249** | **Total, par terre** | **1987** | 19 |
| | | | | | | | | **1988** | 20 |
| | | | | | | | **Par air:** | | |
| 27,507 | 27,828 | 17,307 | 10,803 | 9,020 | 13,494 | 185,002 | Commercial | 1987 | 21 |
| | | | | | | | | 1988 | 22 |
| 799 | 793 | 502 | 374 | 355 | 201 | 5,028 | Privé | 1987 | 23 |
| | | | | | | | | 1988 | 24 |
| **28,306** | **28,621** | **17,809** | **11,177** | **9,375** | **13,695** | **190,030** | **Total, par air** | **1987** | 25 |
| | | | | | | | | **1988** | 26 |
| | | | | | | | **Par mer:** | | |
| - | - | - | - | - | - | - | Commercial | 1987 | 27 |
| | | | | | | | | 1988 | 28 |
| - | - | - | - | - | - | - | Privé | 1987 | 29 |
| | | | | | | | | 1988 | 30 |
| - | - | - | - | - | - | - | **Total, par mer** | **1987** | 31 |
| | | | | | | | | **1988** | 32 |
| **112,699** | **92,934** | **47,432** | **25,806** | **19,227** | **23,456** | **510,279** | **Total** | **1987** | 33 |
| | | | | | | | | **1988** | 34 |
| Résidents des pays autres que les États-Unis | | | | | | | | | |
| | | | | | | | **Par terre (via les États-Unis):** | | |
| 147 | 182 | 80 | 10 | 6 | 2 | 625 | Même jour | 1987 | 35 |
| | | | | | | | | 1988 | 36 |
| 2,721 | 2,812 | 1,560 | 406 | 131 | 78 | 10,104 | Une nuit ou plus | 1987 | 37 |
| | | | | | | | | 1988 | 38 |
| **2,868** | **2,994** | **1,640** | **416** | **137** | **80** | **10,729** | **Total, par terre** | **1987** | 39 |
| | | | | | | | | **1988** | 40 |
| | | | | | | | **Par air:** | | |
| 13,903 | 9,235 | 6,437 | 2,309 | 1,298 | 2,270 | 57,913 | Entrée directe | 1987 | 41 |
| | | | | | | | | 1988 | 42 |
| 4,526 | 5,704 | 3,105 | 1,998 | 1,148 | 1,584 | 27,993 | Entrée via les États-Unis | 1987 | 43 |
| | | | | | | | | 1988 | 44 |
| **18,429** | **14,939** | **9,542** | **4,307** | **2,446** | **3,854** | **85,906** | **Total, par air** | **1987** | 45 |
| | | | | | | | | **1988** | 46 |
| | | | | | | | **Par mer:** | | |
| - | - | - | - | - | - | - | Entrée directe | 1987 | 47 |
| | | | | | | | | 1988 | 48 |
| - | - | - | - | - | - | - | Entrée via les États-Unis | 1987 | 49 |
| | | | | | | | | 1988 | 50 |
| - | - | - | - | - | - | - | **Total, par mer** | **1987** | 51 |
| | | | | | | | | **1988** | 52 |
| **21,297** | **17,933** | **11,182** | **4,723** | **2,583** | **3,934** | **96,635** | **Total** | **1987** | 53 |
| | | | | | | | | **1988** | 54 |
| **133,996** | **110,867** | **58,614** | **30,529** | **21,810** | **27,390** | **606,914** | **Total global** | **1987** | 55 |
| | | | | | | | | **1988** | 56 |

**Alberta** **TABLE 12B. Non-resident Travellers Entering Canada by Country of Residence(1)**

| No. | Country of residence | | January - Janvier | February - Février | March - Mars | April - Avril | May - Mai | June - Juin | 6 months - mois |
|---|---|---|---|---|---|---|---|---|---|
| | **Europe:** | | | | | | | | |
| 1 | Austria | 1987 | 71 | 48 | 132 | 58 | 151 | 144 | 604 |
| 2 | | 1988 | 65 | 407 | 102 | | | | |
| 3 | Belgium | 1987 | 22 | 22 | 23 | 25 | 41 | 108 | 241 |
| 4 | | 1988 | 11 | 49 | 22 | | | | |
| 5 | Bulgaria | 1987 | - | 6 | - | - | - | - | 6 |
| 6 | | 1988 | - | 47 | 1 | | | | |
| 7 | Czechoslovakia | 1987 | 4 | 5 | 4 | 13 | 49 | 78 | 153 |
| 8 | | 1988 | 12 | 63 | 10 | | | | |
| 9 | Denmark | 1987 | 28 | 19 | 27 | 66 | 140 | 514 | 794 |
| 10 | | 1988 | 30 | 83 | 56 | | | | |
| 11 | Finland | 1987 | 59 | 14 | 36 | 20 | 43 | 43 | 215 |
| 12 | | 1988 | 31 | 309 | 19 | | | | |
| 13 | France | 1987 | 65 | 76 | 110 | 64 | 103 | 235 | 653 |
| 14 | | 1988 | 110 | 521 | 109 | | | | |
| 15 | Germany (Federal Republic) | 1987 | 357 | 469 | 530 | 638 | 1,967 | 3,385 | 7,346 |
| 16 | | 1988 | 452 | 1,452 | 739 | | | | |
| 17 | Greece | 1987 | 20 | 16 | 10 | 32 | 25 | 33 | 136 |
| 18 | | 1988 | 13 | 13 | 21 | | | | |
| 19 | Hungary | 1987 | 5 | 9 | 9 | 8 | 40 | 127 | 198 |
| 20 | | 1988 | 12 | 44 | 17 | | | | |
| 21 | Iceland | 1987 | 3 | - | 4 | 6 | - | 7 | 20 |
| 22 | | 1988 | 1 | 1 | - | | | | |
| 23 | Ireland (Republic) | 1987 | 14 | 18 | 20 | 37 | 18 | 81 | 188 |
| 24 | | 1988 | 8 | 35 | 31 | | | | |
| 25 | Italy | 1987 | 31 | 47 | 124 | 43 | 45 | 51 | 341 |
| 26 | | 1988 | 30 | 381 | 51 | | | | |
| 27 | Malta | 1987 | 1 | - | 2 | 1 | 2 | 2 | 8 |
| 28 | | 1988 | - | - | - | | | | |
| 29 | Netherlands, The | 1987 | 95 | 146 | 173 | 217 | 740 | 1,472 | 2,843 |
| 30 | | 1988 | 160 | 506 | 230 | | | | |
| 31 | Norway | 1987 | 39 | 30 | 29 | 64 | 107 | 156 | 425 |
| 32 | | 1988 | 44 | 662 | 122 | | | | |
| 33 | Poland | 1987 | 4 | 3 | 6 | 7 | 24 | 21 | 65 |
| 34 | | 1988 | 15 | 53 | 23 | | | | |
| 35 | Portugal | 1987 | - | 1 | 3 | 2 | - | 6 | 12 |
| 36 | | 1988 | 1 | 10 | 1 | | | | |
| 37 | Rumania | 1987 | 5 | 1 | - | 2 | 3 | 9 | 20 |
| 38 | | 1988 | 2 | 2 | 4 | | | | |
| 39 | Spain | 1987 | 5 | 15 | 21 | 8 | 22 | 32 | 103 |
| 40 | | 1988 | 18 | 175 | 29 | | | | |
| 41 | Sweden | 1987 | 82 | 33 | 36 | 100 | 110 | 198 | 559 |
| 42 | | 1988 | 54 | 596 | 98 | | | | |
| 43 | Switzerland | 1987 | 174 | 137 | 191 | 132 | 209 | 376 | 1,219 |
| 44 | | 1988 | 124 | 459 | 194 | | | | |
| 45 | Turkey | 1987 | 1 | 5 | 2 | 1 | 8 | 7 | 24 |
| 46 | | 1988 | 5 | 19 | 9 | | | | |
| 47 | United Kingdom | 1987 | 380 | 491 | 682 | 1,037 | 2,921 | 4,111 | 9,622 |
| 48 | | 1988 | 431 | 1,490 | 919 | | | | |
| 49 | U.S.S.R. | 1987 | - | - | 1 | - | 3 | 12 | 16 |
| 50 | | 1988 | 1 | 346 | - | | | | |
| 51 | Yugoslavia | 1987 | - | 4 | 4 | 5 | 5 | 26 | 44 |
| 52 | | 1988 | 17 | 155 | 9 | | | | |
| 53 | Other | 1987 | 28 | 9 | 3 | 13 | 33 | 33 | 119 |
| 54 | | 1988 | 3 | 132 | 8 | | | | |
| 55 | **Total** | **1987** | **1,493** | **1,624** | **2,182** | **2,599** | **6,809** | **11,267** | **25,974** |
| 56 | | **1988** | **1,650** | **8,010** | **2,824** | | | | |
| | **Africa:** | | | | | | | | |
| 57 | Algeria | 1987 | 4 | - | - | - | 13 | 2 | 19 |
| 58 | | 1988 | - | - | - | | | | |
| 59 | Egypt | 1987 | 3 | 7 | 6 | 3 | 14 | 27 | 60 |
| 60 | | 1988 | 4 | 7 | 4 | | | | |
| 61 | Nigeria | 1987 | - | 3 | 12 | 10 | 5 | 2 | 32 |
| 62 | | 1988 | 3 | 4 | 1 | | | | |
| 63 | South Africa | 1987 | 20 | 8 | 15 | 10 | 57 | 69 | 179 |
| 64 | | 1988 | 5 | 16 | 12 | | | | |
| 65 | Other | 1987 | 38 | 29 | 47 | 78 | 60 | 106 | 358 |
| 66 | | 1988 | 39 | 71 | 56 | | | | |
| 67 | **Total** | **1987** | **65** | **47** | **80** | **101** | **149** | **206** | **648** |
| 68 | | **1988** | **51** | **98** | **73** | | | | |
| | **Asia:** | | | | | | | | |
| 69 | China | 1987 | 3 | 12 | 6 | - | 10 | 35 | 66 |
| 70 | | 1988 | 11 | 45 | 2 | | | | |
| 71 | Hong Kong | 1987 | 45 | 44 | 29 | 27 | 53 | 77 | 275 |
| 72 | | 1988 | 26 | 37 | 43 | | | | |
| 73 | India | 1987 | 14 | 14 | 36 | 55 | 85 | 142 | 346 |
| 74 | | 1988 | 12 | 28 | 41 | | | | |
| 75 | Iran | 1987 | 2 | - | - | - | 3 | 14 | 19 |
| 76 | | 1988 | - | 2 | 2 | | | | |

See footnote(s) at end of table.

**TABLEAU 12B. Voyageurs non résidents entrant au Canada, selon le pays de résidence(1)** **Alberta**

| July - Juillet | August - Août | September - Septembre | October - Octobre | November - Novembre | December - Décembre | Year - Année | Pays de résidence | | No |
|---|---|---|---|---|---|---|---|---|---|
| | | | | | | | **Europe:** | | |
| 313 | 264 | 172 | 34 | 32 | 54 | 1,473 | Autriche | 1987 | 1 |
| | | | | | | | | 1988 | 2 |
| 271 | 127 | 97 | 19 | 12 | 23 | 790 | Belgique | 1987 | 3 |
| | | | | | | | | 1988 | 4 |
| - | 1 | 3 | - | 3 | 1 | 14 | Bulgarie | 1987 | 5 |
| | | | | | | | | 1988 | 6 |
| 62 | 31 | 24 | 8 | 9 | 22 | 309 | Tchécoslovaquie | 1987 | 7 |
| | | | | | | | | 1988 | 8 |
| 536 | 132 | 125 | 75 | 39 | 49 | 1,750 | Danemark | 1987 | 9 |
| | | | | | | | | 1988 | 10 |
| 96 | 33 | 16 | 14 | 25 | 43 | 442 | Finlande | 1987 | 11 |
| | | | | | | | | 1988 | 12 |
| 597 | 461 | 209 | 52 | 73 | 77 | 2,122 | France | 1987 | 13 |
| | | | | | | | | 1988 | 14 |
| 4,597 | 3,823 | 2,578 | 539 | 319 | 522 | 19,724 | Allemagne (République fédérale) | 1987 | 15 |
| | | | | | | | | 1988 | 16 |
| 41 | 35 | 28 | 24 | 24 | 33 | 321 | Grèce | 1987 | 17 |
| | | | | | | | | 1988 | 18 |
| 68 | 45 | 21 | 25 | 19 | 26 | 402 | Hongrie | 1987 | 19 |
| | | | | | | | | 1988 | 20 |
| 4 | 8 | - | 3 | - | 4 | 39 | Islande | 1987 | 21 |
| | | | | | | | | 1988 | 22 |
| 60 | 100 | 55 | 10 | 19 | 45 | 477 | Irlande (République d') | 1987 | 23 |
| | | | | | | | | 1988 | 24 |
| 306 | 302 | 100 | 43 | 57 | 33 | 1,182 | Italie | 1987 | 25 |
| | | | | | | | | 1988 | 26 |
| 1 | - | 1 | - | 1 | 1 | 12 | Malte | 1987 | 27 |
| | | | | | | | | 1988 | 28 |
| 1,687 | 901 | 961 | 232 | 164 | 262 | 7,050 | Pays-Bas | 1987 | 29 |
| | | | | | | | | 1988 | 30 |
| 150 | 78 | 66 | 42 | 62 | 38 | 861 | Norvège | 1987 | 31 |
| | | | | | | | | 1988 | 32 |
| 28 | 18 | 16 | 7 | 6 | 20 | 160 | Pologne | 1987 | 33 |
| | | | | | | | | 1988 | 34 |
| 6 | 7 | 4 | 4 | 2 | 1 | 36 | Portugal | 1987 | 35 |
| | | | | | | | | 1988 | 36 |
| 7 | 6 | 3 | 8 | 6 | 1 | 51 | Roumanie | 1987 | 37 |
| | | | | | | | | 1988 | 38 |
| 89 | 81 | 30 | 9 | 17 | 23 | 352 | Espagne | 1987 | 39 |
| | | | | | | | | 1988 | 40 |
| 177 | 209 | 94 | 80 | 41 | 99 | 1,259 | Suède | 1987 | 41 |
| | | | | | | | | 1988 | 42 |
| 920 | 571 | 478 | 160 | 84 | 98 | 3,530 | Suisse | 1987 | 43 |
| | | | | | | | | 1988 | 44 |
| 11 | 9 | 6 | 4 | 1 | 10 | 65 | Turquie | 1987 | 45 |
| | | | | | | | | 1988 | 46 |
| 6,071 | 4,881 | 2,857 | 1,385 | 514 | 1,306 | 26,636 | Royaume-Uni | 1987 | 47 |
| | | | | | | | | 1988 | 48 |
| 1 | 5 | 3 | 1 | 37 | 32 | 95 | U.R.S.S. | 1987 | 49 |
| | | | | | | | | 1988 | 50 |
| 27 | 36 | 17 | 16 | 15 | 20 | 175 | Yougoslavie | 1987 | 51 |
| | | | | | | | | 1988 | 52 |
| 42 | 29 | 22 | 3 | 25 | 13 | 253 | Autres | 1987 | 53 |
| | | | | | | | | 1988 | 54 |
| **16,168** | **12,193** | **7,986** | **2,797** | **1,606** | **2,856** | **69,580** | **Total** | **1987** | 55 |
| | | | | | | | | **1988** | 56 |
| | | | | | | | **Afrique:** | | |
| - | 1 | - | - | - | - | 20 | Algérie | 1987 | 57 |
| | | | | | | | | 1988 | 58 |
| 40 | 30 | 7 | 9 | 4 | 6 | 156 | Égypte | 1987 | 59 |
| | | | | | | | | 1988 | 60 |
| 7 | 19 | 13 | 12 | 2 | 4 | 89 | Nigeria | 1987 | 61 |
| | | | | | | | | 1988 | 62 |
| 81 | 78 | 63 | 23 | 2 | 35 | 461 | Afrique du Sud | 1987 | 63 |
| | | | | | | | | 1988 | 64 |
| 196 | 185 | 123 | 58 | 38 | 76 | 1,034 | Autres | 1987 | 65 |
| | | | | | | | | 1988 | 66 |
| **324** | **313** | **206** | **102** | **46** | **121** | **1,760** | **Total** | **1987** | 67 |
| | | | | | | | | **1988** | 68 |
| | | | | | | | **Asie:** | | |
| 49 | 51 | 8 | 4 | 15 | 1 | 194 | Chine | 1987 | 69 |
| | | | | | | | | 1988 | 70 |
| 276 | 237 | 64 | 28 | 32 | 48 | 960 | Hong-Kong | 1987 | 71 |
| | | | | | | | | 1988 | 72 |
| 116 | 123 | 72 | 66 | 35 | 29 | 787 | Inde | 1987 | 73 |
| | | | | | | | | 1988 | 74 |
| 7 | 6 | 2 | 6 | 2 | 3 | 45 | Iran | 1987 | 75 |
| | | | | | | | | 1988 | 76 |

Voir renvoi(s) à la fin du tableau.

**Alberta** **TABLE 12B. Non-resident Travellers Entering Canada by Country of Residence(1) - Concluded**

| No. | Country of residence | | January - Janvier | February - Février | March - Mars | April - Avril | May - Mai | June - Juin | 6 months - mois |
|---|---|---|---|---|---|---|---|---|---|
| | **Asia - Concluded:** | | | | | | | | |
| 1 | Israel | 1987 | 9 | 6 | 13 | 16 | 20 | 106 | 170 |
| 2 | | 1988 | 7 | 13 | 16 | | | | |
| 3 | Japan | 1987 | 49 | 114 | 244 | 412 | 667 | 1,787 | 3,273 |
| 4 | | 1988 | 80 | 219 | 311 | | | | |
| 5 | Korea, South | 1987 | 23 | 8 | 11 | 7 | 21 | 38 | 108 |
| 6 | | 1988 | 56 | 272 | 17 | | | | |
| 7 | Lebanon | 1987 | 1 | 2 | 8 | 1 | 24 | 10 | 46 |
| 8 | | 1988 | - | 2 | 3 | | | | |
| 9 | Malaysia | 1987 | 10 | 9 | 10 | 6 | 27 | 53 | 115 |
| 10 | | 1988 | 6 | 15 | 9 | | | | |
| 11 | Pakistan | 1987 | 13 | 7 | 12 | 14 | 21 | 53 | 120 |
| 12 | | 1988 | 1 | 7 | 6 | | | | |
| 13 | Philippines | 1987 | 7 | 14 | 12 | 25 | 38 | 29 | 125 |
| 14 | | 1988 | 5 | 6 | 12 | | | | |
| 15 | Singapore | 1987 | 13 | 9 | 7 | 14 | 38 | 78 | 159 |
| 16 | | 1988 | 7 | 16 | 14 | | | | |
| 17 | Taiwan | 1987 | 9 | 7 | 3 | 3 | 36 | 29 | 87 |
| 18 | | 1988 | 7 | 26 | 4 | | | | |
| 19 | Other | 1987 | 38 | 37 | 57 | 53 | 85 | 226 | 496 |
| 20 | | 1988 | 27 | 45 | 46 | | | | |
| 21 | **Total** | **1987** | **236** | **283** | **448** | **633** | **1,128** | **2,677** | **5,405** |
| 22 | | **1988** | **245** | **733** | **526** | | | | |
| | **North America, Central America and Caribbean:** | | | | | | | | |
| 23 | Bahamas | 1987 | 2 | 8 | 4 | 1 | 2 | 3 | 20 |
| 24 | | 1988 | - | 10 | 1 | | | | |
| 25 | Barbados | 1987 | - | - | 1 | 1 | 4 | 1 | 7 |
| 26 | | 1988 | - | - | - | | | | |
| 27 | Bermuda | 1987 | - | 1 | 1 | 2 | - | 2 | 6 |
| 28 | | 1988 | 1 | 2 | 8 | | | | |
| 29 | Cuba | 1987 | - | - | - | - | - | 2 | 2 |
| 30 | | 1988 | - | - | - | | | | |
| 31 | Dominican Republic | 1987 | - | - | - | - | 4 | - | 4 |
| 32 | | 1988 | - | 2 | - | | | | |
| 33 | Haiti | 1987 | - | - | - | - | 2 | - | 2 |
| 34 | | 1988 | - | - | - | | | | |
| 35 | Jamaica | 1987 | - | 8 | 2 | - | 1 | 1 | 12 |
| 36 | | 1988 | - | 4 | 1 | | | | |
| 37 | Mexico | 1987 | 19 | 19 | 36 | 152 | 59 | 131 | 416 |
| 38 | | 1988 | 37 | 137 | 100 | | | | |
| 39 | St. Pierre and Miquelon | 1987 | - | - | - | - | - | - | - |
| 40 | | 1988 | - | - | - | | | | |
| 41 | Trinidad and Tobago | 1987 | - | 2 | 1 | 2 | 2 | 10 | 17 |
| 42 | | 1988 | 1 | 1 | - | | | | |
| 43 | Other | 1987 | 63 | 50 | 27 | 14 | 46 | 38 | 238 |
| 44 | | 1988 | 48 | 69 | 42 | | | | |
| 45 | **Total** | **1987** | **84** | **88** | **72** | **172** | **120** | **188** | **724** |
| 46 | | **1988** | **87** | **225** | **152** | | | | |
| | **South America:** | | | | | | | | |
| 47 | Argentina | 1987 | 8 | 8 | 4 | 5 | 14 | 20 | 59 |
| 48 | | 1988 | 3 | 23 | 8 | | | | |
| 49 | Brazil | 1987 | 14 | 4 | 11 | 7 | 12 | 29 | 77 |
| 50 | | 1988 | 12 | 19 | 8 | | | | |
| 51 | Colombia | 1987 | 4 | - | 2 | 5 | 12 | 9 | 32 |
| 52 | | 1988 | 1 | 5 | 7 | | | | |
| 53 | Guyana | 1987 | - | - | - | - | - | - | - |
| 54 | | 1988 | - | - | - | | | | |
| 55 | Venezuela | 1987 | 3 | 1 | 4 | 6 | 7 | 17 | 38 |
| 56 | | 1988 | 14 | 7 | 3 | | | | |
| 57 | Other | 1987 | 9 | 7 | 10 | 24 | 8 | 26 | 84 |
| 58 | | 1988 | 13 | 16 | 23 | | | | |
| 59 | **Total** | **1987** | **38** | **20** | **31** | **47** | **53** | **101** | **290** |
| 60 | | **1988** | **43** | **70** | **49** | | | | |
| | **Oceania and other Ocean Islands:** | | | | | | | | |
| 61 | Australia | 1987 | 140 | 137 | 147 | 176 | 343 | 520 | 1,463 |
| 62 | | 1988 | 212 | 296 | 183 | | | | |
| 63 | New Zealand | 1987 | 35 | 36 | 25 | 39 | 107 | 203 | 445 |
| 64 | | 1988 | 37 | 97 | 50 | | | | |
| 65 | Other | 1987 | 3 | 1 | 2 | 5 | 10 | 13 | 34 |
| 66 | | 1988 | 7 | 1 | 2 | | | | |
| 67 | **Total** | **1987** | **178** | **174** | **174** | **220** | **460** | **736** | **1,942** |
| 68 | | **1988** | **256** | **394** | **235** | | | | |
| 69 | **Grand total** | **1987** | **2,094** | **2,236** | **2,987** | **3,772** | **8,719** | **15,175** | **34,983** |
| 70 | | **1988** | **2,332** | **9,530** | **3,859** | | | | |

(1) Additional data are available by country on request.

**TABLEAU 12B. Voyageurs non résidents entrant au Canada, selon le pays de résidence(1) – fin** **Alberta**

| July<br>-<br>Juillet | August<br>-<br>Août | September<br>-<br>Septembre | October<br>-<br>Octobre | November<br>-<br>Novembre | December<br>-<br>Décembre | Year<br>-<br>Année | Pays de résidence | | No |
|---|---|---|---|---|---|---|---|---|---|
| | | | | | | | **Asie – fin:** | | |
| 276 | 252 | 139 | 38 | 15 | 8 | 898 | Israël | 1987 | 1 |
| | | | | | | | | 1988 | 2 |
| 1,557 | 3,051 | 1,338 | 874 | 181 | 172 | 10,446 | Japon | 1987 | 3 |
| | | | | | | | | 1988 | 4 |
| 78 | 68 | 18 | 56 | 14 | 21 | 363 | Corée du Sud | 1987 | 5 |
| | | | | | | | | 1988 | 6 |
| 6 | 7 | 13 | 7 | 4 | 1 | 84 | Liban | 1987 | 7 |
| | | | | | | | | 1988 | 8 |
| 15 | 33 | 26 | 22 | 23 | 13 | 247 | Malaisie | 1987 | 9 |
| | | | | | | | | 1988 | 10 |
| 71 | 40 | 32 | 6 | 9 | 5 | 283 | Pakistan | 1987 | 11 |
| | | | | | | | | 1988 | 12 |
| 47 | 27 | 25 | 15 | 5 | 12 | 256 | Philippines | 1987 | 13 |
| | | | | | | | | 1988 | 14 |
| 86 | 70 | 60 | 21 | 21 | 15 | 432 | Singapour | 1987 | 15 |
| | | | | | | | | 1988 | 16 |
| 45 | 58 | 42 | 4 | 7 | 13 | 256 | Taïwan | 1987 | 17 |
| | | | | | | | | 1988 | 18 |
| 484 | 199 | 104 | 61 | 53 | 78 | 1,475 | Autres | 1987 | 19 |
| | | | | | | | | 1988 | 20 |
| **3,113** | **4,222** | **1,943** | **1,208** | **416** | **419** | **16,726** | **Total** | **1987** | 21 |
| | | | | | | | | **1988** | 22 |
| | | | | | | | **Amérique du Nord, Amérique centrale et Antilles:** | | |
| 9 | 9 | 11 | 3 | 1 | 12 | 65 | Bahamas | 1987 | 23 |
| | | | | | | | | 1988 | 24 |
| 21 | 1 | - | 1 | - | - | 30 | Barbade | 1987 | 25 |
| | | | | | | | | 1988 | 26 |
| - | 5 | 2 | 2 | 1 | 9 | 25 | Bermudes | 1987 | 27 |
| | | | | | | | | 1988 | 28 |
| - | - | - | - | 45 | - | 47 | Cuba | 1987 | 29 |
| | | | | | | | | 1988 | 30 |
| 4 | 5 | 5 | 1 | - | - | 19 | Dominicaine (République) | 1987 | 31 |
| | | | | | | | | 1988 | 32 |
| 1 | 1 | - | - | 2 | 4 | 10 | Haïti | 1987 | 33 |
| | | | | | | | | 1988 | 34 |
| 1 | 3 | 1 | - | 2 | 4 | 23 | Jamaïque | 1987 | 35 |
| | | | | | | | | 1988 | 36 |
| 340 | 207 | 122 | 50 | 46 | 85 | 1,266 | Mexique | 1987 | 37 |
| | | | | | | | | 1988 | 38 |
| 10 | - | - | - | - | - | 10 | St. Pierre-et-Miquelon | 1987 | 39 |
| | | | | | | | | 1988 | 40 |
| 57 | 9 | 8 | 4 | - | 13 | 108 | Trinité et Tobago | 1987 | 41 |
| | | | | | | | | 1988 | 42 |
| 94 | 54 | 31 | 26 | 20 | 45 | 508 | Autres | 1987 | 43 |
| | | | | | | | | 1988 | 44 |
| **537** | **294** | **180** | **87** | **117** | **172** | **2,111** | **Total** | **1987** | 45 |
| | | | | | | | | **1988** | 46 |
| | | | | | | | **Amérique du Sud:** | | |
| 31 | 18 | 21 | 3 | 4 | 4 | 140 | Argentine | 1987 | 47 |
| | | | | | | | | 1988 | 48 |
| 58 | 26 | 23 | 9 | 9 | 16 | 218 | Brésil | 1987 | 49 |
| | | | | | | | | 1988 | 50 |
| 19 | 7 | 15 | 12 | 13 | 1 | 99 | Colombie | 1987 | 51 |
| | | | | | | | | 1988 | 52 |
| 9 | 3 | - | - | - | 1 | 13 | Guyane | 1987 | 53 |
| | | | | | | | | 1988 | 54 |
| 24 | 15 | 12 | 10 | 3 | 5 | 107 | Venezuela | 1987 | 55 |
| | | | | | | | | 1988 | 56 |
| 52 | 35 | 5 | 9 | 3 | 8 | 196 | Autres | 1987 | 57 |
| | | | | | | | | 1988 | 58 |
| **193** | **104** | **76** | **43** | **32** | **35** | **773** | **Total** | **1987** | 59 |
| | | | | | | | | **1988** | 60 |
| | | | | | | | **Océanie et autres îles océaniques:** | | |
| 703 | 569 | 519 | 368 | 252 | 236 | 4,110 | Australie | 1987 | 61 |
| | | | | | | | | 1988 | 62 |
| 244 | 235 | 264 | 112 | 79 | 61 | 1,440 | Nouvelle-Zélande | 1987 | 63 |
| | | | | | | | | 1988 | 64 |
| 15 | 3 | 8 | 6 | 35 | 34 | 135 | Autres | 1987 | 65 |
| | | | | | | | | 1988 | 66 |
| **962** | **807** | **791** | **486** | **366** | **331** | **5,685** | **Total** | **1987** | 67 |
| | | | | | | | | **1988** | 68 |
| **21,297** | **17,933** | **11,182** | **4,723** | **2,583** | **3,934** | **96,635** | **Total global** | **1987** | 69 |
| | | | | | | | | **1988** | 70 |

(1) D'autres renseignements sont disponibles par pays, sur demande.

**Alberta** **TABLE 12C. Resident Travellers Returning to Canada by Type of Transportation**

| No. | Type of transportation | | January - Janvier | February - Février | March - Mars | April - Avril | May - Mai | June - Juin | 6 months - mois |
|---|---|---|---|---|---|---|---|---|---|
| | | | Returning from the United States(1) | | | | | | |
| | **Land:** | | | | | | | | |
| 1 | Automobile | 1987 | 22,662 | 20,743 | 25,925 | 35,099 | 38,178 | 36,983 | 179,590 |
| 2 | | 1988 | 21,874 | 23,877 | 25,845 | | | | |
| 3 | Same day | 1987 | 10,515 | 9,302 | 9,721 | 12,578 | 17,415 | 18,896 | 78,427 |
| 4 | | 1988 | 9,794 | 9,731 | 10,586 | | | | |
| 5 | One night | 1987 | 780 | 766 | 833 | 1,003 | 2,250 | 3,340 | 8,972 |
| 6 | | 1988 | 732 | 881 | 770 | | | | |
| 7 | Two or more nights | 1987 | 11,367 | 10,675 | 15,371 | 21,518 | 18,513 | 14,747 | 92,191 |
| 8 | | 1988 | 11,348 | 13,265 | 14,489 | | | | |
| 9 | Bus | 1987 | 982 | 1,177 | 1,001 | 1,114 | 719 | 924 | 5,917 |
| 10 | | 1988 | 1,446 | 1,135 | 1,175 | | | | |
| 11 | Same day | 1987 | 228 | 152 | 212 | 97 | 188 | 303 | 1,180 |
| 12 | | 1988 | 226 | 206 | 168 | | | | |
| 13 | One or more nights | 1987 | 754 | 1,025 | 789 | 1,017 | 531 | 621 | 4,737 |
| 14 | | 1988 | 1,220 | 929 | 1,007 | | | | |
| 15 | Rail | 1987 | - | - | - | - | - | - | - |
| 16 | | 1988 | - | - | - | | | | |
| 17 | Other methods | 1987 | 91 | 70 | 143 | 223 | 622 | 599 | 1,748 |
| 18 | | 1988 | 30 | 96 | 92 | | | | |
| 19 | **Total land** | **1987** | **23,735** | **21,990** | **27,069** | **36,436** | **39,519** | **38,506** | **187,255** |
| 20 | | **1988** | **23,350** | **25,108** | **27,112** | | | | |
| | **Air:** | | | | | | | | |
| 21 | Commercial | 1987 | 40,287 | 41,585 | 43,888 | 39,824 | 21,846 | 15,994 | 203,424 |
| 22 | | 1988 | 38,126 | 32,958 | 39,386 | | | | |
| 23 | Private | 1987 | 258 | 300 | 262 | 397 | 377 | 360 | 1,954 |
| 24 | | 1988 | 339 | 449 | 385 | | | | |
| 25 | **Total air** | **1987** | **40,545** | **41,885** | **44,150** | **40,221** | **22,223** | **16,354** | **205,378** |
| 26 | | **1988** | **38,465** | **33,407** | **39,771** | | | | |
| | **Marine:** | | | | | | | | |
| 27 | Commercial | 1987 | - | - | - | - | - | - | - |
| 28 | | 1988 | - | - | - | | | | |
| 29 | Private | 1987 | - | - | - | - | - | - | - |
| 30 | | 1988 | - | - | - | | | | |
| 31 | **Total marine** | **1987** | **-** | **-** | **-** | **-** | **-** | **-** | **-** |
| 32 | | **1988** | **-** | **-** | **-** | | | | |
| 33 | **Total** | **1987** | **64,280** | **63,875** | **71,219** | **76,657** | **61,742** | **54,860** | **392,633** |
| 34 | | **1988** | **61,815** | **58,515** | **66,883** | | | | |
| | | | Returning from countries other than the United States(2) | | | | | | |
| | **Land (Via the U.S.A.):** | | | | | | | | |
| 35 | 1987 | | - | 2 | 4 | - | - | 2 | 8 |
| 36 | 1988 | | 4 | 4 | 1 | | | | |
| | **Air:** | | | | | | | | |
| 37 | Returning direct | 1987 | 5,450 | 3,870 | 4,831 | 5,120 | 6,589 | 8,608 | 34,468 |
| 38 | | 1988 | 6,396 | 4,435 | 5,565 | | | | |
| 39 | Returning via the U.S.A. | 1987 | 5,511 | 5,942 | 5,401 | 3,438 | 4,089 | 2,432 | 26,813 |
| 40 | | 1988 | 4,443 | 3,876 | 3,780 | | | | |
| 41 | **Total air** | **1987** | **10,961** | **9,812** | **10,232** | **8,558** | **10,678** | **11,040** | **61,281** |
| 42 | | **1988** | **10,839** | **8,311** | **9,345** | | | | |
| | **Marine:** | | | | | | | | |
| 43 | Returning direct | 1987 | - | - | - | - | - | - | - |
| 44 | | 1988 | - | - | - | | | | |
| 45 | Returning via the U.S.A. | 1987 | - | - | - | - | - | - | - |
| 46 | | 1988 | - | - | - | | | | |
| 47 | **Total marine** | **1987** | **-** | **-** | **-** | **-** | **-** | **-** | **-** |
| 48 | | **1988** | **-** | **-** | **-** | | | | |
| 49 | **Total** | **1987** | **10,961** | **9,814** | **10,236** | **8,558** | **10,678** | **11,042** | **61,289** |
| 50 | | **1988** | **10,843** | **8,315** | **9,346** | | | | |
| 51 | **Grand total** | **1987** | **75,241** | **73,689** | **81,455** | **85,215** | **72,420** | **65,902** | **453,922** |
| 52 | | **1988** | **72,658** | **66,830** | **76,229** | | | | |

(1) Continental United States, Alaska and Hawaii.
(2) Includes Puerto Rico and other U.S. protectorates.

## TABLEAU 12C. Voyageurs résidents revenant au Canada, selon le moyen de transport



| July - Juillet | August - Août | September - Septembre | October - Octobre | November - Novembre | December - Décembre | Year - Année | Moyen de transport | | No |
|---|---|---|---|---|---|---|---|---|---|
| Rentrée des États-Unis(1) | | | | | | | | | |
| | | | | | | | **Par terre:** | | |
| 63,926 | 68,963 | 41,901 | 30,233 | 21,956 | 21,322 | 427,891 | Automobile | 1987 | 1 |
| | | | | | | | | 1988 | 2 |
| 23,799 | 21,694 | 17,948 | 13,994 | 12,021 | 11,142 | 179,025 | Même jour | 1987 | 3 |
| | | | | | | | | 1988 | 4 |
| 4,156 | 3,599 | 2,288 | 1,405 | 1,089 | 891 | 22,400 | Une nuit | 1987 | 5 |
| | | | | | | | | 1988 | 6 |
| 35,971 | 43,670 | 21,665 | 14,834 | 8,846 | 9,289 | 226,466 | Deux nuits ou plus | 1987 | 7 |
| | | | | | | | | 1988 | 8 |
| 1,564 | 659 | 475 | 895 | 701 | 628 | 10,839 | Autocar | 1987 | 9 |
| | | | | | | | | 1988 | 10 |
| 547 | 231 | 48 | 218 | 124 | 64 | 2,412 | Même jour | 1987 | 11 |
| | | | | | | | | 1988 | 12 |
| 1,017 | 428 | 427 | 677 | 577 | 564 | 8,427 | Une nuit ou plus | 1987 | 13 |
| | | | | | | | | 1988 | 14 |
| - | - | - | - | - | - | - | Chemin de fer | 1987 | 15 |
| | | | | | | | | 1988 | 16 |
| 923 | 998 | 604 | 197 | 98 | 50 | 4,618 | Autres moyens | 1987 | 17 |
| | | | | | | | | 1988 | 18 |
| **66,413** | **70,620** | **42,980** | **31,325** | **22,755** | **22,000** | **443,348** | **Total, par terre** | **1987** | 19 |
| | | | | | | | | **1988** | 20 |
| | | | | | | | **Par air:** | | |
| 16,718 | 21,101 | 15,332 | 22,671 | 24,897 | 26,089 | 330,232 | Commercial | 1987 | 21 |
| | | | | | | | | 1988 | 22 |
| 314 | 423 | 372 | 402 | 324 | 283 | 4,072 | Privé | 1987 | 23 |
| | | | | | | | | 1988 | 24 |
| **17,032** | **21,524** | **15,704** | **23,073** | **25,221** | **26,372** | **334,304** | **Total, par air** | **1987** | 25 |
| | | | | | | | | **1988** | 26 |
| | | | | | | | **Par mer:** | | |
| - | - | - | - | - | - | - | Commercial | 1987 | 27 |
| | | | | | | | | 1988 | 28 |
| - | - | - | - | - | - | - | Privé | 1987 | 29 |
| | | | | | | | | 1988 | 30 |
| - | - | - | - | - | - | - | **Total, par mer** | **1987** | 31 |
| | | | | | | | | **1988** | 32 |
| **83,445** | **92,144** | **58,684** | **54,398** | **47,976** | **48,372** | **777,652** | **Total** | **1987** | 33 |
| | | | | | | | | **1988** | 34 |
| Rentrée des pays autres que les États-Unis(2) | | | | | | | | | |
| | | | | | | | **Par terre (via les États-Unis):** | | |
| - | - | 1 | 2 | - | 4 | 15 | 1987 | | 35 |
| | | | | | | | 1988 | | 36 |
| | | | | | | | **Par air:** | | |
| 9,319 | 12,001 | 8,268 | 7,226 | 2,967 | 2,505 | 76,754 | Rentrée directe | 1987 | 37 |
| | | | | | | | | 1988 | 38 |
| 1,874 | 3,329 | 1,541 | 1,708 | 2,722 | 3,491 | 41,478 | Rentrée via les États-Unis | 1987 | 39 |
| | | | | | | | | 1988 | 40 |
| **11,193** | **15,330** | **9,809** | **8,934** | **5,689** | **5,996** | **118,232** | **Total, par air** | **1987** | 41 |
| | | | | | | | | **1988** | 42 |
| | | | | | | | **Par mer:** | | |
| - | - | - | - | - | - | - | Rentrée directe | 1987 | 43 |
| | | | | | | | | 1988 | 44 |
| - | - | - | - | - | - | - | Rentrée via les États-Unis | 1987 | 45 |
| | | | | | | | | 1988 | 46 |
| - | - | - | - | - | - | - | **Total, par mer** | **1987** | 47 |
| | | | | | | | | **1988** | 48 |
| **11,193** | **15,330** | **9,810** | **8,936** | **5,689** | **6,000** | **118,247** | **Total** | **1987** | 49 |
| | | | | | | | | **1988** | 50 |
| **94,638** | **107,474** | **68,494** | **63,334** | **53,665** | **54,372** | **895,899** | **Total global** | **1987** | 51 |
| | | | | | | | | **1988** | 52 |

(1) États-Unis continentaux, Alaska et Hawaï.
(2) Comprend Porto-Rico et les autres protections des États-Unis.

**Alberta** **TABLE 12D. Number of Vehicles Travelling Between Canada and the United States**

| No. | Type of vehicle | | January - Janvier | February - Février | March - Mars | April - Avril | May - Mai | June - Juin | 6 months - mois |
|---|---|---|---|---|---|---|---|---|---|
| | | | United States vehicles | | | | | | |
| | **Automobile:** | | | | | | | | |
| 1 | Same day | 1987 | 2,493 | 2,211 | 2,611 | 3,095 | 3,375 | 6,192 | 19,977 |
| 2 | | 1988 | 2,284 | 2,052 | 2,542 | | | | |
| 3 | One night | 1987 | 285 | 275 | 248 | 300 | 455 | 1,464 | 3,027 |
| 4 | | 1988 | 278 | 358 | 356 | | | | |
| 5 | Two or more nights | 1987 | 870 | 1,173 | 1,293 | 1,517 | 3,605 | 10,090 | 18,548 |
| 6 | | 1988 | 935 | 3,644 | 1,699 | | | | |
| 7 | **Total** | **1987** | **3,648** | **3,659** | **4,152** | **4,912** | **7,435** | **17,746** | **41,552** |
| 8 | | **1988** | **3,497** | **6,054** | **4,597** | | | | |
| 9 | Trucks used commercially | 1987 | 1,286 | 1,665 | 1,941 | 1,797 | 1,794 | 1,940 | 10,423 |
| 10 | | 1988 | 1,318 | 1,691 | 1,797 | | | | |
| 11 | Other vehicles | 1987 | 11 | 2 | - | 21 | 46 | 298 | 378 |
| 12 | | 1988 | 1 | 5 | 2 | | | | |
| 13 | **Total** | **1987** | **4,945** | **5,326** | **6,093** | **6,730** | **9,275** | **19,984** | **52,353** |
| 14 | | **1988** | **4,816** | **7,750** | **6,396** | | | | |
| | | | Canadian vehicles | | | | | | |
| | **Automobile:** | | | | | | | | |
| 15 | Same day | 1987 | 5,501 | 4,791 | 5,051 | 6,159 | 7,359 | 8,062 | 36,923 |
| 16 | | 1988 | 4,934 | 4,884 | 5,418 | | | | |
| 17 | One night | 1987 | 345 | 312 | 355 | 425 | 883 | 1,477 | 3,797 |
| 18 | | 1988 | 306 | 314 | 331 | | | | |
| 19 | Two or more nights | 1987 | 4,126 | 4,265 | 6,222 | 8,726 | 7,469 | 6,038 | 36,846 |
| 20 | | 1988 | 4,044 | 4,894 | 6,215 | | | | |
| 21 | **Total** | **1987** | **9,972** | **9,368** | **11,628** | **15,310** | **15,711** | **15,577** | **77,566** |
| 22 | | **1988** | **9,284** | **10,092** | **11,964** | | | | |
| 23 | Trucks used commercially | 1987 | 1,841 | 1,881 | 2,264 | 2,788 | 2,255 | 2,362 | 13,391 |
| 24 | | 1988 | 2,096 | 2,405 | 2,862 | | | | |
| 25 | Other vehicles | 1987 | 7 | 12 | 30 | 126 | 391 | 370 | 936 |
| 26 | | 1988 | 2 | 14 | 18 | | | | |
| 27 | **Total** | **1987** | **11,820** | **11,261** | **13,922** | **18,224** | **18,357** | **18,309** | **91,893** |
| 28 | | **1988** | **11,382** | **12,511** | **14,844** | | | | |
| | | | Total vehicles | | | | | | |
| | **Automobile:** | | | | | | | | |
| 29 | Same day | 1987 | 7,994 | 7,002 | 7,662 | 9,254 | 10,734 | 14,254 | 56,900 |
| 30 | | 1988 | 7,218 | 6,936 | 7,960 | | | | |
| 31 | One night | 1987 | 630 | 587 | 603 | 725 | 1,338 | 2,941 | 6,824 |
| 32 | | 1988 | 584 | 672 | 687 | | | | |
| 33 | Two or more nights | 1987 | 4,996 | 5,438 | 7,515 | 10,243 | 11,074 | 16,128 | 55,394 |
| 34 | | 1988 | 4,979 | 8,538 | 7,914 | | | | |
| 35 | **Total** | **1987** | **13,620** | **13,027** | **15,780** | **20,222** | **23,146** | **33,323** | **119,118** |
| 36 | | **1988** | **12,781** | **16,146** | **16,561** | | | | |
| 37 | Trucks used commercially | 1987 | 3,127 | 3,546 | 4,205 | 4,585 | 4,049 | 4,302 | 23,814 |
| 38 | | 1988 | 3,414 | 4,096 | 4,659 | | | | |
| 39 | Other vehicles | 1987 | 18 | 14 | 30 | 147 | 437 | 668 | 1,314 |
| 40 | | 1988 | 3 | 19 | 20 | | | | |
| 41 | **Total** | **1987** | **16,765** | **16,587** | **20,015** | **24,954** | **27,632** | **38,293** | **144,246** |
| 42 | | **1988** | **16,198** | **20,261** | **21,240** | | | | |

**TABLEAU 12D. Nombre de véhicules voyageant entre le Canada et les États-Unis** **Alberta**

| July - Juillet | August - Août | September - Septembre | October - Octobre | November - Novembre | December - Décembre | Year - Année | Genre de véhicule | | No |
|---|---|---|---|---|---|---|---|---|---|
| | | | | Véhicules des États-Unis | | | | | |
| | | | | | | | **Automobile:** | | |
| 8,092 | 7,377 | 4,383 | 3,006 | 2,365 | 2,141 | 47,341 | Même jour | 1987 | 1 |
| | | | | | | | | 1988 | 2 |
| 2,178 | 1,724 | 896 | 422 | 285 | 286 | 8,818 | Une nuit | 1987 | 3 |
| | | | | | | | | 1988 | 4 |
| 17,431 | 12,774 | 6,977 | 2,619 | 1,348 | 1,538 | 61,235 | Deux nuits ou plus | 1987 | 5 |
| | | | | | | | | 1988 | 6 |
| **27,701** | **21,875** | **12,256** | **6,047** | **3,998** | **3,965** | **117,394** | **Total** | **1987** | 7 |
| | | | | | | | | **1988** | 8 |
| 1,887 | 1,338 | 2,086 | 2,057 | 1,495 | 1,265 | 20,551 | Camions commerciaux | 1987 | 9 |
| | | | | | | | | 1988 | 10 |
| 728 | 576 | 111 | 13 | 4 | - | 1,810 | Autres véhicules | 1987 | 11 |
| | | | | | | | | 1988 | 12 |
| **30,316** | **23,789** | **14,453** | **8,117** | **5,497** | **5,230** | **139,755** | **Total** | **1987** | 13 |
| | | | | | | | | **1988** | 14 |
| | | | | Véhicules du Canada | | | | | |
| | | | | | | | **Automobile:** | | |
| 9,465 | 8,979 | 7,868 | 6,797 | 5,863 | 5,557 | 81,452 | Même jour | 1987 | 15 |
| | | | | | | | | 1988 | 16 |
| 1,663 | 1,351 | 929 | 648 | 453 | 366 | 9,207 | Une nuit | 1987 | 17 |
| | | | | | | | | 1988 | 18 |
| 12,599 | 15,270 | 8,715 | 5,987 | 3,423 | 3,503 | 86,343 | Deux nuits ou plus | 1987 | 19 |
| | | | | | | | | 1988 | 20 |
| **23,727** | **25,600** | **17,512** | **13,432** | **9,739** | **9,426** | **177,002** | **Total** | **1987** | 21 |
| | | | | | | | | **1988** | 22 |
| 2,336 | 1,845 | 2,914 | 2,756 | 2,044 | 1,871 | 27,157 | Camions commerciaux | 1987 | 23 |
| | | | | | | | | 1988 | 24 |
| 608 | 657 | 361 | 107 | 20 | 1 | 2,690 | Autres véhicules | 1987 | 25 |
| | | | | | | | | 1988 | 26 |
| **26,671** | **28,102** | **20,787** | **16,295** | **11,803** | **11,298** | **206,849** | **Total** | **1987** | 27 |
| | | | | | | | | **1988** | 28 |
| | | | | Total, véhicules | | | | | |
| | | | | | | | **Automobile:** | | |
| 17,557 | 16,356 | 12,251 | 9,803 | 8,228 | 7,698 | 128,793 | Même jour | 1987 | 29 |
| | | | | | | | | 1988 | 30 |
| 3,841 | 3,075 | 1,825 | 1,070 | 738 | 652 | 18,025 | Une nuit | 1987 | 31 |
| | | | | | | | | 1988 | 32 |
| 30,030 | 28,044 | 15,692 | 8,606 | 4,771 | 5,041 | 147,578 | Deux nuits ou plus | 1987 | 33 |
| | | | | | | | | 1988 | 34 |
| **51,428** | **47,475** | **29,768** | **19,479** | **13,737** | **13,391** | **294,396** | **Total** | **1987** | 35 |
| | | | | | | | | **1988** | 36 |
| 4,223 | 3,183 | 5,000 | 4,813 | 3,539 | 3,136 | 47,708 | Camions commerciaux | 1987 | 37 |
| | | | | | | | | 1988 | 38 |
| 1,336 | 1,233 | 472 | 120 | 24 | 1 | 4,500 | Autres véhicules | 1987 | 39 |
| | | | | | | | | 1988 | 40 |
| **56,987** | **51,891** | **35,240** | **24,412** | **17,300** | **16,528** | **346,604** | **Total** | **1987** | 41 |
| | | | | | | | | **1988** | 42 |

**British Columbia** **TABLE 13A. Non-resident Travellers Entering Canada by Type of Transportation**

| No. | Type of transportation | | January - Janvier | February - Février | March - Mars | April - Avril | May - Mai | June - Juin | 6 months - mois |
|---|---|---|---|---|---|---|---|---|---|
| | | | Residents of the United States | | | | | | |
| | **Land:** | | | | | | | | |
| 1 | Automobile | 1987 | 165,640 | 177,729 | 205,240 | 220,232 | 276,776 | 327,218 | 1,372,835 |
| 2 | | 1988 | 181,940 | 186,215 | 202,981 | | | | |
| 3 | Same day | 1987 | 108,974 | 111,562 | 126,895 | 132,979 | 149,940 | 159,462 | 789,812 |
| 4 | | 1988 | 119,471 | 110,322 | 123,865 | | | | |
| 5 | One night | 1987 | 13,274 | 15,516 | 16,453 | 18,779 | 21,500 | 23,545 | 109,067 |
| 6 | | 1988 | 15,132 | 14,880 | 14,892 | | | | |
| 7 | Two or more nights | 1987 | 43,392 | 50,651 | 61,892 | 68,474 | 105,336 | 144,211 | 473,956 |
| 8 | | 1988 | 47,337 | 61,013 | 64,224 | | | | |
| 9 | Bus | 1987 | 6,403 | 6,335 | 8,175 | 10,286 | 17,925 | 21,202 | 70,326 |
| 10 | | 1988 | 6,137 | 6,566 | 6,603 | | | | |
| 11 | Same day | 1987 | 3,600 | 3,350 | 4,358 | 5,716 | 6,656 | 4,710 | 28,390 |
| 12 | | 1988 | 3,437 | 2,843 | 3,273 | | | | |
| 13 | One or more nights | 1987 | 2,803 | 2,985 | 3,817 | 4,570 | 11,269 | 16,492 | 41,936 |
| 14 | | 1988 | 2,700 | 3,723 | 3,330 | | | | |
| 15 | Rail | 1987 | - | - | - | - | - | - | - |
| 16 | | 1988 | - | - | - | | | | |
| 17 | Other methods | 1987 | 3,886 | 5,263 | 8,239 | 12,146 | 28,322 | 36,711 | 94,567 |
| 18 | | 1988 | 2,918 | 5,172 | 8,238 | | | | |
| 19 | **Total land** | 1987 | **175,929** | **189,327** | **221,654** | **242,664** | **323,023** | **385,131** | **1,537,728** |
| 20 | | 1988 | **190,995** | **197,953** | **217,822** | | | | |
| | **Air:** | | | | | | | | |
| 21 | Commercial | 1987 | 13,962 | 15,380 | 18,100 | 19,971 | 28,428 | 48,906 | 144,747 |
| 22 | | 1988 | 15,605 | 19,520 | 22,222 | | | | |
| 23 | Private | 1987 | 341 | 406 | 593 | 905 | 1,684 | 2,641 | 6,570 |
| 24 | | 1988 | 610 | 690 | 831 | | | | |
| 25 | **Total air** | 1987 | **14,303** | **15,786** | **18,693** | **20,876** | **30,112** | **51,547** | **151,317** |
| 26 | | 1988 | **16,215** | **20,210** | **23,053** | | | | |
| | **Marine:** | | | | | | | | |
| 27 | Commercial | 1987 | - | - | - | - | 10,032 | 36,755 | 46,787 |
| 28 | | 1988 | - | - | - | | | | |
| 29 | Private | 1987 | 151 | 214 | 318 | 631 | 2,345 | 4,934 | 8,593 |
| 30 | | 1988 | 107 | 102 | 395 | | | | |
| 31 | **Total marine** | 1987 | **151** | **214** | **318** | **631** | **12,377** | **41,689** | **55,380** |
| 32 | | 1988 | **107** | **102** | **395** | | | | |
| 33 | **Total** | 1987 | **190,383** | **205,327** | **240,665** | **264,171** | **365,512** | **478,367** | **1,744,425** |
| 34 | | 1988 | **207,317** | **218,265** | **241,270** | | | | |
| | | | Residents of countries other than the United States | | | | | | |
| | **Land(via the U.S.A.):** | | | | | | | | |
| 35 | Same day | 1987 | 488 | 302 | 567 | 565 | 1,426 | 2,071 | 5,419 |
| 36 | | 1988 | 521 | 371 | 581 | | | | |
| 37 | One or more nights | 1987 | 2,332 | 2,208 | 3,286 | 4,752 | 8,280 | 14,841 | 35,699 |
| 38 | | 1988 | 2,995 | 2,864 | 4,721 | | | | |
| 39 | **Total land** | 1987 | **2,820** | **2,510** | **3,853** | **5,317** | **9,706** | **16,912** | **41,118** |
| 40 | | 1988 | **3,516** | **3,235** | **5,302** | | | | |
| | **Air:** | | | | | | | | |
| 41 | Entering direct | 1987 | 7,473 | 7,166 | 9,733 | 13,050 | 20,328 | 28,406 | 86,156 |
| 42 | | 1988 | 8,903 | 11,913 | 15,502 | | | | |
| 43 | Entering via the U.S.A. | 1987 | 5,111 | 5,393 | 6,724 | 8,874 | 12,250 | 15,326 | 53,678 |
| 44 | | 1988 | 5,254 | 7,987 | 8,145 | | | | |
| 45 | **Total air** | 1987 | **12,584** | **12,559** | **16,457** | **21,924** | **32,578** | **43,732** | **139,834** |
| 46 | | 1988 | **14,157** | **19,900** | **23,647** | | | | |
| | **Marine:** | | | | | | | | |
| 47 | Entering direct | 1987 | - | - | - | 6 | 1 | - | 7 |
| 48 | | 1988 | - | - | 1 | | | | |
| 49 | Entering via the U.S.A. | 1987 | - | 16 | 13 | 11 | 522 | 2,281 | 2,843 |
| 50 | | 1988 | 1 | 1 | 8 | | | | |
| 51 | **Total marine** | 1987 | - | **16** | **13** | **17** | **523** | **2,281** | **2,850** |
| 52 | | 1988 | **1** | **1** | **9** | | | | |
| 53 | **Total** | 1987 | **15,404** | **15,085** | **20,323** | **27,258** | **42,807** | **62,925** | **183,802** |
| 54 | | 1988 | **17,674** | **23,136** | **28,958** | | | | |
| 55 | **Grand total** | 1987 | **205,787** | **220,412** | **260,988** | **291,429** | **408,319** | **541,292** | **1,928,227** |
| 56 | | 1988 | **224,991** | **241,401** | **270,228** | | | | |

**TABLEAU 13A. Voyageurs non résidents entrant au Canada, selon le moyen de transport** **Colombie-Britannique**

| July - Juillet | August - Août | September - Septembre | October - Octobre | November - Novembre | December - Décembre | Year - Année | Moyen de transport | | No |
|---|---|---|---|---|---|---|---|---|---|
| | | | | Résidents des États-Unis | | | | | |
| | | | | | | | **Par terre:** | | |
| 446,203 | 493,661 | 301,367 | 228,997 | 191,537 | 187,566 | 3,222,166 | Automobile | 1987 | 1 |
| | | | | | | | | 1988 | 2 |
| 193,580 | 216,370 | 146,467 | 131,930 | 125,649 | 113,246 | 1,717,054 | Même jour | 1987 | 3 |
| | | | | | | | | 1988 | 4 |
| 28,736 | 34,169 | 20,955 | 24,244 | 16,678 | 15,082 | 248,931 | Une nuit | 1987 | 5 |
| | | | | | | | | 1988 | 6 |
| 223,887 | 243,122 | 133,945 | 72,823 | 49,210 | 59,238 | 1,256,181 | Deux nuits ou plus | 1987 | 7 |
| | | | | | | | | 1988 | 8 |
| 25,646 | 25,586 | 16,244 | 7,027 | 6,776 | 4,225 | 155,830 | Autocar | 1987 | 9 |
| | | | | | | | | 1988 | 10 |
| 3,603 | 3,369 | 3,479 | 3,305 | 4,587 | 1,960 | 48,693 | Même jour | 1987 | 11 |
| | | | | | | | | 1988 | 12 |
| 22,043 | 22,217 | 12,765 | 3,722 | 2,189 | 2,265 | 107,137 | Une nuit ou plus | 1987 | 13 |
| | | | | | | | | 1988 | 14 |
| - | - | - | - | - | - | - | Chemin de fer | 1987 | 15 |
| | | | | | | | | 1988 | 16 |
| 58,248 | 73,402 | 41,273 | 13,481 | 6,002 | 5,618 | 292,591 | Autres moyens | 1987 | 17 |
| | | | | | | | | 1988 | 18 |
| **530,097** | **592,649** | **358,884** | **249,505** | **204,315** | **197,409** | **3,670,587** | **Total, par terre** | **1987** | 19 |
| | | | | | | | | **1988** | 20 |
| | | | | | | | **Par air:** | | |
| 56,787 | 64,684 | 41,106 | 24,516 | 16,575 | 19,769 | 368,184 | Commercial | 1987 | 21 |
| | | | | | | | | 1988 | 22 |
| 3,526 | 5,215 | 2,157 | 1,259 | 533 | 475 | 19,735 | Privé | 1987 | 23 |
| | | | | | | | | 1988 | 24 |
| **60,313** | **69,899** | **43,263** | **25,775** | **17,108** | **20,244** | **387,919** | **Total, par air** | **1987** | 25 |
| | | | | | | | | **1988** | 26 |
| | | | | | | | **Par mer:** | | |
| 43,212 | 45,462 | 29,742 | 1,975 | - | - | 167,178 | Commercial | 1987 | 27 |
| | | | | | | | | 1988 | 28 |
| 14,031 | 14,673 | 4,988 | 767 | 138 | 222 | 43,412 | Privé | 1987 | 29 |
| | | | | | | | | 1988 | 30 |
| **57,243** | **60,135** | **34,730** | **2,742** | **138** | **222** | **210,590** | **Total, par mer** | **1987** | 31 |
| | | | | | | | | **1988** | 32 |
| **647,653** | **722,683** | **436,877** | **278,022** | **221,561** | **217,875** | **4,269,096** | **Total** | **1987** | 33 |
| | | | | | | | | **1988** | 34 |
| | | | | Résidents des pays autres que les États-Unis | | | | | |
| | | | | | | | **Par terre (via les États-Unis):** | | |
| 2,976 | 3,469 | 1,595 | 814 | 605 | 493 | 15,371 | Même jour | 1987 | 35 |
| | | | | | | | | 1988 | 36 |
| 22,502 | 25,822 | 14,557 | 7,241 | 3,401 | 4,167 | 113,389 | Une nuit ou plus | 1987 | 37 |
| | | | | | | | | 1988 | 38 |
| **25,478** | **29,291** | **16,152** | **8,055** | **4,006** | **4,660** | **128,760** | **Total, par terre** | **1987** | 39 |
| | | | | | | | | **1988** | 40 |
| | | | | | | | **Par air:** | | |
| 39,072 | 38,024 | 24,638 | 14,091 | 9,362 | 13,953 | 225,296 | Entrée directe | 1987 | 41 |
| | | | | | | | | 1988 | 42 |
| 17,352 | 20,525 | 12,644 | 9,693 | 5,888 | 8,992 | 128,772 | Entrée via les États-Unis | 1987 | 43 |
| | | | | | | | | 1988 | 44 |
| **56,424** | **58,549** | **37,282** | **23,784** | **15,250** | **22,945** | **354,068** | **Total, par air** | **1987** | 45 |
| | | | | | | | | **1988** | 46 |
| | | | | | | | **Par mer:** | | |
| 15 | 5 | - | - | - | - | 27 | Entrée directe | 1987 | 47 |
| | | | | | | | | 1988 | 48 |
| 3,282 | 2,689 | 1,428 | 59 | 2 | 5 | 10,308 | Entrée via les États-Unis | 1987 | 49 |
| | | | | | | | | 1988 | 50 |
| **3,297** | **2,694** | **1,428** | **59** | **2** | **5** | **10,335** | **Total, par mer** | **1987** | 51 |
| | | | | | | | | **1988** | 52 |
| **85,199** | **90,534** | **54,862** | **31,898** | **19,258** | **27,610** | **493,163** | **Total** | **1987** | 53 |
| | | | | | | | | **1988** | 54 |
| **732,852** | **813,217** | **491,739** | **309,920** | **240,819** | **245,485** | **4,762,259** | **Total global** | **1987** | 55 |
| | | | | | | | | **1988** | 56 |

**British Columbia** **TABLE 13B. Non-resident Travellers Entering Canada by Country of Residence(1)**

| No. | Country of residence | | January - Janvier | February - Février | March - Mars | April - Avril | May - Mai | June - Juin | 6 months - mois |
|---|---|---|---|---|---|---|---|---|---|
| | **Europe:** | | | | | | | | |
| 1 | Austria | 1987 | 103 | 145 | 119 | 143 | 314 | 536 | 1,360 |
| 2 | | 1988 | 97 | 155 | 161 | | | | |
| 3 | Belgium | 1987 | 45 | 39 | 63 | 73 | 142 | 189 | 551 |
| 4 | | 1988 | 66 | 85 | 42 | | | | |
| 5 | Bulgaria | 1987 | - | 1 | - | 2 | 19 | - | 22 |
| 6 | | 1988 | - | - | - | | | | |
| 7 | Czechoslovakia | 1987 | 9 | 11 | 20 | 43 | 84 | 129 | 296 |
| 8 | | 1988 | 6 | 24 | 24 | | | | |
| 9 | Denmark | 1987 | 105 | 108 | 205 | 227 | 281 | 689 | 1,615 |
| 10 | | 1988 | 155 | 147 | 211 | | | | |
| 11 | Finland | 1987 | 101 | 79 | 104 | 206 | 238 | 298 | 1,026 |
| 12 | | 1988 | 99 | 155 | 181 | | | | |
| 13 | France | 1987 | 183 | 208 | 281 | 337 | 589 | 785 | 2,383 |
| 14 | | 1988 | 205 | 261 | 309 | | | | |
| 15 | Germany (Federal Republic) | 1987 | 1,730 | 1,557 | 2,217 | 4,095 | 5,599 | 8,264 | 23,462 |
| 16 | | 1988 | 1,265 | 1,228 | 2,325 | | | | |
| 17 | Greece | 1987 | 42 | 46 | 53 | 64 | 80 | 132 | 417 |
| 18 | | 1988 | 63 | 31 | 56 | | | | |
| 19 | Hungary | 1987 | 19 | 11 | 34 | 38 | 66 | 134 | 302 |
| 20 | | 1988 | 21 | 23 | 34 | | | | |
| 21 | Iceland | 1987 | 3 | 8 | 6 | 10 | 12 | 36 | 75 |
| 22 | | 1988 | 10 | 6 | 9 | | | | |
| 23 | Ireland (Republic) | 1987 | 60 | 38 | 85 | 113 | 111 | 162 | 569 |
| 24 | | 1988 | 42 | 46 | 120 | | | | |
| 25 | Italy | 1987 | 104 | 96 | 121 | 138 | 227 | 432 | 1,118 |
| 26 | | 1988 | 161 | 122 | 141 | | | | |
| 27 | Malta | 1987 | 1 | - | 1 | 9 | 2 | 7 | 20 |
| 28 | | 1988 | 7 | - | 6 | | | | |
| 29 | Netherlands, The | 1987 | 375 | 343 | 523 | 654 | 1,358 | 2,354 | 5,607 |
| 30 | | 1988 | 496 | 439 | 628 | | | | |
| 31 | Norway | 1987 | 146 | 141 | 179 | 300 | 319 | 610 | 1,695 |
| 32 | | 1988 | 187 | 250 | 294 | | | | |
| 33 | Poland | 1987 | 14 | 19 | 331 | 330 | 524 | 80 | 1,298 |
| 34 | | 1988 | 9 | 21 | 217 | | | | |
| 35 | Portugal | 1987 | 10 | 4 | 13 | 15 | 46 | 51 | 139 |
| 36 | | 1988 | 9 | 4 | 9 | | | | |
| 37 | Rumania | 1987 | - | 2 | - | 2 | 3 | 8 | 15 |
| 38 | | 1988 | 5 | 7 | 2 | | | | |
| 39 | Spain | 1987 | 36 | 29 | 42 | 62 | 129 | 155 | 453 |
| 40 | | 1988 | 49 | 40 | 67 | | | | |
| 41 | Sweden | 1987 | 204 | 167 | 228 | 345 | 539 | 707 | 2,190 |
| 42 | | 1988 | 211 | 320 | 322 | | | | |
| 43 | Switzerland | 1987 | 192 | 190 | 375 | 434 | 911 | 1,378 | 3,480 |
| 44 | | 1988 | 211 | 273 | 324 | | | | |
| 45 | Turkey | 1987 | 14 | 18 | 19 | 17 | 24 | 28 | 120 |
| 46 | | 1988 | 19 | 5 | 7 | | | | |
| 47 | United Kingdom | 1987 | 1,931 | 1,826 | 3,099 | 4,327 | 8,222 | 10,150 | 29,555 |
| 48 | | 1988 | 2,011 | 2,396 | 4,130 | | | | |
| 49 | U.S.S.R. | 1987 | - | - | - | - | 13 | 10 | 23 |
| 50 | | 1988 | 2 | 3 | 8 | | | | |
| 51 | Yugoslavia | 1987 | 17 | 22 | 21 | 30 | 46 | 91 | 227 |
| 52 | | 1988 | 37 | 59 | 27 | | | | |
| 53 | Other | 1987 | 33 | 20 | 11 | 30 | 42 | 65 | 201 |
| 54 | | 1988 | 14 | 21 | 34 | | | | |
| 55 | **Total** | **1987** | **5,477** | **5,128** | **8,150** | **12,044** | **19,940** | **27,480** | **78,219** |
| 56 | | **1988** | **5,457** | **6,121** | **9,688** | | | | |
| | **Africa:** | | | | | | | | |
| 57 | Algeria | 1987 | - | - | 1 | - | 4 | 3 | 8 |
| 58 | | 1988 | - | 1 | 1 | | | | |
| 59 | Egypt | 1987 | 7 | 4 | 4 | 12 | 15 | 42 | 84 |
| 60 | | 1988 | 13 | 4 | 7 | | | | |
| 61 | Nigeria | 1987 | 6 | 4 | 21 | 7 | 47 | 19 | 104 |
| 62 | | 1988 | 12 | 3 | 10 | | | | |
| 63 | South Africa | 1987 | 128 | 89 | 91 | 102 | 156 | 232 | 798 |
| 64 | | 1988 | 95 | 48 | 101 | | | | |
| 65 | Other | 1987 | 67 | 73 | 90 | 130 | 161 | 174 | 695 |
| 66 | | 1988 | 70 | 44 | 94 | | | | |
| 67 | **Total** | **1987** | **208** | **170** | **207** | **251** | **383** | **470** | **1,689** |
| 68 | | **1988** | **190** | **100** | **213** | | | | |
| | **Asia:** | | | | | | | | |
| 69 | China | 1987 | 263 | 276 | 333 | 364 | 613 | 744 | 2,593 |
| 70 | | 1988 | 510 | 406 | 559 | | | | |
| 71 | Hong Kong | 1987 | 2,241 | 1,681 | 1,254 | 2,120 | 2,547 | 3,314 | 13,157 |
| 72 | | 1988 | 1,703 | 4,656 | 2,513 | | | | |
| 73 | India | 1987 | 108 | 70 | 159 | 184 | 443 | 487 | 1,451 |
| 74 | | 1988 | 111 | 144 | 185 | | | | |
| 75 | Iran | 1987 | 32 | 1 | 21 | 27 | 32 | 29 | 142 |
| 76 | | 1988 | 18 | 11 | 17 | | | | |

See footnote(s) at end of table.

**TABLEAU 13B. Voyageurs non résidents entrant au Canada, selon le pays de résidence(1)** **Colombie-Britannique**

| July - Juillet | August - Août | September - Septembre | October - Octobre | November - Novembre | December - Décembre | Year - Année | Pays de résidence | | No |
|---|---|---|---|---|---|---|---|---|---|
| | | | | | | | **Europe:** | | |
| 927 | 871 | 510 | 186 | 95 | 188 | 4,137 | Autriche | 1987 | 1 |
| | | | | | | | | 1988 | 2 |
| 436 | 363 | 207 | 97 | 69 | 78 | 1,801 | Belgique | 1987 | 3 |
| | | | | | | | | 1988 | 4 |
| 4 | 11 | - | - | 2 | 1 | 40 | Bulgarie | 1987 | 5 |
| | | | | | | | | 1988 | 6 |
| 105 | 71 | 63 | 54 | 12 | 26 | 627 | Tchécoslovaquie | 1987 | 7 |
| | | | | | | | | 1988 | 8 |
| 995 | 602 | 326 | 283 | 136 | 179 | 4,136 | Danemark | 1987 | 9 |
| | | | | | | | | 1988 | 10 |
| 587 | 267 | 196 | 117 | 141 | 92 | 2,426 | Finlande | 1987 | 11 |
| | | | | | | | | 1988 | 12 |
| 1,673 | 2,025 | 706 | 295 | 251 | 322 | 7,655 | France | 1987 | 13 |
| | | | | | | | | 1988 | 14 |
| 11,061 | 11,438 | 6,608 | 2,593 | 1,360 | 1,464 | 57,986 | Allemagne (République fédérale) | 1987 | 15 |
| | | | | | | | | 1988 | 16 |
| 160 | 132 | 106 | 69 | 55 | 84 | 1,023 | Grèce | 1987 | 17 |
| | | | | | | | | 1988 | 18 |
| 99 | 138 | 53 | 45 | 35 | 35 | 707 | Hongrie | 1987 | 19 |
| | | | | | | | | 1988 | 20 |
| 48 | 50 | 35 | 12 | 14 | 14 | 248 | Islande | 1987 | 21 |
| | | | | | | | | 1988 | 22 |
| 197 | 295 | 188 | 96 | 64 | 68 | 1,477 | Irlande (République d') | 1987 | 23 |
| | | | | | | | | 1988 | 24 |
| 1,359 | 1,430 | 484 | 269 | 135 | 160 | 4,955 | Italie | 1987 | 25 |
| | | | | | | | | 1988 | 26 |
| 16 | 10 | 3 | 4 | - | - | 53 | Malte | 1987 | 27 |
| | | | | | | | | 1988 | 28 |
| 2,970 | 2,300 | 2,096 | 941 | 508 | 595 | 15,017 | Pays-Bas | 1987 | 29 |
| | | | | | | | | 1988 | 30 |
| 810 | 536 | 381 | 273 | 140 | 172 | 4,007 | Norvège | 1987 | 31 |
| | | | | | | | | 1988 | 32 |
| 202 | 728 | 811 | 497 | 650 | 499 | 4,685 | Pologne | 1987 | 33 |
| | | | | | | | | 1988 | 34 |
| 51 | 135 | 41 | 39 | 17 | 18 | 440 | Portugal | 1987 | 35 |
| | | | | | | | | 1988 | 36 |
| 16 | 5 | 1 | 6 | 4 | 3 | 50 | Roumanie | 1987 | 37 |
| | | | | | | | | 1988 | 38 |
| 327 | 347 | 152 | 97 | 76 | 80 | 1,532 | Espagne | 1987 | 39 |
| | | | | | | | | 1988 | 40 |
| 853 | 553 | 403 | 442 | 282 | 204 | 4,927 | Suède | 1987 | 41 |
| | | | | | | | | 1988 | 42 |
| 2,717 | 1,784 | 1,369 | 563 | 265 | 287 | 10,465 | Suisse | 1987 | 43 |
| | | | | | | | | 1988 | 44 |
| 40 | 43 | 22 | 11 | 17 | 11 | 264 | Turquie | 1987 | 45 |
| | | | | | | | | 1988 | 46 |
| 13,863 | 15,242 | 10,419 | 5,842 | 2,437 | 3,848 | 81,206 | Royaume-Uni | 1987 | 47 |
| | | | | | | | | 1988 | 48 |
| 16 | 22 | 6 | 3 | 2 | 1 | 73 | U.R.S.S. | 1987 | 49 |
| | | | | | | | | 1988 | 50 |
| 82 | 98 | 43 | 36 | 44 | 34 | 564 | Yougoslavie | 1987 | 51 |
| | | | | | | | | 1988 | 52 |
| 159 | 75 | 39 | 32 | 19 | 20 | 545 | Autres | 1987 | 53 |
| | | | | | | | | 1988 | 54 |
| **39,773** | **39,571** | **25,268** | **12,902** | **6,830** | **8,483** | **211,046** | **Total** | **1987** | 55 |
| | | | | | | | | **1988** | 56 |
| | | | | | | | **Afrique:** | | |
| 3 | 9 | 6 | 1 | - | 2 | 29 | Algérie | 1987 | 57 |
| | | | | | | | | 1988 | 58 |
| 25 | 58 | 23 | 4 | 2 | 13 | 209 | Égypte | 1987 | 59 |
| | | | | | | | | 1988 | 60 |
| 16 | 42 | 12 | 20 | 13 | 12 | 219 | Nigeria | 1987 | 61 |
| | | | | | | | | 1988 | 62 |
| 271 | 271 | 221 | 197 | 78 | 101 | 1,937 | Afrique du Sud | 1987 | 63 |
| | | | | | | | | 1988 | 64 |
| 248 | 306 | 208 | 129 | 83 | 135 | 1,804 | Autres | 1987 | 65 |
| | | | | | | | | 1988 | 66 |
| **563** | **686** | **470** | **351** | **176** | **263** | **4,198** | **Total** | **1987** | 67 |
| | | | | | | | | **1988** | 68 |
| | | | | | | | **Asie:** | | |
| 849 | 1,207 | 1,127 | 563 | 589 | 595 | 7,523 | Chine | 1987 | 69 |
| | | | | | | | | 1988 | 70 |
| 6,376 | 7,494 | 3,750 | 2,325 | 1,664 | 2,979 | 37,745 | Hong-Kong | 1987 | 71 |
| | | | | | | | | 1988 | 72 |
| 436 | 539 | 350 | 312 | 185 | 144 | 3,417 | Inde | 1987 | 73 |
| | | | | | | | | 1988 | 74 |
| 41 | 52 | 28 | 45 | 15 | 26 | 349 | Iran | 1987 | 75 |
| | | | | | | | | 1988 | 76 |

Voir renvoi(s) à la fin du tableau.

**British Columbia** **TABLE 13B. Non-resident Travellers Entering Canada by Country of Residence(1) – Concluded**

| No. | Country of residence | | January – Janvier | February – Février | March – Mars | April – Avril | May – Mai | June – Juin | 6 months – mois |
|---|---|---|---|---|---|---|---|---|---|
| | **Asia – Concluded:** | | | | | | | | |
| 1 | Israel | 1987 | 106 | 77 | 90 | 142 | 228 | 539 | 1,182 |
| 2 | | 1988 | 126 | 44 | 195 | | | | |
| 3 | Japan | 1987 | 2,843 | 3,628 | 5,258 | 5,651 | 7,271 | 13,558 | 38,209 |
| 4 | | 1988 | 4,364 | 6,090 | 8,658 | | | | |
| 5 | Korea, South | 1987 | 182 | 214 | 172 | 154 | 299 | 342 | 1,363 |
| 6 | | 1988 | 216 | 252 | 200 | | | | |
| 7 | Lebanon | 1987 | 6 | 4 | 1 | 6 | 12 | 15 | 44 |
| 8 | | 1988 | 8 | 1 | 7 | | | | |
| 9 | Malaysia | 1987 | 102 | 132 | 116 | 311 | 407 | 569 | 1,637 |
| 10 | | 1988 | 163 | 131 | 287 | | | | |
| 11 | Pakistan | 1987 | 31 | 26 | 14 | 13 | 44 | 77 | 205 |
| 12 | | 1988 | 22 | 4 | 43 | | | | |
| 13 | Philippines | 1987 | 188 | 235 | 293 | 669 | 1,079 | 678 | 3,142 |
| 14 | | 1988 | 253 | 240 | 331 | | | | |
| 15 | Singapore | 1987 | 134 | 93 | 305 | 296 | 525 | 1,150 | 2,503 |
| 16 | | 1988 | 132 | 140 | 406 | | | | |
| 17 | Taiwan | 1987 | 172 | 270 | 169 | 162 | 550 | 1,123 | 2,446 |
| 18 | | 1988 | 246 | 386 | 266 | | | | |
| 19 | Other : | 1987 | 259 | 191 | 289 | 370 | 764 | 1,550 | 3,423 |
| 20 | | 1988 | 283 | 298 | 494 | | | | |
| 21 | **Total** | **1987** | **6,667** | **6,898** | **8,474** | **10,469** | **14,814** | **24,175** | **71,497** |
| 22 | | **1988** | **8,155** | **12,803** | **14,161** | | | | |
| | **North America, Central America and Caribbean:** | | | | | | | | |
| 23 | Bahamas | 1987 | 11 | 4 | 8 | 3 | 15 | 20 | 61 |
| 24 | | 1988 | 2 | 8 | 17 | | | | |
| 25 | Barbados | 1987 | 5 | 7 | 4 | 11 | 6 | 4 | 37 |
| 26 | | 1988 | 1 | 2 | 1 | | | | |
| 27 | Bermuda | 1987 | 4 | 3 | 12 | - | 16 | 13 | 48 |
| 28 | | 1988 | 12 | 5 | 13 | | | | |
| 29 | Cuba | 1987 | - | - | - | - | 2 | 2 | 4 |
| 30 | | 1988 | 1 | - | - | | | | |
| 31 | Dominican Republic | 1987 | - | 1 | 3 | 5 | 18 | 13 | 40 |
| 32 | | 1988 | 4 | 2 | 10 | | | | |
| 33 | Haiti | 1987 | 2 | - | 1 | - | 6 | 4 | 13 |
| 34 | | 1988 | - | 2 | 1 | | | | |
| 35 | Jamaica | 1987 | 5 | 3 | 3 | 7 | 20 | 11 | 49 |
| 36 | | 1988 | - | 2 | 1 | | | | |
| 37 | Mexico | 1987 | 185 | 195 | 212 | 611 | 856 | 1,614 | 3,673 |
| 38 | | 1988 | 217 | 284 | 698 | | | | |
| 39 | St. Pierre and Miquelon | 1987 | - | - | - | - | - | 1 | 1 |
| 40 | | 1988 | - | - | - | | | | |
| 41 | Trinidad and Tobago | 1987 | 12 | 7 | 9 | 11 | 20 | 19 | 78 |
| 42 | | 1988 | 4 | 1 | 10 | | | | |
| 43 | Other | 1987 | 103 | 79 | 81 | 113 | 206 | 203 | 785 |
| 44 | | 1988 | 51 | 66 | 161 | | | | |
| 45 | **Total** | **1987** | **327** | **299** | **333** | **761** | **1,165** | **1,904** | **4,789** |
| 46 | | **1988** | **292** | **372** | **912** | | | | |
| | **South America:** | | | | | | | | |
| 47 | Argentina | 1987 | 99 | 265 | 174 | 86 | 85 | 227 | 936 |
| 48 | | 1988 | 90 | 304 | 357 | | | | |
| 49 | Brazil | 1987 | 65 | 61 | 53 | 93 | 132 | 124 | 528 |
| 50 | | 1988 | 93 | 66 | 55 | | | | |
| 51 | Colombia | 1987 | 15 | 9 | 13 | 15 | 25 | 52 | 129 |
| 52 | | 1988 | 16 | 8 | 7 | | | | |
| 53 | Guyana | 1987 | - | - | 2 | - | 6 | - | 8 |
| 54 | | 1988 | - | 5 | 5 | | | | |
| 55 | Venezuela | 1987 | 21 | 5 | 8 | 14 | 41 | 43 | 132 |
| 56 | | 1988 | 2 | 5 | 7 | | | | |
| 57 | Other | 1987 | 77 | 60 | 93 | 65 | 152 | 167 | 614 |
| 58 | | 1988 | 82 | 75 | 150 | | | | |
| 59 | **Total** | **1987** | **277** | **400** | **343** | **273** | **441** | **613** | **2,347** |
| 60 | | **1988** | **283** | **463** | **581** | | | | |
| | **Oceania and other Ocean Islands:** | | | | | | | | |
| 61 | Australia | 1987 | 1,598 | 1,309 | 1,739 | 2,051 | 3,442 | 5,038 | 15,177 |
| 62 | | 1988 | 2,114 | 2,268 | 2,449 | | | | |
| 63 | New Zealand | 1987 | 567 | 644 | 867 | 1,191 | 2,287 | 2,697 | 8,253 |
| 64 | | 1988 | 978 | 909 | 832 | | | | |
| 65 | Other | 1987 | 283 | 237 | 210 | 218 | 335 | 548 | 1,831 |
| 66 | | 1988 | 205 | 100 | 122 | | | | |
| 67 | **Total** | **1987** | **2,448** | **2,190** | **2,816** | **3,460** | **6,064** | **8,283** | **25,261** |
| 68 | | **1988** | **3,297** | **3,277** | **3,403** | | | | |
| 69 | **Grand total** | **1987** | **15,404** | **15,085** | **20,323** | **27,258** | **42,807** | **62,925** | **183,802** |
| 70 | | **1988** | **17,674** | **23,136** | **28,958** | | | | |

(1) Additional data are available by country on request.

**TABLEAU 13B. Voyageurs non résidents entrant au Canada, selon le pays de résidence(1) – fin Colombie-Britannique**

| July<br>-<br>Juillet | August<br>-<br>Août | September<br>-<br>Septembre | October<br>-<br>Octobre | November<br>-<br>Novembre | December<br>-<br>Décembre | Year<br>-<br>Année | Pays de résidence | | No |
|---|---|---|---|---|---|---|---|---|---|
| | | | | | | | **Asie – fin:** | | |
| 1,344 | 1,232 | 842 | 211 | 83 | 61 | 4,955 | Israël | 1987 | 1 |
| | | | | | | | | 1988 | 2 |
| 17,743 | 22,334 | 10,452 | 6,370 | 3,548 | 5,640 | 104,296 | Japon | 1987 | 3 |
| | | | | | | | | 1988 | 4 |
| 342 | 446 | 280 | 262 | 145 | 155 | 2,993 | Corée du Sud | 1987 | 5 |
| | | | | | | | | 1988 | 6 |
| 15 | 17 | 7 | 5 | 2 | 2 | 92 | Liban | 1987 | 7 |
| | | | | | | | | 1988 | 8 |
| 436 | 617 | 442 | 481 | 321 | 515 | 4,449 | Malaisie | 1987 | 9 |
| | | | | | | | | 1988 | 10 |
| 51 | 87 | 61 | 33 | 15 | 18 | 470 | Pakistan | 1987 | 11 |
| | | | | | | | | 1988 | 12 |
| 598 | 537 | 577 | 479 | 350 | 309 | 5,992 | Philippines | 1987 | 13 |
| | | | | | | | | 1988 | 14 |
| 360 | 524 | 367 | 326 | 358 | 976 | 5,414 | Singapour | 1987 | 15 |
| | | | | | | | | 1988 | 16 |
| 1,543 | 983 | 587 | 359 | 205 | 350 | 6,473 | Taïwan | 1987 | 17 |
| | | | | | | | | 1988 | 18 |
| 1,433 | 1,338 | 661 | 476 | 282 | 602 | 8,215 | Autres | 1987 | 19 |
| | | | | | | | | 1988 | 20 |
| **31,567** | **37,407** | **19,531** | **12,247** | **7,762** | **12,372** | **192,383** | **Total** | **1987** | 21 |
| | | | | | | | | **1988** | 22 |
| | | | | | | | **Amérique du Nord, Amérique centrale et Antilles:** | | |
| 54 | 52 | 40 | 49 | 5 | 10 | 271 | Bahamas | 1987 | 23 |
| | | | | | | | | 1988 | 24 |
| 8 | 12 | 9 | 4 | 1 | 6 | 77 | Barbade | 1987 | 25 |
| | | | | | | | | 1988 | 26 |
| 36 | 32 | 15 | 11 | 12 | 11 | 165 | Bermudes | 1987 | 27 |
| | | | | | | | | 1988 | 28 |
| 2 | 10 | 11 | 3 | 2 | 1 | 33 | Cuba | 1987 | 29 |
| | | | | | | | | 1988 | 30 |
| 20 | 17 | 2 | 4 | 2 | 10 | 95 | Dominicaine (République) | 1987 | 31 |
| | | | | | | | | 1988 | 32 |
| 10 | 6 | - | - | 2 | 1 | 32 | Haïti | 1987 | 33 |
| | | | | | | | | 1988 | 34 |
| 4 | 22 | 11 | 9 | 3 | 18 | 116 | Jamaïque | 1987 | 35 |
| | | | | | | | | 1988 | 36 |
| 3,542 | 2,630 | 1,593 | 415 | 199 | 524 | 12,576 | Mexique | 1987 | 37 |
| | | | | | | | | 1988 | 38 |
| - | - | - | - | - | - | 1 | St. Pierre-et-Miquelon | 1987 | 39 |
| | | | | | | | | 1988 | 40 |
| 32 | 80 | 23 | 18 | 18 | 15 | 264 | Trinité et Tobago | 1987 | 41 |
| | | | | | | | | 1988 | 42 |
| 259 | 246 | 196 | 161 | 88 | 122 | 1,857 | Autres | 1987 | 43 |
| | | | | | | | | 1988 | 44 |
| **3,967** | **3,107** | **1,900** | **674** | **332** | **718** | **15,487** | **Total** | **1987** | 45 |
| | | | | | | | | **1988** | 46 |
| | | | | | | | **Amérique du Sud:** | | |
| 134 | 207 | 110 | 96 | 120 | 145 | 1,748 | Argentine | 1987 | 47 |
| | | | | | | | | 1988 | 48 |
| 212 | 160 | 103 | 71 | 62 | 69 | 1,205 | Brésil | 1987 | 49 |
| | | | | | | | | 1988 | 50 |
| 45 | 44 | 35 | 13 | 8 | 15 | 289 | Colombie | 1987 | 51 |
| | | | | | | | | 1988 | 52 |
| 7 | 7 | 4 | 1 | 1 | - | 28 | Guyane | 1987 | 53 |
| | | | | | | | | 1988 | 54 |
| 45 | 86 | 37 | 9 | 18 | 15 | 342 | Venezuela | 1987 | 55 |
| | | | | | | | | 1988 | 56 |
| 167 | 139 | 131 | 81 | 77 | 92 | 1,301 | Autres | 1987 | 57 |
| | | | | | | | | 1988 | 58 |
| **610** | **643** | **420** | **271** | **286** | **336** | **4,913** | **Total** | **1987** | 59 |
| | | | | | | | | **1988** | 60 |
| | | | | | | | **Océanie et autres îles océaniques:** | | |
| 5,378 | 5,272 | 4,433 | 2,985 | 1,842 | 3,320 | 38,407 | Australie | 1987 | 61 |
| | | | | | | | | 1988 | 62 |
| 2,851 | 3,237 | 2,316 | 1,306 | 896 | 1,354 | 20,213 | Nouvelle-Zélande | 1987 | 63 |
| | | | | | | | | 1988 | 64 |
| 490 | 611 | 524 | 1,162 | 1,134 | 764 | 6,516 | Autres | 1987 | 65 |
| | | | | | | | | 1988 | 66 |
| **8,719** | **9,120** | **7,273** | **5,453** | **3,872** | **5,438** | **65,136** | **Total** | **1987** | 67 |
| | | | | | | | | **1988** | 68 |
| **85,199** | **90,534** | **54,862** | **31,898** | **19,258** | **27,610** | **493,163** | **Total global** | **1987** | 69 |
| | | | | | | | | **1988** | 70 |

(1) D'autres renseignements sont disponibles par pays, sur demande.

**British Columbia** **TABLE 13C. Resident Travellers Returning to Canada by Type of Transportation**

| No. | Type of transportation | | January - Janvier | February - Février | March - Mars | April - Avril | May - Mai | June - Juin | 6 months - mois |
|---|---|---|---|---|---|---|---|---|---|
| | | | Returning from the United States(1) | | | | | | |
| | **Land:** | | | | | | | | |
| 1 | Automobile | 1987 | 548,699 | 610,794 | 845,378 | 996,668 | 1,058,582 | 1,042,018 | 5,102,139 |
| 2 | | 1988 | 727,450 | 645,966 | 883,075 | | | | |
| 3 | Same day | 1987 | 468,689 | 536,712 | 725,099 | 859,182 | 902,234 | 902,895 | 4,394,811 |
| 4 | | 1988 | 639,841 | 570,579 | 778,813 | | | | |
| 5 | One night | 1987 | 16,679 | 15,436 | 20,050 | 24,436 | 30,021 | 31,066 | 137,688 |
| 6 | | 1988 | 18,433 | 14,801 | 18,476 | | | | |
| 7 | Two or more nights | 1987 | 63,331 | 58,646 | 100,229 | 113,050 | 126,327 | 108,057 | 569,640 |
| 8 | | 1988 | 69,176 | 60,586 | 85,786 | | | | |
| 9 | Bus | 1987 | 13,334 | 12,300 | 15,016 | 13,391 | 13,220 | 10,025 | 77,286 |
| 10 | | 1988 | 14,687 | 12,457 | 16,449 | | | | |
| 11 | Same day | 1987 | 3,245 | 3,382 | 3,704 | 5,231 | 4,203 | 3,331 | 23,096 |
| 12 | | 1988 | 4,164 | 3,326 | 3,556 | | | | |
| 13 | One or more nights | 1987 | 10,089 | 8,918 | 11,312 | 8,160 | 9,017 | 6,694 | 54,190 |
| 14 | | 1988 | 10,523 | 9,131 | 12,893 | | | | |
| 15 | Rail | 1987 | - | - | - | - | - | - | - |
| 16 | | 1988 | - | - | - | | | | |
| 17 | Other methods | 1987 | 3,472 | 4,758 | 7,277 | 10,353 | 12,260 | 13,899 | 52,019 |
| 18 | | 1988 | 3,012 | 3,854 | 4,986 | | | | |
| 19 | **Total land** | **1987** | **565,505** | **627,852** | **867,671** | **1,020,412** | **1,084,062** | **1,065,942** | **5,231,444** |
| 20 | | **1988** | **745,149** | **662,277** | **904,510** | | | | |
| | **Air:** | | | | | | | | |
| 21 | Commercial | 1987 | 50,888 | 46,044 | 67,303 | 41,543 | 36,511 | 26,051 | 268,340 |
| 22 | | 1988 | 46,151 | 43,984 | 50,392 | | | | |
| 23 | Private | 1987 | 323 | 513 | 774 | 537 | 874 | 1,210 | 4,231 |
| 24 | | 1988 | 842 | 827 | 966 | | | | |
| 25 | **Total air** | **1987** | **51,211** | **46,557** | **68,077** | **42,080** | **37,385** | **27,261** | **272,571** |
| 26 | | **1988** | **46,993** | **44,811** | **51,358** | | | | |
| | **Marine:** | | | | | | | | |
| 27 | Commercial | 1987 | - | - | - | - | 1,744 | 2,527 | 4,271 |
| 28 | | 1988 | - | - | - | | | | |
| 29 | Private | 1987 | 124 | 192 | 243 | 1,288 | 1,866 | 2,476 | 6,189 |
| 30 | | 1988 | 296 | 139 | 351 | | | | |
| 31 | **Total marine** | **1987** | **124** | **192** | **243** | **1,288** | **3,610** | **5,003** | **10,460** |
| 32 | | **1988** | **296** | **139** | **351** | | | | |
| 33 | **Total** | **1987** | **616,840** | **674,601** | **935,991** | **1,063,780** | **1,125,057** | **1,098,206** | **5,514,475** |
| 34 | | **1988** | **792,438** | **707,227** | **956,219** | | | | |
| | | | Returning from countries other than the United States(2) | | | | | | |
| | **Land (Via the U.S.A.):** | | | | | | | | |
| 35 | 1987 | | 6 | - | 41 | 37 | 7 | 22 | 113 |
| 36 | 1988 | | 4 | 2 | 26 | | | | |
| | **Air:** | | | | | | | | |
| 37 | Returning direct | 1987 | 21,033 | 16,188 | 22,236 | 17,105 | 19,842 | 19,696 | 116,100 |
| 38 | | 1988 | 24,632 | 19,304 | 21,645 | | | | |
| 39 | Returning via the U.S.A. | 1987 | 9,572 | 7,965 | 9,719 | 5,802 | 6,716 | 3,894 | 43,668 |
| 40 | | 1988 | 9,525 | 7,421 | 7,703 | | | | |
| 41 | **Total air** | **1987** | **30,605** | **24,153** | **31,955** | **22,907** | **26,558** | **23,590** | **159,768** |
| 42 | | **1988** | **34,157** | **26,725** | **29,348** | | | | |
| | **Marine:** | | | | | | | | |
| 43 | Returning direct | 1987 | - | - | - | - | - | - | - |
| 44 | | 1988 | - | - | - | | | | |
| 45 | Returning via the U.S.A. | 1987 | - | - | - | - | 7 | 1 | 8 |
| 46 | | 1988 | - | - | - | | | | |
| 47 | **Total marine** | **1987** | **-** | **-** | **-** | **-** | **7** | **1** | **8** |
| 48 | | **1988** | **-** | **-** | **-** | | | | |
| 49 | **Total** | **1987** | **30,611** | **24,153** | **31,996** | **22,944** | **26,572** | **23,613** | **159,889** |
| 50 | | **1988** | **34,161** | **26,727** | **29,374** | | | | |
| 51 | **Grand total** | **1987** | **647,451** | **698,754** | **967,987** | **1,086,724** | **1,151,629** | **1,121,819** | **5,674,364** |
| 52 | | **1988** | **826,599** | **733,954** | **985,593** | | | | |

(1) Continental United States, Alaska and Hawaii.
(2) Includes Puerto Rico and other U.S. protectorates.

**TABLEAU 13C. Voyageurs résidents revenant au Canada, selon le moyen de transport** **Colombie-Britannique**

| July - Juillet | August - Août | September - Septembre | October - Octobre | November - Novembre | December - Décembre | Year - Année | Moyen de transport | | No |
|---|---|---|---|---|---|---|---|---|---|
| Rentrée des États-Unis(1) | | | | | | | | | |
| | | | | | | | **Par terre:** | | |
| 1,242,492 | 1,361,211 | 975,080 | 921,452 | 825,840 | 744,521 | 11,172,735 | Automobile | 1987 | 1 |
| | | | | | | | | 1988 | 2 |
| 1,004,164 | 1,044,922 | 803,441 | 790,200 | 727,463 | 662,424 | 9,427,425 | Même jour | 1987 | 3 |
| | | | | | | | | 1988 | 4 |
| 44,280 | 50,597 | 29,172 | 24,472 | 22,539 | 16,016 | 324,764 | Une nuit | 1987 | 5 |
| | | | | | | | | 1988 | 6 |
| 194,048 | 265,692 | 142,467 | 106,780 | 75,838 | 66,081 | 1,420,546 | Deux nuits ou plus | 1987 | 7 |
| | | | | | | | | 1988 | 8 |
| 8,724 | 9,958 | 9,662 | 14,297 | 14,814 | 10,549 | 145,290 | Autocar | 1987 | 9 |
| | | | | | | | | 1988 | 10 |
| 2,937 | 2,937 | 3,997 | 3,246 | 3,124 | 3,131 | 42,468 | Même jour | 1987 | 11 |
| | | | | | | | | 1988 | 12 |
| 5,787 | 7,021 | 5,665 | 11,051 | 11,690 | 7,418 | 102,822 | Une nuit ou plus | 1987 | 13 |
| | | | | | | | | 1988 | 14 |
| - | - | - | - | - | - | - | Chemin de fer | 1987 | 15 |
| | | | | | | | | 1988 | 16 |
| 17,590 | 19,860 | 13,367 | 7,829 | 3,935 | 3,160 | 117,760 | Autres moyens | 1987 | 17 |
| | | | | | | | | 1988 | 18 |
| **1,268,806** | **1,391,029** | **998,109** | **943,578** | **844,589** | **758,230** | **11,435,785** | **Total, par terre** | **1987** | 19 |
| | | | | | | | | **1988** | 20 |
| | | | | | | | **Par air:** | | |
| 25,139 | 31,568 | 28,954 | 37,160 | 39,730 | 31,848 | 462,739 | Commercial | 1987 | 21 |
| | | | | | | | | 1988 | 22 |
| 1,352 | 1,470 | 1,137 | 977 | 679 | 688 | 10,534 | Privé | 1987 | 23 |
| | | | | | | | | 1988 | 24 |
| **26,491** | **33,038** | **30,091** | **38,137** | **40,409** | **32,536** | **473,273** | **Total, par air** | **1987** | 25 |
| | | | | | | | | **1988** | 26 |
| | | | | | | | **Par mer:** | | |
| 4,771 | 2,793 | 3,447 | 242 | - | - | 15,524 | Commercial | 1987 | 27 |
| | | | | | | | | 1988 | 28 |
| 5,311 | 5,389 | 2,799 | 1,273 | 205 | 129 | 21,295 | Privé | 1987 | 29 |
| | | | | | | | | 1988 | 30 |
| **10,082** | **8,182** | **6,246** | **1,515** | **205** | **129** | **36,819** | **Total, par mer** | **1987** | 31 |
| | | | | | | | | **1988** | 32 |
| **1,305,379** | **1,432,249** | **1,034,446** | **983,230** | **885,203** | **790,895** | **11,945,877** | **Total** | **1987** | 33 |
| | | | | | | | | **1988** | 34 |
| Rentrée des pays autres que les États-Unis(2) | | | | | | | | | |
| | | | | | | | **Par terre (via les États-Unis):** | | |
| 153 | 120 | 123 | 16 | 34 | 2 | 561 | 1987 | | 35 |
| | | | | | | | 1988 | | 36 |
| | | | | | | | **Par air:** | | |
| 18,692 | 24,549 | 20,256 | 21,682 | 18,692 | 15,811 | 235,782 | Rentrée directe | 1987 | 37 |
| | | | | | | | | 1988 | 38 |
| 4,806 | 6,169 | 4,014 | 5,270 | 5,920 | 5,878 | 75,725 | Rentrée via les États-Unis | 1987 | 39 |
| | | | | | | | | 1988 | 40 |
| **23,498** | **30,718** | **24,270** | **26,952** | **24,612** | **21,689** | **311,507** | **Total, par air** | **1987** | 41 |
| | | | | | | | | **1988** | 42 |
| | | | | | | | **Par mer:** | | |
| 1 | - | - | - | - | - | 1 | Rentrée directe | 1987 | 43 |
| | | | | | | | | 1988 | 44 |
| 62 | 1 | - | - | - | - | 71 | Rentrée via les États-Unis | 1987 | 45 |
| | | | | | | | | 1988 | 46 |
| **63** | **1** | **-** | **-** | **-** | **-** | **72** | **Total, par mer** | **1987** | 47 |
| | | | | | | | | **1988** | 48 |
| **23,714** | **30,839** | **24,393** | **26,968** | **24,646** | **21,691** | **312,140** | **Total** | **1987** | 49 |
| | | | | | | | | **1988** | 50 |
| **1,329,093** | **1,463,088** | **1,058,839** | **1,010,198** | **909,849** | **812,586** | **12,258,017** | **Total global** | **1987** | 51 |
| | | | | | | | | **1988** | 52 |

(1) États-Unis continentaux, Alaska et Hawaï.
(2) Comprend Porto-Rico et les autres protections des États-Unis.

**British Columbia** **TABLE 13D. Number of Vehicles Travelling Between Canada and the United States**

| No. | Type of vehicle | | January - Janvier | February - Février | March - Mars | April - Avril | May - Mai | June - Juin | 6 months - mois |
|---|---|---|---|---|---|---|---|---|---|
| | | | United States vehicles | | | | | | |
| | **Automobile:** | | | | | | | | |
| 1 | Same day | 1987 | 53,797 | 54,505 | 61,944 | 64,280 | 71,176 | 73,204 | 378,906 |
| 2 | | 1988 | 59,186 | 56,700 | 63,211 | | | | |
| 3 | One night | 1987 | 6,145 | 6,924 | 7,402 | 8,136 | 9,335 | 10,160 | 48,102 |
| 4 | | 1988 | 6,998 | 7,045 | 7,049 | | | | |
| 5 | Two or more nights | 1987 | 18,966 | 21,742 | 26,384 | 29,468 | 45,956 | 59,794 | 202,310 |
| 6 | | 1988 | 20,716 | 26,176 | 28,037 | | | | |
| 7 | **Total** | **1987** | **78,908** | **83,171** | **95,730** | **101,884** | **126,467** | **143,158** | **629,318** |
| 8 | | **1988** | **86,900** | **89,921** | **98,297** | | | | |
| 9 | Trucks used commercially | 1987 | 10,748 | 10,926 | 11,957 | 11,844 | 10,614 | 11,289 | 67,378 |
| 10 | | 1988 | 10,638 | 10,585 | 11,378 | | | | |
| 11 | Other vehicles | 1987 | 48 | 96 | 240 | 462 | 1,052 | 1,298 | 3,196 |
| 12 | | 1988 | 49 | 149 | 132 | | | | |
| 13 | **Total** | **1987** | **89,704** | **94,193** | **107,927** | **114,190** | **138,133** | **155,745** | **699,892** |
| 14 | | **1988** | **97,587** | **100,655** | **109,807** | | | | |
| | | | Canadian vehicles | | | | | | |
| | **Automobile:** | | | | | | | | |
| 15 | Same day | 1987 | 251,248 | 288,469 | 380,586 | 449,277 | 469,474 | 467,370 | 2,306,424 |
| 16 | | 1988 | 344,852 | 311,833 | 423,499 | | | | |
| 17 | One night | 1987 | 8,488 | 7,947 | 9,966 | 12,040 | 14,980 | 15,982 | 69,403 |
| 18 | | 1988 | 9,508 | 7,899 | 9,756 | | | | |
| 19 | Two or more nights | 1987 | 27,714 | 26,981 | 42,969 | 49,930 | 55,987 | 49,651 | 253,232 |
| 20 | | 1988 | 31,016 | 28,575 | 39,484 | | | | |
| 21 | **Total** | **1987** | **287,450** | **323,397** | **433,521** | **511,247** | **540,441** | **533,003** | **2,629,059** |
| 22 | | **1988** | **385,376** | **348,307** | **472,739** | | | | |
| 23 | Trucks used commercially | 1987 | 16,854 | 18,031 | 20,254 | 20,249 | 18,876 | 20,462 | 114,726 |
| 24 | | 1988 | 17,657 | 18,818 | 19,885 | | | | |
| 25 | Other vehicles | 1987 | 535 | 1,245 | 2,617 | 4,078 | 5,699 | 6,603 | 20,777 |
| 26 | | 1988 | 549 | 965 | 1,388 | | | | |
| 27 | **Total** | **1987** | **304,839** | **342,673** | **456,392** | **535,574** | **565,016** | **560,068** | **2,764,562** |
| 28 | | **1988** | **403,582** | **368,090** | **494,012** | | | | |
| | | | Total vehicles | | | | | | |
| | **Automobile:** | | | | | | | | |
| 29 | Same day | 1987 | 305,045 | 342,974 | 442,530 | 513,557 | 540,650 | 540,574 | 2,685,330 |
| 30 | | 1988 | 404,038 | 368,533 | 486,710 | | | | |
| 31 | One night | 1987 | 14,633 | 14,871 | 17,368 | 20,176 | 24,315 | 26,142 | 117,505 |
| 32 | | 1988 | 16,506 | 14,944 | 16,805 | | | | |
| 33 | Two or more nights | 1987 | 46,680 | 48,723 | 69,353 | 79,398 | 101,943 | 109,445 | 455,542 |
| 34 | | 1988 | 51,732 | 54,751 | 67,521 | | | | |
| 35 | **Total** | **1987** | **366,358** | **406,568** | **529,251** | **613,131** | **666,908** | **676,161** | **3,258,377** |
| 36 | | **1988** | **472,276** | **438,228** | **571,036** | | | | |
| 37 | Trucks used commercially | 1987 | 27,602 | 28,957 | 32,211 | 32,093 | 29,490 | 31,751 | 182,104 |
| 38 | | 1988 | 28,295 | 29,403 | 31,263 | | | | |
| 39 | Other vehicles | 1987 | 583 | 1,341 | 2,857 | 4,540 | 6,751 | 7,901 | 23,973 |
| 40 | | 1988 | 598 | 1,114 | 1,520 | | | | |
| 41 | **Total** | **1987** | **394,543** | **436,866** | **564,319** | **649,764** | **703,149** | **715,813** | **3,464,454** |
| 42 | | **1988** | **501,169** | **468,745** | **603,819** | | | | |

**TABLEAU 13D. Nombre de véhicules voyageant entre le Canada et les États-Unis** **Colombie-Britannique**

| July<br>-<br>Juillet | August<br>-<br>Août | September<br>-<br>Septembre | October<br>-<br>Octobre | November<br>-<br>Novembre | December<br>-<br>Décembre | Year<br>-<br>Année | Genre de véhicule | | No |
|---|---|---|---|---|---|---|---|---|---|
| | | | | Véhicules des États-Unis | | | | | |
| | | | | | | | **Automobile:** | | |
| 84,676 | 90,588 | 70,046 | 66,198 | 61,395 | 56,091 | 807,900 | Même jour | 1987<br>1988 | 1<br>2 |
| 11,505 | 13,630 | 9,418 | 10,267 | 7,714 | 6,829 | 107,465 | Une nuit | 1987<br>1988 | 3<br>4 |
| 87,680 | 94,115 | 58,887 | 34,006 | 22,645 | 25,306 | 524,949 | Deux nuits ou plus | 1987<br>1988 | 5<br>6 |
| **183,861** | **198,333** | **138,351** | **110,471** | **91,754** | **88,226** | **1,440,314** | **Total** | **1987**<br>**1988** | 7<br>8 |
| 11,032 | 11,323 | 11,883 | 12,161 | 10,834 | 9,694 | 134,305 | Camions commerciaux | 1987<br>1988 | 9<br>10 |
| 2,256 | 3,138 | 1,575 | 418 | 84 | 72 | 10,739 | Autres véhicules | 1987<br>1988 | 11<br>12 |
| **197,149** | **212,794** | **151,809** | **123,050** | **102,672** | **97,992** | **1,585,358** | **Total** | **1987**<br>**1988** | 13<br>14 |
| | | | | Véhicules du Canada | | | | | |
| | | | | | | | **Automobile:** | | |
| 499,511 | 506,289 | 427,991 | 427,234 | 401,629 | 363,295 | 4,932,373 | Même jour | 1987<br>1988 | 15<br>16 |
| 22,164 | 25,025 | 15,362 | 13,096 | 10,920 | 8,238 | 164,208 | Une nuit | 1987<br>1988 | 17<br>18 |
| 79,597 | 106,193 | 63,610 | 49,675 | 35,692 | 30,191 | 618,190 | Deux nuits ou plus | 1987<br>1988 | 19<br>20 |
| **601,272** | **637,507** | **506,963** | **490,005** | **448,241** | **401,724** | **5,714,771** | **Total** | **1987**<br>**1988** | 21<br>22 |
| 19,979 | 19,595 | 19,957 | 19,983 | 18,588 | 16,999 | 229,827 | Camions commerciaux | 1987<br>1988 | 23<br>24 |
| 7,928 | 8,807 | 5,146 | 3,036 | 859 | 405 | 46,958 | Autres véhicules | 1987<br>1988 | 25<br>26 |
| **629,179** | **665,909** | **532,066** | **513,024** | **467,688** | **419,128** | **5,991,556** | **Total** | **1987**<br>**1988** | 27<br>28 |
| | | | | Total, véhicules | | | | | |
| | | | | | | | **Automobile:** | | |
| 584,187 | 596,877 | 498,037 | 493,432 | 463,024 | 419,386 | 5,740,273 | Même jour | 1987<br>1988 | 29<br>30 |
| 33,669 | 38,655 | 24,780 | 23,363 | 18,634 | 15,067 | 271,673 | Une nuit | 1987<br>1988 | 31<br>32 |
| 167,277 | 200,308 | 122,497 | 83,681 | 58,337 | 55,497 | 1,143,139 | Deux nuits ou plus | 1987<br>1988 | 33<br>34 |
| **785,133** | **835,840** | **645,314** | **600,476** | **539,995** | **489,950** | **7,155,085** | **Total** | **1987**<br>**1988** | 35<br>36 |
| 31,011 | 30,918 | 31,840 | 32,144 | 29,422 | 26,693 | 364,132 | Camions commerciaux | 1987<br>1988 | 37<br>38 |
| 10,184 | 11,945 | 6,721 | 3,454 | 943 | 477 | 57,697 | Autres véhicules | 1987<br>1988 | 39<br>40 |
| **826,328** | **878,703** | **683,875** | **636,074** | **570,360** | **517,120** | **7,576,914** | **Total** | **1987**<br>**1988** | 41<br>42 |

Yukon

## TABLE 14A. Non-resident Travellers Entering Canada by Type of Transportation

| No. | Type of transportation | | January - Janvier | February - Février | March - Mars | April - Avril | May - Mai | June - Juin | 6 months - mois |
|---|---|---|---|---|---|---|---|---|---|
| | | | Residents of the United States | | | | | | |
| | **Land:** | | | | | | | | |
| 1 | Automobile | 1987 | 3,635 | 3,374 | 4,837 | 5,602 | 10,497 | 23,529 | 51,474 |
| 2 | | 1988 | 3,328 | 3,142 | 4,597 | | | | |
| 3 | Same day | 1987 | 992 | 684 | 990 | 1,017 | 1,928 | 2,531 | 8,142 |
| 4 | | 1988 | 1,220 | 1,049 | 1,519 | | | | |
| 5 | One night | 1987 | 683 | 547 | 847 | 882 | 1,680 | 3,608 | 8,247 |
| 6 | | 1988 | 458 | 315 | 672 | | | | |
| 7 | Two or more nights | 1987 | 1,960 | 2,143 | 3,000 | 3,703 | 6,889 | 17,390 | 35,085 |
| 8 | | 1988 | 1,650 | 1,778 | 2,406 | | | | |
| 9 | Bus | 1987 | 19 | 73 | 101 | 199 | 1,634 | 13,365 | 15,391 |
| 10 | | 1988 | 72 | 109 | 149 | | | | |
| 11 | Same day | 1987 | 4 | 67 | 55 | 132 | 1,062 | 3,811 | 5,131 |
| 12 | | 1988 | 72 | 51 | 126 | | | | |
| 13 | One or more nights | 1987 | 15 | 6 | 46 | 67 | 572 | 9,554 | 10,260 |
| 14 | | 1988 | - | 58 | 23 | | | | |
| 15 | Rail | 1987 | - | - | - | - | - | - | - |
| 16 | | 1988 | - | - | - | | | | |
| 17 | Other methods | 1987 | 1 | 5 | - | 23 | 63 | 204 | 296 |
| 18 | | 1988 | 2 | 4 | 9 | | | | |
| 19 | **Total land** | **1987** | **3,655** | **3,452** | **4,938** | **5,824** | **12,194** | **37,098** | **67,161** |
| 20 | | **1988** | **3,402** | **3,255** | **4,755** | | | | |
| | **Air:** | | | | | | | | |
| 21 | Commercial | 1987 | 35 | 147 | 29 | 23 | 28 | 258 | 520 |
| 22 | | 1988 | 34 | 169 | 98 | | | | |
| 23 | Private | 1987 | 32 | 101 | 80 | 158 | 220 | 492 | 1,083 |
| 24 | | 1988 | 46 | 79 | 96 | | | | |
| 25 | **Total air** | **1987** | **67** | **248** | **109** | **181** | **248** | **750** | **1,603** |
| 26 | | **1988** | **80** | **248** | **194** | | | | |
| | **Marine:** | | | | | | | | |
| 27 | Commercial | 1987 | - | - | - | - | - | - | - |
| 28 | | 1988 | - | - | - | | | | |
| 29 | Private | 1987 | - | - | - | - | 36 | 44 | 80 |
| 30 | | 1988 | - | - | - | | | | |
| 31 | **Total marine** | **1987** | **-** | **-** | **-** | **-** | **36** | **44** | **80** |
| 32 | | **1988** | **-** | **-** | **-** | | | | |
| 33 | **Total** | **1987** | **3,722** | **3,700** | **5,047** | **6,005** | **12,478** | **37,892** | **68,844** |
| 34 | | **1988** | **3,482** | **3,503** | **4,949** | | | | |
| | | | Residents of countries other than the United States | | | | | | |
| | **Land(via the U.S.A.):** | | | | | | | | |
| 35 | Same day | 1987 | 3 | 1 | 3 | 14 | 93 | 444 | 558 |
| 36 | | 1988 | 4 | 1 | 6 | | | | |
| 37 | One or more nights | 1987 | 10 | 14 | 7 | 36 | 166 | 1,280 | 1,513 |
| 38 | | 1988 | 8 | 12 | 18 | | | | |
| 39 | **Total land** | **1987** | **13** | **15** | **10** | **50** | **259** | **1,724** | **2,071** |
| 40 | | **1988** | **12** | **13** | **24** | | | | |
| | **Air:** | | | | | | | | |
| 41 | Entering direct | 1987 | 2 | - | - | - | - | 4 | 6 |
| 42 | | 1988 | - | - | - | | | | |
| 43 | Entering via the U.S.A. | 1987 | - | - | - | - | 6 | 38 | 44 |
| 44 | | 1988 | 1 | - | 1 | | | | |
| 45 | **Total air** | **1987** | **2** | **-** | **-** | **-** | **6** | **42** | **50** |
| 46 | | **1988** | **1** | **-** | **1** | | | | |
| | **Marine:** | | | | | | | | |
| 47 | Entering direct | 1987 | - | - | - | - | - | - | - |
| 48 | | 1988 | - | - | - | | | | |
| 49 | Entering via the U.S.A. | 1987 | - | - | - | - | - | - | - |
| 50 | | 1988 | - | - | - | | | | |
| 51 | **Total marine** | **1987** | **-** | **-** | **-** | **-** | **-** | **-** | **-** |
| 52 | | **1988** | **-** | **-** | **-** | | | | |
| 53 | **Total** | **1987** | **15** | **15** | **10** | **50** | **265** | **1,766** | **2,121** |
| 54 | | **1988** | **13** | **13** | **25** | | | | |
| 55 | **Grand total** | **1987** | **3,737** | **3,715** | **5,057** | **6,055** | **12,743** | **39,658** | **70,965** |
| 56 | | **1988** | **3,495** | **3,516** | **4,974** | | | | |

**TABLEAU 14A. Voyageurs non résidents entrant au Canada, selon le moyen de transport** **Yukon**

| July - Juillet | August - Août | September - Septembre | October - Octobre | November - Novembre | December - Décembre | Year - Année | Moyen de transport | | No |
|---|---|---|---|---|---|---|---|---|---|
| | | | | Résidents des États-Unis | | | | | |
| | | | | | | | **Par terre:** | | |
| 39,736 | 33,270 | 15,733 | 7,799 | 4,577 | 4,207 | 156,796 | Automobile | 1987 | 1 |
| | | | | | | | | 1988 | 2 |
| 3,583 | 3,786 | 2,031 | 1,287 | 904 | 809 | 20,542 | Même jour | 1987 | 3 |
| | | | | | | | | 1988 | 4 |
| 5,386 | 3,613 | 1,857 | 1,024 | 420 | 578 | 21,125 | Une nuit | 1987 | 5 |
| | | | | | | | | 1988 | 6 |
| 30,767 | 25,871 | 11,845 | 5,488 | 3,253 | 2,820 | 115,129 | Deux nuits ou plus | 1987 | 7 |
| | | | | | | | | 1988 | 8 |
| 18,781 | 18,017 | 6,090 | 103 | 122 | 157 | 58,661 | Autocar | 1987 | 9 |
| | | | | | | | | 1988 | 10 |
| 4,329 | 4,469 | 2,320 | 96 | 122 | 60 | 16,527 | Même jour | 1987 | 11 |
| | | | | | | | | 1988 | 12 |
| 14,452 | 13,548 | 3,770 | 7 | - | 97 | 42,134 | Une nuit ou plus | 1987 | 13 |
| | | | | | | | | 1988 | 14 |
| - | - | - | - | - | - | - | Chemin de fer | 1987 | 15 |
| | | | | | | | | 1988 | 16 |
| 484 | 369 | 115 | 14 | - | - | 1,278 | Autres moyens | 1987 | 17 |
| | | | | | | | | 1988 | 18 |
| **59,001** | **51,656** | **21,938** | **7,916** | **4,699** | **4,364** | **216,735** | **Total, par terre** | **1987** | 19 |
| | | | | | | | | **1988** | 20 |
| | | | | | | | **Par air:** | | |
| 549 | 441 | 272 | 44 | 18 | 20 | 1,864 | Commercial | 1987 | 21 |
| | | | | | | | | 1988 | 22 |
| 724 | 638 | 329 | 208 | 54 | 27 | 3,063 | Privé | 1987 | 23 |
| | | | | | | | | 1988 | 24 |
| **1,273** | **1,079** | **601** | **252** | **72** | **47** | **4,927** | **Total, par air** | **1987** | 25 |
| | | | | | | | | **1988** | 26 |
| | | | | | | | **Par mer:** | | |
| 10 | - | - | - | - | - | 10 | Commercial | 1987 | 27 |
| | | | | | | | | 1988 | 28 |
| 68 | 66 | 16 | 22 | - | - | 252 | Privé | 1987 | 29 |
| | | | | | | | | 1988 | 30 |
| **78** | **66** | **16** | **22** | **-** | **-** | **262** | **Total, par mer** | **1987** | 31 |
| | | | | | | | | **1988** | 32 |
| **60,352** | **52,801** | **22,555** | **8,190** | **4,771** | **4,411** | **221,924** | **Total** | **1987** | 33 |
| | | | | | | | | **1988** | 34 |
| | | | | Résidents des pays autres que les États-Unis | | | | | |
| | | | | | | | **Par terre (via les États-Unis):** | | |
| 354 | 202 | 156 | 20 | 4 | 1 | 1,295 | Même jour | 1987 | 35 |
| | | | | | | | | 1988 | 36 |
| 2,744 | 2,998 | 1,150 | 135 | 24 | 15 | 8,579 | Une nuit ou plus | 1987 | 37 |
| | | | | | | | | 1988 | 38 |
| **3,098** | **3,200** | **1,306** | **155** | **28** | **16** | **9,874** | **Total, par terre** | **1987** | 39 |
| | | | | | | | | **1988** | 40 |
| | | | | | | | **Par air:** | | |
| - | - | - | - | - | - | 6 | Entrée directe | 1987 | 41 |
| | | | | | | | | 1988 | 42 |
| 47 | 61 | 23 | 2 | 2 | 4 | 183 | Entrée via les États-Unis | 1987 | 43 |
| | | | | | | | | 1988 | 44 |
| **47** | **61** | **23** | **2** | **2** | **4** | **189** | **Total, par air** | **1987** | 45 |
| | | | | | | | | **1988** | 46 |
| | | | | | | | **Par mer:** | | |
| - | - | - | - | - | - | - | Entrée directe | 1987 | 47 |
| | | | | | | | | 1988 | 48 |
| - | - | - | - | - | - | - | Entrée via les États-Unis | 1987 | 49 |
| | | | | | | | | 1988 | 50 |
| - | - | - | - | - | - | - | **Total, par mer** | **1987** | 51 |
| | | | | | | | | **1988** | 52 |
| **3,145** | **3,261** | **1,329** | **157** | **30** | **20** | **10,063** | **Total** | **1987** | 53 |
| | | | | | | | | **1988** | 54 |
| **63,497** | **56,062** | **23,884** | **8,347** | **4,801** | **4,431** | **231,987** | **Total global** | **1987** | 55 |
| | | | | | | | | **1988** | 56 |

**Yukon** **TABLE 14B. Non-resident Travellers Entering Canada by Country of Residence(1)**

| No. | Country of residence | | January - Janvier | February - Février | March - Mars | April - Avril | May - Mai | June - Juin | 6 months - mois |
|---|---|---|---|---|---|---|---|---|---|
| | **Europe:** | | | | | | | | |
| 1 | Austria | 1987 | - | - | - | - | 1 | 39 | 40 |
| 2 | | 1988 | - | - | - | | | | |
| 3 | Belgium | 1987 | - | - | - | - | - | - | - |
| 4 | | 1988 | - | - | - | | | | |
| 5 | Bulgaria | 1987 | - | - | - | - | - | - | - |
| 6 | | 1988 | - | - | - | | | | |
| 7 | Czechoslovakia | 1987 | - | - | - | - | - | 4 | 4 |
| 8 | | 1988 | - | - | - | | | | |
| 9 | Denmark | 1987 | - | - | - | - | 2 | 11 | 13 |
| 10 | | 1988 | - | 1 | - | | | | |
| 11 | Finland | 1987 | - | - | - | - | - | 1 | 1 |
| 12 | | 1988 | - | - | - | | | | |
| 13 | France | 1987 | 1 | 5 | - | - | 1 | 92 | 99 |
| 14 | | 1988 | - | - | - | | | | |
| 15 | Germany (Federal Republic) | 1987 | 6 | 4 | 1 | 9 | 43 | 716 | 779 |
| 16 | | 1988 | 2 | 5 | 5 | | | | |
| 17 | Greece | 1987 | - | - | 1 | - | - | - | 1 |
| 18 | | 1988 | - | - | - | | | | |
| 19 | Hungary | 1987 | - | - | - | - | - | 2 | 2 |
| 20 | | 1988 | - | - | - | | | | |
| 21 | Iceland | 1987 | - | - | - | - | - | - | - |
| 22 | | 1988 | - | - | - | | | | |
| 23 | Ireland (Republic) | 1987 | - | - | - | - | 1 | 11 | 12 |
| 24 | | 1988 | - | - | - | | | | |
| 25 | Italy | 1987 | - | 1 | - | - | - | 11 | 12 |
| 26 | | 1988 | - | - | - | | | | |
| 27 | Malta | 1987 | - | - | - | - | - | - | - |
| 28 | | 1988 | - | - | - | | | | |
| 29 | Netherlands, The | 1987 | - | - | - | - | 5 | 47 | 52 |
| 30 | | 1988 | - | - | - | | | | |
| 31 | Norway | 1987 | - | - | 1 | - | 5 | 16 | 22 |
| 32 | | 1988 | - | - | 1 | | | | |
| 33 | Poland | 1987 | - | - | 1 | - | - | - | 1 |
| 34 | | 1988 | - | - | - | | | | |
| 35 | Portugal | 1987 | - | - | - | - | - | - | - |
| 36 | | 1988 | - | - | - | | | | |
| 37 | Rumania | 1987 | - | - | - | - | - | - | - |
| 38 | | 1988 | - | - | - | | | | |
| 39 | Spain | 1987 | - | - | - | 2 | 1 | 13 | 16 |
| 40 | | 1988 | - | 1 | - | | | | |
| 41 | Sweden | 1987 | - | - | - | - | 5 | 26 | 31 |
| 42 | | 1988 | 3 | 2 | 1 | | | | |
| 43 | Switzerland | 1987 | 4 | - | - | 7 | 25 | 139 | 175 |
| 44 | | 1988 | 2 | 1 | - | | | | |
| 45 | Turkey | 1987 | - | - | - | - | - | - | - |
| 46 | | 1988 | - | - | - | | | | |
| 47 | United Kingdom | 1987 | - | 4 | 1 | 5 | 47 | 178 | 235 |
| 48 | | 1988 | 3 | 1 | 7 | | | | |
| 49 | U.S.S.R. | 1987 | - | - | - | - | - | - | - |
| 50 | | 1988 | - | - | - | | | | |
| 51 | Yugoslavia | 1987 | - | - | - | - | - | - | - |
| 52 | | 1988 | - | - | - | | | | |
| 53 | Other | 1987 | - | - | - | - | - | - | - |
| 54 | | 1988 | - | - | - | | | | |
| 55 | **Total** | **1987** | **11** | **14** | **5** | **23** | **136** | **1,306** | **1,495** |
| 56 | | **1988** | **10** | **11** | **14** | | | | |
| | **Africa:** | | | | | | | | |
| 57 | Algeria | 1987 | - | - | - | - | - | - | - |
| 58 | | 1988 | - | - | - | | | | |
| 59 | Egypt | 1987 | - | - | - | - | - | - | - |
| 60 | | 1988 | - | - | - | | | | |
| 61 | Nigeria | 1987 | - | - | - | - | - | - | - |
| 62 | | 1988 | - | - | - | | | | |
| 63 | South Africa | 1987 | - | - | - | - | 3 | 1 | 4 |
| 64 | | 1988 | - | - | 2 | | | | |
| 65 | Other | 1987 | - | - | - | - | - | - | - |
| 66 | | 1988 | - | - | - | | | | |
| 67 | **Total** | **1987** | **-** | **-** | **-** | **-** | **3** | **1** | **4** |
| 68 | | **1988** | **-** | **-** | **2** | | | | |
| | **Asia:** | | | | | | | | |
| 69 | China | 1987 | - | - | - | - | 6 | 8 | 14 |
| 70 | | 1988 | - | - | - | | | | |
| 71 | Hong Kong | 1987 | - | - | - | - | 1 | 2 | 3 |
| 72 | | 1988 | - | - | - | | | | |
| 73 | India | 1987 | - | - | - | - | 1 | 1 | 2 |
| 74 | | 1988 | - | - | - | | | | |
| 75 | Iran | 1987 | - | - | - | - | - | - | - |
| 76 | | 1988 | - | - | - | | | | |

See footnote(s) at end of table.

**TABLEAU 14B. Voyageurs non résidents entrant au Canada, selon le pays de résidence(1)** **Yukon**

| July - Juillet | August - Août | September - Septembre | October - Octobre | November - Novembre | December - Décembre | Year - Année | Pays de résidence | | No |
|---|---|---|---|---|---|---|---|---|---|
| | | | | | | | **Europe:** | | |
| 50 | 141 | 121 | 4 | - | - | 356 | Autriche | 1987 | 1 |
| | | | | | | | | 1988 | 2 |
| 86 | 15 | 3 | 9 | - | - | 113 | Belgique | 1987 | 3 |
| | | | | | | | | 1988 | 4 |
| - | - | - | - | - | - | - | Bulgarie | 1987 | 5 |
| | | | | | | | | 1988 | 6 |
| - | - | - | - | - | - | 4 | Tchécoslovaquie | 1987 | 7 |
| | | | | | | | | 1988 | 8 |
| 11 | 8 | 8 | - | 2 | - | 42 | Danemark | 1987 | 9 |
| | | | | | | | | 1988 | 10 |
| 4 | 6 | 2 | - | - | - | 13 | Finlande | 1987 | 11 |
| | | | | | | | | 1988 | 12 |
| 215 | 177 | 31 | 6 | - | - | 528 | France | 1987 | 13 |
| | | | | | | | | 1988 | 14 |
| 1,138 | 1,416 | 483 | 34 | 4 | 7 | 3,861 | Allemagne (République fédérale) | 1987 | 15 |
| | | | | | | | | 1988 | 16 |
| - | - | - | - | - | - | 1 | Grèce | 1987 | 17 |
| | | | | | | | | 1988 | 18 |
| - | - | - | - | - | - | 2 | Hongrie | 1987 | 19 |
| | | | | | | | | 1988 | 20 |
| - | - | - | - | - | - | - | Islande | 1987 | 21 |
| | | | | | | | | 1988 | 22 |
| 7 | 19 | 4 | 3 | - | - | 45 | Irlande (République d') | 1987 | 23 |
| | | | | | | | | 1988 | 24 |
| 53 | 139 | 5 | 3 | - | - | 212 | Italie | 1987 | 25 |
| | | | | | | | | 1988 | 26 |
| - | - | - | - | - | - | - | Malte | 1987 | 27 |
| | | | | | | | | 1988 | 28 |
| 107 | 57 | 27 | - | 2 | - | 245 | Pays-Bas | 1987 | 29 |
| | | | | | | | | 1988 | 30 |
| 23 | 7 | 4 | 2 | - | - | 58 | Norvège | 1987 | 31 |
| | | | | | | | | 1988 | 32 |
| - | 5 | - | - | - | - | 6 | Pologne | 1987 | 33 |
| | | | | | | | | 1988 | 34 |
| - | - | - | - | - | - | - | Portugal | 1987 | 35 |
| | | | | | | | | 1988 | 36 |
| - | - | - | - | - | - | - | Roumanie | 1987 | 37 |
| | | | | | | | | 1988 | 38 |
| 15 | 20 | 1 | - | - | - | 52 | Espagne | 1987 | 39 |
| | | | | | | | | 1988 | 40 |
| 38 | 21 | 9 | 2 | - | 1 | 102 | Suède | 1987 | 41 |
| | | | | | | | | 1988 | 42 |
| 500 | 391 | 178 | 23 | 3 | 5 | 1,275 | Suisse | 1987 | 43 |
| | | | | | | | | 1988 | 44 |
| - | 1 | 1 | - | - | - | 2 | Turquie | 1987 | 45 |
| | | | | | | | | 1988 | 46 |
| 194 | 219 | 115 | 19 | 1 | 1 | 784 | Royaume-Uni | 1987 | 47 |
| | | | | | | | | 1988 | 48 |
| - | - | - | - | - | - | - | U.R.S.S. | 1987 | 49 |
| | | | | | | | | 1988 | 50 |
| - | 4 | - | - | - | - | 4 | Yougoslavie | 1987 | 51 |
| | | | | | | | | 1988 | 52 |
| 7 | 5 | - | - | - | - | 12 | Autres | 1987 | 53 |
| | | | | | | | | 1988 | 54 |
| **2,448** | **2,651** | **992** | **105** | **12** | **14** | **7,717** | **Total** | **1987** | 55 |
| | | | | | | | | **1988** | 56 |
| | | | | | | | **Afrique:** | | |
| - | - | - | - | - | - | - | Algérie | 1987 | 57 |
| | | | | | | | | 1988 | 58 |
| - | - | - | - | - | - | - | Égypte | 1987 | 59 |
| | | | | | | | | 1988 | 60 |
| - | 1 | - | - | - | - | 1 | Nigeria | 1987 | 61 |
| | | | | | | | | 1988 | 62 |
| 7 | 1 | 4 | - | - | - | 16 | Afrique du Sud | 1987 | 63 |
| | | | | | | | | 1988 | 64 |
| - | 1 | - | - | - | - | 1 | Autres | 1987 | 65 |
| | | | | | | | | 1988 | 66 |
| **7** | **3** | **4** | **-** | **-** | **-** | **18** | **Total** | **1987** | 67 |
| | | | | | | | | **1988** | 68 |
| | | | | | | | **Asie:** | | |
| 8 | 4 | 1 | - | - | - | 27 | Chine | 1987 | 69 |
| | | | | | | | | 1988 | 70 |
| - | 14 | - | - | - | - | 17 | Hong-Kong | 1987 | 71 |
| | | | | | | | | 1988 | 72 |
| 2 | 1 | - | - | - | - | 5 | Inde | 1987 | 73 |
| | | | | | | | | 1988 | 74 |
| - | - | - | - | - | - | - | Iran | 1987 | 75 |
| | | | | | | | | 1988 | 76 |

Voir renvoi(s) à la fin du tableau.

Yukon

**TABLE 14B. Non-resident Travellers Entering Canada by Country of Residence(1) – Concluded**

| No. | Country of residence | | January – Janvier | February – Février | March – Mars | April – Avril | May – Mai | June – Juin | 6 months – mois |
|---|---|---|---|---|---|---|---|---|---|
| | **Asia – Concluded:** | | | | | | | | |
| 1 | Israel | 1987 | – | – | – | – | 2 | 7 | 9 |
| 2 | | 1988 | – | – | 1 | | | | |
| 3 | Japan | 1987 | – | – | – | 2 | 9 | 10 | 21 |
| 4 | | 1988 | – | – | 3 | | | | |
| 5 | Korea, South | 1987 | 1 | – | – | 8 | – | 1 | 10 |
| 6 | | 1988 | – | – | – | | | | |
| 7 | Lebanon | 1987 | – | – | – | – | – | – | – |
| 8 | | 1988 | – | – | – | | | | |
| 9 | Malaysia | 1987 | – | – | – | – | – | – | – |
| 10 | | 1988 | – | – | – | | | | |
| 11 | Pakistan | 1987 | – | – | – | 9 | – | – | 9 |
| 12 | | 1988 | – | – | – | | | | |
| 13 | Philippines | 1987 | – | – | – | – | 1 | 2 | 3 |
| 14 | | 1988 | – | – | – | | | | |
| 15 | Singapore | 1987 | – | – | – | – | 1 | 4 | 5 |
| 16 | | 1988 | – | – | – | | | | |
| 17 | Taiwan | 1987 | – | – | – | – | – | 20 | 20 |
| 18 | | 1988 | – | – | – | | | | |
| 19 | Other | 1987 | – | – | – | – | – | – | – |
| 20 | | 1988 | – | – | – | | | | |
| 21 | **Total** | **1987** | **1** | **–** | **–** | **19** | **21** | **55** | **96** |
| 22 | | **1988** | **–** | **–** | **4** | | | | |
| | **North America, Central America and Caribbean:** | | | | | | | | |
| 23 | Bahamas | 1987 | – | – | – | – | – | – | – |
| 24 | | 1988 | – | – | – | | | | |
| 25 | Barbados | 1987 | – | – | – | – | – | – | – |
| 26 | | 1988 | – | – | – | | | | |
| 27 | Bermuda | 1987 | – | – | – | – | – | – | – |
| 28 | | 1988 | – | – | – | | | | |
| 29 | Cuba | 1987 | – | – | – | – | – | – | – |
| 30 | | 1988 | – | – | – | | | | |
| 31 | Dominican Republic | 1987 | – | – | – | – | – | – | – |
| 32 | | 1988 | – | – | – | | | | |
| 33 | Haiti | 1987 | – | – | – | – | – | – | – |
| 34 | | 1988 | – | – | – | | | | |
| 35 | Jamaica | 1987 | – | – | – | – | – | – | – |
| 36 | | 1988 | – | – | – | | | | |
| 37 | Mexico | 1987 | – | – | – | – | 10 | 68 | 78 |
| 38 | | 1988 | – | – | – | | | | |
| 39 | St. Pierre and Miquelon | 1987 | – | – | – | – | – | – | – |
| 40 | | 1988 | – | – | – | | | | |
| 41 | Trinidad and Tobago | 1987 | – | – | – | – | – | 1 | 1 |
| 42 | | 1988 | – | – | – | | | | |
| 43 | Other | 1987 | – | – | – | – | – | 7 | 7 |
| 44 | | 1988 | – | – | – | | | | |
| 45 | **Total** | **1987** | **–** | **–** | **–** | **–** | **10** | **76** | **86** |
| 46 | | **1988** | **–** | **–** | **–** | | | | |
| | **South America:** | | | | | | | | |
| 47 | Argentina | 1987 | – | – | 1 | – | 1 | – | 2 |
| 48 | | 1988 | – | – | – | | | | |
| 49 | Brazil | 1987 | – | – | – | – | 1 | 5 | 6 |
| 50 | | 1988 | – | – | – | | | | |
| 51 | Colombia | 1987 | – | – | – | – | – | – | – |
| 52 | | 1988 | – | – | – | | | | |
| 53 | Guyana | 1987 | – | – | – | – | – | – | – |
| 54 | | 1988 | – | – | – | | | | |
| 55 | Venezuela | 1987 | – | – | – | – | – | 2 | 2 |
| 56 | | 1988 | – | – | – | | | | |
| 57 | Other | 1987 | – | – | – | – | 2 | 1 | 3 |
| 58 | | 1988 | – | – | – | | | | |
| 59 | **Total** | **1987** | **–** | **–** | **1** | **–** | **4** | **8** | **13** |
| 60 | | **1988** | **–** | **–** | **–** | | | | |
| | **Oceania and other Ocean Islands:** | | | | | | | | |
| 61 | Australia | 1987 | – | 1 | 4 | 5 | 46 | 224 | 280 |
| 62 | | 1988 | 3 | 2 | 3 | | | | |
| 63 | New Zealand | 1987 | 3 | – | – | 3 | 45 | 96 | 147 |
| 64 | | 1988 | – | – | 2 | | | | |
| 65 | Other | 1987 | – | – | – | – | – | – | – |
| 66 | | 1988 | – | – | – | | | | |
| 67 | **Total** | **1987** | **3** | **1** | **4** | **8** | **91** | **320** | **427** |
| 68 | | **1988** | **3** | **2** | **5** | | | | |
| 69 | **Grand total** | **1987** | **15** | **15** | **10** | **50** | **265** | **1,766** | **2,121** |
| 70 | | **1988** | **13** | **13** | **25** | | | | |

(1) Additional data are available by country on request.

**TABLEAU 14B. Voyageurs non résidents entrant au Canada, selon le pays de résidence(1) – fin** **Yukon**

| July<br>-<br>Juillet | August<br>-<br>Août | September<br>-<br>Septembre | October<br>-<br>Octobre | November<br>-<br>Novembre | December<br>-<br>Décembre | Year<br>-<br>Année | Pays de résidence | | No |
|---|---|---|---|---|---|---|---|---|---|
| | | | | | | | **Asie – fin:** | | |
| 20 | 13 | 11 | 1 | - | - | 54 | Israël | 1987 | 1 |
| | | | | | | | | 1988 | 2 |
| 32 | 67 | 11 | 17 | 1 | 2 | 151 | Japon | 1987 | 3 |
| | | | | | | | | 1988 | 4 |
| - | 4 | - | - | - | - | 14 | Corée du Sud | 1987 | 5 |
| | | | | | | | | 1988 | 6 |
| - | - | - | - | - | - | - | Liban | 1987 | 7 |
| | | | | | | | | 1988 | 8 |
| 5 | 11 | - | - | - | - | 16 | Malaisie | 1987 | 9 |
| | | | | | | | | 1988 | 10 |
| - | - | - | - | - | - | 9 | Pakistan | 1987 | 11 |
| | | | | | | | | 1988 | 12 |
| 2 | - | 3 | - | - | - | 8 | Philippines | 1987 | 13 |
| | | | | | | | | 1988 | 14 |
| 1 | 1 | - | - | - | - | 7 | Singapour | 1987 | 15 |
| | | | | | | | | 1988 | 16 |
| 2 | 1 | 1 | - | - | - | 24 | Taïwan | 1987 | 17 |
| | | | | | | | | 1988 | 18 |
| 7 | 5 | 10 | - | - | - | 22 | Autres | 1987 | 19 |
| | | | | | | | | 1988 | 20 |
| **79** | **121** | **37** | **18** | **1** | **2** | **354** | **Total** | **1987** | 21 |
| | | | | | | | | **1988** | 22 |
| | | | | | | | **Amérique du Nord, Amérique centrale et Antilles:** | | |
| 3 | - | - | - | - | - | 3 | Bahamas | 1987 | 23 |
| | | | | | | | | 1988 | 24 |
| - | 1 | - | - | - | - | 1 | Barbade | 1987 | 25 |
| | | | | | | | | 1988 | 26 |
| 2 | - | - | - | - | - | 2 | Bermudes | 1987 | 27 |
| | | | | | | | | 1988 | 28 |
| - | - | - | - | - | - | - | Cuba | 1987 | 29 |
| | | | | | | | | 1988 | 30 |
| - | - | 2 | - | - | - | 2 | Dominicaine (République) | 1987 | 31 |
| | | | | | | | | 1988 | 32 |
| - | - | - | - | - | - | - | Haïti | 1987 | 33 |
| | | | | | | | | 1988 | 34 |
| - | - | - | - | - | - | - | Jamaïque | 1987 | 35 |
| | | | | | | | | 1988 | 36 |
| 138 | 122 | 37 | 1 | - | 2 | 378 | Mexique | 1987 | 37 |
| | | | | | | | | 1988 | 38 |
| - | - | - | - | - | - | - | St. Pierre-et-Miquelon | 1987 | 39 |
| | | | | | | | | 1988 | 40 |
| - | - | - | - | - | - | 1 | Trinité et Tobago | 1987 | 41 |
| | | | | | | | | 1988 | 42 |
| 1 | 3 | 1 | - | - | - | 12 | Autres | 1987 | 43 |
| | | | | | | | | 1988 | 44 |
| **144** | **126** | **40** | **1** | – | **2** | **399** | **Total** | **1987** | 45 |
| | | | | | | | | **1988** | 46 |
| | | | | | | | **Amérique du Sud:** | | |
| 10 | 1 | 1 | - | - | - | 14 | Argentine | 1987 | 47 |
| | | | | | | | | 1988 | 48 |
| 1 | 6 | 4 | - | - | - | 17 | Brésil | 1987 | 49 |
| | | | | | | | | 1988 | 50 |
| - | - | 5 | - | - | - | 5 | Colombie | 1987 | 51 |
| | | | | | | | | 1988 | 52 |
| - | - | - | - | - | - | - | Guyane | 1987 | 53 |
| | | | | | | | | 1988 | 54 |
| 3 | 12 | 2 | 2 | - | - | 21 | Venezuela | 1987 | 55 |
| | | | | | | | | 1988 | 56 |
| 1 | 1 | - | 2 | - | - | 7 | Autres | 1987 | 57 |
| | | | | | | | | 1988 | 58 |
| **15** | **20** | **12** | **4** | – | – | **64** | **Total** | **1987** | 59 |
| | | | | | | | | **1988** | 60 |
| | | | | | | | **Océanie et autres îles océaniques:** | | |
| 380 | 262 | 181 | 23 | 12 | 1 | 1,139 | Australie | 1987 | 61 |
| | | | | | | | | 1988 | 62 |
| 72 | 78 | 63 | 6 | 5 | 1 | 372 | Nouvelle-Zélande | 1987 | 63 |
| | | | | | | | | 1988 | 64 |
| - | - | - | - | - | - | - | Autres | 1987 | 65 |
| | | | | | | | | 1988 | 66 |
| **452** | **340** | **244** | **29** | **17** | **2** | **1,511** | **Total** | **1987** | 67 |
| | | | | | | | | **1988** | 68 |
| **3,145** | **3,261** | **1,329** | **157** | **30** | **20** | **10,063** | **Total global** | **1987** | 69 |
| | | | | | | | | **1988** | 70 |

(1) D'autres renseignements sont disponibles par pays, sur demande.

Yukon

## TABLE 14C. Resident Travellers Returning to Canada by Type of Transportation

| No. | Type of transportation | | January - Janvier | February - Février | March - Mars | April - Avril | May - Mai | June - Juin | 6 months - mois |
|---|---|---|---|---|---|---|---|---|---|
| | | | Returning from the United States(1) | | | | | | |
| | **Land:** | | | | | | | | |
| 1 | Automobile | 1987 | 774 | 812 | 1,986 | 3,239 | 4,833 | 7,391 | 19,035 |
| 2 | | 1988 | 821 | 723 | 1,532 | | | | |
| 3 | Same day | 1987 | 554 | 516 | 1,480 | 1,804 | 2,541 | 3,265 | 10,160 |
| 4 | | 1988 | 480 | 424 | 898 | | | | |
| 5 | One night | 1987 | 121 | 137 | 156 | 430 | 872 | 1,079 | 2,795 |
| 6 | | 1988 | 160 | 100 | 234 | | | | |
| 7 | Two or more nights | 1987 | 99 | 159 | 350 | 1,005 | 1,420 | 3,047 | 6,080 |
| 8 | | 1988 | 181 | 199 | 400 | | | | |
| 9 | Bus | 1987 | 17 | 6 | 30 | 111 | 244 | 2,629 | 3,037 |
| 10 | | 1988 | 48 | 35 | 49 | | | | |
| 11 | Same day | 1987 | - | - | 30 | 101 | 203 | 640 | 974 |
| 12 | | 1988 | 48 | 35 | 49 | | | | |
| 13 | One or more nights | 1987 | 17 | 6 | - | 10 | 41 | 1,989 | 2,063 |
| 14 | | 1988 | - | - | - | | | | |
| 15 | Rail | 1987 | - | - | - | - | - | - | - |
| 16 | | 1988 | - | - | - | | | | |
| 17 | Other methods | 1987 | - | - | 1 | - | 20 | 14 | 35 |
| 18 | | 1988 | - | - | - | | | | |
| 19 | **Total land** | **1987** | **791** | **818** | **2,017** | **3,350** | **5,097** | **10,034** | **22,107** |
| 20 | | **1988** | **869** | **758** | **1,581** | | | | |
| | **Air:** | | | | | | | | |
| 21 | Commercial | 1987 | 65 | 101 | 169 | 51 | 65 | 99 | 550 |
| 22 | | 1988 | 110 | 27 | 643 | | | | |
| 23 | Private | 1987 | 17 | 15 | 29 | 35 | 31 | 83 | 210 |
| 24 | | 1988 | 18 | 19 | 8 | | | | |
| 25 | **Total air** | **1987** | **82** | **116** | **198** | **86** | **96** | **182** | **760** |
| 26 | | **1988** | **128** | **46** | **651** | | | | |
| | **Marine:** | | | | | | | | |
| 27 | Commercial | 1987 | - | - | - | - | - | - | - |
| 28 | | 1988 | - | - | - | | | | |
| 29 | Private | 1987 | - | - | - | - | - | - | - |
| 30 | | 1988 | - | - | - | | | | |
| 31 | **Total marine** | **1987** | **-** | **-** | **-** | **-** | **-** | **-** | **-** |
| 32 | | **1988** | **-** | **-** | **-** | | | | |
| 33 | **Total** | **1987** | **873** | **934** | **2,215** | **3,436** | **5,193** | **10,216** | **22,867** |
| 34 | | **1988** | **997** | **804** | **2,232** | | | | |
| | | | Returning from countries other than the United States(2) | | | | | | |
| | **Land (Via the U.S.A.):** | | | | | | | | |
| 35 | 1987 | | - | - | - | - | - | - | - |
| 36 | 1988 | | - | - | - | | | | |
| | **Air:** | | | | | | | | |
| 37 | Returning direct | 1987 | - | - | - | - | - | - | - |
| 38 | | 1988 | - | - | - | | | | |
| 39 | Returning via the U.S.A. | 1987 | - | - | - | - | - | - | - |
| 40 | | 1988 | - | - | - | | | | |
| 41 | **Total air** | **1987** | **-** | **-** | **-** | **-** | **-** | **-** | **-** |
| 42 | | **1988** | **-** | **-** | **-** | | | | |
| | **Marine:** | | | | | | | | |
| 43 | Returning direct | 1987 | - | - | - | - | - | - | - |
| 44 | | 1988 | - | - | - | | | | |
| 45 | Returning via the U.S.A. | 1987 | - | - | - | - | - | - | - |
| 46 | | 1988 | - | - | - | | | | |
| 47 | **Total marine** | **1987** | **-** | **-** | **-** | **-** | **-** | **-** | **-** |
| 48 | | **1988** | **-** | **-** | **-** | | | | |
| 49 | **Total** | **1987** | **-** | **-** | **-** | **-** | **-** | **-** | **-** |
| 50 | | **1988** | **-** | **-** | **-** | | | | |
| 51 | **Grand total** | **1987** | **873** | **934** | **2,215** | **3,436** | **5,193** | **10,216** | **22,867** |
| 52 | | **1988** | **997** | **804** | **2,232** | | | | |

(1) Continental United States, Alaska and Hawaii.
(2) Includes Puerto Rico and other U.S. protectorates.

**TABLEAU 14C. Voyageurs résidents revenant au Canada, selon le moyen de transport** **Yukon**

| July - Juillet | August - Août | September - Septembre | October - Octobre | November - Novembre | December - Décembre | Year - Année | Moyen de transport | | No |
|---|---|---|---|---|---|---|---|---|---|
| Rentrée des États-Unis(1) | | | | | | | | | |
| | | | | | | | **Par terre:** | | |
| 13,032 | 11,710 | 4,075 | 2,066 | 775 | 673 | 51,366 | Automobile | 1987 | 1 |
| | | | | | | | | 1988 | 2 |
| 5,237 | 4,739 | 2,222 | 1,103 | 421 | 396 | 24,278 | Même jour | 1987 | 3 |
| | | | | | | | | 1988 | 4 |
| 2,047 | 1,572 | 490 | 227 | 111 | 43 | 7,285 | Une nuit | 1987 | 5 |
| | | | | | | | | 1988 | 6 |
| 5,748 | 5,399 | 1,363 | 736 | 243 | 234 | 19,803 | Deux nuits ou plus | 1987 | 7 |
| | | | | | | | | 1988 | 8 |
| 1,960 | 1,043 | 494 | 85 | 99 | 40 | 6,758 | Autocar | 1987 | 9 |
| | | | | | | | | 1988 | 10 |
| 461 | 219 | 405 | 85 | 60 | 38 | 2,242 | Même jour | 1987 | 11 |
| | | | | | | | | 1988 | 12 |
| 1,499 | 824 | 89 | - | 39 | 2 | 4,516 | Une nuit ou plus | 1987 | 13 |
| | | | | | | | | 1988 | 14 |
| - | - | - | - | - | - | - | Chemin de fer | 1987 | 15 |
| | | | | | | | | 1988 | 16 |
| 63 | 85 | 82 | 8 | - | - | 273 | Autres moyens | 1987 | 17 |
| | | | | | | | | 1988 | 18 |
| **15,055** | **12,838** | **4,651** | **2,159** | **874** | **713** | **58,397** | **Total, par terre** | **1987** | 19 |
| | | | | | | | | **1988** | 20 |
| | | | | | | | **Par air:** | | |
| 160 | 86 | 155 | 59 | 54 | 24 | 1,088 | Commercial | 1987 | 21 |
| | | | | | | | | 1988 | 22 |
| 38 | 61 | 24 | 30 | 16 | 17 | 396 | Privé | 1987 | 23 |
| | | | | | | | | 1988 | 24 |
| **198** | **147** | **179** | **89** | **70** | **41** | **1,484** | **Total, par air** | **1987** | 25 |
| | | | | | | | | **1988** | 26 |
| | | | | | | | **Par mer:** | | |
| - | - | - | - | - | - | - | Commercial | 1987 | 27 |
| | | | | | | | | 1988 | 28 |
| - | 1 | - | - | - | - | 1 | Privé | 1987 | 29 |
| | | | | | | | | 1988 | 30 |
| **-** | **1** | **-** | **-** | **-** | **-** | **1** | **Total, par mer** | **1987** | 31 |
| | | | | | | | | **1988** | 32 |
| **15,253** | **12,986** | **4,830** | **2,248** | **944** | **754** | **59,882** | **Total** | **1987** | 33 |
| | | | | | | | | **1988** | 34 |
| Rentrée des pays autres que les États-Unis(2) | | | | | | | | | |
| | | | | | | | **Par terre (via les États-Unis):** | | |
| - | - | - | - | - | - | - | 1987 | | 35 |
| | | | | | | | 1988 | | 36 |
| | | | | | | | **Par air:** | | |
| - | - | - | - | - | - | - | Rentrée directe | 1987 | 37 |
| | | | | | | | | 1988 | 38 |
| - | - | - | - | - | - | - | Rentrée via les États-Unis | 1987 | 39 |
| | | | | | | | | 1988 | 40 |
| **-** | **-** | **-** | **-** | **-** | **-** | **-** | **Total, par air** | **1987** | 41 |
| | | | | | | | | **1988** | 42 |
| | | | | | | | **Par mer:** | | |
| - | - | - | - | - | - | - | Rentrée directe | 1987 | 43 |
| | | | | | | | | 1988 | 44 |
| - | - | - | - | - | - | - | Rentrée via les États-Unis | 1987 | 45 |
| | | | | | | | | 1988 | 46 |
| **-** | **-** | **-** | **-** | **-** | **-** | **-** | **Total, par mer** | **1987** | 47 |
| | | | | | | | | **1988** | 48 |
| **-** | **-** | **-** | **-** | **-** | **-** | **-** | **Total** | **1987** | 49 |
| | | | | | | | | **1988** | 50 |
| **15,253** | **12,986** | **4,830** | **2,248** | **944** | **754** | **59,882** | **Total global** | **1987** | 51 |
| | | | | | | | | **1988** | 52 |

(1) États-Unis continentaux, Alaska et Hawaï.
(2) Comprend Porto-Rico et les autres protections des États-Unis.

**Yukon** **TABLE 14D. Number of Vehicles Travelling Between Canada and the United States**

| No. | Type of vehicle | | January - Janvier | February - Février | March - Mars | April - Avril | May - Mai | June - Juin | 6 months - mois |
|---|---|---|---|---|---|---|---|---|---|
| | | | United States vehicles | | | | | | |
| | **Automobile:** | | | | | | | | |
| 1 | Same day | 1987 | 452 | 312 | 475 | 468 | 901 | 1,075 | 3,683 |
| 2 | | 1988 | 578 | 485 | 681 | | | | |
| 3 | One night | 1987 | 360 | 279 | 392 | 428 | 766 | 1,532 | 3,757 |
| 4 | | 1988 | 240 | 164 | 291 | | | | |
| 5 | Two or more nights | 1987 | 948 | 1,007 | 1,381 | 1,694 | 3,039 | 7,040 | 15,109 |
| 6 | | 1988 | 808 | 810 | 1,096 | | | | |
| 7 | **Total** | **1987** | **1,760** | **1,598** | **2,248** | **2,590** | **4,706** | **9,647** | **22,549** |
| 8 | | **1988** | **1,626** | **1,459** | **2,068** | | | | |
| 9 | Trucks used commercially | 1987 | 127 | 144 | 118 | 101 | 234 | 194 | 918 |
| 10 | | 1988 | 128 | 103 | 138 | | | | |
| 11 | Other vehicles | 1987 | - | 3 | - | 15 | 49 | 134 | 201 |
| 12 | | 1988 | - | 1 | - | | | | |
| 13 | **Total** | **1987** | **1,887** | **1,745** | **2,366** | **2,706** | **4,989** | **9,975** | **23,668** |
| 14 | | **1988** | **1,754** | **1,563** | **2,206** | | | | |
| | | | Canadian vehicles | | | | | | |
| | **Automobile:** | | | | | | | | |
| 15 | Same day | 1987 | 223 | 214 | 550 | 671 | 908 | 1,254 | 3,820 |
| 16 | | 1988 | 211 | 179 | 350 | | | | |
| 17 | One night | 1987 | 50 | 52 | 65 | 168 | 338 | 471 | 1,144 |
| 18 | | 1988 | 61 | 44 | 98 | | | | |
| 19 | Two or more nights | 1987 | 44 | 64 | 132 | 368 | 562 | 1,272 | 2,442 |
| 20 | | 1988 | 72 | 85 | 154 | | | | |
| 21 | **Total** | **1987** | **317** | **330** | **747** | **1,207** | **1,808** | **2,997** | **7,406** |
| 22 | | **1988** | **344** | **308** | **602** | | | | |
| 23 | Trucks used commercially | 1987 | 1,110 | 1,013 | 1,069 | 1,130 | 1,240 | 1,318 | 6,880 |
| 24 | | 1988 | 1,240 | 1,091 | 1,354 | | | | |
| 25 | Other vehicles | 1987 | - | - | - | - | 11 | 9 | 20 |
| 26 | | 1988 | - | - | - | | | | |
| 27 | **Total** | **1987** | **1,427** | **1,343** | **1,816** | **2,337** | **3,059** | **4,324** | **14,306** |
| 28 | | **1988** | **1,584** | **1,399** | **1,956** | | | | |
| | | | Total vehicles | | | | | | |
| | **Automobile:** | | | | | | | | |
| 29 | Same day | 1987 | 675 | 526 | 1,025 | 1,139 | 1,809 | 2,329 | 7,503 |
| 30 | | 1988 | 789 | 664 | 1,031 | | | | |
| 31 | One night | 1987 | 410 | 331 | 457 | 596 | 1,104 | 2,003 | 4,901 |
| 32 | | 1988 | 301 | 208 | 389 | | | | |
| 33 | Two or more nights | 1987 | 992 | 1,071 | 1,513 | 2,062 | 3,601 | 8,312 | 17,551 |
| 34 | | 1988 | 880 | 895 | 1,250 | | | | |
| 35 | **Total** | **1987** | **2,077** | **1,928** | **2,995** | **3,797** | **6,514** | **12,644** | **29,955** |
| 36 | | **1988** | **1,970** | **1,767** | **2,670** | | | | |
| 37 | Trucks used commercially | 1987 | 1,237 | 1,157 | 1,187 | 1,231 | 1,474 | 1,512 | 7,798 |
| 38 | | 1988 | 1,368 | 1,194 | 1,492 | | | | |
| 39 | Other vehicles | 1987 | - | 3 | - | 15 | 60 | 143 | 221 |
| 40 | | 1988 | - | 1 | - | | | | |
| 41 | **Total** | **1987** | **3,314** | **3,088** | **4,182** | **5,043** | **8,048** | **14,299** | **37,974** |
| 42 | | **1988** | **3,338** | **2,962** | **4,162** | | | | |

## TABLEAU 14D. Nombre de véhicules voyageant entre le Canada et les États-Unis — Yukon

| July - Juillet | August - Août | September - Septembre | October - Octobre | November - Novembre | December - Décembre | Year - Année | Genre de véhicule | | No |
|---|---|---|---|---|---|---|---|---|---|
| | | | | Véhicules des États-Unis | | | | | |
| | | | | | | | **Automobile:** | | |
| 1,506 | 1,659 | 953 | 623 | 421 | 383 | 9,228 | Même jour | 1987<br>1988 | 1<br>2 |
| 2,145 | 1,497 | 870 | 497 | 202 | 250 | 9,218 | Une nuit | 1987<br>1988 | 3<br>4 |
| 12,651 | 11,181 | 5,665 | 2,714 | 1,552 | 1,262 | 50,134 | Deux nuits ou plus | 1987<br>1988 | 5<br>6 |
| **16,302** | **14,337** | **7,488** | **3,834** | **2,175** | **1,895** | **68,580** | **Total** | **1987**<br>**1988** | 7<br>8 |
| 154 | 218 | 148 | 121 | 74 | 91 | 1,724 | Camions commerciaux | 1987<br>1988 | 9<br>10 |
| 354 | 216 | 62 | 9 | - | - | 842 | Autres véhicules | 1987<br>1988 | 11<br>12 |
| **16,810** | **14,771** | **7,698** | **3,964** | **2,249** | **1,986** | **71,146** | **Total** | **1987**<br>**1988** | 13<br>14 |
| | | | | Véhicules du Canada | | | | | |
| | | | | | | | **Automobile:** | | |
| 1,887 | 1,701 | 905 | 472 | 197 | 176 | 9,158 | Même jour | 1987<br>1988 | 15<br>16 |
| 800 | 620 | 209 | 104 | 53 | 22 | 2,952 | Une nuit | 1987<br>1988 | 17<br>18 |
| 2,200 | 2,011 | 587 | 297 | 96 | 99 | 7,732 | Deux nuits ou plus | 1987<br>1988 | 19<br>20 |
| **4,887** | **4,332** | **1,701** | **873** | **346** | **297** | **19,842** | **Total** | **1987**<br>**1988** | 21<br>22 |
| 1,294 | 1,226 | 1,305 | 1,198 | 1,111 | 1,127 | 14,141 | Camions commerciaux | 1987<br>1988 | 23<br>24 |
| 52 | 19 | 6 | 3 | - | - | 100 | Autres véhicules | 1987<br>1988 | 25<br>26 |
| **6,233** | **5,577** | **3,012** | **2,074** | **1,457** | **1,424** | **34,083** | **Total** | **1987**<br>**1988** | 27<br>28 |
| | | | | Total, véhicules | | | | | |
| | | | | | | | **Automobile:** | | |
| 3,393 | 3,360 | 1,858 | 1,095 | 618 | 559 | 18,386 | Même jour | 1987<br>1988 | 29<br>30 |
| 2,945 | 2,117 | 1,079 | 601 | 255 | 272 | 12,170 | Une nuit | 1987<br>1988 | 31<br>32 |
| 14,851 | 13,192 | 6,252 | 3,011 | 1,648 | 1,361 | 57,866 | Deux nuits ou plus | 1987<br>1988 | 33<br>34 |
| **21,189** | **18,669** | **9,189** | **4,707** | **2,521** | **2,192** | **88,422** | **Total** | **1987**<br>**1988** | 35<br>36 |
| 1,448 | 1,444 | 1,453 | 1,319 | 1,185 | 1,218 | 15,865 | Camions commerciaux | 1987<br>1988 | 37<br>38 |
| 406 | 235 | 68 | 12 | - | - | 942 | Autres véhicules | 1987<br>1988 | 39<br>40 |
| **23,043** | **20,348** | **10,710** | **6,038** | **3,706** | **3,410** | **105,229** | **Total** | **1987**<br>**1988** | 41<br>42 |

## METHOD OF COLLECTION

The statistics published in this report provide measures of international traveller flows across Canada's frontier.

The surveys cover non-residents entering Canada and residents returning to Canada from the United States and other countries at land, air and sea points (ports) of entry.

The close co-operation of officials in the Department of National Revenue, Customs and Excise, Manpower and Immigration and toll authorities across Canada is greatly appreciated.

All travellers who clear customs are recorded by Customs' officers on the documents listed below:

**E62 Entry Tally.** To record travellers and vehicles entering Canada by land and car ferry at ports of entry on the United States-Canada border.

**E63 Private Craft and Passenger Arrivals.** To record on a census basis travellers entering Canada by private plane and boat, commercial freighters, passenger ferries and excursion cruises.

**E64 Referral Card.** To record on a census basis travellers entering Canada in commercial planes at smaller airports and all commercial boat entries.

**E311 Referral Card.** To record on a census basis travellers entering Canada by commercial plane, including schedule and charter arrivals, at the major international airports.

All the above forms are sent directly to the International Travel Section in Statistics Canada for processing, summary and publication. Documents are registered, sorted, edited and captured on a mini-computer system.

### Description of Methods

All ports of entry across Canada participate in determining the number of travellers by selected categories, by type of transportation, and in the case of highway and ferry points, the number of cars and trucks.

These surveys are conducted on a census basis except for seven ports of entry in the Niagara and Southwestern Ontario regions for which sampling schemes are being used to estimate the automobile flows. The samples are counts of automobiles one in four days. The samples are selected among the seven ports in order to represent all days of the months over the regions. Customs' officials at these ports provide the count of traffic by category for those sample days. These counts are weighted to the total flows provided by toll authorities.

Detailed instructions are provided to aid Customs' officials in the task of collecting data on the tally documents. A continual liaison function is performed by the International Travel Section with Customs' officials to review, discuss and resolve inconsistencies in the reported figures.

### Quality Assurance and Control

A computer printout entitled "Results of the Sampling Procedure" provides a data reliability check on the traffic recorded for the ports. The calculated measures of reliability show that the monthly estimates by category are within acceptable limits at the region or province level.

## MÉTHODE DE COLLECTE

Cette publication présente la statistique sur les mouvements des voyageurs internationaux traversant les frontières canadiennes.

L'enquête couvre les non résidents entrant au Canada et les résidents revenant au Canada après un voyage aux États-Unis et dans les autres pays aux différents points d'entrée (terre, air et mer).

Nous apprécions grandement l'étroite collaboration des fonctionnaires du Ministère du Revenu national, Douanes et Accise, des représentants du Ministère de la Main-d'oeuvre et de l'Immigration et des responsables des postes de péage dans tout le Canada.

Tous les voyageurs qui passent à la douane sont enregistrés par les douaniers sur les documents décrits ci-après:

**E62 Feuille de pointage des arrivées.** Sert au dénombrement des voyageurs par terre et par traversier pour automobiles aux postes frontières États-Unis-Canada.

**E63 Arrivées d'aéronefs et de navires particuliers et de leurs passagers.** Sert au dénombrement des voyageurs arrivant au Canada en avion ou en bateau particulier, à bord de cargos, de traversiers et de navires de croisière.

**E64 Carte de contrôle.** Sert au dénombrement des voyageurs arrivant au Canada par avion commercial aux aéroports secondaires et toutes les entrées par bateau commercial.

**E311 Carte de contrôle.** Sert au dénombrement des voyageurs arrivant au Canada par avion commercial, y compris par vol nolisé ou vol régulier, aux principaux aéroports.

Toutes ces formules sont envoyées directement à la section des voyages internationaux de Statistique Canada pour l'exploitation, la mise en sommaire et publication. Les documents sont enregistrés, triés, vérifiés et saisis par un système de mini-ordinateur.

### Description des méthodes

Tous les bureaux d'entrée du Canada participent au dénombrement des voyageurs selon diverses catégories, le moyen de transport et, sur les routes et aux débarcadères de traversiers, le nombre d'automobiles et de camions.

Le dénombrement est exhaustif, sauf dans sept bureaux d'entrée des régions du Niagara et du sud-ouest de l'Ontario, où l'on estime les mouvements automobiles par échantillonnage; ceux-ci dénombrent les automobiles une journée sur quatre. Les échantillons sont sélectionnés parmi les sept bureaux d'entrée afin de représenter tous les jours du mois pour les régions. Les agents des Douanes à ces bureaux d'entrée donnent le nombre d'automobiles par catégorie pour les journées. Les chiffres obtenus sont ensuite pondérés en fonction des mouvements totaux fournis par les responsables des postes de péage.

Des instructions détaillées sont fournies pour aider les agents des Douanes à recueillir les données sur les documents de pointage La Section des voyages internationaux est en contact permanent avec les agents des Douanes pour revoir, examiner et résoudre les incohérences des chiffres recueillis.

### Garantie et contrôle de la qualité

Un imprimé d'ordinateur sur les résultats de l'échantillonnage fournit une mesure de fiabilité des données sur le trafic enregistré pour les bureaux d'entrée. Les mesures calculées de la fiabilité montrent que les estimations mensuelles par catégorie sont dans les limites acceptables au niveau de la région ou de la province.

Every effort is made to reduce the occurrence of non-sampling errors in the survey. In addition to the design, training and liaison, the survey uses recognized quality control procedures at every step of the data collection and processing phases to monitor the quality of the data.

At the time of data entry, an automated verification system is used to check the accuracy of the capturing process on a sample basis. From the "Questionable Data Report", which provides data on traffic 10% above or below the previous year's figure for the same month, ITS is able to conduct a qualitative analysis of the monthly data. The printout is studied for possible errors and inconsistencies. Traffic trends and irregularities arising from local events are considered. A "Port Contents Listing" is produced to ensure that all the data have been captured and that each port has been accounted for properly. Explanations are sought for important fluctuations in the data often in consultation with Customs' officials.

**Factors Affecting the Accuracy of Estimates for the Travel Account**

The estimates for the travel account (Table 1) are obtained from continuous sample surveys. The questionnaires are handed out to the travel party upon entry (for residents of countries other than Canada and the United States) or re-entry (for residents of Canada) by Customs' officials according to prearranged schedules. Surveys on travellers between Canada and the United States are conducted under a co-operative arrangement with the United States Department of Commerce. Each country surveys its own residents and data are exchanged on a regular basis.

A sample of questionnaires are sent to specific ports of entry for continuous distribution starting on systematically selected days. The Customs' officers at minor ports are requested to hand out questionnaires to every travel party. The questionnaires are self-completed and returned by mail.

Since the estimates in Table 1 are based upon a sample of total traffic, the figures may be different from the ones which would be obtained if a complete census had been taken. This difference is called the sampling error of the estimates. Measures of reliability of the estimates contained in Table 1 show that the sampling error of these estimates are within acceptable limits.

The survey is conducted on a voluntary basis, although in theory responses are required to be made under the Statistics Act (1971). Since no follow-up or other response control is conducted, it is possible that the data may be subject to some degree of "distribution bias" if categories of travellers are disproportionately represented in the handout. As well, a "non-response bias" may exist if the individuals replying are not entirely representative of the universe. With an average response rate of 15%, even though the sample sizes are large, it is possible that some categories of travellers may be overestimated while others may be underestimated. The size of the bias depends upon the extent of non-response and the difference between the characteristics of respondents and non-respondents. Although, the magnitude of the bias is not known, provision has been made in the estimation system to reduce the bias. The responses obtained are treated as a simple random sample of total traffic in each stratum (port or group of ports, by type of traffic, by quarter). Data are disaggregated by known population characteristics into homogeneous groups. The number of travellers in each of these groups is used to weight the sample to the population total.

A quality control program is in place for data capture and provisions are made to rigorously edit the data in order to minimize other sources of non-sampling error.

Aucun effort n'est négligé pour réduire la possibilité d'une erreur non due à l'échantillonnage lors de l'enquête. En plus du plan de sondage, de la formation et de la liaison, l'enquête utilise des procédures de contrôle qualitatif à toutes les étapes de la collecte et du traitement des données pour surveiller la qualité des données.

Au moment de l'introduction des données, un système de vérification automatique est utilisé pour vérifier par échantillonnage la précision du procédé de saisie. À partir du rapport sur les données douteuses, qui fournit des données sur le trafic inférieures ou supérieures à 10% au chiffre de l'année précédente pour le même mois, la SVI est en mesure d'effectuer une analyse qualitative des données mensuelles. On étudie l'imprimé pour relever toute erreur ou incohérence possible. Les tendances et les irrégularités du trafic imputables à des événements locaux sont isolées. Une liste du contenu des bureaux d'entrée est produite pour garantir que toutes les données ont été saisies et que chaque bureau d'entrée a été pris en compte de façon correcte. Les importantes fluctuations des données nécessitent souvent une explication en consultation avec les agents des Douanes.

**Facteurs affectant la précision des estimations du compte des voyages**

Les estimations du compte des voyages (tableau 1) proviennent d'enquêtes-échantillons continues. Les questionnaires sont distribués aux voyageurs à l'entrée (pour les résidents de pays autres que le Canada et les États-unis) ou au retour (pour les résidents du Canada) par les agents des Douanes suivant un calendrier établi à l'avance. Les enquêtes sur les voyageurs entre le Canada et les États-Unis sont faites en vertu d'un accord de collaboration avec le Department of Commerce des États-Unis. Chaque pays fait une enquête auprès de ses résidents, et les données sont échangées sur une base régulière.

Un échantillon de questionnaires est envoyé à des bureaux d'entrées déterminés pour une distribution continue qui commence à des jours systématiquement sélectionnés. On demande aux agents des Douanes des bureaux d'entrée secondaires de donner des questionnaires à tous les visiteurs. Ceux-ci remplissent les questionnaires et les renvoient par la poste.

Comme les estimations du tableau 1 reposent sur un échantillon du trafic total, les chiffres peuvent différer de ceux que l'on aurait obtenus si l'on avait procédé à un recensement intégral. On appelle cette différence erreur d'échantillonnage de l'estimation. Les mesures de la fiabilité des estimations contenues au tableau 1 montrent que l'erreur d'échantillonnage de ces estimations tombe dans des limites acceptables.

L'enquête est volontaire, bien qu'en théorie les réponses soient exigées en vertu de la Loi sur la statistique (1971). Comme il n'y a pas de suivi ni d'autres formes de contrôle des réponses, il est possible que les données soient sujettes à un certain "biais de distribution" si des catégories de voyageurs sont représentées de façon disproportionnée lors de la distribution des questionnaires. De même il se peut qu'il y ait un "biais de non-réponse" si les personnes qui répondent ne sont pas entièrement représentatives de l'univers. Avec un taux de réponse moyen de 15%, même si la taille de l'échantillon est grande, il est possible que certaines catégories de voyageurs soient surestimées, tandis que d'autres soient sous-estimées. La taille du biais dépend du degré de non-réponse et de la différence entre les caractéristiques des répondants et des non-répondants. Bien que la taille du biais soit inconnue, le système d'estimation a été conçu pour le réduire. Les réponses obtenues sont traitées comme un échantillon aléatoire simple du trafic total dans chaque strate (de bureaux d'entrée ou groupes de bureaux d'entrée, selon le type de trafic, par trimestre). Les données sont désagrégées selon des caractéristiques connues de la population en groupes homogènes. Le nombre de voyageurs dans chacun de ces groupes sert à pondérer l'échantillon pour l'extrapoler au total de la population.

Un programme de contrôle qualitatif est en place pour la saisie des données et des dispositions sont prises pour un contrôle rigoureux des données afin de minimiser d'autres sources d'erreurs non dues à l'échantillonnage.

For a more detailed description of the methods of collection and estimation and reliability indicators please refer to the Appendix in our annual publication, Travel Between Canada and Other Countries (66-201).

* For further information please contact Mr. Paul Paradis, Chief, International Travel Section, Statistics Canada, Ottawa, K1A 0T6 (613-951-8933).

## Definition of Terms

**International Traveller.** The term international traveller applies to **all** persons arriving in Canada who are cleared through Customs and Immigration points of entry. One person may cross into Canada several times on one trip away from home. The method of collection counts each crossing or visit made. The term international traveller is divided into three groups; non-resident traveller, resident traveller and other traveller. A traveller staying less than 24 hours in a country other than that in which he resides is classified as "same day". If all "same day" travellers are excluded from non-resident and resident categories, the numbers remaining approximate the international definition of "tourist".

**Non-resident traveller.** An international traveller resident of a country other than Canada who passes through Canada Customs and is entering Canada for the following reasons:

- Business, commuting to work, seasonal or temporary employment.
- Pleasure, holiday, vacation, health and shopping.
- Visiting friends or relatives.
- Attending a convention, conference or seminar.
- Study, summer resident.
- Travelling in transit who do clear Canada Customs.

**Resident traveller.** An international traveller resident of Canada who has travelled outside of Canada for the same reasons as given above and who is returning to Canada through Canada Customs.

**Other travellers.** A group consisting of the following types of international travellers:

- Immigrants and former residents returning to establish residence.
- Military personnel and dependents.
- Diplomats and dependents.
- Persons engaged in the operation of a transport.

**Land.** Automobile, bus and rail traffic as well as "other methods" entering by land and ferry.

**Air.** Commercial and charter services and private plane.

**Marine.** Commercial and cruise ship, passenger ferries and private or rented boat, and passengers on freighters.

**Other methods.** Pedestrians, bicycle, motorcycle, etc.

**Direct to Canada.** Non-residents entering from countries other than the U.S.A. or Canadian residents returning from countries other than the U.S.A. directly to Canada. It should be noted that statistics are not provided on this basis for travellers leaving Canada.

**Via the United States.** Non-residents entering from countries other than the U.S.A. or Canadian residents returning to Canada

Pour une description plus détaillée des méthodes de collecte et d'estimation et des indicateurs de fiabilité, voir l'annexe de notre publication annuelle Voyages entre le Canada et les autres pays (66-201).

Pour plus d'information, veuillez communiquer avec M. Paul Paradis, chef de la section des voyages internationaux, Statistique Canada, Ottawa, K1A 0T6 (613-951-8933).

## Définitions des termes

**Voyageur international.** Les voyageurs internationaux sont **toutes** les personnes qui arrivent au Canada par un point d'entrée des Douanes et de l'Immigration. Au cours d'un même voyage, il se peut qu'une personne entre au Canada plusieurs fois. La méthode de collecte prend en compte chaque passage à la frontière ou chaque visite effectuée. Les voyageurs internationaux se divisent en trois groupes: voyageurs non résidents, voyageurs résidents et les autres voyageurs. Un voyageur séjournant moins de 24 heures dans un pays autre que celui dans lequel il réside, est classifié dans la catégorie "même jour". Si tous les voyageurs "pour la journée" sont exclus des catégories voyageurs non résidents et voyageurs résidents, les autres répondent à peu près à la définition internationale de "touriste".

**Voyageur non resident.** Voyageur international, résident d'un pays autre que le Canada, qui passe par les Douanes canadiennes et qui entre au Canada pour une des raisons suivantes:

- Affaires, migration quotidienne, emploi saisonnier ou temporaire.
- Voyage d'agrément, congé, vacances, voyage pour motifs de santé ou emplettes.
- Visite à des amis ou des parents.
- Représentation à un congrès, une conférence ou un colloque.
- Études, résidence d'été.
- Voyage en transit en passant par les Douanes canadiennes.

**Voyageur résident.** Voyageur international, résident du Canada, qui a voyagé à l'extérieur du Canada pour les mêmes raisons que ci-dessus et qui revient au pays en passant par les Douanes canadiennes.

**Autres voyageurs.** Groupe constitué des genres suivants de voyageurs internationaux:

- Les immigrants et les anciens résidents revenant fixer leur demeure.
- Les militaires et les personnes à leur charge.
- Les diplomates et les personnes à leur charge.
- Les personnes travaillant dans les transports.

**Par terre.** En automobile, en autocar, par chemin de fer de même que par les "autres moyens de transport" (arrivée par terre et par traversier).

**Par air.** Services commerciaux, vols nolisés et avions particuliers.

**Par eau.** Bateaux commerciaux et de croisière, traversiers pour voyageurs, bateaux particuliers ou loués et cargos.

**Autres moyens.** À pied, à bicyclette, en motocyclette, etc.

**Directement au Canada.** Non résidents arrivant de pays autres que les États-Unis ou résidents du Canada revenant de pays autres que les États-Unis et arrivant directement au Canada. À remarquer qu'il n'y a pas de statistique correspondante pour les voyageurs qui sortent du Canada.

**Via les États-Unis.** Non résidents arrivant de pays autres que les États-Unis ou résidents du Canada revenant au Canada en provenance de pays autres

from countries other than the U.S.A. through or by way of the United States. The length of stay in the U.S. has no bearing on the classification; a person could be in transit through the U.S. or could have stayed several days. Examples: a non-resident entering direct to Canada who visits the United States during his trip would be counted twice; direct on his first entry and via the U.S. on his second entry. A returning resident vacationing in the Southern United States who travels to the Caribbean would be counted as returning via the United States.

**Countries other than the United States.** This designation includes all countries other than Continental United States, Alaska and Hawaii.

que les États-Unis mais en passant par les États-Unis. La durée du séjour aux États-Unis n'a aucune importance; il peut s'agir d'un simple passage aux États-Unis ou d'un séjour de plusieurs jours. Exemples: un non résident entrant directement au Canada et qui visite les États-Unis au cours de son voyage serait dénombré deux fois; comme entré directement lors de sa première entrée et comme entré via les États-Unis lors de la seconde. Un résident revenant au pays après avoir visité le sud des États-Unis et s'être rendu dans les Antilles serait dénombré comme un résident revenant via les États-Unis.

**Pays autres que les États-Unis.** Cette catégorie comprend tous les pays autres que les États-Unis (partie continentale), l'Alaska et Hawaï.

DATE DUE

OCT 25 1988

DEC [illegible] 1988

## PUBLICATIONS AVAILABLE ON TRAVEL AND TOURISM

### Catalogue

87-401 Tourism and Recreation: A Statistical Digest, B. Bil. $40.00 in Canada - $41.50 outside of Canada

### International Travel

66-001p International Travel - Advance Information, M. Bil. $5.50 an issue or $55.00 a year ($6.50/$65.00 outside of Canada)

66-001 Travel Between Canada and Other Countries, Q. Bil. $35.00 an issue or $140.00 a year ($36.50/$146.00 outside of Canada)

66-201 Travel Between Canada and Other Countries, A. Bil. $30.00 an issue ($31.00 outside of Canada)

### Domestic Travel

87-003 Travel-log, Q. Bil. $9.00 an issue or $36.00 a year ($10.00/$40.00 outside of Canada)

87-504 Canadian Travel Survey, O. Bil. $40.00 an issue ($41.00 outside of Canada)

Q. - Quarterly M. - Monthly A. - Annual

B. - Biennial Bil. - Bilingual O. - Occasional

In addition to the selected publications listed above, Statistics Canada publishes a wide range of statistical reports on Canadian economic and social affairs. A comprehensive catalogue of all current publications is available from Statistics Canada, Ottawa (Canada), K1A 0T6.

Catalogue 11-204E, price Canada $10.00, Other Countries $11.50.

LE

, B. Bil. Prix:

nts
0, $55.00 par
année)

ays, T. Bil.
(Autres

ays, A. Bil.
0)

$36.00 par
nnée)

I.S. Bil.
)

B. - Bisannuelle Bil. - Bilingue H.S. - Hors série

Outre les publications énumérées ci-dessus, Statistique Canada publie une grande variété de bulletins statistiques sur la situation économique et sociale du Canada. On peut se procurer un catalogue complet des publications courantes en s'adressant à Statistique Canada, Ottawa (Canada), K1A 0T6.

N° 11-204F, prix Canada $10.00, Autres pays $11.50.

# THE CANADA YEARBOOK 1988 L'ANNUAIRE DU CANADA







## A JOURNEY OF 1000 MILES BEGINS WITH A SINGLE STEP

The *Canada Year Book* recorded Canada's first steps in 1867. It's still the only book that gives you the most complete, up-to-date facts on every aspect of Canada's growth as a nation.

Physical setting * Demography * Health * Education * Employment and incomes * Social security * Housing and construction * Forests, fish and furs * Agriculture * Mines and minerals * Energy * Science and technology * Transportation * Communications * Cultural activities and leisure * Manufacturing * Merchandising and services * Banking, finance and insurance * Judicial System * External relations, trade and defence * Government * Government finance * Review of the economy

Sold in Bookstores and also available by calling Statistics Canada toll-free at 1-800-267-6677 or by completing the order coupon included in this publication.

$49.95 plus shipping and handling ($54 inclusive in Canada, $70 other countries); Catalogue number 11-402E.

Information can also be obtained by contacting your Regional Reference Centre.

## TOUT LE PAYS, D'UNE COUVERTURE À L'AUTRE

Déjà au siècle dernier, les premiers pas de la nation étaient consignés dans l'*Annuaire du Canada* . Aujourd'hui, l'*Annuaire du Canada* témoigne toujours avec précision et exhaustivité des multiples facettes de l'évolution du pays.

Physiographie * Démographie * Santé * Éducation * Emploi et revenu * Sécurité sociale * Logement et construction * Pêches et fourrures * Agriculture * Mines et minéraux * Énergie * Sciences et technologie * Transports * Communications * Activités culturelles et loisirs * Industries manufacturières * Commerce et services * Banques, finances et assurances * Gouvernement * Système judiciaire * Relations extérieures, commerce et défense * Finances publiques * Revue de l'économie

Disponible en librairie, en téléphonant à Statistique Canada au numéro sans frais 1-800-267-6677 ou en remplissant le bon de commande qui figure dans la présente publication.

$49.95 frais de port et de manutention en sus ($54 au Canada, $70 à l'étranger); numéro 11-402F au répertoire.

Pour de plus amples renseignements, communiquez avec le Centre de consultation de Statistique Canada le plus près de chez vous.

STATISTICS CANADA LIBRARY
BIBLIOTHÈQUE STATISTIQUE CANADA
1010495181

# ALL IN ONE PL[illegible] POUR VOUS!

# THE ECONOMIC [illegible]ONNÉES ÉCONOMIQUES ET L'ANALYSE QUE VOUS RECHERCHEZ

## AND ANALYSIS YOU NEED

**Canadian Economic Observer:**
Statistics Canada's New Monthly Economic Report

**No other report on the Canadian economy has this much to offer**

**L'Observateur économique canadien:**
Le nouveau bulletin économique mensuel de Statistique Canada

**Aucune autre publication ne vous procure autant de renseignements relatifs à l'économie canadienne**

### This month's data

Up-to-the-minute data includes all major statistical series released two weeks prior to publication.

### Current Economic Conditions

Brief, "to the point" summary of the economy's performance over the month, including trend analysis of employment, output, demand and leading indicators.

### Statistical and Technical Notes

Information about new or revised statistical programs and methodological developments unique to Statistics Canada.

### Major Economic Events

Chronology of international and national events that affect Canada's economy

### Feature Articles

In-depth research on current business and economic issues.

### Statistical Summary

Statistical tables, charts and graphs cover national accounts, output, demand, trade, labour and financial markets.

AND MORE . . .

### Regional Analysis

Provincial breakdowns of key economic indicators.

### International Overview

Digest of economic performance in Canada's most important trading partners — Europe, Japan, and the U.S.A.

### Subscribe Today and Save!

Save **$40 off** the single-issue price of the **Canadian Economic Observer**.
Catalogue #11-010
12 issues $200.00 / other countries $225.00
Per copy $20.00 / other countries $22.50
(includes postage and handling)

**For faster service using Visa or MasterCard call toll-free 1-800-267-6677.**

To order, complete the order form included or write to Publications Sales, Statistics Canada, Ottawa, Ontario, K1A 0T6. For faster service, using Visa or MasterCard, call toll-free, 1-800-267-6677.
Please make your cheque or money order payable to the Receiver General for Canada/Publications.

Contact the Statistics Canada Reference Centre nearest you for further information.

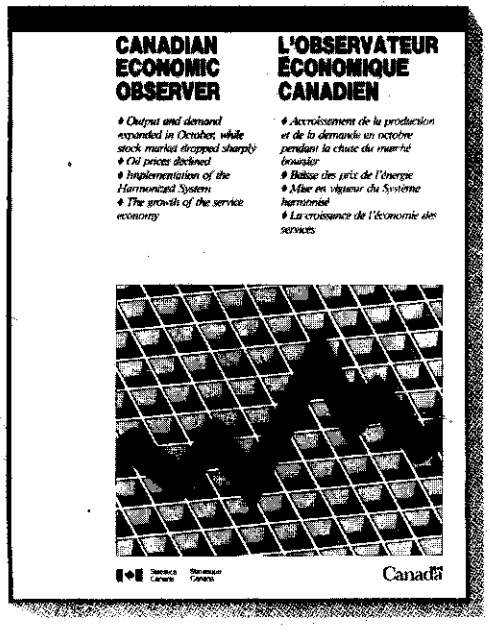


### Les données du mois

Des données de dernière heure comprenant toutes les série de statistiques les plus importantes qui ont été diffusées deu semaines avant la date de publication du bulletin.

### La situation économique actuelle

Le rendement de l'économie au cours du mois, présenté e bref, comportant une analyse de l'emploi, de la productior de la demande et des principaux indicateurs précurseur des tendances de l'activité économique.

### Des notes techniques et statistiques

Des notes portant sur les nouveaux programmes statist ques ou les programmes révisés et sur les progrès en matièr de méthodologie propres à Statistique Canada.

### Les principaux événements économiques

Des événements internationaux et nationaux influençar l'économie canadienne, présentés en ordre chronologique

### Des études spéciales

Une recherche approfondie des affaires et des questions d'ac tualité liées à l'économie.

### Un aperçu statistique

Des tableaux, des graphiques et des diagrammes englobar les statistiques des comptes nationaux, de la productior de la demande, du commerce, de l'emploi, des marchés finar ciers, etc.

ET PLUS ENCORE . . .

### Une analyse régionale

Des ventilations par province d'indicateurs économique stratégiques.

### Un survol de l'économie internationale

Un sommaire du rendement de l'économie des partenaire commerciaux du Canada, comme l'Europe, le Japon et le États-Unis.

### Abonnez-vous dès maintenant et économisez!

Économisez **$40** sur le prix à l'unité de **L'Observateu économique canadien**.
N° 11-010 au répertoire
Abonnement annuel (12 numéros): $200 au Canada; $22 à l'étranger.
Prix au numéro: $20 au Canada; $25.50 à l'étranger.
(Ces prix incluent les frais de port et de manutention.)

**Pour obtenir un service plus rapide, composez le numé sans frais 1-800-267-6677 et portez votre commande votre compte Visa ou MasterCard.**

Vous pouvez commander en remplissant le bon de commande ci-joint ou écrivant à Vente des publications, Statistique Canada, Ottawa (Ontario), K1 0T6. Si vous désirez obtenir un service plus rapide, téléphonez au numéro sa frais 1-800-267-6677 et portez votre commande à votre compte Visa ou Ma terCard.
Veuillez faire votre chèque ou mandat-poste à l'ordre du Receveur général Canada - Publications.

Pour obtenir plus de renseignements, n'hésitez pas à communiquer avec le cen de consultation de Statistique Canada la plus près de chez vous.