

C.3



Catalogue no. 84F0001XPB


N° 84F0001XPB au catalogue

**General Summary
of Vital Statistics
by Local Area,
2000**

**Sommaire statistique
de l'état civil selon
la localité,
2000**

Shelf Tables


Tableaux standards



Statistics
Canada

Statistique
Canada

Canada





Statistics Canada
Health Statistics Division

General Summary of Vital Statistics by Local Area, 2000

Shelf Tables

June 2003

Catalogue no. 84F0001XPB

Price: \$20

These tables and explanatory text were prepared under the direction of:

- **Patricia Tully**, Senior Analyst
Vital and Cancer Statistics Section
 - **Leslie Geran**, Senior Analyst
Vital and Cancer Statistics Section
-

Note of Appreciation

Canada owes the success of its statistical system to a long-standing cooperation involving Statistics Canada, the citizens of Canada, its businesses, governments and other institutions. Accurate and timely statistical information could not be produced without their continued cooperation and goodwill.

The cooperation of provincial and territorial Vital Statistics registries who supply the data in this report to Statistics Canada is gratefully acknowledged.

How to obtain information

Orders or inquiries about this product and related statistics or services should be directed to: Client Custom Services Unit, Health Statistics Division, Statistics Canada, Ottawa, Ontario, K1A 0T6 (telephone: 1-613-951-1746; fax: 1-613-951-0792; e-mail: HD-DS@statcan.ca).

Statistique Canada
Division de la statistique de la santé

Sommaire statistique de l'état civil selon la localité, 2000

Tableaux standards

Juin 2003

N° 84F0001XPB au catalogue

Prix : 20 \$

Ces tableaux et texte explicatif ont été rédigés sous la direction de :

- **Patricia Tully**, analyste principale
Section des données sur l'état civil et le cancer
 - **Leslie Geran**, analyste principale
Section des données sur l'état civil et le cancer
-


Note de reconnaissance

Le succès du système statistique du Canada repose sur un partenariat bien établi entre Statistique Canada et la population, les entreprises, les administrations canadiennes et les autres organismes. Sans cette collaboration et cette bonne volonté, il serait impossible de produire des statistiques précises et actuelles.

Statistique Canada tient à manifester sa gratitude envers les provinces et territoires qui nous ont fourni de leurs registres des statistiques de l'état civil, les données qui apparaissent dans ce rapport.

Comment obtenir d'autres renseignements

Toute commande ou demande de renseignements au sujet du présent produit ou au sujet de statistiques ou de services connexes doit être adressée à : Services à la clientèle personnalisés, Division de la statistique de la santé, Statistique Canada, Ottawa, Ontario K1A 0T6 (téléphone: 1-613-951-1746; télécopieur: 1-613-951-0792; courriel: HD-DS@statcan.ca).



Note on Data Quality by Local Area

Discretion should be exercised when using the numbers of vital events reported for the localities and the consequent derivation of rates for these areas and the uses of these for the purposes of interpretation and comparative analysis. The number of events reported for local areas may not, in some cases, directly relate to the population of the localities, especially those with small populations, for the following reasons:

- (a) Assignment of residence codes to mailing address rather than to the actual place of residence.
- (b) Assigning the events to alternate locality due to incomplete or duplicate names within the same county or division.
- (c) Assigning the events to "unorganized" areas within a county or a division rather than to a specific locality, or the reverse.
- (d) Deaths which occur in long term care institutions may be assigned to the location of the institution rather than the former residence of the deceased.
- (e) In the case of marriages only, heaping may occur due to the coding of events to the locality where a parish or church is located.
- (f) The "vintage" of the locality definitions used for this tabulation does not necessarily correspond to that used for compiling census populations or population estimates. Typically, the locality coding for vital statistics purposes reflects municipal definitions in effect January 1 of the year preceding the event (birth, death, stillbirth or marriage). By contrast, the locality coding for census populations and population estimates reflects municipal definitions in effect January 1 of the census year.
- (g) Locality data for Indian reserves may group events for more than one reserve; often all Indian reserves in the same county are grouped into one locality code.

Notes sur la qualité des données par localité

Il faut faire preuve de prudence au moment de l'interprétation et de l'analyse comparative des données sur les événements démographiques déclarés et les taux calculés à partir de ces chiffres pour les localités. Les événements déclarés pour les localités peuvent, dans certains cas, ne pas se rapporter directement à la localité, notamment ce qui concerne les petites populations, pour les raisons suivantes :

- (a) Attribution des codes de lieu de résidence à l'adresse postale plutôt qu'au lieu réel de résidence.
- (b) Attribution des événements à une autre localité en raison d'un nom incomplet ou de la similitude d'un nom dans le même comté ou la même division.
- (c) Attribution des événements à des régions « non constituées » dans un comté ou une division plutôt qu'à une localité précise, ou le contraire.
- (d) Les décès qui se produisent dans les établissements de soins de longue durée peuvent être attribués au lieu de l'établissement plutôt qu'au lieu de l'ancienne résidence de la personne décédée.
- (e) Dans le cas des mariages seulement, il peut se produire une concentration au même endroit en raison du codage de l'événement en fonction de la localité où la paroisse ou l'église est située.
- (f) Le « cru » de définitions de localité utilisé pour ces totalisations ne correspond pas nécessairement à celui utilisé pour calculer les chiffres de population ou les estimations démographiques au moment du recensement. Habituellement, le codage de la localité aux fins de la statistique de l'état civil reflète les définitions municipales en vigueur le 1^{er} janvier de l'année qui a précédé l'événement (naissance, décès, mortinaissance ou mariage). En revanche, le codage de la localité pour calculer les chiffres de population et les estimations démographiques au moment du recensement reflètent les définitions municipales en vigueur le 1^{er} janvier de l'année du recensement.
- (g) Les données sur la localité pour les réserves indiennes regroupent parfois des événements survenus dans plus d'une réserve; souvent, on regroupe toutes les réserves indiennes d'un même comté sous un seul code de localité.

- (h) Before calculating rates using census-based population denominators (or population estimates for census geographic units), it is first necessary to ensure compatibility of the geographic units used for the numerator and denominator of the rates. Compatibility is usually enhanced by grouping the basic units into larger areas such as census agglomerations, census metropolitan areas, or census divisions.
- (i) When both the numerator and denominator of the rates come from the vital statistics (such as for infant mortality rates), the above reservations are of no effect, since the geographic coding is compatible across births, deaths and stillbirths.
- (j) Note that marriages are shown in this tabulation according to the place of occurrence of the marriage, rather than according to the place of residence of the bride or groom. All other events (births, deaths and stillbirths) are shown according to place of residence. For births and stillbirths, the place of residence is that of the mother; for deaths, it is that of the decedent.
- (k) Nunavut came into being officially as a Territory of Canada on April 1, 1999. The name Northwest Territories applies to a Territory with different geographic boundaries before and after April 1, 1999.

Births, stillbirths, deaths and marriages of residents of Nunavut which took place before April 1, 1999 are included with the events of residents of the Northwest Territories. Births, stillbirths, deaths and marriages which took place on or after April 1, 1999 are tabulated separately.

For information on the history and purpose of vital statistics data in Canada, and for a methodological discussion of data collection, data processing, definitions, and various aspects of data quality, see: *Births, 2000* (cat. no. 84F0210XPB), *Deaths, 2000* (cat. no. 84F0211XPB) and *Marriages, 2000* (cat. no. 84F0212XPB).

- (h) Avant de calculer les taux en prenant pour dénominateur les chiffres de population fondés sur les données de recensement (ou les estimations démographiques pour les unités géographiques de recensement), il faut s'assurer que les unités géographiques utilisées au numérateur et au dénominateur de la formule de calcul du taux sont compatibles. Le regroupement des unités de base en région plus grande, comme l'agglomération de recensement, la région métropolitaine de recensement ou la division de recensement, améliore généralement la compatibilité.
- (i) Si les données du numérateur et du dénominateur du taux proviennent de la statistique de l'état civil (comme dans le cas des taux de mortalité infantile), les remarques susmentionnées ne s'appliquent pas, puisque le codage géographique est uniforme pour les naissances, les décès et les mortinaissances.
- (j) Il convient de souligner que les données sur les mariages présentées dans ce tableau se fondent sur le lieu du mariage, plutôt que sur le lieu de résidence du marié ou de la mariée. Pour tous les autres événements (naissances, décès et mortinaissances), les données sont présentées en fonction du lieu de résidence. Pour les naissances et les mortinaissances, le lieu de résidence est celui de la mère et pour les décès, celui de la personne décédée.
- (k) Le Nunavut est devenu officiellement un territoire canadien le 1^{er} avril 1999. Le nom « Territoires du Nord-Ouest » désigne un territoire dont les frontières géographiques diffèrent selon que l'on se situe avant ou après cette date.

Les naissances, les mortinaissances, les décès et les mariages des résidents du Nunavut qui sont survenus avant le 1^{er} avril 1999 sont classés avec ceux des résidents des Territoires du Nord-Ouest. Les naissances, les mortinaissances, les décès et les mariages se produisant à partir du 1^{er} avril 1999 sont classés séparément.

Pour des renseignements supplémentaires sur l'historique et les objectifs de la statistique de l'état civil au Canada, ainsi qu'une discussion des méthodes de collecte et de traitement des données, des définitions et de divers aspects de la qualité des données, consulter : *Naissances, 2000* (n° 84F0210XPB au catalogue), *Décès, 2000* (n° 84F0211XPB au catalogue) et *Mariages, 2000* (n° 84F0212XPB au catalogue).

GENERAL SUMMARY OF VITAL STATISTICS, BY PROVINCE, COUNTIES / CENSUS DIVISIONS / DISTRICTS AND URBAN PLACES, CANADA, 2000
 SOMMAIRE STATISTIQUE DE L'ETAT CIVIL, PAR PROVINCE, COMTES / DIVISIONS DE RECENSEMENT / DISTRICTS ET LES CENTRES URBAINS, CANADA, 2000

| COUNTIES / CENSUS DIVISIONS / DISTRICTS AND URBAN PLACES COMTES / DIVISIONS DE RECENSEMENT / DISTRICTS ET LES CENTRES URBAINS | LIVE BIRTHS - NAISSANCES VIVANTES | | | STILL BIRTHS - MORT-NES | DEATHS - DECES | | | INFANT DEATHS - DECES INFANTILES | | | MAR- RIAGES - MA- RIAGES |
|--|---|---------------|--------------|-------------------------------|----------------------|---------------|--------------|--|--------------|------------------------|--------------------------------------|
| | TOTAL | MALE | FEMALE | | TOTAL | MALE | FEMALE | TOTAL | NEONATAL | POST- NEO- NATAL | POST NEO- NATALS |
| | | MAS- CULIN | FE- MININ | | | MAS- CULIN | FE- MININ | | < 7 DAYS | 7-27 DAYS | |
| | | | | | | | | | < 7 JOURS | 7-27 JOURS | |
| CANADA | | | | | | | | | | | |
| GRAND TOTAL | 327,882 | 168,367 | 159,495 | 1,984 | 218,062 | 111,742 | 106,320 | 1,737 | 962 | 231 | 544 157,395 |

GENERAL SUMMARY OF VITAL STATISTICS, BY PROVINCE, COUNTIES / CENSUS DIVISIONS / DISTRICTS AND URBAN PLACES, CANADA, 2000
 SOMMAIRE STATISTIQUE DE L'ETAT CIVIL, PAR PROVINCE, COMTES / DIVISIONS DE RECENSEMENT / DISTRICTS ET LES CENTRES URBAINS, CANADA, 2000

| COUNTIES / CENSUS DIVISIONS / DISTRICTS AND URBAN PLACES COMTES / DIVISIONS DE RECENSEMENT / DISTRICTS ET LES CENTRES URBAINS | LIVE BIRTHS - NAISSANCES VIVANTES | | | STILL BIRTHS - MORT- NES | DEATHS - DECES | | | INFANT DEATHS - DECES INFANTILES | | | MAR- RIAGES - MA- RIAGES |
|--|---|---------------|--------------|--------------------------------------|----------------------|--------------|-------|--|------------------------|------------------------|--------------------------------------|
| | TOTAL | MALE | FEMALE | TOTAL | MALE | FEMALE | TOTAL | NEONATAL | POST- NEO- NATAL | POST NEO- NATALS | |
| | | MAS- CULIN | FE- MININ | | MAS- CULIN | FE- MININ | | NEONATALS | | | |
| | | | | | | | | | < 7 | 7-27 | |
| | | | | | | | | DAYS | DAYS | | |
| PROVINCE UNKNOWN | | | | | | | | | | | |
| PROVINCE TOTAL | 16 | 7 | 9 | - | 23 | 19 | 4 | - | - | - | - |
| .OTHER | 16 | 7 | 9 | - | 23 | 19 | 4 | - | - | - | - |
| TOTAL | 16 | 7 | 9 | - | 23 | 19 | 4 | - | - | - | - |
| .OTHER | 16 | 7 | 9 | - | 23 | 19 | 4 | - | - | - | - |

GENERAL SUMMARY OF VITAL STATISTICS, BY PROVINCE, COUNTIES / CENSUS DIVISIONS / DISTRICTS AND URBAN PLACES, CANADA, 2000
 SOMMAIRE STATISTIQUE DE L'ETAT CIVIL, PAR PROVINCE, COMTES / DIVISIONS DE RECENSEMENT / DISTRICTS ET LES CENTRES URBAINS, CANADA, 2000

| COUNTIES / CENSUS DIVISIONS / DISTRICTS AND URBAN PLACES COMTES / DIVISIONS DE RECENSEMENT / DISTRICTS ET LES CENTRES URBAINS | LIVE BIRTHS - MAISSANCES VIVANTES | | | STILL BIRTHS - MORT- NES | DEATHS - DECES | | | INFANT DEATHS - DECES INFANTILES | | | MAR- RIAGES - MA- RIAGES |
|--|---|---------------|--------------|--------------------------------------|----------------------|---------------|--------------|--|--------------|---------------|---|
| | TOTAL | MALE | FEMALE | | TOTAL | MALE | FEMALE | TOTAL | NEONATAL | | POST- NEO- NATAL - POST NEO- NATALS |
| | | MAS- CULIN | FE- MININ | | | MAS- CULIN | FE- MININ | | < 7 DAYS | 7-27 DAYS | |
| | | | | | | | | | < 7 JOURS | 7-27 JOURS | |
| NEWFOUNDLAND | | | | | | | | | | | |
| CENSUS DIVISION NO. 01 | | | | | | | | | | | |
| PORTUGAL COVE SOUTH T | - | - | - | - | 1 | 1 | - | - | - | - | - |
| PORTUGAL COVE-ST. PHILIP'S T | 41 | 23 | 18 | - | 28 | 15 | 13 | - | - | - | 31 |
| POUCH COVE T | 16 | 7 | 9 | - | 16 | 10 | 6 | - | - | - | 11 |
| REMEMS-CAPPAHAYDEN T | 1 | 1 | - | - | 7 | 4 | 3 | - | - | - | - |
| RIVERHEAD T | 1 | 1 | - | 1 | 2 | 1 | 1 | - | - | - | - |
| SALMON COVE T | 8 | 3 | 5 | - | 5 | 5 | - | - | - | - | 2 |
| SMALL POINT-BROAD COVE-BLACKHEAD-ADAMS | 4 | 2 | 2 | - | 5 | 2 | 3 | - | - | - | 1 |
| SOUTH RIVER T | 11 | 6 | 5 | - | 4 | 2 | 2 | - | - | - | 7 |
| SOUTHERN HARBOUR T | 6 | 1 | 5 | - | 4 | 1 | 3 | - | - | - | - |
| SPANIARD'S BAY T | 26 | 13 | 13 | - | 18 | 7 | 11 | - | - | - | 18 |
| ST. BRIDE'S T | 4 | 2 | 2 | - | 3 | 2 | 1 | - | - | - | 3 |
| ST. JOHN'S C | 933 | 513 | 420 | 3 | 900 | 447 | 453 | 3 | 1 | 1 | 780 |
| ST. JOSEPH'S T | 1 | - | 1 | - | 1 | - | 1 | - | - | - | 1 |
| ST. MARY'S T | 4 | 2 | 2 | - | 7 | 5 | 2 | - | - | - | 3 |
| ST. SHOTT'S T | - | - | - | - | 2 | 2 | - | - | - | - | 1 |
| ST. VINCENT'S-ST. STEPHEN'S-PETER'S RIV | 4 | 1 | 3 | - | 6 | 5 | 1 | - | - | - | - |
| SUNNYSIDE T | - | - | - | - | 8 | 5 | 3 | - | - | - | - |
| TORBAY T | 81 | 40 | 41 | - | 26 | 10 | 16 | - | - | - | 17 |
| TREPASSEY T | 4 | 4 | - | - | 16 | 11 | 5 | - | - | - | 4 |
| UPPER ISLAND COVE T | 20 | 11 | 9 | - | 16 | 7 | 9 | - | - | - | 10 |
| VICTORIA T | 13 | 7 | 6 | - | 14 | 6 | 8 | - | - | - | 9 |
| WABANA T | 23 | 10 | 13 | - | - | - | - | - | - | - | - |
| WHITBOURNE T | 12 | 6 | 6 | - | 6 | 5 | 1 | - | - | - | 7 |
| WHITWAY T | 3 | 2 | 1 | - | 7 | 4 | 3 | - | - | - | 1 |
| WINTERTON T | 8 | 7 | 1 | - | 5 | 3 | 2 | - | - | - | 3 |
| WITLESS BAY T | 9 | 3 | 6 | - | 7 | 5 | 2 | - | - | - | 8 |
| CENSUS DIVISION NO. 02 | | | | | | | | | | | |
| TOTAL | 238 | 135 | 103 | 4 | 184 | 92 | 92 | 2 | 2 | - | 186 |
| * NEWFOUNDLAND CSD UNKNOWN | - | - | - | - | - | - | - | - | - | - | - |
| BAINIE HARBOUR T | - | - | - | - | - | - | - | - | - | - | 1 |
| BAY L'ARGENT T | 6 | 2 | 4 | - | 3 | 2 | 1 | - | - | - | - |
| BURIN T | 22 | 9 | 13 | - | 19 | 11 | 8 | - | - | - | 22 |
| DIVISION NO. 2, SUBD. C SUN | 6 | 2 | 4 | - | - | - | - | - | - | - | 5 |
| DIVISION NO. 2, SUBD. D SUN | 1 | 1 | - | - | - | - | - | - | - | - | - |
| DIVISION NO. 2, SUBD. E SUN | 1 | - | 1 | - | 14 | 5 | 9 | - | - | - | 10 |
| DIVISION NO. 2, SUBD. F SUN | - | - | - | - | 3 | 2 | 1 | - | - | - | 2 |
| DIVISION NO. 2, SUBD. G SUN | - | - | - | - | - | - | - | - | - | - | 2 |
| DIVISION NO. 2, SUBD. H SUN | 1 | 1 | - | - | 3 | - | 3 | - | - | - | - |
| DIVISION NO. 2, SUBD. I SUN | 2 | 2 | - | - | 4 | 1 | 3 | - | - | - | 2 |
| DIVISION NO. 2, SUBD. J SUN | - | - | - | - | - | - | - | - | - | - | - |
| DIVISION NO. 2, SUBD. K SUN | 5 | 4 | 1 | - | 7 | 3 | 4 | - | - | - | 2 |
| DIVISION NO. 2, SUBD. L SUN | 1 | - | - | - | - | - | - | - | - | - | - |
| ENGLISH HARBOUR EAST T | 1 | - | 1 | - | - | - | - | - | - | - | 1 |
| FORTUNE T | 16 | 10 | 6 | - | 19 | 9 | 10 | - | - | - | 10 |
| FOX COVE-MORTIER T | 4 | 2 | 2 | - | 3 | 3 | - | - | - | - | - |
| FRENCHMAN'S COVE T | 4 | 1 | 3 | - | 3 | 2 | 1 | - | - | - | 2 |
| GARNISH T | 6 | 3 | 3 | 1 | 4 | - | 4 | - | - | - | 1 |
| GRAND BANK T | 34 | 23 | 11 | - | 35 | 16 | 19 | 1 | 1 | - | 33 |
| GRAND LE PIERRE T | 4 | 2 | 2 | 1 | - | - | - | - | - | - | 2 |
| LAMALINE T | 2 | - | 2 | - | 4 | 4 | - | - | - | - | 4 |
| LAWN T | 9 | 6 | 3 | - | 7 | 5 | 2 | - | - | - | 3 |
| LEWIN'S COVE T | 5 | 3 | 2 | - | 1 | - | 1 | - | - | - | 1 |
| LITTLE BAY EAST T | 1 | 1 | - | - | 1 | 1 | - | - | - | - | 1 |
| LORD'S COVE T | 2 | 1 | 1 | - | 4 | 1 | 3 | - | - | - | 4 |
| MARYSTOWN T | 59 | 39 | 20 | 1 | 22 | 15 | 7 | - | - | - | 49 |
| PARKER'S COVE T | 5 | 2 | 3 | - | 1 | 1 | - | - | - | - | 2 |
| POINT AU GAUL T | 2 | 1 | 1 | - | 1 | 1 | - | - | - | - | - |
| POINT MAY T | 3 | 1 | 2 | - | 3 | 1 | 2 | 1 | 1 | - | 2 |
| PORT AU BRAS T | - | - | - | - | - | - | - | - | - | - | 3 |
| RED HARBOUR T | 3 | 2 | 1 | - | 2 | 1 | 1 | - | - | - | 2 |
| RUSHOON T | 2 | - | 2 | - | 1 | 1 | - | - | - | - | 4 |
| ST. BERNARD'S-JACQUES FONTAINE T | 9 | 6 | 3 | - | 4 | 3 | 1 | - | - | - | 6 |
| ST. LAWRENCE T | 13 | 6 | 7 | - | 10 | 1 | 9 | - | - | - | 6 |
| TERRENCEVILLE T | 8 | 3 | 5 | - | 4 | 2 | 2 | - | - | - | 4 |
| WINTERLAND T | 2 | 2 | - | 1 | 2 | 1 | 1 | - | - | - | - |
| CENSUS DIVISION NO. 03 | | | | | | | | | | | |
| TOTAL | 156 | 76 | 80 | 1 | 164 | 97 | 67 | 2 | 1 | - | 140 |
| * NEWFOUNDLAND CSD UNKNOWN | - | - | - | - | - | - | - | - | - | - | - |
| BELLEORAM T | 6 | 4 | 2 | - | 4 | 4 | - | - | - | - | 3 |
| BURCEO T | 11 | 3 | 8 | 1 | 17 | 11 | 6 | - | - | - | 12 |
| BURNT ISLANDS T | - | - | - | - | 4 | 1 | 3 | - | - | - | 3 |
| CHANNEL-PORT AUX BASQUES T | 36 | 16 | 20 | - | 47 | 30 | 17 | 1 | - | 1 | 45 |

GENERAL SUMMARY OF VITAL STATISTICS, BY PROVINCE, COUNTIES / CENSUS DIVISIONS / DISTRICTS AND URBAN PLACES, CANADA, 2000
 SOMMAIRE STATISTIQUE DE L'ETAT CIVIL, PAR PROVINCE, COMTES / DIVISIONS DE RECENSEMENT / DISTRICTS ET LES CENTRES URBAINS, CANADA, 2000

| COUNTIES / CENSUS DIVISIONS / DISTRICTS AND URBAN PLACES COMTES / DIVISIONS DE RECENSEMENT / DISTRICTS ET LES CENTRES URBAINS | LIVE BIRTHS - NAISSANCES VIVANTES | | | STILL BIRTHS - MORT- NES | DEATHS - DECES | | | INFANT DEATHS - DECES INFANTILES | | | MAR- RIAGES - MA- RIAGES | |
|--|---|---------------|--------------|-----------------------------------|----------------------|--------------|-------|--|------------------------------------|---|--------------------------------------|-----|
| | TOTAL | MALE | FEMALE | TOTAL | MALE | FEMALE | TOTAL | NEONATAL - NEONATALS | | POST- NEO- NATAL - POST NEO- NATALS | | |
| | | MAS- CULIN | FE- MININ | | MAS- CULIN | FE- MININ | | < 7 DAYS - < 7 JOURS | 7-27 DAYS - 7-27 JOURS | | | |
| | NEWFOUNDLAND | | | | | | | | | | | |
| CENSUS DIVISION NO. 03 | | | | | | | | | | | | |
| DIVISION NO. 3, SUBD. A SUN | - | - | - | - | - | - | - | - | - | - | - | - |
| DIVISION NO. 3, SUBD. B SUN | - | - | - | - | 2 | 1 | 1 | 1 | 1 | - | - | 2 |
| DIVISION NO. 3, SUBD. C SUN | - | - | - | - | - | - | - | - | - | - | - | - |
| DIVISION NO. 3, SUBD. D SUN | 16 | 9 | 7 | - | 5 | 2 | 3 | - | - | - | - | 6 |
| DIVISION NO. 3, SUBD. E SUN | 4 | 3 | 1 | - | 2 | 2 | - | - | - | - | - | 6 |
| DIVISION NO. 3, SUBD. F SUN | 1 | - | 1 | - | 1 | 1 | - | - | - | - | - | 3 |
| DIVISION NO. 3, SUBD. H SUN | 5 | 4 | 1 | - | 4 | 1 | 3 | - | - | - | - | 6 |
| DIVISION NO. 3, SUBD. I SUN | - | - | - | - | - | - | - | - | - | - | - | 6 |
| DIVISION NO. 3, SUBD. J SUN | - | - | - | - | 6 | 3 | 3 | - | - | - | - | 4 |
| GAULTOIS T | 1 | - | 1 | - | 4 | 2 | 2 | - | - | - | - | 5 |
| HARBOUR BRETON T | 17 | 12 | 5 | - | 10 | 5 | 5 | - | - | - | - | 3 |
| HERMITAGE T | 7 | 3 | 4 | - | 5 | 3 | 2 | - | - | - | - | 3 |
| ISLE AUX MORTS T | 6 | 2 | 4 | - | 2 | 1 | 1 | - | - | - | - | 3 |
| MILLTOWN-HEAD OF BAY D'ESPOIR T | 7 | 1 | 6 | - | 12 | 7 | 5 | - | - | - | - | 5 |
| MORRISVILLE T | 1 | - | 1 | - | 1 | - | 1 | - | - | - | - | - |
| POOL'S COVE T | 1 | 1 | - | - | 1 | 1 | - | - | - | - | - | - |
| RAMEA T | 6 | 2 | 4 | - | 10 | 7 | 3 | - | - | - | - | 4 |
| RENCONTRE EAST T | 5 | 2 | 3 | - | 3 | - | 3 | - | - | - | - | - |
| ROSE BLANCHE-HARBOUR LE COU T | 5 | 5 | - | - | 2 | 2 | - | - | - | - | - | 1 |
| SAMIAJIJ MIAMPUKEK R | - | - | - | - | - | - | - | - | - | - | - | - |
| SEAL COVE T | 3 | 2 | 1 | - | 1 | - | 1 | - | - | - | - | 2 |
| ST. ALBAN'S T | 12 | 5 | 7 | - | 15 | 10 | 5 | - | - | - | - | 13 |
| ST. JACQUES-COOB'S COVE T | 6 | 2 | 4 | - | 6 | 3 | 3 | - | - | - | - | 5 |
| CENSUS DIVISION NO. 04 | | | | | | | | | | | | |
| TOTAL | 189 | 103 | 86 | 2 | 211 | 127 | 84 | 1 | - | 1 | - | 168 |
| * NEWFOUNDLAND CSD UNKNOWN | - | - | - | - | - | - | - | - | - | - | - | - |
| CAPE ST. GEORGE T | 13 | 6 | 7 | - | 8 | 3 | 5 | - | - | - | - | 9 |
| DIVISION NO. 4, SUBD. A SUN | 14 | 10 | 4 | 1 | 21 | 12 | 9 | - | - | - | - | 15 |
| DIVISION NO. 4, SUBD. B SUN | 8 | 5 | 3 | - | 13 | 11 | 2 | - | - | - | - | 13 |
| DIVISION NO. 4, SUBD. C SUN | 7 | 3 | 4 | - | 8 | 6 | 2 | - | - | - | - | 8 |
| DIVISION NO. 4, SUBD. D SUN | 6 | 4 | 2 | - | 8 | 6 | 2 | - | - | - | - | 2 |
| DIVISION NO. 4, SUBD. E SUN | 15 | 7 | 8 | 1 | 10 | 8 | 2 | - | - | - | - | 11 |
| GALLANTS T | - | - | - | - | 1 | - | 1 | - | - | - | - | - |
| KIPPENS T | 16 | 7 | 9 | - | 15 | 7 | 8 | - | - | - | - | 2 |
| LOURDES T | 6 | 4 | 2 | - | 8 | 5 | 3 | - | - | - | - | 10 |
| PORT AU PORT EAST T | 5 | 3 | 2 | - | 5 | 1 | 4 | - | - | - | - | 14 |
| PORT AU PORT WEST-AGUATHUNA-FELIX COVE | 3 | 2 | 1 | - | 7 | 3 | 4 | - | - | - | - | 2 |
| ST. GEORGE'S T | 14 | 9 | 5 | - | 10 | 4 | 6 | - | - | - | - | 9 |
| STEPHENVILLE CROSSING T | 22 | 10 | 12 | - | 35 | 19 | 16 | - | - | - | - | 4 |
| STEPHENVILLE T | 60 | 33 | 27 | - | 62 | 42 | 20 | 1 | - | 1 | - | 69 |
| CENSUS DIVISION NO. 05 | | | | | | | | | | | | |
| TOTAL | 344 | 159 | 185 | - | 313 | 174 | 139 | 3 | 1 | - | 2 | 284 |
| * NEWFOUNDLAND CSD UNKNOWN | - | - | - | - | - | - | - | - | - | - | - | - |
| CORMACK T | 1 | - | 1 | - | 4 | 3 | 1 | - | - | - | - | 3 |
| CORNER BROOK C | 205 | 96 | 109 | - | 195 | 101 | 94 | 1 | - | - | 1 | 161 |
| COX'S COVE T | 8 | 5 | 3 | - | 7 | 3 | 4 | - | - | - | - | 5 |
| DEER LAKE T | 43 | 24 | 19 | - | 33 | 24 | 9 | 1 | - | - | 1 | 54 |
| DIVISION NO. 5, SUBD. A SUN | - | - | - | - | - | - | - | - | - | - | - | - |
| DIVISION NO. 5, SUBD. C SUN | - | - | - | - | - | - | - | - | - | - | - | 1 |
| DIVISION NO. 5, SUBD. D SUN | - | - | - | - | 1 | - | 1 | - | - | - | - | 8 |
| DIVISION NO. 5, SUBD. E SUN | - | - | - | - | - | - | - | - | - | - | - | - |
| DIVISION NO. 5, SUBD. F SUN | 1 | - | 1 | - | 1 | - | 1 | - | - | - | - | 9 |
| DIVISION NO. 5, SUBD. G SUN | 6 | 1 | 5 | - | - | - | - | - | - | - | - | - |
| GILLAMS T | 2 | - | 2 | - | 2 | 2 | - | - | - | - | - | 1 |
| HAMPDEN T | 3 | 1 | 2 | - | 3 | 1 | 2 | - | - | - | - | 1 |
| HOWLEY T | 2 | - | 2 | - | 3 | 3 | - | - | - | - | - | 1 |
| HUGHES BROOK T | - | - | - | - | 1 | - | - | - | - | - | - | - |
| HUMBER ARM SOUTH T | 12 | 4 | 8 | - | 14 | 7 | 7 | 1 | 1 | - | - | 10 |
| IRISHTOWN-SUMMERSIDE T | 7 | 1 | 6 | - | 6 | 5 | 1 | - | - | - | - | 3 |
| JACKSON'S ARM T | 5 | 3 | 2 | - | 7 | 6 | 1 | - | - | - | - | 3 |
| LARK HARBOUR T | 4 | 2 | 2 | - | 6 | 4 | 2 | - | - | - | - | 3 |
| MASSEY DRIVE T | 4 | 3 | 1 | - | - | - | - | - | - | - | - | - |
| MCIVER'S T | - | - | - | - | 2 | - | 2 | - | - | - | - | 3 |
| MEADOWS T | - | - | - | - | 5 | 2 | 3 | - | - | - | - | 2 |
| MOUNT MORIAH T | 8 | 3 | 5 | - | 3 | - | 3 | - | - | - | - | - |
| PASADENA T | 24 | 10 | 14 | - | 16 | 11 | 5 | - | - | - | - | 13 |
| REIDVILLE T | - | - | - | - | 1 | - | 1 | - | - | - | - | 2 |
| STEADY BROOK T | 3 | 2 | 1 | - | 2 | - | 2 | - | - | - | - | - |
| YORK HARBOUR T | 6 | 4 | 2 | - | 1 | 1 | - | - | - | - | - | 1 |
| CENSUS DIVISION NO. 06 | | | | | | | | | | | | |
| TOTAL | 339 | 177 | 162 | 2 | 303 | 147 | 156 | 1 | - | - | 1 | 251 |

GENERAL SUMMARY OF VITAL STATISTICS, BY PROVINCE, COUNTIES / CENSUS DIVISIONS / DISTRICTS AND URBAN PLACES, CANADA, 2000
 SOMMAIRE STATISTIQUE DE L'ETAT CIVIL, PAR PROVINCE, COMTES / DIVISIONS DE RECENSEMENT / DISTRICTS ET LES CENTRES URBAINS, CANADA, 2000

| COUNTIES / CENSUS DIVISIONS / DISTRICTS AND URBAN PLACES COMTES / DIVISIONS DE RECENSEMENT / DISTRICTS ET LES CENTRES URBAINS | LIVE BIRTHS - NAISSANCES VIVANTES | | | STILL BIRTHS - MORT- NES | DEATHS - DECES | | | INFANT DEATHS - DECES INFANTILES | | | MAR- RIAGES - MA- RIAGES |
|--|---|---------------|--------------|-----------------------------------|----------------------|--------------|-------|--|------------------------------------|---|--------------------------------------|
| | TOTAL | MALE | FEMALE | TOTAL | MALE | FEMALE | TOTAL | NEONATAL - NEONATALS | | POST- NEO- NATAL - POST NEO- NATALS | |
| | | MAS- CULIN | FE- MININ | | MAS- CULIN | FE- MININ | | < 7 DAYS - < 7 JOURS | 7-27 DAYS - 7-27 JOURS | | |
| NEWFOUNDLAND | | | | | | | | | | | |
| CENSUS DIVISION NO. 06 | | | | | | | | | | | |
| * NEWFOUNDLAND CSD UNKNOWN | - | - | - | - | - | - | - | - | - | - | - |
| APPLETON T | 4 | 4 | - | - | - | - | - | - | - | - | 1 |
| BADGER T | 11 | 5 | 6 | - | 5 | 1 | 4 | - | - | - | 3 |
| BISHOP'S FALLS T | 30 | 15 | 15 | 1 | 22 | 12 | 10 | - | - | - | 32 |
| BOTWOOD T | 33 | 19 | 14 | - | 46 | 23 | 23 | - | - | - | 23 |
| BUCHANS T | 6 | 3 | 3 | - | 7 | 5 | 2 | - | - | - | 5 |
| DIVISION NO. 6, SUBD. A SUN | - | - | - | - | 1 | - | 1 | - | - | - | - |
| DIVISION NO. 6, SUBD. C SUN | 1 | - | 1 | - | 1 | - | 1 | - | - | - | - |
| DIVISION NO. 6, SUBD. D SUN | 1 | - | 1 | - | 4 | 3 | 1 | - | - | - | 1 |
| DIVISION NO. 6, SUBD. E SUN | 2 | - | 2 | - | 2 | 2 | - | - | - | - | - |
| GANDER T | 94 | 45 | 49 | - | 70 | 35 | 35 | 1 | - | 1 | 85 |
| GLENWOOD T | 15 | 9 | 6 | - | 7 | 2 | 5 | - | - | - | 3 |
| GRAND FALLS-WINDSOR T | 121 | 66 | 55 | 1 | 120 | 54 | 66 | - | - | - | 87 |
| MILLERTOWN T | - | - | - | - | 3 | 1 | 2 | - | - | - | 1 |
| NORRIS ARM T | 5 | 4 | 1 | - | 10 | 7 | 3 | - | - | - | 5 |
| NORTHERN ARM T | 4 | 1 | 3 | - | 2 | 1 | 1 | - | - | - | 1 |
| PETERVIEW T | 12 | 6 | 6 | - | 3 | 1 | 2 | - | - | - | 4 |
| CENSUS DIVISION NO. 07 | | | | | | | | | | | |
| TOTAL | 315 | 146 | 169 | 1 | 390 | 217 | 173 | 1 | 1 | - | 280 |
| * NEWFOUNDLAND CSD UNKNOWN | - | - | - | - | - | - | - | - | - | - | - |
| BONAVISTA T | 31 | 9 | 22 | - | 51 | 23 | 28 | - | - | - | 28 |
| CATALINA T | 12 | 6 | 6 | - | 10 | 5 | 5 | - | - | - | 5 |
| CENTREVILLE-WAREHAM-TRINITY T | 9 | 4 | 5 | - | 6 | 5 | 1 | - | - | - | 8 |
| CLARENVILLE T | 78 | 35 | 43 | - | 44 | 25 | 19 | - | - | - | 40 |
| DIVISION NO. 7, SUBD. A SUN | 1 | 1 | - | - | 3 | 2 | 1 | - | - | - | 1 |
| DIVISION NO. 7, SUBD. B SUN | - | - | - | - | 4 | 2 | 2 | - | - | - | 3 |
| DIVISION NO. 7, SUBD. D SUN | 4 | - | 4 | - | 2 | 1 | 1 | - | - | - | 6 |
| DIVISION NO. 7, SUBD. E SUN | 25 | 14 | 11 | - | 29 | 16 | 13 | - | - | - | 10 |
| DIVISION NO. 7, SUBD. F SUN | 2 | 1 | 1 | - | 13 | 11 | 2 | - | - | - | 11 |
| DIVISION NO. 7, SUBD. G SUN | 6 | 3 | 3 | - | 8 | 6 | 2 | - | - | - | 3 |
| DIVISION NO. 7, SUBD. I SUN | - | - | - | - | 3 | - | 3 | - | - | - | - |
| DIVISION NO. 7, SUBD. J SUN | 5 | 2 | 3 | - | 4 | 2 | 2 | - | - | - | 6 |
| DIVISION NO. 7, SUBD. K SUN | 2 | 2 | - | - | 7 | 1 | 6 | - | - | - | 11 |
| DIVISION NO. 7, SUBD. L SUN | 3 | 1 | 2 | - | 14 | 9 | 5 | - | - | - | 7 |
| DIVISION NO. 7, SUBD. M SUN | 16 | 9 | 7 | - | 11 | 7 | 4 | - | - | - | 23 |
| DIVISION NO. 7, SUBD. N SUN | - | - | - | - | - | - | - | - | - | - | - |
| DOVER T | 5 | 2 | 3 | - | 14 | 8 | 6 | - | - | - | 4 |
| DUNTARA T | - | - | - | - | 2 | 1 | 1 | - | - | - | - |
| EASTPORT T | 3 | 2 | 1 | - | 14 | 6 | 8 | - | - | - | 2 |
| ELLISTON T | 5 | 2 | 3 | - | 7 | 2 | 5 | 1 | 1 | - | - |
| GAMBO T | 9 | 5 | 4 | 1 | 17 | 8 | 9 | - | - | - | 21 |
| GLOVERTOWN T | 22 | 14 | 8 | - | 27 | 15 | 12 | - | - | - | 18 |
| GREENSPOND T | 2 | 2 | - | - | - | - | - | - | - | - | 2 |
| HAPPY ADVENTURE T | - | - | - | - | 1 | - | 1 | - | - | - | - |
| HARE BAY T | 10 | 1 | 9 | - | 11 | 8 | 3 | - | - | - | 6 |
| INDIAN BAY T | 3 | 2 | 1 | - | 2 | - | 2 | - | - | - | 2 |
| KEELS T | 1 | 1 | - | - | 1 | 1 | - | - | - | - | - |
| KING'S COVE T | 1 | - | 1 | - | - | - | - | - | - | - | 1 |
| LITTLE CATALINA T | 5 | 2 | 3 | - | 7 | 6 | 1 | - | - | - | 3 |
| MELROSE T | 2 | 1 | 1 | - | 3 | - | 3 | - | - | - | - |
| MUSGRAVETOWN T | 5 | 3 | 2 | - | 8 | 8 | - | - | - | - | 11 |
| NEW-MES-VALLEY T | 24 | 12 | 12 | - | 24 | 14 | 10 | - | - | - | 25 |
| PLATE COVE EAST T | 4 | 3 | 1 | - | 4 | 3 | 1 | - | - | - | 1 |
| PLATE COVE WEST T | 1 | - | 1 | - | 5 | 5 | - | - | - | - | 1 |
| PORT BLANDFORD T | 6 | 2 | 4 | - | 4 | 3 | 1 | - | - | - | 4 |
| PORT REXTON T | 5 | 1 | 4 | - | 8 | 3 | 5 | - | - | - | 4 |
| PORT UNION T | 1 | - | 1 | - | 7 | 5 | 2 | - | - | - | 3 |
| SALVAGE T | 1 | 1 | - | - | 1 | - | 1 | - | - | - | 2 |
| SANDRINGHAM T | - | - | - | - | 2 | 1 | 1 | - | - | - | 4 |
| SANDY COVE T | - | - | - | - | 2 | - | 2 | - | - | - | - |
| ST. BRENDAN'S T | 2 | 2 | - | - | 4 | 2 | 2 | - | - | - | - |
| TERRA NOVA T | - | - | - | - | - | - | - | - | - | - | 2 |
| TRAYTOWN T | 2 | 1 | 1 | - | 4 | 3 | 1 | - | - | - | 1 |
| TRINITY, TRINITY BAY T | 2 | - | 2 | - | 2 | - | 2 | - | - | - | 1 |
| CENSUS DIVISION NO. 08 | | | | | | | | | | | |
| TOTAL | 370 | 184 | 186 | 4 | 396 | 221 | 175 | - | - | - | 302 |
| * NEWFOUNDLAND CSD UNKNOWN | - | - | - | - | - | - | - | - | - | - | - |
| BAIE VERTE T | 10 | 2 | 8 | - | 19 | 12 | 7 | - | - | - | 9 |
| BAYTONA T | 3 | 2 | 1 | - | 5 | 1 | 4 | - | - | - | 1 |
| BEACHSIDE T | 2 | 1 | 1 | - | 2 | 2 | - | - | - | - | - |
| BIRCHY BAY T | 4 | 4 | - | - | 2 | 1 | 1 | - | - | - | 5 |
| BRENT'S COVE T | 1 | 1 | - | - | 4 | 1 | 3 | - | - | - | 2 |

GENERAL SUMMARY OF VITAL STATISTICS, BY PROVINCE, COUNTIES / CENSUS DIVISIONS / DISTRICTS AND URBAN PLACES, CANADA, 2000
 SOMMAIRE STATISTIQUE DE L'ETAT CIVIL, PAR PROVINCE, COMTES / DIVISIONS DE RECENSEMENT / DISTRICTS ET LES CENTRES URBAINS, CANADA, 2000

| COUNTIES / CENSUS DIVISIONS / DISTRICTS AND URBAN PLACES COMTES / DIVISIONS DE RECENSEMENT / DISTRICTS ET LES CENTRES URBAINS | LIVE BIRTHS - NAISSANCES VIVANTES | | | STILL BIRTHS - MORT-NES | DEATHS - DECES | | | INFANT DEATHS - DECES INFANTILES | | | MAR- RIAGES - MA- RIAGES | |
|--|---|---------------|--------------|-------------------------------|----------------------|---------------|--------------|--|----------------------------|--------------|---|---------------|
| | TOTAL | MALE | FEMALE | | TOTAL | MALE | FEMALE | TOTAL | NEONATAL - NEONATALS | | POST- NEO- NATAL - POST NEO- NATALS | |
| | | MAS- CULIN | FE- MININ | | | MAS- CULIN | FE- MININ | | < 7 DAYS | 7-27 DAYS | < 7 JOURS | 7-27 JOURS |
| | | | | | | | | | | | | |
| NEWFOUNDLAND | | | | | | | | | | | | |
| CENSUS DIVISION NO. 09 | | | | | | | | | | | | |
| GREAT HARBOUR DEEP T | - | - | - | - | 1 | 1 | - | - | - | - | - | |
| HANKE'S BAY T | 2 | - | 2 | - | 1 | 1 | - | - | - | - | 2 | |
| MAIN BROOK T | 3 | 2 | 1 | - | 3 | 1 | 2 | - | - | - | 1 | |
| NORRIS POINT T | 6 | 4 | 2 | - | 4 | 1 | 3 | - | - | - | 4 | |
| PARSONS POND T | 6 | 3 | 3 | - | 5 | 3 | 2 | - | - | - | 2 | |
| PORT AU CHOIX T | 12 | 7 | 5 | - | 8 | 2 | 6 | - | - | - | 5 | |
| PORT SAUNDERS T | 12 | 4 | 8 | - | 8 | 5 | 3 | - | - | - | 3 | |
| RALEIGH T | 1 | 1 | - | - | 3 | 2 | 1 | - | - | - | 1 | |
| RIVER OF PONDS T | - | - | - | - | - | - | - | - | - | - | 1 | |
| ROCKY HARBOUR T | 9 | 4 | 5 | - | 12 | 8 | 4 | - | - | - | 5 | |
| RODDICKTON T | 9 | 4 | 5 | - | 8 | 6 | 2 | - | - | - | 4 | |
| SALLY'S COVE T | - | - | - | - | 1 | - | 1 | - | - | - | - | |
| ST. ANTHONY T | 20 | 10 | 10 | - | 33 | 18 | 15 | - | - | - | 11 | |
| ST. LUNAIRE-GRIQUET T | 7 | 2 | 5 | - | 3 | 3 | - | - | - | - | 7 | |
| ST. PAUL'S T | 1 | - | 1 | - | 6 | 3 | 3 | - | - | - | 1 | |
| TROUT RIVER T | 9 | 3 | 6 | - | 6 | 5 | 1 | - | - | - | 3 | |
| WOODY POINT T | 6 | 4 | 2 | - | 2 | 2 | - | - | - | - | 1 | |
| CENSUS DIVISION NO. 10 | | | | | | | | | | | | |
| TOTAL | 367 | 177 | 190 | 1 | 154 | 97 | 57 | 2 | 1 | - | 163 | |
| * NEWFOUNDLAND CSD UNKNOWN | - | - | - | - | - | - | - | - | - | - | - | |
| CARTWRIGHT T | 7 | 4 | 3 | - | 3 | 2 | 1 | - | - | - | 5 | |
| CHARLOTTETOWN T | 5 | 4 | 1 | - | 3 | 3 | - | - | - | - | 5 | |
| DIVISION NO. 10, SUBD. A SUN | - | - | - | - | 2 | 1 | 1 | - | - | - | 1 | |
| DIVISION NO. 10, SUBD. B SUN | 2 | 2 | - | - | 5 | 2 | 3 | - | - | - | 1 | |
| DIVISION NO. 10, SUBD. C SUN | 38 | 17 | 21 | - | 16 | 10 | 6 | 1 | - | - | 2 | |
| DIVISION NO. 10, SUBD. D SUN | 3 | 1 | 2 | - | 1 | 1 | - | - | - | - | 2 | |
| DIVISION NO. 10, SUBD. E SUN | 20 | 10 | 10 | - | 5 | 3 | 2 | - | - | - | 3 | |
| FORTEAU T | 4 | 1 | 3 | - | 4 | 1 | 3 | - | - | - | 4 | |
| HAPPY VALLEY-GOOSE BAY T | 105 | 48 | 57 | - | 44 | 29 | 15 | - | - | - | 57 | |
| HOPEDALE T | 11 | 4 | 7 | - | 5 | 3 | 2 | - | - | - | - | |
| L'ANSE AU CLAIR T | 3 | 2 | 1 | - | 2 | 2 | - | - | - | - | 2 | |
| L'ANSE AU LOUP T | 5 | 3 | 2 | - | 3 | 3 | - | - | - | - | 6 | |
| LABRADOR CITY T | 82 | 42 | 40 | - | 24 | 15 | 9 | - | - | - | 46 | |
| MAKKOVIK T | 6 | 5 | 1 | - | 2 | 1 | 1 | - | - | - | - | |
| MARY'S HARBOUR T | 7 | 1 | 6 | - | 2 | - | 2 | 1 | 1 | - | 1 | |
| MAIN T | 24 | 13 | 11 | 1 | 16 | 11 | 5 | - | - | - | 2 | |
| NORTH WEST RIVER T | 8 | 4 | 4 | - | 3 | 2 | 1 | - | - | - | 4 | |
| PINWARE T | 1 | - | 1 | - | 1 | - | 1 | - | - | - | - | |
| PORT HOPE SIMPSON T | 7 | 3 | 4 | - | 6 | 3 | 3 | - | - | - | 2 | |
| POSTVILLE T | 2 | 1 | 1 | - | 3 | 3 | - | - | - | - | 2 | |
| RED BAY T | 2 | 1 | 1 | - | - | - | - | - | - | - | - | |
| RIGOLET T | 4 | 2 | 2 | - | 1 | - | 1 | - | - | - | 1 | |
| ST. LEWIS T | 3 | 1 | 2 | - | 1 | 1 | - | - | - | - | 2 | |
| WABUSH T | 14 | 7 | 7 | - | 2 | 1 | 1 | - | - | - | 11 | |
| WEST ST. MODESTE T | 4 | 1 | 3 | - | - | - | - | - | - | - | 4 | |
| NEWFOUNDLAND CENSUS DIVISION UNKNOWN | | | | | | | | | | | | |
| TOTAL | - | - | - | - | 8 | 5 | 3 | - | - | - | - | |
| AT SEA NEWFOUNDLAND | - | - | - | - | - | - | - | - | - | - | - | |
| NEWFOUNDLAND CD-CSD UNKNOWN | - | - | - | - | 8 | 5 | 3 | - | - | - | - | |

GENERAL SUMMARY OF VITAL STATISTICS, BY PROVINCE, COUNTIES / CENSUS DIVISIONS / DISTRICTS AND URBAN PLACES, CANADA, 2000
 SOMMAIRE STATISTIQUE DE L'ETAT CIVIL, PAR PROVINCE, COMTES / DIVISIONS DE RECENSEMENT / DISTRICTS ET LES CENTRES URBAINS, CANADA, 2000

| COUNTIES / CENSUS DIVISIONS / DISTRICTS AND URBAN PLACES COMTES / DIVISIONS DE RECENSEMENT / DISTRICTS ET LES CENTRES URBAINS | LIVE BIRTHS - NAISSANCES VIVANTES | | | STILL BIRTHS - MORT- NES | DEATHS - DECES | | | INFANT DEATHS - DECES INFANTILES | | | MAR- RIAGES - MA- RIAGES | |
|--|---|---------------|--------------|-----------------------------------|----------------------|---------------|--------------|--|----------------------------------|------------------------------------|--------------------------------------|-----|
| | TOTAL | MALE | FEMALE | | TOTAL | MALE | FEMALE | TOTAL | NEONATAL | POST- NEO- NATAL | POST NEO- NATALS | |
| | | MAS- CULIN | FE- MININ | | | MAS- CULIN | FE- MININ | | NEONATALS | | | |
| | | | | | | | | | < 7 DAYS - < 7 JOURS | 7-27 DAYS - 7-27 JOURS | | |
| PRINCE EDWARD ISLAND | | | | | | | | | | | | |
| PROVINCE TOTAL | 1,441 | 755 | 686 | 6 | 1,229 | 627 | 602 | 5 | 3 | 1 | 1 | 962 |
| KINGS COUNTY | | | | | | | | | | | | |
| TOTAL | 199 | 108 | 91 | 3 | 185 | 92 | 93 | 1 | 1 | - | - | 125 |
| * PRINCE EDWARD ISLAND CSD UNKNOWN | - | - | - | - | - | - | - | - | - | - | - | - |
| CARDIGAN COM | 18 | 10 | 8 | 1 | 8 | 3 | 5 | 1 | 1 | - | - | 5 |
| GEORGETOWN T | 15 | 5 | 10 | 1 | 8 | 4 | 4 | - | - | - | - | 7 |
| KINGS, ROYALTY LOT | 2 | 1 | 1 | - | 1 | 1 | - | - | - | - | - | - |
| LOT 38 LOT | 2 | 1 | 1 | - | 3 | 3 | - | - | - | - | - | 2 |
| LOT 39 LOT | - | - | - | - | - | - | - | - | - | - | - | 3 |
| LOT 40 LOT | 4 | 3 | 1 | - | - | - | - | - | - | - | - | - |
| LOT 41 LOT | 1 | - | 1 | - | 2 | - | 2 | - | - | - | - | - |
| LOT 42 LOT | 1 | 1 | - | - | 1 | 1 | - | - | - | - | - | 3 |
| LOT 43 LOT | 1 | 1 | - | - | 5 | 1 | 4 | - | - | - | - | 7 |
| LOT 44 LOT | 4 | 3 | 1 | - | 5 | 4 | 1 | - | - | - | - | 8 |
| LOT 45 LOT | - | - | - | - | - | - | - | - | - | - | - | - |
| LOT 46 LOT | 2 | 1 | 1 | - | 1 | 1 | - | - | - | - | - | 1 |
| LOT 47 LOT | 1 | - | 1 | - | 6 | 2 | 4 | - | - | - | - | 5 |
| LOT 51 LOT | - | - | - | - | 2 | 1 | 1 | - | - | - | - | - |
| LOT 52 LOT | 1 | 1 | - | - | 4 | 3 | 1 | - | - | - | - | 2 |
| LOT 53 LOT | 1 | 1 | - | - | - | - | - | - | - | - | - | 1 |
| LOT 54 LOT | 1 | - | 1 | - | 5 | 4 | 1 | - | - | - | - | 2 |
| LOT 55 LOT | 3 | 2 | 1 | - | 3 | 1 | 2 | - | - | - | - | 2 |
| LOT 56 LOT | 3 | 1 | 2 | - | 8 | 1 | 7 | - | - | - | - | 6 |
| LOT 59 LOT | 2 | 1 | 1 | - | 9 | 4 | 5 | - | - | - | - | 1 |
| LOT 61 LOT | 2 | 1 | 1 | - | 10 | 8 | 2 | - | - | - | - | 6 |
| LOT 63 LOT | 8 | 6 | 2 | - | 7 | 3 | 4 | - | - | - | - | 2 |
| LOT 64 LOT | 3 | 1 | 2 | - | 12 | 7 | 5 | - | - | - | - | 3 |
| LOT 66 LOT | - | - | - | - | 2 | 1 | 1 | - | - | - | - | - |
| MONTAGUE T | 38 | 20 | 18 | - | 33 | 17 | 16 | - | - | - | - | 23 |
| MORELL COM | 16 | 7 | 9 | - | 6 | 2 | 4 | - | - | - | - | 6 |
| MORELL 2 R | - | - | - | - | - | - | - | - | - | - | - | - |
| MURRAY HARBOUR COM | 9 | 5 | 4 | - | 7 | 3 | 4 | - | - | - | - | 4 |
| MURRAY RIVER COM | 9 | 6 | 3 | - | 9 | 5 | 4 | - | - | - | - | 7 |
| SOURIS T | 43 | 25 | 18 | 1 | 23 | 8 | 15 | - | - | - | - | 15 |
| ST. PETERS BAY COM | 9 | 5 | 4 | - | 5 | 4 | 1 | - | - | - | - | 4 |
| PRINCE COUNTY | | | | | | | | | | | | |
| TOTAL | 456 | 242 | 214 | 2 | 396 | 203 | 193 | 1 | 1 | - | - | 317 |
| * PRINCE EDWARD ISLAND CSD UNKNOWN | - | - | - | - | - | - | - | - | - | - | - | - |
| ABRAMS VILLAGE COM | 5 | 1 | 4 | - | 4 | 1 | 3 | - | - | - | - | - |
| ALBERTON T | 13 | 6 | 7 | - | 28 | 13 | 15 | - | - | - | - | 10 |
| BEDEQUE COM | 3 | 3 | - | - | 2 | 2 | - | - | - | - | - | 3 |
| BORDEN-CARLETON COM | 10 | 6 | 4 | - | 10 | 3 | 7 | - | - | - | - | 1 |
| CENTRAL BEDEQUE COM | 3 | 2 | 1 | - | - | - | - | - | - | - | - | - |
| KENSINGTON T | 21 | 14 | 7 | - | 17 | 11 | 6 | - | - | - | - | 14 |
| KINKORA COM | 3 | 2 | 1 | - | 3 | 1 | 2 | - | - | - | - | 8 |
| LENNOX ISLAND 1 R | 1 | - | 1 | - | 2 | 2 | - | - | - | - | - | 2 |
| LINKLETTER COM | 1 | - | 1 | - | - | - | - | - | - | - | - | - |
| LOT 1 LOT | 12 | 8 | 4 | 1 | 17 | 11 | 6 | - | - | - | - | 1 |
| LOT 2 LOT | 13 | 7 | 6 | - | 10 | 4 | 6 | - | - | - | - | 1 |
| LOT 3 LOT | 18 | 9 | 9 | - | 14 | 5 | 9 | - | - | - | - | 1 |
| LOT 4 LOT | 6 | 5 | 1 | - | 2 | 1 | 1 | - | - | - | - | 6 |
| LOT 5 LOT | 10 | 4 | 6 | - | 7 | 4 | 3 | - | - | - | - | 10 |
| LOT 6 LOT | 9 | 3 | 6 | - | 8 | 7 | 1 | - | - | - | - | 3 |
| LOT 7 LOT | 5 | 1 | 4 | - | 4 | 2 | 2 | - | - | - | - | 1 |
| LOT 8 LOT | 6 | 3 | 3 | - | - | - | - | - | - | - | - | 3 |
| LOT 9 LOT | 7 | 3 | 4 | - | 4 | 1 | 3 | - | - | - | - | 2 |
| LOT 10 LOT | 2 | - | 2 | - | 2 | 1 | 1 | - | - | - | - | - |
| LOT 11 LOT | 6 | 4 | 2 | - | 8 | 7 | 1 | - | - | - | - | 5 |
| LOT 12 LOT | 11 | 6 | 5 | - | 8 | 5 | 3 | - | - | - | - | 6 |
| LOT 13 LOT | 3 | - | 3 | - | 8 | 5 | 3 | - | - | - | - | 11 |
| LOT 14 LOT | 8 | 4 | 4 | - | 1 | 1 | - | - | - | - | - | 6 |
| LOT 15 LOT | 8 | 5 | 3 | - | 5 | 4 | 1 | - | - | - | - | 14 |
| LOT 16 LOT | 5 | 2 | 3 | - | 5 | 2 | 3 | - | - | - | - | 1 |
| LOT 17 LOT | 1 | 1 | - | - | 1 | 1 | - | - | - | - | - | - |
| LOT 18 LOT | 14 | 7 | 7 | - | 8 | 2 | 6 | - | - | - | - | 11 |
| LOT 19 LOT | 8 | 8 | - | - | 4 | 2 | 2 | - | - | - | - | 1 |
| LOT 25 LOT | 7 | 4 | 3 | - | 8 | 5 | 3 | - | - | - | - | 12 |
| LOT 26 LOT | 5 | 3 | 2 | - | 3 | 2 | 1 | - | - | - | - | 3 |
| LOT 27 LOT | 10 | 1 | 9 | - | 3 | 3 | - | - | - | - | - | 1 |
| LOT 28 LOT | 4 | 1 | 3 | - | 3 | 3 | - | - | - | - | - | 10 |
| MIMINEGASH COM | 2 | - | 2 | - | 3 | 3 | - | - | - | - | - | - |
| MISCOUCHE COM | 15 | 8 | 7 | 1 | 12 | 8 | 4 | - | - | - | - | 11 |
| O'LEARY COM | 9 | 8 | 1 | - | 17 | 6 | 11 | - | - | - | - | 10 |

GENERAL SUMMARY OF VITAL STATISTICS, BY PROVINCE, COUNTIES / CENSUS DIVISIONS / DISTRICTS AND URBAN PLACES, CANADA, 2000
 SOMMAIRE STATISTIQUE DE L'ETAT CIVIL, PAR PROVINCE, COMTES / DIVISIONS DE RECENSEMENT / DISTRICTS ET LES CENTRES URBAINS, CANADA, 2000

| COUNTIES / CENSUS DIVISIONS / DISTRICTS AND URBAN PLACES COMTES / DIVISIONS DE RECENSEMENT / DISTRICTS ET LES CENTRES URBAINS | LIVE BIRTHS - NAISSANCES VIVANTES | | | STILL BIRTHS - MORT- NES | DEATHS - DECES | | | INFANT DEATHS - DECES INFANTILES | | | MAR- RIAGES - MA- RIAGES | |
|--|---|---------------|--------------|--------------------------------------|----------------------|---------------|--------------|--|----------------------------|--------------|---|---------------|
| | TOTAL | MALE | FEMALE | | TOTAL | MALE | FEMALE | TOTAL | NEONATAL - NEONATALS | | POST- NEO- NATAL - POST NEO- NATALS | |
| | | MAS- CULIN | FE- MININ | | | MAS- CULIN | FE- MININ | | < 7 DAYS | 7-27 DAYS | < 7 JOURS | 7-27 JOURS |
| | | | | | | | | | | | | |
| PRINCE EDWARD ISLAND | | | | | | | | | | | | |
| PRINCE COUNTY | | | | | | | | | | | | |
| SHERBROOKE COM | 1 | - | 1 | - | 1 | - | 1 | - | - | - | - | |
| ST. LOUIS COM | 5 | 2 | 3 | - | 2 | 2 | - | - | - | - | 11 | |
| SUMMERSIDE C | 160 | 90 | 70 | - | 144 | 64 | 80 | 1 | 1 | - | 105 | |
| TIGNISH COM | 20 | 8 | 12 | - | 7 | 3 | 4 | - | - | - | 24 | |
| TYNE VALLEY COM | 3 | 2 | 1 | - | 5 | 3 | 2 | - | - | - | 3 | |
| WELLINGTON COM | 3 | 1 | 2 | - | 6 | 3 | 3 | - | - | - | 6 | |
| PRINCE EDWARD ISLAND COUNTY UNKNOWN | | | | | | | | | | | | |
| TOTAL | - | - | - | - | 1 | 1 | - | - | - | - | - | |
| AT SEA PRINCE EDWARD ISLAND | - | - | - | - | - | - | - | - | - | - | - | |
| PRINCE EDWARD ISLAND CD-CSD UNKNOWN | - | - | - | - | 1 | 1 | - | - | - | - | - | |
| QUEENS COUNTY | | | | | | | | | | | | |
| TOTAL | 786 | 405 | 381 | 1 | 647 | 331 | 316 | 3 | 1 | 1 | 520 | |
| * PRINCE EDWARD ISLAND CSD UNKNOWN | - | - | - | - | - | - | - | - | - | - | - | |
| BRACKLEY COM | - | - | - | - | 2 | 1 | 1 | - | - | - | - | |
| BREADALBANE COM | 1 | - | 1 | - | 2 | - | 2 | - | - | - | 3 | |
| CHARLOTTETOWN C | 357 | 197 | 160 | 1 | 424 | 203 | 221 | 1 | - | 1 | 287 | |
| CLYDE RIVER COM | 4 | 3 | 1 | - | 1 | 1 | - | - | - | - | - | |
| CORNWALL T | 99 | 43 | 56 | - | 23 | 15 | 8 | 1 | 1 | - | 25 | |
| CRAPAUD COM | 15 | 7 | 8 | - | 15 | 5 | 10 | - | - | - | - | |
| HUNTER RIVER COM | 13 | 10 | 3 | - | 6 | 2 | 4 | - | - | - | 2 | |
| LOT 20 LOT | 12 | 4 | 8 | - | 11 | 6 | 5 | - | - | - | 4 | |
| LOT 21 LOT | 9 | 4 | 5 | - | 4 | 3 | 1 | - | - | - | 15 | |
| LOT 22 LOT | 2 | 1 | 1 | - | 4 | 2 | 2 | - | - | - | 3 | |
| LOT 23 LOT | 5 | 1 | 4 | - | 5 | 4 | 1 | - | - | - | 3 | |
| LOT 24 LOT | 12 | 6 | 6 | - | 9 | 9 | - | - | - | - | 12 | |
| LOT 29 LOT | 2 | - | 2 | - | 5 | 3 | 2 | - | - | - | 6 | |
| LOT 30 LOT | 13 | 6 | 7 | - | 1 | - | 1 | - | - | - | 12 | |
| LOT 31 LOT | 14 | 7 | 7 | - | 5 | 3 | 2 | - | - | - | 6 | |
| LOT 33 LOT | 15 | 9 | 6 | - | 8 | 2 | 6 | - | - | - | 6 | |
| LOT 34 LOT | 18 | 9 | 9 | - | 10 | 6 | 4 | - | - | - | 19 | |
| LOT 35 LOT | 13 | 6 | 7 | - | 9 | 6 | 3 | - | - | - | 11 | |
| LOT 36 LOT | 4 | 4 | - | - | 3 | 3 | - | - | - | - | 10 | |
| LOT 37 LOT | 1 | 1 | - | - | 1 | - | 1 | - | - | - | - | |
| LOT 48 LOT | 11 | 8 | 3 | - | 6 | 3 | 3 | 1 | - | 1 | 4 | |
| LOT 49 LOT | 5 | 4 | 1 | - | 10 | 7 | 3 | - | - | - | 1 | |
| LOT 50 LOT | 10 | 7 | 3 | - | 9 | 6 | 3 | - | - | - | 17 | |
| LOT 57 LOT | 7 | 3 | 4 | - | 6 | 3 | 3 | - | - | - | 3 | |
| LOT 58 LOT | 8 | 5 | 3 | - | 3 | 2 | 1 | - | - | - | 6 | |
| LOT 60 LOT | - | - | - | - | 5 | 2 | 3 | - | - | - | - | |
| LOT 62 LOT | 11 | 5 | 6 | - | 3 | 3 | - | - | - | - | 4 | |
| LOT 65 LOT | 20 | 10 | 10 | - | 8 | 6 | 2 | - | - | - | 13 | |
| LOT 67 LOT | 9 | 5 | 4 | - | 5 | 5 | - | - | - | - | 3 | |
| MEADOWBANK COM | - | - | - | - | 1 | - | 1 | - | - | - | - | |
| MILTONVALE PARK COM | 1 | 1 | - | - | 4 | 2 | 2 | - | - | - | 2 | |
| MOUNT STEWART COM | 26 | 14 | 12 | - | 7 | 3 | 4 | - | - | - | 7 | |
| NORTH RUSTICO COM | 9 | 2 | 7 | - | 6 | 4 | 2 | - | - | - | 7 | |
| RESORT MUN. STAN.B.-HOPE R.-BAYV.-CAVEN | - | - | - | - | 1 | 1 | - | - | - | - | 6 | |
| ROCKY POINT 3 R | - | - | - | - | - | - | - | - | - | - | - | |
| SCOTCHFORT 4 R | - | - | - | - | 3 | 1 | 2 | - | - | - | - | |
| STRATFORD T | 52 | 20 | 32 | - | 11 | 5 | 6 | - | - | - | 16 | |
| UNION ROAD COM | - | - | - | - | 1 | 1 | - | - | - | - | - | |
| VICTORIA COM | 2 | 1 | 1 | - | 1 | - | 1 | - | - | - | 2 | |
| WARREN GROVE COM | 1 | - | 1 | - | 2 | 2 | - | - | - | - | - | |
| WINSLOE SOUTH COM | 5 | 2 | 3 | - | 7 | 1 | 6 | - | - | - | 5 | |

GENERAL SUMMARY OF VITAL STATISTICS, BY PROVINCE, COUNTIES / CENSUS DIVISIONS / DISTRICTS AND URBAN PLACES, CANADA, 2000
 SOMMAIRE STATISTIQUE DE L'ETAT CIVIL, PAR PROVINCE, COMTES / DIVISIONS DE RECENSEMENT / DISTRICTS ET LES CENTRES URBAINS, CANADA, 2000

| COUNTIES / CENSUS DIVISIONS / DISTRICTS AND URBAN PLACES COMTES / DIVISIONS DE RECENSEMENT / DISTRICTS ET LES CENTRES URBAINS | LIVE BIRTHS - NAISSANCES VIVANTES | | | STILL BIRTHS - MORT- NES | DEATHS - DECES | | | INFANT DEATHS - DECES INFANTILES | | | MAR- RIAGES - MA- RIAGES | |
|--|---|---------------|--------------|--------------------------------------|----------------------|-----------|------------------------|--|----------|---|--------------------------------------|-------|
| | TOTAL | MALE | FEMALE | | TOTAL | MALE | FEMALE | TOTAL | NEONATAL | | POST- NEO- NATAL | |
| | | MAS- CULIN | FE- MININ | | | NEONATALS | POST NEO- NATALS | | | | | |
| | | | < 7 DAYS | 7-27 DAYS | | | < 7 JOURS | 7-27 JOURS | | | | |
| | | | | | | | | | | | | |
| NOVA SCOTIA | | | | | | | | | | | | |
| PROVINCE TOTAL | 9,116 | 4,627 | 4,489 | 52 | 7,879 | 3,936 | 3,943 | 45 | 28 | 3 | 14 | 5,517 |
| ANNAPOLIS COUNTY | | | | | | | | | | | | |
| TOTAL | 184 | 95 | 89 | 3 | 241 | 125 | 116 | 1 | 1 | - | - | 123 |
| * NOVA SCOTIA CSD UNKNOWN | 1 | 1 | - | - | 3 | 2 | 1 | - | - | - | - | - |
| ANNAPOLIS ROYAL T | 8 | 4 | 4 | 2 | 12 | 5 | 7 | - | - | - | - | 22 |
| ANNAPOLIS, SUBD. A SCM | 46 | 22 | 24 | - | 66 | 32 | 34 | - | - | - | - | 27 |
| ANNAPOLIS, SUBD. B SCM | 23 | 14 | 9 | - | 37 | 19 | 18 | - | - | - | - | 18 |
| ANNAPOLIS, SUBD. C SCM | 43 | 23 | 20 | - | 43 | 28 | 15 | - | - | - | - | 18 |
| ANNAPOLIS, SUBD. D SCM | 23 | 9 | 14 | 1 | 10 | 7 | 3 | - | - | - | - | 10 |
| BEAR RIVER (PART) 6 R | - | - | - | - | - | - | - | - | - | - | - | - |
| BEAR RIVER 6B R | - | - | - | - | - | - | - | - | - | - | - | - |
| BRIDGETOWN T | 22 | 13 | 9 | - | 42 | 16 | 26 | - | - | - | - | 8 |
| MIDDLETON T | 18 | 9 | 9 | - | 28 | 16 | 12 | 1 | 1 | - | - | 20 |
| ANTIGONISH COUNTY | | | | | | | | | | | | |
| TOTAL | 220 | 116 | 104 | 1 | 170 | 80 | 90 | 1 | - | - | 1 | 139 |
| * NOVA SCOTIA CSD UNKNOWN | 2 | - | 2 | - | 4 | 2 | 2 | - | - | - | - | - |
| ANTIGONISH T | 81 | 43 | 38 | 1 | 94 | 37 | 57 | - | - | - | - | 72 |
| ANTIGONISH, SUBD. A SCM | 68 | 37 | 31 | - | 27 | 15 | 12 | - | - | - | - | 27 |
| ANTIGONISH, SUBD. B SCM | 69 | 36 | 33 | - | 45 | 26 | 19 | 1 | - | - | 1 | 40 |
| POMQUET AND AFTON 23 R | - | - | - | - | - | - | - | - | - | - | - | - |
| SUMMERSIDE 38 R | - | - | - | - | - | - | - | - | - | - | - | - |
| CAPE BRETON COUNTY | | | | | | | | | | | | |
| TOTAL | 949 | 472 | 477 | 13 | 1,223 | 611 | 612 | 6 | 3 | - | 3 | 630 |
| * NOVA SCOTIA CSD UNKNOWN | 4 | 1 | 3 | - | 4 | 3 | 1 | - | - | - | - | - |
| CAPE BRETON, SUBD. A SCM | 140 | 76 | 64 | - | 92 | 61 | 31 | - | - | - | - | 63 |
| CAPE BRETON, SUBD. B SCM | 119 | 62 | 57 | 2 | 150 | 89 | 61 | 2 | - | - | 2 | 91 |
| CAPE BRETON, SUBD. C SCM | 4 | 3 | 1 | - | 11 | 7 | 4 | - | - | - | - | 4 |
| DOMINION T | 17 | 8 | 9 | - | 22 | 12 | 10 | 1 | - | - | 1 | 20 |
| ESKASONI 3 R | - | - | - | 1 | - | - | - | - | - | - | - | - |
| GLACE BAY T | 134 | 72 | 62 | 3 | 237 | 110 | 127 | 1 | 1 | - | - | 92 |
| LOUISBOURG T | 13 | 7 | 6 | - | 14 | 9 | 5 | - | - | - | - | 11 |
| MEMBERTOU 28B (SYDNEY) R | - | - | - | - | 1 | - | 1 | - | - | - | - | - |
| NEW WATERFORD T | 50 | 24 | 26 | - | 89 | 41 | 48 | - | - | - | - | 40 |
| NORTH SYDNEY T | 74 | 32 | 42 | 2 | 99 | 48 | 51 | 1 | 1 | - | - | 56 |
| SYDNEY C | 313 | 151 | 162 | 5 | 404 | 176 | 228 | 1 | 1 | - | - | 199 |
| SYDNEY MINES T | 81 | 36 | 45 | - | 100 | 55 | 45 | - | - | - | - | 54 |
| COLCHESTER COUNTY | | | | | | | | | | | | |
| TOTAL | 506 | 264 | 242 | 1 | 472 | 239 | 233 | 1 | - | - | 1 | 300 |
| * NOVA SCOTIA CSD UNKNOWN | 1 | - | 1 | - | 6 | 5 | 1 | - | - | - | - | - |
| COLCHESTER, SUBD. A SCM | 28 | 17 | 11 | - | 33 | 19 | 14 | - | - | - | - | 26 |
| COLCHESTER, SUBD. B SCM | 130 | 62 | 68 | - | 120 | 51 | 69 | 1 | - | - | 1 | 87 |
| COLCHESTER, SUBD. C SCM | 67 | 31 | 36 | - | 69 | 40 | 29 | - | - | - | - | 39 |
| MILLBROOK 27 R | - | - | - | - | - | - | - | - | - | - | - | - |
| STEWIACKE T | 23 | 13 | 10 | - | 24 | 17 | 7 | - | - | - | - | 6 |
| TRURO T | 257 | 141 | 116 | 1 | 220 | 107 | 113 | - | - | - | - | 142 |
| CUMBERLAND COUNTY | | | | | | | | | | | | |
| TOTAL | 292 | 141 | 151 | 1 | 367 | 189 | 178 | - | - | - | - | 213 |
| * NOVA SCOTIA CSD UNKNOWN | 1 | 1 | - | - | 3 | 3 | - | - | - | - | - | - |
| AMHERST T | 120 | 60 | 60 | 1 | 121 | 54 | 67 | - | - | - | - | 88 |
| CUMBERLAND, SUBD. A SCM | 19 | 5 | 14 | - | 34 | 15 | 19 | - | - | - | - | 14 |
| CUMBERLAND, SUBD. B SCM | 21 | 9 | 12 | - | 26 | 15 | 11 | - | - | - | - | 8 |
| CUMBERLAND, SUBD. C SCM | 17 | 10 | 7 | - | 34 | 20 | 14 | - | - | - | - | 24 |
| CUMBERLAND, SUBD. D SCM | 35 | 15 | 20 | - | 62 | 34 | 28 | - | - | - | - | 35 |
| OXFORD T | 17 | 8 | 9 | - | 21 | 10 | 11 | - | - | - | - | 18 |
| PARRSBORO T | 21 | 10 | 11 | - | 20 | 8 | 12 | - | - | - | - | 9 |
| SPRINGHILL T | 41 | 23 | 18 | - | 46 | 30 | 16 | - | - | - | - | 17 |
| DIGBY COUNTY | | | | | | | | | | | | |
| TOTAL | 191 | 91 | 100 | 2 | 241 | 113 | 128 | - | - | - | - | 137 |
| * NOVA SCOTIA CSD UNKNOWN | 1 | - | 1 | - | - | - | - | - | - | - | - | - |
| BEAR RIVER (PART) 6 R | - | - | - | - | - | - | - | - | - | - | - | - |
| CLARE MD | 77 | 34 | 43 | - | 93 | 45 | 48 | - | - | - | - | 51 |
| DIGBY MD | 86 | 41 | 45 | 2 | 82 | 38 | 44 | - | - | - | - | 49 |
| DIGBY T | 27 | 16 | 11 | - | 66 | 30 | 36 | - | - | - | - | 37 |
| GUYSBOROUGH COUNTY | | | | | | | | | | | | |
| TOTAL | 76 | 32 | 44 | - | 117 | 62 | 55 | - | - | - | - | 63 |
| * NOVA SCOTIA CSD UNKNOWN | - | - | - | - | - | - | - | - | - | - | - | - |
| CANSO T | 4 | 2 | 2 | - | 11 | 5 | 6 | - | - | - | - | 7 |
| GUYSBOROUGH MD | 30 | 13 | 17 | - | 62 | 33 | 29 | - | - | - | - | 30 |

GENERAL SUMMARY OF VITAL STATISTICS, BY PROVINCE, COUNTIES / CENSUS DIVISIONS / DISTRICTS AND URBAN PLACES, CANADA, 2000
 SOMMAIRE STATISTIQUE DE L'ETAT CIVIL, PAR PROVINCE, COMTES / DIVISIONS DE RECENSEMENT / DISTRICTS ET LES CENTRES URBAINS, CANADA, 2000

| COUNTIES / CENSUS DIVISIONS / DISTRICTS AND URBAN PLACES COMTES / DIVISIONS DE RECENSEMENT / DISTRICTS ET LES CENTRES URBAINS | LIVE BIRTHS - NAISSANCES VIVANTES | | | STILL BIRTHS - MORT- NES | DEATHS - DECES | | | INFANT DEATHS - DECES INFANTILES | | | MAR- RIAGES - MA- RIAGES | |
|--|---|---------------|--------------|-----------------------------------|----------------------|--------------|-------|--|------------------------------------|---|--------------------------------------|-------|
| | TOTAL | MALE | FEMALE | TOTAL | MALE | FEMALE | TOTAL | NEONATAL - NEONATALS | | POST- NEO- NATAL - POST NEO- NATALS | 4 | |
| | | MAS- CULIN | FE- MININ | | MAS- CULIN | FE- MININ | | < 7 DAYS - < 7 JOURS | 7-27 DAYS - 7-27 JOURS | | | |
| | | | | | | | | | | | | |
| NEW BRUNSWICK | | | | | | | | | | | | |
| PROVINCE TOTAL | 7,347 | 3,721 | 3,626 | 37 | 6,088 | 3,154 | 2,934 | 26 | 18 | 4 | 4 | 4,447 |
| ALBERT COUNTY | | | | | | | | | | | | |
| TOTAL | 275 | 152 | 123 | 1 | 157 | 84 | 73 | 2 | - | 2 | - | 118 |
| * NEW BRUNSWICK CSD UNKNOWN | - | - | - | - | - | - | - | - | - | - | - | - |
| ALMA PAR | - | - | - | - | - | - | - | - | - | - | - | 2 |
| ALMA VL | 6 | 4 | 2 | - | 5 | 4 | 1 | - | - | - | - | 5 |
| COVERDALE PAR | 48 | 24 | 24 | - | 16 | 9 | 7 | - | - | - | - | 10 |
| ELGIN PAR | 7 | 5 | 2 | - | 6 | 4 | 2 | - | - | - | - | 5 |
| HARVEY PAR | 2 | 1 | 1 | - | 6 | 3 | 3 | - | - | - | - | 3 |
| HILLSBOROUGH PAR | 10 | 7 | 3 | - | 5 | 3 | 2 | - | - | - | - | 2 |
| HILLSBOROUGH VL | 19 | 10 | 9 | 1 | 11 | 7 | 4 | 1 | - | 1 | - | 22 |
| HOPEWELL PAR | 9 | 5 | 4 | - | 2 | - | 2 | - | - | - | - | 6 |
| RIVERSIDE-ALBERT VL | 1 | 1 | - | - | 20 | 10 | 10 | - | - | - | - | 3 |
| RIVERVIEW T | 173 | 95 | 78 | - | 86 | 44 | 42 | 1 | - | 1 | - | 60 |
| CARLETON COUNTY | | | | | | | | | | | | |
| TOTAL | 345 | 168 | 177 | 3 | 253 | 140 | 113 | 1 | 1 | - | - | 197 |
| * NEW BRUNSWICK CSD UNKNOWN | - | - | - | - | - | - | - | - | - | - | - | - |
| ABERDEEN PAR | 10 | 7 | 3 | - | 7 | 5 | 2 | - | - | - | - | 1 |
| BATH VL | 10 | 5 | 5 | - | 16 | 9 | 7 | - | - | - | - | 5 |
| BRIGHTON PAR | 21 | 12 | 9 | - | 7 | 7 | - | - | - | - | - | 10 |
| BRISTOL VL | 7 | 3 | 4 | - | 11 | 7 | 4 | - | - | - | - | 10 |
| CENTREVILLE VL | 10 | 3 | 7 | - | 4 | 2 | 2 | - | - | - | - | 4 |
| FLORENCEVILLE VL | 8 | 4 | 4 | - | 9 | 4 | 5 | - | - | - | - | 14 |
| HARTLAND T | 12 | 6 | 6 | - | 14 | 7 | 7 | - | - | - | - | 6 |
| KENT PAR | 33 | 18 | 15 | - | 23 | 15 | 8 | - | - | - | - | 9 |
| NORTHAMPTON PAR | 21 | 12 | 9 | - | 9 | 6 | 3 | - | - | - | - | 8 |
| PEEL PAR | 26 | 12 | 14 | - | 6 | 4 | 2 | - | - | - | - | 4 |
| RICHMOND PAR | 17 | 11 | 6 | - | 9 | - | 9 | - | - | - | - | 5 |
| SIMONDS PAR | 9 | 4 | 5 | - | 3 | 2 | 1 | - | - | - | - | - |
| WAKEFIELD PAR | 26 | 12 | 14 | - | 27 | 13 | 14 | - | - | - | - | 18 |
| WICKLOW PAR | 28 | 13 | 15 | 1 | 10 | 5 | 5 | - | - | - | - | 12 |
| WILMOT PAR | 13 | 7 | 6 | - | 7 | 2 | 5 | - | - | - | - | 4 |
| WOODSTOCK PAR | 22 | 9 | 13 | - | 13 | 7 | 6 | - | - | - | - | 3 |
| WOODSTOCK T | 68 | 28 | 40 | 2 | 77 | 44 | 33 | 1 | 1 | - | - | 84 |
| WOODSTOCK 23 R | 4 | 2 | 2 | - | 1 | 1 | - | - | - | - | - | - |
| CHARLOTTE COUNTY | | | | | | | | | | | | |
| TOTAL | 254 | 125 | 129 | 4 | 283 | 157 | 126 | - | - | - | - | 200 |
| * NEW BRUNSWICK CSD UNKNOWN | - | - | - | - | - | - | - | - | - | - | - | - |
| BLACKS HARBOUR VL | 10 | 5 | 5 | - | 13 | 8 | 5 | - | - | - | - | 14 |
| CAMPOBELLO PAR | 5 | 3 | 2 | - | 10 | 6 | 4 | - | - | - | - | 2 |
| CLARENDON PAR | 1 | - | 1 | - | 1 | 1 | - | - | - | - | - | - |
| DUFFERIN PAR | 2 | 1 | 1 | - | 5 | 2 | 3 | - | - | - | - | 2 |
| DUMBARTON PAR | 6 | 4 | 2 | - | 4 | 1 | 3 | - | - | - | - | 1 |
| GRAND MANAN PAR | 1 | 1 | - | - | 1 | - | 1 | - | - | - | - | - |
| GRAND MANAN VL | 35 | 15 | 20 | - | 22 | 13 | 9 | - | - | - | - | 19 |
| LEPREAU PAR | 12 | 7 | 5 | - | 8 | 6 | 2 | - | - | - | - | 2 |
| PENNFIELD PAR | 16 | 7 | 9 | - | 25 | 13 | 12 | - | - | - | - | 8 |
| SAINTE ANDREWS PAR | 4 | 2 | 2 | - | 3 | 3 | - | - | - | - | - | 1 |
| SAINTE ANDREWS T | 8 | 4 | 4 | - | 31 | 11 | 20 | - | - | - | - | 36 |
| SAINTE CROIX PAR | 1 | - | 1 | 2 | 4 | 4 | - | - | - | - | - | 2 |
| SAINTE DAVID PAR | 16 | 6 | 10 | - | 13 | 8 | 5 | - | - | - | - | 3 |
| SAINTE GEORGE PAR | 27 | 14 | 13 | 1 | 25 | 17 | 8 | - | - | - | - | 5 |
| SAINTE JAMES PAR | 11 | 5 | 6 | - | 9 | 6 | 3 | - | - | - | - | 1 |
| SAINTE PATRICK PAR | 2 | 1 | 1 | - | 5 | 3 | 2 | - | - | - | - | 2 |
| SAINTE STEPHEN PAR | 13 | 5 | 8 | - | 13 | 9 | 4 | - | - | - | - | 8 |
| ST. GEORGE T | 28 | 14 | 14 | - | 11 | 6 | 5 | - | - | - | - | 22 |
| ST. STEPHEN T | 49 | 28 | 21 | 1 | 75 | 38 | 37 | - | - | - | - | 67 |
| WEST ISLES PAR | 7 | 3 | 4 | - | 5 | 2 | 3 | - | - | - | - | 5 |
| GLOUCESTER COUNTY | | | | | | | | | | | | |
| TOTAL | 758 | 401 | 357 | 2 | 645 | 350 | 295 | 3 | 2 | - | 1 | 394 |
| ALLARDVILLE PAR | 28 | 13 | 15 | - | 16 | 10 | 6 | - | - | - | - | 7 |
| BAS-CARAQUET VL | 15 | 8 | 7 | - | 5 | 4 | 1 | - | - | - | - | 7 |
| BATHURST C | 139 | 65 | 74 | - | 168 | 87 | 81 | - | - | - | - | 130 |
| BATHURST PAR | 30 | 14 | 16 | - | 15 | 7 | 8 | - | - | - | - | 1 |
| BERESFORD PAR | 52 | 29 | 23 | - | 30 | 17 | 13 | - | - | - | - | 16 |
| BERESFORD T | 54 | 30 | 24 | - | 16 | 14 | 2 | - | - | - | - | 21 |
| BERTRAND VL | 7 | 3 | 4 | - | 8 | 5 | 3 | - | - | - | - | 7 |
| CARAQUET PAR | 13 | 7 | 6 | - | 15 | 10 | 5 | - | - | - | - | 5 |
| CARAQUET T | 33 | 17 | 16 | - | 50 | 22 | 28 | 2 | 1 | - | 1 | 20 |
| GRANDE-ANSE VL | 5 | 4 | 1 | - | 5 | 2 | 3 | - | - | - | - | 6 |
| INKERMAN PAR | 24 | 13 | 11 | - | 35 | 20 | 15 | - | - | - | - | 13 |

GENERAL SUMMARY OF VITAL STATISTICS, BY PROVINCE, COUNTIES / CENSUS DIVISIONS / DISTRICTS AND URBAN PLACES, CANADA, 2000
 SOMMAIRE STATISTIQUE DE L'ETAT CIVIL, PAR PROVINCE, COMTES / DIVISIONS DE RECENSEMENT / DISTRICTS ET LES CENTRES URBAINS, CANADA, 2000

| COUNTIES / CENSUS DIVISIONS / DISTRICTS AND URBAN PLACES COMTES / DIVISIONS DE RECENSEMENT / DISTRICTS ET LES CENTRES URBAINS | LIVE BIRTHS - NAISSANCES VIVANTES | | | STILL BIRTHS - MORT- NES | DEATHS - DECES | | | INFANT DEATHS - DECES INFANTILES | | | MAR- RIAGES - MA- RIAGES |
|--|---|---------------|--------------|--------------------------------------|----------------------|--------------|-------|--|-------------------|-----------------------------|--------------------------------------|
| | TOTAL | MALE | FEMALE | TOTAL | MALE | FEMALE | TOTAL | NEONATAL - NEONATALS | | POST- NEO- NATAL - | POST NEO- NATALS |
| | | MAS- CULIN | FE- MININ | | MAS- CULIN | FE- MININ | | < 7 DAYS - | 7-27 DAYS - | | |
| | | | | | | | | < 7 JOURS | 7-27 JOURS | | |
| NEW BRUNSWICK | | | | | | | | | | | |
| GLOUCESTER COUNTY | | | | | | | | | | | |
| LAMEQUE T | 16 | 7 | 9 | - | 22 | 7 | 15 | - | - | - | 12 |
| LE GOULET VL | 9 | 5 | 4 | 1 | 3 | 2 | 1 | - | - | - | 3 |
| MAISONNETTE VL | 6 | 3 | 3 | - | 2 | 1 | 1 | - | - | - | 1 |
| NEW BANDON PAR | 15 | 10 | 5 | - | 19 | 11 | 8 | - | - | - | 5 |
| NIGADOO VL | 11 | 4 | 7 | - | 7 | 2 | 5 | - | - | - | - |
| PABINEAU 11 R | 2 | 1 | 1 | - | 2 | 1 | 1 | - | - | - | 1 |
| PAQUETVILLE PAR | 18 | 8 | 10 | - | 15 | 10 | 5 | - | - | - | 7 |
| PAQUETVILLE VL | 7 | 5 | 2 | - | 14 | 8 | 6 | - | - | - | 10 |
| PETIT ROCHER VL | 31 | 19 | 12 | - | 17 | 10 | 7 | - | - | - | 27 |
| POINTE-VERTE VL | 6 | 4 | 2 | - | 6 | 3 | 3 | - | - | - | 10 |
| SAINT-ISIDORE PAR | 28 | 15 | 13 | - | 17 | 9 | 8 | - | - | - | 6 |
| SAINT-ISIDORE VL | 3 | 2 | 1 | - | 8 | 5 | 3 | - | - | - | 7 |
| SAINT-LEOLIN VL | 4 | 2 | 2 | - | 3 | 3 | - | - | - | - | 2 |
| SAINTE-MARIE - SAINT-RAPHAEL VL | 7 | 7 | - | - | 7 | 3 | 4 | - | - | - | 3 |
| SAUMAREZ PAR | 74 | 43 | 31 | 1 | 29 | 16 | 13 | - | - | - | 5 |
| SHIPPAGAN PAR | 36 | 21 | 15 | - | 28 | 13 | 15 | - | - | - | 7 |
| SHIPPAGAN T | 26 | 15 | 11 | - | 34 | 21 | 13 | - | - | - | 11 |
| TRACADIE-SHEILA T | 59 | 27 | 32 | - | 49 | 27 | 22 | 1 | 1 | - | 44 |
| KENT COUNTY | | | | | | | | | | | |
| TOTAL | 257 | 132 | 125 | - | 293 | 179 | 114 | 2 | 2 | - | 197 |
| * NEW BRUNSWICK CSD UNKNOWN | - | - | - | - | - | - | - | - | - | - | - |
| ACADIEVILLE PAR | 8 | 3 | 5 | - | 6 | 4 | 2 | - | - | - | 2 |
| BOUCTOUCHE T | 37 | 22 | 15 | - | 46 | 21 | 25 | - | - | - | 26 |
| BUCTOUCHE 16 R | 1 | 1 | - | - | - | - | - | - | - | - | - |
| CARLETON PAR | 5 | 4 | 1 | - | 5 | 4 | 1 | - | - | - | 4 |
| DUNDAS PAR | 42 | 24 | 18 | - | 43 | 24 | 19 | - | - | - | 62 |
| HARCOURT PAR | 10 | 4 | 6 | - | 10 | 10 | - | - | - | - | 4 |
| HUSKISSON PAR | - | - | - | - | - | - | - | - | - | - | - |
| INDIAN ISLAND 28 R | 1 | - | 1 | - | 1 | 1 | - | - | - | - | - |
| REXTON VL | 6 | 4 | 2 | - | 22 | 14 | 8 | - | - | - | 10 |
| RICHIBUCTO PAR | 10 | 6 | 4 | - | 11 | 6 | 5 | - | - | - | 13 |
| RICHIBUCTO T | 7 | 3 | 4 | - | 9 | 7 | 2 | - | - | - | 13 |
| RICHIBUCTO 15 R | - | - | - | - | - | - | - | - | - | - | - |
| SAINTE-MARY PAR | 15 | 8 | 7 | - | 9 | 7 | 2 | - | - | - | 8 |
| SAINTE-ANTOINE VL | 11 | 3 | 8 | - | 15 | 9 | 6 | - | - | - | 8 |
| SAINTE-CHARLES PAR | 15 | 6 | 9 | - | 9 | 5 | 4 | - | - | - | 10 |
| SAINTE-LOUIS PAR | 4 | 2 | 2 | - | 5 | 4 | 1 | - | - | - | 3 |
| SAINTE-LOUIS DE KENT VL | 22 | 12 | 10 | - | 41 | 18 | 23 | - | - | - | 7 |
| SAINTE-PAUL PAR | 4 | 1 | 3 | - | 11 | 7 | 4 | - | - | - | 2 |
| WELDFORD PAR | 42 | 24 | 18 | - | 31 | 24 | 7 | 2 | 2 | - | 17 |
| WELLINGTON PAR | 17 | 5 | 12 | - | 19 | 14 | 5 | - | - | - | 8 |
| KINGS COUNTY | | | | | | | | | | | |
| TOTAL | 707 | 372 | 335 | 3 | 393 | 214 | 179 | 1 | - | 1 | 372 |
| * NEW BRUNSWICK CSD UNKNOWN | - | - | - | - | - | - | - | - | - | - | - |
| CARDWELL PAR | 24 | 15 | 9 | - | 14 | 6 | 8 | - | - | - | 3 |
| GRAND BAY-WESTFIELD T | 42 | 21 | 21 | - | 29 | 12 | 17 | - | - | - | 24 |
| GREENWICH PAR | 10 | 5 | 5 | - | 8 | 3 | 5 | - | - | - | 10 |
| HAMMOND PAR | 3 | - | 3 | - | 9 | 8 | 1 | - | - | - | 1 |
| HAMPTON PAR | 14 | 6 | 8 | - | 6 | 5 | 1 | - | - | - | 3 |
| HAMPTON T | 55 | 24 | 31 | - | 42 | 18 | 24 | - | - | - | 30 |
| HAVELOCK PAR | 20 | 10 | 10 | - | 13 | 10 | 3 | - | - | - | 6 |
| KARS PAR | 2 | 2 | - | - | 2 | 1 | 1 | - | - | - | - |
| KINGSTON PAR | 41 | 22 | 19 | - | 17 | 12 | 5 | - | - | - | 16 |
| NORTON PAR | 13 | 8 | 5 | - | 1 | - | 1 | - | - | - | 1 |
| NORTON VL | 15 | 10 | 5 | - | 17 | 9 | 8 | 1 | - | 1 | 11 |
| QUISPAMIS T | 142 | 78 | 64 | - | 31 | 18 | 13 | - | - | - | 44 |
| ROTHESAY PAR | 8 | - | 8 | - | 4 | 4 | - | - | - | - | - |
| ROTHESAY T | 133 | 69 | 64 | 1 | 52 | 29 | 23 | - | - | - | 85 |
| SPRINGFIELD PAR | 20 | 13 | 7 | - | 17 | 9 | 8 | - | - | - | 10 |
| STUDHOLM PAR | 39 | 20 | 19 | - | 19 | 11 | 8 | - | - | - | 16 |
| SUSSEX PAR | 12 | 7 | 5 | - | 12 | 8 | 4 | - | - | - | 8 |
| SUSSEX T | 55 | 30 | 25 | 1 | 64 | 29 | 35 | - | - | - | 72 |
| SUSSEX CORNER VL | 11 | 4 | 7 | 1 | 10 | 8 | 2 | - | - | - | 6 |
| UPHAM PAR | 15 | 9 | 6 | - | 10 | 5 | 5 | - | - | - | 11 |
| WATERFORD PAR | 8 | 7 | 1 | - | 3 | 1 | 2 | - | - | - | 8 |
| WESTFIELD PAR | 25 | 12 | 13 | - | 13 | 8 | 5 | - | - | - | 7 |
| MADAWASKA COUNTY | | | | | | | | | | | |
| TOTAL | 289 | 133 | 156 | 2 | 312 | 154 | 158 | - | - | - | 165 |
| * NEW BRUNSWICK CSD UNKNOWN | - | - | - | - | - | - | - | - | - | - | - |
| BAKER BROOK PAR | 1 | - | 1 | - | - | - | - | - | - | - | - |
| BAKER BROOK VL | 6 | 4 | 2 | 1 | 17 | 8 | 9 | - | - | - | 1 |

GENERAL SUMMARY OF VITAL STATISTICS, BY PROVINCE, COUNTIES / CENSUS DIVISIONS / DISTRICTS AND URBAN PLACES, CANADA, 2000
 SOMMAIRE STATISTIQUE DE L'ETAT CIVIL, PAR PROVINCE, COMTES / DIVISIONS DE RECENSEMENT / DISTRICTS ET LES CENTRES URBAINS, CANADA, 2000

| COUNTIES / CENSUS DIVISIONS / DISTRICTS AND URBAN PLACES COMTES / DIVISIONS DE RECENSEMENT / DISTRICTS ET LES CENTRES URBAINS | LIVE BIRTHS - MAISSANCES VIVANTES | | | STILL BIRTHS - MORT- NES | DEATHS - DECES | | | INFANT DEATHS - DECES INFANTILES | | | MAR- RIAGES - MA- RIAGES |
|--|---|---------------|--------------|--------------------------------------|----------------------|--------------|-------|--|---------------|---|--------------------------------------|
| | TOTAL | MALE | FEMALE | TOTAL | MALE | FEMALE | TOTAL | NEONATAL - NEONATALS | | POST- NEO- NATAL - POST NEO- NATALS | |
| | | MAS- CULIN | FE- MININ | | MAS- CULIN | FE- MININ | | < 7 DAYS | 7-27 DAYS | | |
| | | | | | | | | < 7 JOURS | 7-27 JOURS | | |
| NEW BRUNSWICK | | | | | | | | | | | |
| MADAWASKA COUNTY | | | | | | | | | | | |
| CLAIR PAR | 1 | 1 | - | - | - | - | - | - | - | - | - |
| CLAIR VL | 8 | 4 | 4 | - | 6 | 2 | 4 | - | - | - | 2 |
| EDMUNDSTON C | 159 | 77 | 82 | - | 197 | 92 | 105 | - | - | - | 104 |
| LAC BAKER VL | 4 | 1 | 3 | 1 | 2 | - | 2 | - | - | - | 6 |
| LAC-BAKER PAR | - | - | - | - | - | - | - | - | - | - | - |
| MADAWASKA PAR | - | - | - | - | - | - | - | - | - | - | - |
| NOTRE-DAME-DE-LOURDES PAR | 1 | - | 1 | - | 1 | 1 | - | - | - | - | 2 |
| RIVIERE-VERTE PAR | - | - | - | - | - | - | - | - | - | - | - |
| RIVIERE-VERTE VL | 15 | 4 | 11 | - | 10 | 6 | 4 | - | - | - | 4 |
| SAINT-ANDRE PAR | 1 | 1 | - | - | 2 | 1 | 1 | - | - | - | 2 |
| SAINT-BASILE PAR | 2 | 1 | 1 | - | 1 | - | 1 | - | - | - | - |
| SAINT-FRANCOIS DE MADAWASKA VL | 12 | 3 | 9 | - | 6 | 4 | 2 | - | - | - | 5 |
| SAINT-FRANCOIS PAR | 3 | 2 | 1 | - | 5 | 2 | 3 | - | - | - | - |
| SAINT-HILAIRE PAR | 1 | 1 | - | - | - | - | - | - | - | - | 2 |
| SAINT-JACQUES PAR | 8 | 3 | 5 | - | 3 | 1 | 2 | - | - | - | - |
| SAINT-JOSEPH PAR | 15 | 10 | 5 | - | 9 | 5 | 4 | - | - | - | 6 |
| SAINT-LEONARD PAR | 6 | 2 | 4 | - | 4 | 2 | 2 | - | - | - | 2 |
| SAINTE-ANNE PAR | 3 | - | 3 | - | 2 | 1 | 1 | - | - | - | - |
| SAINTE-ANNE-DE-MADAWASKA VL | 7 | 2 | 5 | - | 15 | 9 | 6 | - | - | - | 13 |
| ST. ANDRE VL | 15 | 8 | 7 | - | 14 | 9 | 5 | - | - | - | 7 |
| ST. BASILE 10 R | - | - | - | - | - | - | - | - | - | - | - |
| ST. HILAIRE VL | 7 | 4 | 3 | - | 3 | 2 | 1 | - | - | - | 1 |
| ST. LEONARD T | 14 | 5 | 9 | - | 15 | 9 | 6 | - | - | - | 8 |
| NEW BRUNSWICK COUNTY UNKNOWN | | | | | | | | | | | |
| TOTAL | - | - | - | - | 2 | 1 | 1 | - | - | - | - |
| AT SEA NEW BRUNSWICK | - | - | - | - | - | - | - | - | - | - | - |
| NEW BRUNSWICK CD-CSD UNKNOWN | - | - | - | - | 2 | 1 | 1 | - | - | - | - |
| NORTHUMBERLAND COUNTY | | | | | | | | | | | |
| TOTAL | 504 | 252 | 252 | 2 | 403 | 218 | 185 | 3 | 3 | - | 322 |
| * NEW BRUNSWICK CSD UNKNOWN | - | - | - | - | - | - | - | - | - | - | - |
| ALNWICK PAR | 67 | 33 | 34 | - | 39 | 25 | 14 | - | - | - | 34 |
| BIG HOLE TRACT 8 R | - | - | - | - | - | - | - | - | - | - | - |
| BLACKVILLE PAR | 29 | 16 | 13 | 1 | 14 | 6 | 8 | - | - | - | 15 |
| BLACKVILLE VL | 24 | 12 | 12 | - | 9 | 5 | 4 | - | - | - | 18 |
| BLISSFIELD PAR | 2 | 2 | - | - | 5 | 2 | 3 | - | - | - | - |
| BURNT CHURCH 14 R | 7 | 4 | 3 | - | 4 | 3 | 1 | - | - | - | - |
| CHATHAM PAR | 1 | 1 | - | - | 2 | 1 | 1 | - | - | - | 1 |
| DERBY PAR | 11 | 4 | 7 | - | 11 | 9 | 2 | - | - | - | 4 |
| DOAKTOWN VL | 11 | 9 | 2 | - | 7 | 2 | 5 | - | - | - | 9 |
| EEL GROUND 2 R | 11 | 5 | 6 | - | 3 | 2 | 1 | - | - | - | 3 |
| GLENELG PAR | 13 | 4 | 9 | - | 11 | 6 | 5 | - | - | - | 3 |
| HARDWICKE PAR | 18 | 10 | 8 | - | 15 | 9 | 6 | 1 | 1 | - | 9 |
| LUDLOW PAR | 15 | 9 | 6 | 1 | 23 | 11 | 12 | - | - | - | 15 |
| MIRAMICHI C | 185 | 92 | 93 | - | 186 | 95 | 91 | 2 | 2 | - | 154 |
| MEGUAC VL | 18 | 10 | 8 | - | 7 | 6 | 1 | - | - | - | 16 |
| NELSON PAR | 11 | 7 | 4 | - | 5 | 4 | 1 | - | - | - | 3 |
| NEWCASTLE PAR | 3 | 2 | 1 | - | 5 | 2 | 3 | - | - | - | 1 |
| NORTHESK PAR | 26 | 13 | 13 | - | 15 | 8 | 7 | - | - | - | 7 |
| RED BANK 4 R | 1 | 1 | - | - | - | - | - | - | - | - | 1 |
| RED BANK 7 R | - | - | - | - | - | - | - | - | - | - | - |
| ROGERSVILLE PAR | 6 | 2 | 4 | - | 2 | 1 | 1 | - | - | - | 3 |
| ROGERSVILLE VL | 15 | 7 | 8 | - | 24 | 12 | 12 | - | - | - | 15 |
| SOUTHESK PAR | 30 | 9 | 21 | - | 16 | 9 | 7 | - | - | - | 11 |
| TABUSINTAC 9 R | - | - | - | - | - | - | - | - | - | - | - |
| QUEENS COUNTY | | | | | | | | | | | |
| TOTAL | 98 | 48 | 50 | 1 | 161 | 80 | 81 | - | - | - | 60 |
| * NEW BRUNSWICK CSD UNKNOWN | - | - | - | - | - | - | - | - | - | - | - |
| BRUNSWICK PAR | 1 | 1 | - | - | 3 | 1 | 2 | - | - | - | - |
| CAMBRIDGE PAR | 5 | 4 | 1 | - | 9 | 6 | 3 | - | - | - | - |
| CAMBRIDGE-NARROWS VL | 5 | 5 | - | - | 1 | - | 1 | - | - | - | 5 |
| CANNING PAR | 4 | 2 | 2 | - | 4 | 2 | 2 | - | - | - | 6 |
| CHIPMAN PAR | 8 | 3 | 5 | - | 5 | 4 | 1 | - | - | - | 3 |
| CHIPMAN VL | 10 | 7 | 3 | - | 22 | 13 | 9 | - | - | - | 10 |
| GAGETOWN PAR | 1 | - | 1 | - | 1 | 1 | - | - | - | - | - |
| GAGETOWN VL | 6 | 1 | 5 | - | 21 | 9 | 12 | - | - | - | 3 |
| HAMPSTEAD PAR | 4 | 1 | 3 | - | 5 | 2 | 3 | - | - | - | - |
| JOHNSTON PAR | 9 | 5 | 4 | - | 26 | 11 | 15 | - | - | - | 5 |
| MINTO VL | 24 | 12 | 12 | 1 | 43 | 23 | 20 | - | - | - | 18 |
| PETERSVILLE PAR | 8 | 3 | 5 | - | 4 | 2 | 2 | - | - | - | 3 |
| WATERBOROUGH PAR | 9 | 3 | 6 | - | 6 | 2 | 4 | - | - | - | 5 |
| WICKHAM PAR | 4 | 1 | 3 | - | 11 | 4 | 7 | - | - | - | 2 |

GENERAL SUMMARY OF VITAL STATISTICS, BY PROVINCE, COUNTIES / CENSUS DIVISIONS / DISTRICTS AND URBAN PLACES, CANADA, 2000
 SOMMAIRE STATISTIQUE DE L'ETAT CIVIL, PAR PROVINCE, COMTES / DIVISIONS DE RECENSEMENT / DISTRICTS ET LES CENTRES URBAINS, CANADA, 2000

| COUNTIES / CENSUS DIVISIONS / DISTRICTS AND URBAN PLACES COMTES / DIVISIONS DE RECENSEMENT / DISTRICTS ET LES CENTRES URBAINS | LIVE BIRTHS - NAISSANCES VIVANTES | | | STILL BIRTHS - MORT- NES | DEATHS - DECES | | | INFANT DEATHS - DECES INFANTILES | | | MAR- RIAGES - MA- RIAGES | |
|--|---|---------------|--------------|--------------------------------------|----------------------|---------------|--------------|--|----------------------------------|------------------------------------|--------------------------------------|------------------------|
| | TOTAL | MALE | FEMALE | | TOTAL | MALE | FEMALE | TOTAL | NEONATAL | | POST- NEO- NATAL | |
| | | MAS- CULIN | FE- MININ | | | MAS- CULIN | FE- MININ | | NEONATALS | | | |
| | | | | | | | | | < 7 DAYS - < 7 JOURS | 7-27 DAYS - 7-27 JOURS | | POST NEO- NATALS |
| NEW BRUNSWICK | | | | | | | | | | | | |
| RESTIGOUCHE COUNTY | | | | | | | | | | | | |
| TOTAL | 286 | 137 | 149 | 2 | 311 | 144 | 167 | 2 | 1 | - | 1 | 192 |
| ADDINGTON PAR | 28 | 13 | 15 | - | 21 | 14 | 7 | - | - | - | - | 10 |
| ATHOLVILLE VL | 9 | 3 | 6 | - | 15 | 9 | 6 | - | - | - | - | 8 |
| BALMORAL PAR | 3 | 3 | - | - | - | - | - | - | - | - | - | - |
| BALMORAL VL | 13 | 6 | 7 | 1 | 6 | 4 | 2 | - | - | - | - | 8 |
| BELLEDUNE VL | 12 | 6 | 6 | - | 10 | 3 | 7 | - | - | - | - | 10 |
| CAMPBELLTON C | 63 | 30 | 33 | - | 105 | 41 | 64 | 1 | 1 | - | - | 71 |
| CHARLO VL | 9 | 3 | 6 | - | 14 | 5 | 9 | - | - | - | - | 9 |
| COLBORNE PAR | 1 | 1 | - | - | 2 | 2 | - | - | - | - | - | 5 |
| DALHOUSIE PAR | 27 | 13 | 14 | 1 | 7 | 3 | 4 | - | - | - | - | 7 |
| DALHOUSIE T | 21 | 11 | 10 | - | 64 | 26 | 38 | - | - | - | - | 18 |
| DURHAM PAR | 10 | 3 | 7 | - | 8 | 6 | 2 | - | - | - | - | 10 |
| EEL RIVER CROSSING VL | 13 | 6 | 7 | - | 7 | 3 | 4 | 1 | - | - | 1 | 5 |
| EEL RIVER 3 R | - | - | - | - | - | - | - | - | - | - | - | - |
| ELDON PAR | 4 | 2 | 2 | - | 5 | 3 | 2 | - | - | - | - | 2 |
| GRIMMER PAR | 2 | - | 2 | - | 1 | 1 | - | - | - | - | - | - |
| KEDGWICK VL | 24 | 13 | 11 | - | 15 | 7 | 8 | - | - | - | - | 5 |
| SAINT-QUENTIN PAR | 2 | 2 | - | - | 1 | - | 1 | - | - | - | - | 3 |
| SAINT-QUENTIN T | 33 | 12 | 21 | - | 26 | 16 | 10 | - | - | - | - | 14 |
| TIDE HEAD VL | 12 | 10 | 2 | - | 4 | 1 | 3 | - | - | - | - | 7 |
| SAINT JOHN COUNTY | | | | | | | | | | | | |
| TOTAL | 815 | 399 | 416 | 3 | 810 | 395 | 415 | 1 | - | - | 1 | 593 |
| * NEW BRUNSWICK CSD UNKNOWN | - | - | - | - | - | - | - | - | - | - | - | - |
| MUSQUASH PAR | 10 | 4 | 6 | - | 4 | 3 | 1 | - | - | - | - | 3 |
| SAINT JOHN C | 747 | 363 | 384 | 3 | 778 | 374 | 404 | 1 | - | - | 1 | 570 |
| SAINT MARTINS PAR | 10 | 6 | 4 | - | 3 | 3 | - | - | - | - | - | 2 |
| SIMONDS PAR | 34 | 16 | 18 | - | 17 | 10 | 7 | - | - | - | - | 4 |
| ST. MARTINS VL | 14 | 10 | 4 | - | 8 | 5 | 3 | - | - | - | - | 14 |
| SUNBURY COUNTY | | | | | | | | | | | | |
| TOTAL | 357 | 183 | 174 | 2 | 124 | 72 | 52 | 3 | 3 | - | - | 94 |
| * NEW BRUNSWICK CSD UNKNOWN | - | - | - | - | - | - | - | - | - | - | - | - |
| BLISSVILLE PAR | 11 | 6 | 5 | - | 5 | 2 | 3 | - | - | - | - | 6 |
| BURTON PAR | 51 | 22 | 29 | - | 24 | 17 | 7 | 1 | 1 | - | - | 8 |
| FREDERICTON JUNCTION VL | 6 | 3 | 3 | - | 12 | 6 | 6 | - | - | - | - | 7 |
| GLADSTONE PAR | 3 | 2 | 1 | - | 2 | 1 | 1 | - | - | - | - | - |
| LINCOLN PAR | 65 | 28 | 37 | - | 18 | 10 | 8 | - | - | - | - | 15 |
| MAUGERVILLE PAR | 27 | 14 | 13 | - | 12 | 8 | 4 | 2 | 2 | - | - | 5 |
| NORTHFIELD PAR | 4 | 3 | 1 | - | 4 | 1 | 3 | - | - | - | - | - |
| OROMOCTO T | 177 | 100 | 77 | 2 | 34 | 17 | 17 | - | - | - | - | 47 |
| OROMOCTO 26 R | - | - | - | - | - | - | - | - | - | - | - | - |
| SHEFFIELD PAR | 8 | 2 | 6 | - | 9 | 7 | 2 | - | - | - | - | 2 |
| TRACY VL | 5 | 3 | 2 | - | 4 | 3 | 1 | - | - | - | - | 4 |
| VICTORIA COUNTY | | | | | | | | | | | | |
| TOTAL | 247 | 135 | 112 | 2 | 209 | 110 | 99 | - | - | - | - | 151 |
| * NEW BRUNSWICK CSD UNKNOWN | - | - | - | - | - | - | - | - | - | - | - | - |
| ANDOVER PAR | 11 | 6 | 5 | 1 | 14 | 8 | 6 | - | - | - | - | 2 |
| AROSTOOK VL | 3 | 2 | 1 | - | 3 | - | 3 | - | - | - | - | 1 |
| DENMARK PAR | 11 | 6 | 5 | - | 15 | 6 | 9 | - | - | - | - | 11 |
| DRUMMOND PAR | - | - | - | - | 1 | 1 | - | - | - | - | - | - |
| DRUMMOND VL | 29 | 14 | 15 | - | 20 | 16 | 4 | - | - | - | - | 17 |
| GORDON PAR | 22 | 13 | 9 | - | 14 | 6 | 8 | - | - | - | - | 7 |
| GRAND FALLS PAR | 5 | 3 | 2 | - | 1 | 1 | - | - | - | - | - | - |
| GRAND FALLS (GRAND-SAULT) T | 75 | 45 | 30 | 1 | 62 | 29 | 33 | - | - | - | - | 54 |
| LORNE PAR | 5 | 2 | 3 | - | 9 | 3 | 6 | - | - | - | - | 4 |
| PERTH PAR | 13 | 10 | 3 | - | 7 | 7 | - | - | - | - | - | 9 |
| PERTH-ANDOVER VL | 39 | 18 | 21 | - | 41 | 21 | 20 | - | - | - | - | 28 |
| PLASTER ROCK VL | 16 | 4 | 12 | - | 16 | 8 | 8 | - | - | - | - | 17 |
| TOBIQUE 20 R | 18 | 12 | 6 | - | 6 | 4 | 2 | - | - | - | - | 1 |
| WESTMORLAND COUNTY | | | | | | | | | | | | |
| TOTAL | 1,176 | 595 | 581 | 4 | 1,062 | 531 | 531 | 6 | 4 | 1 | 1 | 790 |
| * NEW BRUNSWICK CSD UNKNOWN | - | - | - | - | - | - | - | - | - | - | - | - |
| BEAUBASSIN EAST RC | 1 | - | 1 | - | 19 | 12 | 7 | - | - | - | - | 18 |
| BOTSFORD PAR | 13 | 6 | 7 | - | 11 | 7 | 4 | - | - | - | - | 10 |
| CAP-PELE VL | 23 | 11 | 12 | - | 24 | 13 | 11 | - | - | - | - | 17 |
| DIEPPE T | 138 | 77 | 61 | - | 86 | 43 | 43 | - | - | - | - | 45 |
| DORCHESTER PAR | 7 | 5 | 2 | 1 | 5 | 3 | 2 | - | - | - | - | 1 |
| DORCHESTER VL | 4 | 2 | 2 | - | 14 | 8 | 6 | - | - | - | - | 6 |
| FORT FOLLY 1 R | - | - | - | - | - | - | - | - | - | - | - | - |
| MEMRAMCOOK VL | 41 | 19 | 22 | 1 | 41 | 24 | 17 | - | - | - | - | 24 |
| MONCTON C | 659 | 331 | 328 | 1 | 560 | 270 | 290 | 3 | 3 | - | - | 496 |

GENERAL SUMMARY OF VITAL STATISTICS, BY PROVINCE, COUNTIES / CENSUS DIVISIONS / DISTRICTS AND URBAN PLACES, CANADA, 2000
 SOMMAIRE STATISTIQUE DE L'ETAT CIVIL, PAR PROVINCE, COMTES / DIVISIONS DE RECENSEMENT / DISTRICTS ET LES CENTRES URBAINS, CANADA, 2000

| COUNTIES / CENSUS DIVISIONS / DISTRICTS AND URBAN PLACES COMTES / DIVISIONS DE RECENSEMENT / DISTRICTS ET LES CENTRES URBAINS | LIVE BIRTHS - NAISSANCES VIVANTES | | | STILL BIRTHS - MORT- NES | DEATHS - DECES | | | INFANT DEATHS - DECES INFANTILES | | | MAR- RIAGES - MA- RIAGES | |
|--|---|---------------|--------------|-----------------------------------|----------------------|---------------|--------------|--|----------------------------|--------------|---|---------------|
| | TOTAL | MALE | FEMALE | | TOTAL | MALE | FEMALE | TOTAL | NEONATAL - NEONATALS | | POST- NEO- NATAL - POST NEO- MATALS | |
| | | MAS- CULIN | FE- MININ | | | MAS- CULIN | FE- MININ | | < 7 DAYS | 7-27 DAYS | < 7 JOURS | 7-27 JOURS |
| | | | | | | | | | | | | |
| NEW BRUNSWICK | | | | | | | | | | | | |
| WESTMORLAND COUNTY | | | | | | | | | | | | |
| MONCTON PAR | 53 | 17 | 36 | - | 22 | 14 | 8 | - | - | - | 26 | |
| PETITCODIAC VL | 20 | 12 | 8 | - | 15 | 7 | 8 | - | - | - | 6 | |
| PORT ELGIN VL | 8 | 4 | 4 | - | 12 | 3 | 9 | - | - | - | 3 | |
| SACKVILLE PAR | 9 | 6 | 3 | - | 5 | 5 | - | - | - | - | 4 | |
| SACKVILLE T | 48 | 25 | 23 | - | 80 | 38 | 42 | - | - | - | 51 | |
| SALISBURY PAR | 17 | 10 | 7 | - | 19 | 5 | 14 | 1 | - | 1 | 17 | |
| SALISBURY VL | 28 | 17 | 11 | - | 16 | 8 | 8 | - | - | - | 14 | |
| SHEDIAC PAR | 69 | 38 | 31 | 1 | 31 | 13 | 18 | 1 | - | 1 | 17 | |
| SHEDIAC T | 32 | 12 | 20 | - | 101 | 57 | 44 | 1 | 1 | - | 32 | |
| WESTMORLAND PAR | 6 | 3 | 3 | - | 1 | 1 | - | - | - | - | 3 | |
| YORK COUNTY | | | | | | | | | | | | |
| TOTAL | 979 | 489 | 490 | 6 | 670 | 325 | 345 | 2 | 2 | - | 602 | |
| * NEW BRUNSWICK CSD UNKNOWN | - | - | - | - | - | - | - | - | - | - | - | |
| BRIGHT PAR | 32 | 14 | 18 | - | 18 | 11 | 7 | - | - | - | 17 | |
| CANTERBURY PAR | 11 | 8 | 3 | - | 3 | 3 | - | - | - | - | 1 | |
| CANTERBURY VL | 6 | 4 | 2 | - | 4 | 2 | 2 | - | - | - | 3 | |
| DEVON 30 R | - | - | - | - | - | - | - | - | - | - | - | |
| DOUGLAS PAR | 61 | 34 | 27 | 1 | 31 | 11 | 20 | - | - | - | 15 | |
| DUMFRIES PAR | 1 | 1 | - | - | 2 | 2 | - | - | - | - | 5 | |
| FREDERICTON C | 542 | 268 | 274 | 5 | 430 | 207 | 223 | - | - | - | 447 | |
| HARVEY VL | 22 | 11 | 11 | - | 23 | 15 | 8 | - | - | - | 12 | |
| KINGSCLEAR PAR | 78 | 34 | 44 | - | 21 | 10 | 11 | - | - | - | 15 | |
| KINGSCLEAR 6 R | 6 | 3 | 3 | - | - | - | - | - | - | - | - | |
| MANNERS SUTTON PAR | 2 | 2 | - | - | 3 | 2 | 1 | - | - | - | 3 | |
| MCADAM PAR | - | - | - | - | - | - | - | - | - | - | - | |
| MCADAM VL | 11 | 6 | 5 | - | 23 | 9 | 14 | - | - | - | 15 | |
| MEDUCTIC VL | 6 | 4 | 2 | - | - | - | - | - | - | - | 2 | |
| MILLVILLE VL | 4 | 2 | 2 | - | 3 | 2 | 1 | - | - | - | 4 | |
| NACKAWIC T | 12 | 8 | 4 | - | 10 | 5 | 5 | 1 | 1 | - | 10 | |
| NEW MARYLAND PAR | 36 | 18 | 18 | - | 6 | 5 | 1 | - | - | - | 3 | |
| NEW MARYLAND VL | 39 | 20 | 19 | - | 13 | 6 | 7 | 1 | 1 | - | 16 | |
| NORTH LAKE PAR | 4 | 2 | 2 | - | 2 | 1 | 1 | - | - | - | 1 | |
| PRINCE WILLIAM PAR | 7 | 2 | 5 | - | 6 | 2 | 4 | - | - | - | 5 | |
| QUEENSBURY PAR | 14 | 7 | 7 | - | 6 | 3 | 3 | - | - | - | 1 | |
| SAINT MARY'S 24 R | - | - | - | - | - | - | - | - | - | - | - | |
| SAINT MARYS PAR | 45 | 21 | 24 | - | 23 | 10 | 13 | - | - | - | 6 | |
| SOUTHAMPTON PAR | 16 | 7 | 9 | - | 15 | 6 | 9 | - | - | - | 7 | |
| STANLEY PAR | 17 | 9 | 8 | - | 13 | 6 | 7 | - | - | - | 6 | |
| STANLEY VL | 7 | 4 | 3 | - | 15 | 7 | 8 | - | - | - | 8 | |

GENERAL SUMMARY OF VITAL STATISTICS, BY PROVINCE, COUNTIES / CENSUS DIVISIONS / DISTRICTS AND URBAN PLACES, CANADA, 2000
 SOMMAIRE STATISTIQUE DE L'ETAT CIVIL, PAR PROVINCE, COMTES / DIVISIONS DE RECENSEMENT / DISTRICTS ET LES CENTRES URBAINS, CANADA, 2000

| COUNTIES / CENSUS DIVISIONS / DISTRICTS AND URBAN PLACES COMTES / DIVISIONS DE RECENSEMENT / DISTRICTS ET LES CENTRES URBAINS | LIVE BIRTHS - MAISSANCES VIVANTES | | | STILL BIRTHS - MORT- NES | DEATHS - DECES | | | INFANT DEATHS - DECES INFANTILES | | | MAR- RIAGES - MA- RIAGES | | |
|--|---|---------------|--------------|--------------------------------------|----------------------|---------------|--------------|--|-------------|------------------------|--------------------------------------|--------------|---------------|
| | TOTAL | MALE | FEMALE | | TOTAL | MALE | FEMALE | TOTAL | NEONATAL | POST- NEO- NATAL | POST NEO- NATALS | | |
| | | MAS- CULIN | FE- MININ | | | MAS- CULIN | FE- MININ | | < 7 DAYS | 7-27 DAYS | | | |
| | | | | | | | | | | | | < 7 JOURS | 7-27 JOURS |
| | | | | | | | | | | | | | |
| QUEBEC | | | | | | | | | | | | | |
| PROVINCE TOTAL | 72,007 | 37,164 | 34,843 | 309 | 53,190 | 27,406 | 25,784 | 340 | 195 | 54 | 91 | 24,912 | |
| ABITIBI | | | | | | | | | | | | | |
| TOTAL | 234 | 114 | 120 | - | 163 | 104 | 59 | - | - | - | - | 67 | |
| * QUEBEC CSD UNKNOWN | - | - | - | - | - | - | - | - | - | - | - | - | |
| AMOS V | 133 | 67 | 66 | - | 104 | 69 | 35 | - | - | - | - | 49 | |
| BARRAUTE M | 13 | 6 | 7 | - | 18 | 11 | 7 | - | - | - | - | 3 | |
| BERRY M | 9 | 4 | 5 | - | 4 | 3 | 1 | - | - | - | - | 2 | |
| CHAMPNEUF M | 3 | 1 | 2 | - | - | - | - | - | - | - | - | - | |
| LA CORNE M | 3 | - | 3 | - | 6 | 3 | 3 | - | - | - | - | - | |
| LA MORANDIERE M | 3 | 1 | 2 | - | - | - | - | - | - | - | - | 2 | |
| LA MOTTE M | 3 | 3 | - | - | 2 | 1 | 1 | - | - | - | - | - | |
| LAC-CHICOB I UNO | 4 | - | 4 | - | - | - | - | - | - | - | - | - | |
| LAC-DESPINASSY UNO | - | - | - | - | 1 | - | 1 | - | - | - | - | - | |
| LANDRIENNE CT | 14 | 9 | 5 | - | 6 | 3 | 3 | - | - | - | - | - | |
| LAUNAY CT | 6 | 4 | 2 | - | 2 | 2 | - | - | - | - | - | - | |
| PIKOGAN R | 8 | 6 | 2 | - | - | - | - | - | - | - | - | 1 | |
| PREISSAC M | 2 | - | 2 | - | 3 | 3 | - | - | - | - | - | 1 | |
| ROCHEBAUCOURT M | 4 | 3 | 1 | - | - | - | - | - | - | - | - | - | |
| SAINT-DOMINIQUE-DU-ROSAIRE M | 4 | 2 | 2 | - | 2 | 1 | 1 | - | - | - | - | 1 | |
| SAINT-FELIX-DE-DALQUIER M | 6 | 1 | 5 | - | 5 | 2 | 3 | - | - | - | - | 2 | |
| SAINT-MARC-DE-FIGUERY P | 5 | 1 | 4 | - | 4 | 2 | 2 | - | - | - | - | - | |
| SAINT-MATHIEU-D'HARRICANA M | 2 | - | 2 | - | 4 | 2 | 2 | - | - | - | - | 3 | |
| SAINTE-GERTRUDE-MANNEVILLE M | 6 | 4 | 2 | - | 1 | 1 | - | - | - | - | - | 1 | |
| TRECESSON CT | 6 | 2 | 4 | - | 1 | 1 | - | - | - | - | - | 2 | |
| ABITIBI-OUEST | | | | | | | | | | | | | |
| TOTAL | 212 | 113 | 99 | 1 | 165 | 103 | 62 | 3 | 1 | - | 2 | 59 | |
| * QUEBEC CSD UNKNOWN | - | - | - | - | - | - | - | - | - | - | - | - | |
| AUTHIER M | 3 | 2 | 1 | - | 5 | 5 | - | - | - | - | - | - | |
| AUTHIER-NORD M | 4 | 2 | 2 | - | - | - | - | - | - | - | - | - | |
| CHAZEL M | 8 | 4 | 4 | - | 3 | 3 | - | - | - | - | - | - | |
| CLERMONT CT | 9 | 5 | 4 | - | 2 | 2 | - | - | - | - | - | - | |
| CLERVAL M | 1 | 1 | - | - | 1 | 1 | - | - | - | - | - | 1 | |
| COLOMBOURG M | 9 | 5 | 4 | - | 1 | 1 | - | - | - | - | - | 2 | |
| DUPARQUET V | 4 | 2 | 2 | - | 6 | 3 | 3 | - | - | - | - | - | |
| DUPUY M | 7 | 5 | 2 | - | 5 | 3 | 2 | - | - | - | - | 4 | |
| GALLICHAN M | 4 | 3 | 1 | - | 5 | 3 | 2 | 2 | 1 | - | 1 | 2 | |
| LA REINE M | 5 | 3 | 2 | - | 1 | 1 | - | - | - | - | - | 3 | |
| LA SARRÉ V | 86 | 39 | 47 | - | 58 | 32 | 26 | - | - | - | - | 30 | |
| LAC-DUPARQUET UNO | - | - | - | - | - | - | - | - | - | - | - | - | |
| MACAMIC P | 1 | 1 | - | - | - | - | - | - | - | - | - | - | |
| MACAMIC V | 13 | 7 | 6 | - | 28 | 16 | 12 | - | - | - | - | 4 | |
| NORMETAL M | 10 | 5 | 5 | - | 6 | 4 | 2 | - | - | - | - | - | |
| PALMAROLLE M | 16 | 10 | 6 | - | 19 | 10 | 9 | - | - | - | - | 6 | |
| POULARIES M | 7 | 5 | 2 | - | 3 | 3 | - | - | - | - | - | - | |
| RAPIDE-DANSEUR M | 2 | 2 | - | - | 1 | 1 | - | - | - | - | - | - | |
| RIVIERE-OJIMA UNO | - | - | - | - | - | - | - | - | - | - | - | - | |
| ROQUEMAURE M | 1 | 1 | - | - | - | - | - | - | - | - | - | 1 | |
| SAINT-LAMBERT P | 1 | - | 1 | - | 4 | 4 | - | - | - | - | - | - | |
| SAINTE-GERMAINE-BOULE M | 5 | 3 | 2 | - | 7 | 5 | 2 | 1 | - | - | 1 | 1 | |
| SAINTE-HELENE-DE-MANCEBOURG P | 8 | 4 | 4 | - | 3 | 2 | 1 | - | - | - | - | - | |
| TASCHEREAU M | 1 | - | 1 | - | 1 | 1 | - | - | - | - | - | 1 | |
| TASCHEREAU VL | 6 | 4 | 2 | 1 | 3 | 1 | 2 | - | - | - | - | 4 | |
| VAL-SAINT-GILLES M | 1 | - | 1 | - | 3 | 2 | 1 | - | - | - | - | - | |
| ACTON | | | | | | | | | | | | | |
| TOTAL | 149 | 73 | 76 | 2 | 116 | 68 | 48 | 1 | - | - | 1 | 30 | |
| * QUEBEC CSD UNKNOWN | - | - | - | - | - | - | - | - | - | - | - | - | |
| ACTON VALE V | 75 | 35 | 40 | 1 | 76 | 41 | 35 | 1 | - | - | 1 | 14 | |
| BETHANIE M | 2 | 2 | - | - | - | - | - | - | - | - | - | 1 | |
| ROXTON CT | 2 | 1 | 1 | - | - | - | - | - | - | - | - | - | |
| ROXTON FALLS VL | 16 | 7 | 9 | - | 22 | 16 | 6 | - | - | - | - | 2 | |
| SAINT-MAZAIRE-D'ACTON P | 13 | 8 | 5 | - | 3 | 2 | 1 | - | - | - | - | 1 | |
| SAINT-THEODORE-D'ACTON P | 15 | 8 | 7 | - | 7 | 4 | 3 | - | - | - | - | 4 | |
| SAINTE-CHRISTINE P | 6 | 4 | 2 | - | - | - | - | - | - | - | - | 7 | |
| UPTON M | 20 | 8 | 12 | 1 | 8 | 5 | 3 | - | - | - | - | 1 | |
| ANTOINE-LABELLE | | | | | | | | | | | | | |
| TOTAL | 299 | 159 | 140 | - | 291 | 178 | 113 | 1 | 1 | - | - | 127 | |
| * QUEBEC CSD UNKNOWN | - | - | - | - | - | - | - | - | - | - | - | - | |
| BAIE-DES-CHALOUPES UNO | - | - | - | - | - | - | - | - | - | - | - | - | |
| BEAUX-RIVAGES M | 11 | 6 | 5 | - | 4 | 4 | - | - | - | - | - | - | |
| CHUTE-SAINT-PHILIPPE M | 2 | 2 | - | - | 7 | 5 | 2 | - | - | - | - | 1 | |
| DES RUISSEAUX M | 64 | 31 | 33 | - | 29 | 21 | 8 | - | - | - | - | 7 | |

GENERAL SUMMARY OF VITAL STATISTICS, BY PROVINCE, COUNTIES / CENSUS DIVISIONS / DISTRICTS AND URBAN PLACES, CANADA, 2000
 SOMMAIRE STATISTIQUE DE L'ETAT CIVIL, PAR PROVINCE, COMTES / DIVISIONS DE RECENSEMENT / DISTRICTS ET LES CENTRES URBAINS, CANADA, 2000

| COUNTIES / CENSUS DIVISIONS / DISTRICTS AND URBAN PLACES COMTES / DIVISIONS DE RECENSEMENT / DISTRICTS ET LES CENTRES URBAINS | LIVE BIRTHS - NAISSANCES VIVANTES | | | STILL BIRTHS - MORT- NES | DEATHS - DECES | | | INFANT DEATHS - DECES INFANTILES | | | MAR- RIAGES - MA- RIAGES |
|--|---|---------------|--------------|--------------------------------------|----------------------|---------------|--------------|--|--------------|---------------|---|
| | TOTAL | MALE | FEMALE | | TOTAL | MALE | FEMALE | TOTAL | NEONATAL | | POST- NEO- NATAL - POST NEO- NATALS |
| | | MAS- CULIN | FE- MININ | | | MAS- CULIN | FE- MININ | | < 7 DAYS | 7-27 DAYS | |
| | | | | | | | | | < 7 JOURS | 7-27 JOURS | |
| QUEBEC | | | | | | | | | | | |
| ANTOINE-LABELLE | | | | | | | | | | | |
| FERME-NEUVE M | 30 | 18 | 12 | - | 28 | 18 | 10 | - | - | - | 5 |
| KIAMIKA M | 5 | 5 | - | - | 5 | 3 | 2 | - | - | - | 4 |
| L'ANNONCIATION VL | 28 | 15 | 13 | - | 51 | 26 | 25 | - | - | - | 4 |
| L'ASCENSION P | 6 | 5 | 1 | - | 8 | 5 | 3 | - | - | - | 1 |
| LA MACAZA M | 6 | 2 | 4 | - | 6 | 4 | 2 | - | - | - | 8 |
| LAC-AKONAPWEHIKAN UNO | - | - | - | - | - | - | - | - | - | - | - |
| LAC-BAZINET UNO | - | - | - | - | - | - | - | - | - | - | - |
| LAC-DE LA BIDIERE UNO | - | - | - | - | - | - | - | - | - | - | - |
| LAC-DE-LA-MAISON-DE-PIERRE UNO | - | - | - | - | - | - | - | - | - | - | - |
| LAC-DE-LA-POMME UNO | - | - | - | - | - | - | - | - | - | - | - |
| LAC-DES-ECORCES VL | 8 | 2 | 6 | - | 8 | 4 | 4 | - | - | - | 3 |
| LAC-DOUAIRE UNO | - | - | - | - | - | - | - | - | - | - | - |
| LAC-DU-CERF M | 1 | 1 | - | - | 2 | 2 | - | - | - | - | - |
| LAC-ERNEST UNO | - | - | - | - | - | - | - | - | - | - | - |
| LAC-MARGUERITE UNO | - | - | - | - | - | - | - | - | - | - | - |
| LAC-NOMINGUE M | 10 | 3 | 7 | - | 16 | 7 | 9 | - | - | - | 6 |
| LAC-OSCAR UNO | - | - | - | - | - | - | - | - | - | - | - |
| LAC-SAGUAY VL | 4 | 1 | 3 | - | 1 | - | 1 | - | - | - | 1 |
| LAC-SAINT-PAUL M | 5 | 1 | 4 | - | 3 | 2 | 1 | - | - | - | 2 |
| LAC-WAGWABIKA UNO | - | - | - | - | - | - | - | - | - | - | - |
| MARCHAND M | 6 | 2 | 4 | - | 3 | 2 | 1 | - | - | - | - |
| MONT-LAURIER V | 81 | 43 | 38 | - | 78 | 40 | 38 | 1 | 1 | - | 73 |
| MONT-SAINT-MICHEL M | 5 | 3 | 2 | - | 1 | 1 | - | - | - | - | 1 |
| NOTRE-DAME-DE-PONTMAIN M | - | - | - | - | 5 | 4 | 1 | - | - | - | 2 |
| NOTRE-DAME-DU-LAUS M | 6 | 4 | 2 | - | 9 | 8 | 1 | - | - | - | 3 |
| SAINT-AINE-DU-LAC-DES-ILES M | 5 | 5 | - | - | 7 | 5 | 2 | - | - | - | 2 |
| SAINTE-ANNE-DU-LAC M | 5 | 2 | 3 | - | 5 | 4 | 1 | - | - | - | 1 |
| SAINTE-VERONIQUE VL | 5 | 4 | 1 | - | 12 | 10 | 2 | - | - | - | 3 |
| VAL-BARRETTE VL | 6 | 4 | 2 | - | 3 | 3 | - | - | - | - | - |
| ARGENTEUIL | | | | | | | | | | | |
| TOTAL | 228 | 105 | 123 | - | 308 | 171 | 137 | 1 | - | 1 | 87 |
| * QUEBEC CSD UNKNOWN | - | - | - | - | - | - | - | - | - | - | - |
| BROWNSBURG-CHATHAM V | 60 | 28 | 32 | - | 51 | 33 | 18 | - | - | - | 17 |
| CALUMET VL | 4 | 1 | 3 | - | 7 | 5 | 2 | 1 | - | 1 | 2 |
| GORE CT | 17 | 8 | 9 | - | 7 | 4 | 3 | - | - | - | 2 |
| GRENVILLE CT | 24 | 8 | 16 | - | 16 | 9 | 7 | - | - | - | 3 |
| GRENVILLE VL | 6 | 2 | 4 | - | 5 | 2 | 3 | - | - | - | 6 |
| HARRINGTON CT | 1 | 1 | - | - | 9 | 6 | 3 | - | - | - | 9 |
| LACHUTE V | 93 | 47 | 46 | - | 191 | 100 | 91 | - | - | - | 42 |
| MILLE-ISLES M | 10 | 5 | 5 | - | 4 | 2 | 2 | - | - | - | 2 |
| SAINT-ANDRE - CARILLON M | 13 | 5 | 8 | - | 17 | 9 | 8 | - | - | - | 4 |
| WENTWORTH CT | - | - | - | - | 1 | 1 | - | - | - | - | - |
| ARTHABASKA | | | | | | | | | | | |
| TOTAL | 679 | 349 | 330 | 2 | 419 | 246 | 173 | 6 | 4 | - | 178 |
| * QUEBEC CSD UNKNOWN | - | - | - | - | - | - | - | - | - | - | - |
| CHESTER-EST CT | 1 | 1 | - | - | 1 | 1 | - | - | - | - | 1 |
| CHESTERVILLE M | 5 | 4 | 1 | - | 1 | - | 1 | - | - | - | 2 |
| DAVELUYVILLE M | 15 | 10 | 5 | - | 13 | 8 | 5 | - | - | - | 4 |
| HAM-NORD CT | 12 | 6 | 6 | - | 17 | 8 | 9 | - | - | - | 2 |
| KINGSEY FALLS M | 22 | 9 | 13 | - | 2 | - | 2 | 1 | 1 | - | 3 |
| HADDINGTON CT | 7 | 4 | 3 | - | 1 | 1 | - | - | - | - | - |
| NORBERTVILLE VL | 8 | 5 | 3 | - | 6 | 5 | 1 | 1 | 1 | - | - |
| NOTRE-DAME-DE-LOURDES-DE-HAM M | 3 | 2 | 1 | - | 1 | - | 1 | - | - | - | - |
| SAINT-ALBERT-DE-WARWICK P | 16 | 8 | 8 | - | 3 | 3 | - | - | - | - | 3 |
| SAINT-CHRISTOPHE-D'ARTHABASKA P | 32 | 14 | 18 | - | 8 | 5 | 3 | - | - | - | - |
| SAINT-LOUIS-DE-BLANDFORD P | 12 | 5 | 7 | - | 3 | 3 | - | - | - | - | 2 |
| SAINT-NORBERT-D'ARTHABASKA M | 2 | 1 | 1 | - | - | - | - | - | - | - | - |
| SAINT-REMI-DE-TINGWICK P | 1 | - | 1 | - | 2 | 2 | - | - | - | - | 1 |
| SAINT-ROSAIRE P | 10 | 3 | 7 | - | 2 | 2 | - | - | - | - | 1 |
| SAINT-SAMUEL P | 7 | 4 | 3 | - | 2 | - | 2 | - | - | - | 3 |
| SAINT-VALERE M | 12 | 7 | 5 | 1 | 5 | 4 | 1 | - | - | - | 4 |
| SAINTE-ANNE-DU-SAULT P | 5 | 3 | 2 | - | - | - | - | - | - | - | - |
| SAINTE-CLOTILDE-DE-HORTON M | 13 | 8 | 5 | - | 11 | 7 | 4 | 1 | 1 | - | 2 |
| SAINTE-ELISABETH-DE-WARWICK P | 4 | 2 | 2 | - | - | - | - | - | - | - | - |
| SAINTE-SERAPHINE P | 4 | 2 | 2 | - | 1 | 1 | - | - | - | - | - |
| SAINTS-MARTYRS-CANADIENS P | 2 | 2 | - | - | 2 | 1 | 1 | - | - | - | - |
| TINGWICK P | 14 | 7 | 7 | - | 5 | 3 | 2 | - | - | - | 4 |
| VICTORIAVILLE V | 413 | 216 | 197 | 1 | 285 | 165 | 120 | 2 | 1 | - | 136 |
| WARWICK V | 59 | 26 | 33 | - | 48 | 27 | 21 | 1 | - | 1 | 10 |
| ASBESTOS | | | | | | | | | | | |
| TOTAL | 118 | 60 | 58 | - | 137 | 79 | 58 | 1 | - | - | 31 |

GENERAL SUMMARY OF VITAL STATISTICS, BY PROVINCE, COUNTIES / CENSUS DIVISIONS / DISTRICTS AND URBAN PLACES, CANADA, 2000
 SOMMAIRE STATISTIQUE DE L'ETAT CIVIL, PAR PROVINCE, COMTES / DIVISIONS DE RECENSEMENT / DISTRICTS ET LES CENTRES URBAINS, CANADA, 2000

| COUNTIES / CENSUS DIVISIONS / DISTRICTS AND URBAN PLACES COMTES / DIVISIONS DE RECENSEMENT / DISTRICTS ET LES CENTRES URBAINS | LIVE BIRTHS - NAISSANCES VIVANTES | | | STILL BIRTHS - MORT- NES | DEATHS - DECES | | | INFANT DEATHS - DECES INFANTILES | | | MAR- RIAGES - MA- RIAGES |
|--|---|---------------|--------------|--------------------------------------|----------------------|---------------|--------------|--|----------------------------------|------------------------------------|--------------------------------------|
| | TOTAL | MALE | FEMALE | | TOTAL | MALE | FEMALE | TOTAL | NEONATAL | POST- NEO- NATAL | |
| | | MAS- CULIN | FE- MININ | | | MAS- CULIN | FE- MININ | | NEONATALS | POST NEO- NATALS | |
| | | | | | | | | | < 7 DAYS - < 7 JOURS | 7-27 DAYS - 7-27 JOURS | |
| QUEBEC | | | | | | | | | | | |
| ASBESTOS | | | | | | | | | | | |
| * QUEBEC CSD UNKNOWN | - | - | - | - | - | - | - | - | - | - | - |
| ASBESTOS V | 57 | 29 | 28 | - | 82 | 46 | 36 | 1 | - | - | 1 |
| DANVILLE V | 31 | 14 | 17 | - | 34 | 19 | 15 | - | - | - | 8 |
| SAINT-ADRIEN M | 8 | 4 | 4 | - | 4 | 2 | 2 | - | - | - | 5 |
| SAINT-CAMILLE CT | 1 | 1 | - | - | 1 | 1 | - | - | - | - | 1 |
| SAINT-GEORGES-DE-WINDSOR M | 8 | 5 | 3 | - | 4 | 2 | 2 | - | - | - | 1 |
| SAINT-JOSEPH-DE-HAM-SUD P | 3 | 2 | 1 | - | 2 | 2 | - | - | - | - | - |
| WOTTON M | 10 | 5 | 5 | - | 10 | 7 | 3 | - | - | - | 5 |
| AVIGNON | | | | | | | | | | | |
| TOTAL | 154 | 78 | 76 | 1 | 153 | 82 | 71 | - | - | - | 36 |
| * QUEBEC CSD UNKNOWN | - | - | - | - | - | - | - | - | - | - | - |
| CARLETON - SAINT-OMER V | 35 | 18 | 17 | - | 33 | 15 | 18 | - | - | - | 12 |
| ESCUMINAC M | 2 | 2 | - | - | 6 | 1 | 5 | - | - | - | 3 |
| GESGAPEGIAG 2 R | 1 | - | 1 | - | - | - | - | - | - | - | 1 |
| L'ASCENSION-DE-PATAPEDIA M | 2 | 1 | 1 | - | 2 | 2 | - | - | - | - | - |
| LISTUGUJ R | 38 | 17 | 21 | - | 12 | 5 | 7 | - | - | - | 2 |
| MARIA M | 28 | 12 | 16 | - | 65 | 35 | 30 | - | - | - | 5 |
| MATAPEDIA P | 8 | 3 | 5 | - | 10 | 4 | 6 | - | - | - | - |
| NOUVELLE M | 19 | 9 | 10 | 1 | 10 | 6 | 4 | - | - | - | 6 |
| POINTE-A-LA-CROIX M | 11 | 8 | 3 | - | 4 | 3 | 1 | - | - | - | - |
| RISTIGOUCHE-PARTIE-SUD-EST CT | - | - | - | - | - | - | - | - | - | - | - |
| RIVIERE-NOUVELLE UNO | - | - | - | - | - | - | - | - | - | - | - |
| RUISSEAU-FERGUSON UNO | - | - | - | - | - | - | - | - | - | - | - |
| SAINT-ALEXIS-DE-MATAPEDIA P | - | - | - | - | 9 | 9 | - | - | - | - | 4 |
| SAINT-ANDRE-DE-RESTIGOUCHE M | 2 | 1 | 1 | - | 1 | 1 | - | - | - | - | 1 |
| SAINT-FRANCOIS-D'ASSISE P | 8 | 7 | 1 | - | 1 | 1 | - | - | - | - | 2 |
| BEAUCE-SARTIGAN | | | | | | | | | | | |
| TOTAL | 518 | 254 | 264 | - | 328 | 201 | 127 | 1 | 1 | - | 115 |
| * QUEBEC CSD UNKNOWN | - | - | - | - | - | - | - | - | - | - | - |
| AUBERT-GALLION M | 15 | 10 | 5 | - | 3 | 2 | 1 | - | - | - | - |
| LA GUADELOUPE VL | 7 | 4 | 3 | - | 20 | 10 | 10 | - | - | - | 5 |
| LAC-POULIN VL | 1 | - | 1 | - | - | - | - | - | - | - | - |
| NOTRE-DAME-DES-PINS P | 9 | 4 | 5 | - | 1 | 1 | - | - | - | - | 8 |
| SAINT-BENOIT-LABRE M | 21 | 14 | 7 | - | 7 | 4 | 3 | - | - | - | 2 |
| SAINT-COME-LINIERE M | 38 | 14 | 24 | - | 18 | 11 | 7 | - | - | - | 7 |
| SAINT-EPHREM-DE-BEAUCE M | 32 | 11 | 21 | - | 17 | 9 | 8 | - | - | - | 4 |
| SAINT-EVARISTE-DE-FORSYTH M | 6 | - | 6 | - | 2 | 2 | - | - | - | - | 1 |
| SAINT-GEDEON P | 3 | 2 | 1 | - | 6 | 2 | 4 | - | - | - | - |
| SAINT-GEDEON VL | 19 | 10 | 9 | - | 9 | 5 | 4 | - | - | - | 6 |
| SAINT-GEORGES V | 248 | 125 | 123 | - | 199 | 121 | 78 | 1 | 1 | - | 63 |
| SAINT-GEORGES-EST P | 19 | 9 | 10 | - | 4 | 1 | 3 | - | - | - | 1 |
| SAINT-HILAIRE-DE-DORSET P | 1 | 1 | - | - | - | - | - | - | - | - | - |
| SAINT-HONORE-DE-SHENLEY M | 21 | 10 | 11 | - | 16 | 13 | 3 | - | - | - | 5 |
| SAINT-JEAN-DE-LA-LANDE P | 13 | 7 | 6 | - | 7 | 6 | 1 | - | - | - | - |
| SAINT-MARTIN P | 32 | 19 | 13 | - | 14 | 11 | 3 | - | - | - | 6 |
| SAINT-PHILIBERT M | 7 | 3 | 4 | - | 1 | - | 1 | - | - | - | 2 |
| SAINT-RENE P | 10 | 5 | 5 | - | 1 | - | 1 | - | - | - | - |
| SAINT-SIMON-LES-MINES M | 3 | 2 | 1 | - | - | - | - | - | - | - | - |
| SAINT-THEOPHILE M | 13 | 4 | 9 | - | 3 | 3 | - | - | - | - | 5 |
| BEAUHARNOIS-SALABERRY | | | | | | | | | | | |
| TOTAL | 482 | 241 | 241 | 2 | 500 | 259 | 241 | 2 | 2 | - | 343 |
| * QUEBEC CSD UNKNOWN | - | - | - | - | - | - | - | - | - | - | - |
| BEAUHARNOIS V | 55 | 22 | 33 | - | 70 | 32 | 38 | - | - | - | 18 |
| GRANDE-ILE M | 42 | 26 | 16 | - | 34 | 19 | 15 | - | - | - | 9 |
| MAPLE GROVE V | 23 | 10 | 13 | - | 7 | 3 | 4 | - | - | - | 1 |
| MELOCHEVILLE VL | 26 | 13 | 13 | - | 25 | 13 | 12 | - | - | - | 5 |
| SAINT-ETIENNE-DE-BEAUHARNOIS M | 5 | 2 | 3 | - | 6 | 4 | 2 | - | - | - | 3 |
| SAINT-LOUIS-DE-GONZAGUE P | 12 | 6 | 6 | - | 6 | 2 | 4 | - | - | - | 5 |
| SAINT-STANISLAS-DE-KOSTKA P | 13 | 10 | 3 | - | 6 | 4 | 2 | - | - | - | 1 |
| SAINT-TIMOTHEE V | 66 | 32 | 34 | - | 38 | 22 | 16 | - | - | - | 38 |
| SAINT-URBAIN-PREMIER P | 7 | 7 | - | - | 7 | 3 | 4 | - | - | - | 4 |
| SAINTE-MARTINE M | 38 | 19 | 19 | - | 24 | 13 | 11 | - | - | - | 6 |
| SALABERRY-DE-VALLEYFIELD V | 195 | 94 | 101 | 2 | 277 | 144 | 133 | 2 | 2 | - | 253 |
| BECANCOUR | | | | | | | | | | | |
| TOTAL | 152 | 80 | 72 | 1 | 156 | 92 | 64 | - | - | - | 25 |
| * QUEBEC CSD UNKNOWN | - | - | - | - | - | - | - | - | - | - | - |
| BECANCOUR V | 92 | 43 | 49 | - | 78 | 49 | 29 | - | - | - | 18 |
| DESCHAILLONS-SUR-SAINT-LAURENT M | 4 | 4 | - | - | 10 | 3 | 7 | - | - | - | 1 |
| FORTIERVILLE M | 8 | 5 | 3 | - | 23 | 13 | 10 | - | - | - | 1 |
| LEMIEUX M | 3 | 1 | 2 | - | 3 | 2 | 1 | - | - | - | 1 |

GENERAL SUMMARY OF VITAL STATISTICS, BY PROVINCE, COUNTIES / CENSUS DIVISIONS / DISTRICTS AND URBAN PLACES, CANADA, 2000
 SOMMAIRE STATISTIQUE DE L'ETAT CIVIL, PAR PROVINCE, COMTES / DIVISIONS DE RECENSEMENT / DISTRICTS ET LES CENTRES URBAINS, CANADA, 2000

| COUNTIES / CENSUS DIVISIONS / DISTRICTS AND URBAN PLACES COMTES / DIVISIONS DE RECENSEMENT / DISTRICTS ET LES CENTRES URBAINS | LIVE BIRTHS - NAISSANCES VIVANTES | | | STILL BIRTHS - MORT- NES | DEATHS - DECES | | | INFANT DEATHS - DECES INFANTILES | | | MAR- RIAGES - MA- RIAGES |
|--|---|---------------|--------------|-----------------------------------|----------------------|---------------|--------------|--|---------------|------------------------|--------------------------------------|
| | TOTAL | MALE | FEMALE | | TOTAL | MALE | FEMALE | TOTAL | NEONATAL | POST- NEO- NATAL | |
| | | MAS- CULIN | FE- MININ | | | MAS- CULIN | FE- MININ | | NEONATALS | POST NEO- NATALS | |
| | | | | | | | | | < 7 DAYS | 7-27 DAYS | POST NEO- NATALS |
| | | | | | | | | < 7 JOURS | 7-27 JOURS | | |
| QUEBEC | | | | | | | | | | | |
| BROME-MISSISQUOI SUTTON V | 28 | 17 | 11 | - | 49 | 18 | 31 | - | - | - | 7 |
| CHAMPLAIN | | | | | | | | | | | |
| TOTAL | 2,985 | 1,498 | 1,487 | 11 | 1,915 | 951 | 964 | 8 | 7 | 1 | 1,353 |
| * QUEBEC CSD UNKNOWN | - | - | - | - | - | - | - | - | - | - | - |
| BROSSARD V | 519 | 256 | 263 | 4 | 330 | 143 | 187 | - | - | - | 40 |
| GREENFIELD PARK V | 161 | 71 | 90 | - | 89 | 51 | 38 | 1 | - | 1 | 88 |
| LEMOYNE V | 54 | 23 | 31 | 3 | 36 | 21 | 15 | 1 | 1 | - | 4 |
| LONGUEUIL V | 1,320 | 674 | 646 | 2 | 891 | 439 | 452 | 5 | 5 | - | 1,054 |
| SAINT-HUBERT V | 751 | 381 | 370 | 1 | 358 | 184 | 174 | 1 | 1 | - | 108 |
| SAINT-LAMBERT V | 180 | 93 | 87 | 1 | 211 | 113 | 98 | - | - | - | 59 |
| CHARLEVOIX | | | | | | | | | | | |
| TOTAL | 110 | 42 | 68 | - | 152 | 82 | 70 | - | - | - | 39 |
| * QUEBEC CSD UNKNOWN | - | - | - | - | - | - | - | - | - | - | - |
| BAIE-SAINT-PAUL V | 57 | 23 | 34 | - | 92 | 47 | 45 | - | - | - | 16 |
| L'ILE-AUX-COUDRES M | 12 | 4 | 8 | - | 14 | 8 | 6 | - | - | - | 5 |
| LAC-PIKAUBA UNO | - | - | - | - | - | - | - | - | - | - | - |
| LES EBOULEMENTS M | 11 | 4 | 7 | - | 10 | 7 | 3 | - | - | - | 3 |
| PETITE-RIVIERE-SAINT-FRANCOIS M | 6 | 4 | 2 | - | 7 | 4 | 3 | - | - | - | 4 |
| SAINT-HILARION P | 9 | 3 | 6 | - | 11 | 6 | 5 | - | - | - | 3 |
| SAINT-JOSEPH-DE-LA-RIVE VL | - | - | - | - | 1 | 1 | - | - | - | - | 5 |
| SAINT-URBAIN P | 15 | 4 | 11 | - | 17 | 9 | 8 | - | - | - | 3 |
| CHARLEVOIX-EST | | | | | | | | | | | |
| TOTAL | 132 | 72 | 60 | 2 | 143 | 74 | 69 | 1 | 1 | - | 64 |
| * QUEBEC CSD UNKNOWN | - | - | - | - | - | - | - | - | - | - | - |
| BAIE-SAINTE-CATHERINE M | 1 | 1 | - | - | 2 | 2 | - | - | - | - | 1 |
| CLERMONT V | 23 | 12 | 11 | 1 | 36 | 18 | 18 | - | - | - | 4 |
| LA MALBAIE V | 79 | 43 | 36 | - | 72 | 34 | 38 | 1 | 1 | - | 46 |
| MONT-ELIE UNO | - | - | - | - | - | - | - | - | - | - | - |
| NOTRE-DAME-DES-MONTS M | 5 | 2 | 3 | - | 8 | 4 | 4 | - | - | - | 3 |
| SAGARD UNO | 4 | 1 | 3 | - | - | - | - | - | - | - | - |
| SAINT-AIME-DES-LACS M | 7 | 5 | 2 | 1 | 6 | 6 | - | - | - | - | 2 |
| SAINT-IRENEE P | 3 | 2 | 1 | - | 7 | 5 | 2 | - | - | - | 4 |
| SAINT-SIMEON P | - | - | - | - | - | - | - | - | - | - | - |
| SAINT-SIMEON VL | 10 | 6 | 4 | - | 12 | 5 | 7 | - | - | - | 4 |
| COATICOOK | | | | | | | | | | | |
| TOTAL | 178 | 100 | 78 | 2 | 104 | 57 | 47 | 1 | 1 | - | 41 |
| * QUEBEC CSD UNKNOWN | - | - | - | - | - | - | - | - | - | - | - |
| BARNSTON-OUEST M | - | - | - | - | - | - | - | - | - | - | 1 |
| COATICOOK V | 101 | 56 | 45 | 2 | 77 | 42 | 35 | 1 | 1 | - | 22 |
| COMPTON M | 28 | 16 | 12 | - | 16 | 9 | 7 | - | - | - | 6 |
| DIXVILLE M | 9 | 4 | 5 | - | 1 | 1 | - | - | - | - | - |
| EAST HEREFORD M | 3 | 2 | 1 | - | 1 | 1 | - | - | - | - | - |
| MARTINVILLE M | 14 | 11 | 3 | - | 4 | 1 | 3 | - | - | - | 4 |
| SAINT-HERMEGILDE M | 8 | 3 | 5 | - | - | - | - | - | - | - | - |
| SAINT-MALO M | 5 | 2 | 3 | - | 3 | 2 | 1 | - | - | - | 3 |
| SAINT-VENANT-DE-PAQUETTE M | 3 | 2 | 1 | - | 1 | 1 | - | - | - | - | - |
| SAINTE-EDWIDGE-DE-CLIFTON CT | 5 | 3 | 2 | - | - | - | - | - | - | - | 5 |
| STANSTEAD-EST M | 2 | 1 | 1 | - | 1 | 1 | - | - | - | - | - |
| COMMUNAUTE URBAINE DE L'OUTAOUAIS | | | | | | | | | | | |
| TOTAL | 2,335 | 1,171 | 1,164 | 7 | 1,275 | 676 | 599 | 11 | 8 | - | 819 |
| * QUEBEC CSD UNKNOWN | - | - | - | - | - | - | - | - | - | - | - |
| AYLMER V | 380 | 193 | 187 | - | 169 | 86 | 83 | 2 | 2 | - | 91 |
| BUCKINGHAM V | 125 | 64 | 61 | - | 137 | 71 | 66 | 1 | - | - | 36 |
| GATINEAU V | 1,037 | 515 | 522 | 5 | 454 | 254 | 200 | 3 | 3 | - | 176 |
| HULL V | 657 | 333 | 324 | 2 | 481 | 242 | 239 | 4 | 2 | - | 479 |
| MASSON-ANGERS V | 136 | 66 | 70 | - | 34 | 23 | 11 | 1 | 1 | - | 37 |
| COMMUNAUTE URBAINE DE MONTREAL | | | | | | | | | | | |
| TOTAL | 20,035 | 10,407 | 9,628 | 95 | 15,112 | 7,253 | 7,859 | 89 | 53 | 16 | 20 |
| * QUEBEC CSD UNKNOWN | - | - | - | - | - | - | - | - | - | - | - |
| ANJOU V | 348 | 179 | 169 | 2 | 279 | 150 | 129 | 3 | 3 | - | 31 |
| BAIE-D'URFE V | 35 | 13 | 22 | - | 22 | 10 | 12 | 1 | 1 | - | 18 |
| BEACONSFIELD V | 194 | 95 | 99 | - | 90 | 38 | 52 | 2 | - | - | 49 |
| COTE-SAINT-LUC C | 260 | 128 | 132 | - | 504 | 237 | 267 | - | - | - | 76 |
| DOLLARD-DES-ORMEAUX V | 455 | 224 | 231 | 2 | 181 | 95 | 86 | 3 | 1 | 1 | 82 |
| DORVAL C | 157 | 86 | 71 | - | 162 | 74 | 88 | - | - | - | 53 |
| HAMPSTEAD V | 88 | 45 | 43 | - | 42 | 26 | 16 | - | - | - | 21 |
| KIRKLAND V | 212 | 107 | 105 | - | 65 | 39 | 26 | - | - | - | 8 |
| L'ILE-BIZARD V | 146 | 78 | 68 | 1 | 82 | 36 | 46 | 1 | - | 1 | 26 |

GENERAL SUMMARY OF VITAL STATISTICS, BY PROVINCE, COUNTIES / CENSUS DIVISIONS / DISTRICTS AND URBAN PLACES, CANADA, 2000
 SOMMAIRE STATISTIQUE DE L'ETAT CIVIL, PAR PROVINCE, COMTES / DIVISIONS DE RECENSEMENT / DISTRICTS ET LES CENTRES URBAINS, CANADA, 2000

| COUNTIES / CENSUS DIVISIONS / DISTRICTS AND URBAN PLACES | LIVE BIRTHS NAISSANCES VIVANTES | | STILL BIRTHS MORT- NES | DEATHS DECES | | | INFANT DEATHS DECES INFANTILES | | | MAR- RIAGES - MA- RIAGES |
|---|------------------------------------|-----------------------|------------------------------|------------------------|-------|-----------------------|-----------------------------------|----------------------------------|------------------------------------|--------------------------------------|
| | TOTAL | MALE MAS- CULIN | | FEMALE FE- MININ | TOTAL | MALE MAS- CULIN | FEMALE FE- MININ | TOTAL | NEONATAL - NEONATALS | |
| COMTES / DIVISIONS DE RECENSEMENT / DISTRICTS ET LES CENTRES URBAINS | | | | | | | | < 7 DAYS - < 7 JOURS | 7-27 DAYS - 7-27 JOURS | |

QUEBEC

COMMUNAUTE URBAINE DE MONTREAL

| | | | | | | | | | | | |
|---------------------------|--------|-------|-------|----|-------|-------|-------|----|----|---|-------|
| L'ILE-DORVAL V | - | - | - | - | - | - | - | - | - | - | - |
| LACHINE V | 379 | 203 | 176 | - | 474 | 187 | 287 | 3 | - | 3 | 101 |
| LASALLE V | 804 | 442 | 362 | 2 | 563 | 278 | 285 | 5 | 4 | 1 | 106 |
| MONT-ROYAL V | 193 | 104 | 89 | - | 159 | 61 | 98 | 1 | - | - | 58 |
| MONTREAL V | 11,553 | 5,927 | 5,626 | 71 | 8,978 | 4,394 | 4,584 | 41 | 28 | 8 | 5,535 |
| MONTREAL-EST V | 35 | 21 | 14 | - | 32 | 18 | 14 | - | - | - | 12 |
| MONTREAL-NORD V | 954 | 512 | 442 | 4 | 867 | 396 | 471 | 8 | 2 | 2 | 86 |
| MONTREAL-OUEST V | 47 | 24 | 23 | - | 32 | 13 | 19 | - | - | - | 9 |
| OUTREMONT V | 306 | 162 | 144 | 2 | 159 | 59 | 100 | 2 | - | 1 | 101 |
| PIERREFONDS V | 667 | 343 | 324 | 1 | 251 | 109 | 142 | 1 | 1 | - | 112 |
| POINTE-CLAIRE V | 258 | 136 | 122 | 1 | 212 | 97 | 115 | 1 | - | - | 144 |
| ROXBORO V | 53 | 26 | 27 | - | 53 | 26 | 27 | - | - | - | 17 |
| SAINT-LAURENT V | 978 | 524 | 454 | 2 | 589 | 280 | 309 | 5 | 5 | - | 298 |
| SAINT-LEONARD V | 984 | 533 | 451 | 2 | 469 | 242 | 227 | 6 | 4 | 1 | 173 |
| SAINTE-ANNE-DE-BELLEVUE V | 60 | 40 | 20 | - | 43 | 27 | 16 | - | - | - | 22 |
| SAINTE-GENEVIEVE V | 41 | 18 | 23 | 1 | 29 | 15 | 14 | - | - | - | 31 |
| SENEVILLE VL | 5 | 3 | 2 | - | 3 | 2 | 1 | - | - | - | 6 |
| VERDUN V | 667 | 347 | 320 | 3 | 583 | 266 | 317 | 5 | 4 | 1 | 110 |
| WESTMOUNT V | 156 | 87 | 69 | 1 | 189 | 78 | 111 | 1 | - | - | 176 |

COMMUNAUTE URBAINE DE QUEBEC (3)

| | | | | | | | | | | | | |
|-------------------------------|-------|-------|-------|----|-------|-------|-------|----|----|---|---|-------|
| TOTAL | 4,243 | 2,223 | 2,020 | 25 | 3,806 | 1,791 | 2,015 | 20 | 13 | 3 | 4 | 1,813 |
| * QUEBEC CSD UNKNOWN | - | - | - | - | - | - | - | - | - | - | - | - |
| BEAUPORT V | 617 | 324 | 293 | 1 | 688 | 303 | 385 | 5 | 3 | 1 | 1 | 110 |
| CAP-ROUGE V | 85 | 43 | 42 | 1 | 31 | 17 | 14 | 1 | 1 | - | - | 51 |
| CHARLESBOURG V | 542 | 284 | 258 | 2 | 419 | 222 | 197 | 1 | - | 1 | - | 141 |
| L'ANCIENNE-LORETTE V | 118 | 47 | 71 | - | 57 | 28 | 29 | - | - | - | - | 58 |
| LAC-SAINT-CHARLES M | 102 | 66 | 36 | - | 30 | 17 | 13 | - | - | - | - | 15 |
| LORETTEVILLE V | 132 | 63 | 69 | - | 122 | 52 | 70 | - | - | - | - | 33 |
| NOTRE-DAME-DES-ANGES P | - | - | - | - | - | - | - | - | - | - | - | - |
| QUEBEC V | 1,364 | 723 | 641 | 17 | 1,605 | 737 | 868 | 11 | 7 | 1 | 3 | 1,163 |
| SAINT-AUGUSTIN-DE-DESMAURES M | 168 | 80 | 88 | - | 84 | 29 | 55 | - | - | - | - | 22 |
| SAINT-EMILE V | 151 | 80 | 71 | - | 32 | 17 | 15 | - | - | - | - | 10 |
| SAINTE-FOY V | 481 | 259 | 222 | 2 | 418 | 222 | 196 | 2 | 2 | - | - | 62 |
| SILLERY V | 55 | 29 | 26 | - | 134 | 51 | 83 | - | - | - | - | 96 |
| VAL-BELAIR V | 307 | 165 | 142 | 2 | 53 | 38 | 15 | - | - | - | - | 37 |
| VANIER V | 94 | 44 | 50 | - | 129 | 57 | 72 | - | - | - | - | 9 |
| WENDAKE R | 27 | 16 | 11 | - | 4 | 1 | 3 | - | - | - | - | 6 |

D'AUTRAY

| | | | | | | | | | | | | |
|--------------------------------|-----|-----|-----|---|-----|-----|-----|---|---|---|---|----|
| TOTAL | 369 | 189 | 180 | 3 | 318 | 167 | 151 | 1 | 1 | - | - | 78 |
| * QUEBEC CSD UNKNOWN | - | - | - | - | - | - | - | - | - | - | - | - |
| BERTHIERVILLE V | 47 | 21 | 26 | 1 | 49 | 26 | 23 | - | - | - | - | 10 |
| LA VISITATION-DE-L'ILE-DUPAS M | 1 | - | 1 | - | 2 | 1 | 1 | - | - | - | - | 2 |
| LANORAIE M | 28 | 15 | 13 | - | 52 | 25 | 27 | - | - | - | - | 12 |
| LAVALTRIE VL | 153 | 88 | 65 | 1 | 55 | 35 | 20 | 1 | 1 | - | - | 19 |
| SAINT-ANTOINE-DE-LAVALTRIE P | 1 | - | 1 | - | - | - | - | - | - | - | - | - |
| SAINT-BARTHELEMY P | 10 | 5 | 5 | - | 12 | 8 | 4 | - | - | - | - | 2 |
| SAINT-CHARLES-DE-MANDEVILLE M | 11 | 5 | 6 | - | 10 | 7 | 3 | - | - | - | - | 3 |
| SAINT-CLEOPHAS P | 9 | 5 | 4 | 1 | 3 | 1 | 2 | - | - | - | - | 4 |
| SAINT-CUTHBERT M | 19 | 7 | 12 | - | 15 | 8 | 7 | - | - | - | - | 5 |
| SAINT-DIDACE P | 8 | 4 | 4 | - | 3 | 2 | 1 | - | - | - | - | 2 |
| SAINT-GABRIEL V | 15 | 9 | 6 | - | 13 | 7 | 6 | - | - | - | - | 1 |
| SAINT-GABRIEL-DE-BRANDON P | 26 | 11 | 15 | - | 43 | 19 | 24 | - | - | - | - | 9 |
| SAINT-IGNACE-DE-LOYOLA P | 18 | 10 | 8 | - | 17 | 11 | 6 | - | - | - | - | 5 |
| SAINT-NORBERT P | 6 | 2 | 4 | - | 7 | 5 | 2 | - | - | - | - | - |
| SAINTE-ELISABETH P | 11 | 3 | 8 | - | 36 | 11 | 25 | - | - | - | - | 4 |
| SAINTE-GENEVIEVE-DE-BERTHIER P | 6 | 4 | 2 | - | 1 | 1 | - | - | - | - | - | - |

DENIS-RIVERIN

| | | | | | | | | | | | | |
|---|----|----|----|---|-----|----|----|---|---|---|---|----|
| TOTAL | 75 | 34 | 41 | 1 | 127 | 73 | 54 | - | - | - | - | 37 |
| * QUEBEC CSD UNKNOWN | - | - | - | - | - | - | - | - | - | - | - | - |
| CAP-CHAT V | 14 | 9 | 5 | - | 47 | 25 | 22 | - | - | - | - | 3 |
| COULEE-DES-ADOLPHE UNO | - | - | - | - | - | - | - | - | - | - | - | - |
| LA MARTRE M | 2 | 1 | 1 | - | - | - | - | - | - | - | - | 1 |
| MARSOUI VL | 1 | - | 1 | - | 1 | 1 | - | - | - | - | - | 1 |
| MONT-ALBERT UNO | - | - | - | - | - | - | - | - | - | - | - | - |
| MONT-SAINT-PIERRE VL | 2 | - | 2 | - | 2 | 2 | - | - | - | - | - | 1 |
| RIVIERE-A-CLAUDE M | - | - | - | - | 3 | 3 | - | - | - | - | - | - |
| SAINT-MAXIME-DU-MONT-LOUIS M | 9 | 3 | 6 | - | 18 | 6 | 12 | - | - | - | - | 4 |
| SAINTE-ANNE-DES-MONTS - TOURELLE V | 46 | 20 | 26 | 1 | 53 | 34 | 19 | - | - | - | - | 25 |
| SAINTE-MADELEINE-DE-LA-RIVIERE-MADELEIN | 1 | 1 | - | - | 3 | 2 | 1 | - | - | - | - | 2 |

GENERAL SUMMARY OF VITAL STATISTICS, BY PROVINCE, COUNTIES / CENSUS DIVISIONS / DISTRICTS AND URBAN PLACES, CANADA, 2000
 SOMMAIRE STATISTIQUE DE L'ETAT CIVIL, PAR PROVINCE, COMTES / DIVISIONS DE RECENSEMENT / DISTRICTS ET LES CENTRES URBAINS, CANADA, 2000

| COUNTIES / CENSUS DIVISIONS / DISTRICTS AND URBAN PLACES COMTES / DIVISIONS DE RECENSEMENT / DISTRICTS ET LES CENTRES URBAINS | LIVE BIRTHS - NAISSANCES VIVANTES | | | STILL BIRTHS - MORT- NES | DEATHS - DECES | | | INFANT DEATHS - DECES INFANTILES | | | MAR- RIAGES - MA- RIAGES |
|--|---|---------------|--------------|--------------------------------------|----------------------|---------------|--------------|--|--------------|---------------|--------------------------------------|
| | TOTAL | MALE | FEMALE | | TOTAL | MALE | FEMALE | TOTAL | NEONATAL | | POST- NEO- NATAL |
| | | MAS- CULIN | FE- MININ | | | MAS- CULIN | FE- MININ | | < 7 DAYS | 7-27 DAYS | |
| | | | | | | | | | < 7 JOURS | 7-27 JOURS | POST NEO- NATALS |
| QUEBEC | | | | | | | | | | | |
| DESJARDINS | | | | | | | | | | | |
| TOTAL | 445 | 221 | 224 | 1 | 434 | 204 | 230 | 2 | 2 | - | 90 |
| * QUEBEC CSD UNKNOWN | - | - | - | - | - | - | - | - | - | - | - |
| LEVIS V | 326 | 162 | 164 | 1 | 393 | 175 | 218 | 1 | 1 | - | 75 |
| PINTENDRE M | 80 | 42 | 38 | - | 22 | 13 | 9 | 1 | 1 | - | 5 |
| SAINT-HENRI M | 37 | 15 | 22 | - | 18 | 15 | 3 | - | - | - | 10 |
| SAINT-JOSEPH-DE-LA-POINTE-DE-LEVY P | 2 | 2 | - | - | 1 | 1 | - | - | - | - | - |
| DEUX-MONTAGNES (3) | | | | | | | | | | | |
| TOTAL | 853 | 445 | 408 | 1 | 503 | 236 | 267 | 2 | - | 1 | 222 |
| * QUEBEC CSD UNKNOWN | - | - | - | - | - | - | - | - | - | - | - |
| DEUX-MONTAGNES V | 194 | 96 | 98 | - | 104 | 51 | 53 | - | - | - | 44 |
| KANESATAKE R | - | - | - | - | - | - | - | - | - | - | - |
| OKA M | 40 | 22 | 18 | - | 21 | 9 | 12 | - | - | - | 30 |
| POINTE-CALUMET VL | 54 | 24 | 30 | - | 31 | 15 | 16 | - | - | - | 5 |
| SAINT-EUSTACHE V | 400 | 219 | 181 | - | 286 | 130 | 156 | 1 | - | 1 | 105 |
| SAINT-JOSEPH-DU-LAC P | 59 | 31 | 28 | 1 | 12 | 7 | 5 | - | - | - | 12 |
| SAINT-PLACIDE M | 14 | 6 | 8 | - | 8 | 2 | 6 | 1 | - | 1 | 15 |
| SAINTE-MARTHE-SUR-LE-LAC V | 92 | 47 | 45 | - | 41 | 22 | 19 | - | - | - | 11 |
| DRUMMOND | | | | | | | | | | | |
| TOTAL | 945 | 461 | 484 | - | 672 | 353 | 319 | 2 | 1 | - | 296 |
| * QUEBEC CSD UNKNOWN | - | - | - | - | - | - | - | - | - | - | - |
| DRUMMONDVILLE V | 503 | 236 | 267 | - | 481 | 253 | 228 | 2 | 1 | - | 175 |
| DURHAM-SUD M | 11 | 5 | 6 | - | 7 | 6 | 1 | - | - | - | 7 |
| KINGSEY CT | 12 | 3 | 9 | - | 9 | 6 | 3 | - | - | - | 6 |
| L'AVENIR M | 7 | 4 | 3 | - | 8 | 5 | 3 | - | - | - | 5 |
| LEFEBVRE M | 9 | 4 | 5 | - | 3 | 2 | 1 | - | - | - | 2 |
| NOTRE-DAME-DU-BON-CONSEIL P | 6 | 2 | 4 | - | - | - | - | - | - | - | - |
| NOTRE-DAME-DU-BON-CONSEIL VL | 12 | 9 | 3 | - | 42 | 16 | 26 | - | - | - | 8 |
| SAINT-BONAVENTURE M | 8 | 3 | 5 | - | 7 | 5 | 2 | - | - | - | 2 |
| SAINT-CHARLES-DE-DRUMMOND M | 61 | 29 | 32 | - | 11 | 6 | 5 | - | - | - | 9 |
| SAINT-CYRILLE-DE-WENDOVER M | 40 | 22 | 18 | - | 20 | 13 | 7 | - | - | - | 14 |
| SAINT-EDMOND-DE-GRANTHAM P | 7 | 5 | 2 | - | 1 | 1 | - | - | - | - | 1 |
| SAINT-EUGENE M | 17 | 8 | 9 | - | 4 | 1 | 3 | - | - | - | 8 |
| SAINT-GERMAIN-DE-GRANTHAM M | 49 | 25 | 24 | - | 15 | 9 | 6 | - | - | - | 9 |
| SAINT-GUILLAUME M | 11 | 7 | 4 | - | 4 | 2 | 2 | - | - | - | 3 |
| SAINT-JOACHIM-DE-COURVAL P | 6 | 2 | 4 | - | 2 | - | 2 | - | - | - | - |
| SAINT-LUCIEN P | 8 | 4 | 4 | - | 10 | 5 | 5 | - | - | - | 2 |
| SAINT-MAJORIQUE-DE-GRANTHAM P | 14 | 9 | 5 | - | - | - | - | - | - | - | 2 |
| SAINT-NICEPHORE M | 132 | 68 | 64 | - | 37 | 18 | 19 | - | - | - | 30 |
| SAINT-PIE-DE-GUIRE P | 5 | 2 | 3 | - | - | - | - | - | - | - | 1 |
| SAINTE-BRIGITTE-DES-SAULTS P | 8 | 3 | 5 | - | 2 | 1 | 1 | - | - | - | 4 |
| WICKHAM M | 19 | 11 | 8 | - | 9 | 4 | 5 | - | - | - | 8 |
| FRANCHEVILLE | | | | | | | | | | | |
| TOTAL | 1,108 | 568 | 540 | 3 | 1,167 | 602 | 565 | 5 | 2 | - | 395 |
| * QUEBEC CSD UNKNOWN | - | - | - | - | - | - | - | - | - | - | - |
| BATISCAN M | 5 | 3 | 2 | - | 4 | 3 | 1 | - | - | - | - |
| CAP-DE-LA-MADELEINE V | 240 | 116 | 124 | - | 303 | 162 | 141 | - | - | - | 51 |
| CHAMPLAIN M | 7 | 4 | 3 | - | 15 | 9 | 6 | - | - | - | 5 |
| POINTE-DU-LAC M | 78 | 44 | 34 | 1 | 38 | 23 | 15 | 3 | 1 | - | 20 |
| SAINT-ETIENNE-DES-GRES P | 27 | 17 | 10 | - | 15 | 8 | 7 | - | - | - | 15 |
| SAINT-LOUIS-DE-FRANCE V | 61 | 25 | 36 | - | 27 | 14 | 13 | 1 | - | 1 | 8 |
| SAINT-LUC-DE-VINCENNES M | 2 | 2 | - | - | 2 | 2 | - | - | - | - | 1 |
| SAINT-AURICE P | 19 | 10 | 9 | - | 11 | 7 | 4 | - | - | - | 5 |
| SAINT-NARCISSE P | 6 | 2 | 4 | - | 18 | 8 | 10 | - | - | - | 2 |
| SAINT-PROSPER P | 2 | 2 | - | - | 6 | 3 | 3 | - | - | - | 1 |
| SAINT-STANISLAS M | 7 | 3 | 4 | - | 9 | 2 | 7 | - | - | - | 3 |
| SAINTE-ANNE-DE-LA-PERADE M | 13 | 3 | 10 | - | 25 | 12 | 13 | - | - | - | 5 |
| SAINTE-GENEVIEVE-DE-BATISCAN P | 9 | 4 | 5 | - | 2 | 1 | 1 | - | - | - | 2 |
| SAINTE-MARTHE-DU-CAP M | 42 | 21 | 21 | - | 26 | 10 | 16 | - | - | - | 5 |
| TROIS-RIVIERES V | 397 | 208 | 189 | 2 | 533 | 269 | 264 | - | - | - | 253 |
| TROIS-RIVIERES-OUEST V | 193 | 104 | 89 | - | 133 | 69 | 64 | 1 | 1 | - | 19 |
| JOLIETTE | | | | | | | | | | | |
| TOTAL | 432 | 215 | 217 | 4 | 480 | 252 | 228 | 3 | 2 | - | 344 |
| * QUEBEC CSD UNKNOWN | - | - | - | - | - | - | - | - | - | - | - |
| CRABTREE M | 40 | 22 | 18 | 1 | 20 | 10 | 10 | - | - | - | 1 |
| JOLIETTE V | 133 | 72 | 61 | 2 | 203 | 99 | 104 | 1 | - | 1 | 300 |
| NOTRE-DAME-DE-LOURDES P | 17 | 8 | 9 | - | 10 | 5 | 5 | - | - | - | 4 |
| NOTRE-DAME-DES-PRAIRIES M | 41 | 21 | 20 | - | 39 | 25 | 14 | - | - | - | 6 |
| SAINT-AMBROISE-DE-KILDARE P | 34 | 12 | 22 | - | 11 | 8 | 3 | - | - | - | 12 |
| SAINT-CHARLES-BORROME M | 77 | 38 | 39 | - | 131 | 67 | 64 | 1 | 1 | - | 5 |
| SAINT-PAUL M | 40 | 19 | 21 | - | 23 | 14 | 9 | 1 | 1 | - | 7 |

GENERAL SUMMARY OF VITAL STATISTICS, BY PROVINCE, COUNTIES / CENSUS DIVISIONS / DISTRICTS AND URBAN PLACES, CANADA, 2000
 SOMMAIRE STATISTIQUE DE L'ETAT CIVIL, PAR PROVINCE, COMTES / DIVISIONS DE RECENSEMENT / DISTRICTS ET LES CENTRES URBAINS, CANADA, 2000

| COUNTIES / CENSUS DIVISIONS / DISTRICTS AND URBAN PLACES COMTES / DIVISIONS DE RECENSEMENT / DISTRICTS ET LES CENTRES URBAINS | LIVE BIRTHS - NAISSANCES VIVANTES | | | STILL BIRTHS - MORT- NES | DEATHS - DECES | | | INFANT DEATHS - DECES INFANTILES | | | MAR- RIAGES - MA- RIAGES |
|--|---|---------------|--------------|-----------------------------------|----------------------|--------------|-------|--|------------------------|------------------------|--------------------------------------|
| | TOTAL | MALE | FEMALE | TOTAL | MALE | FEMALE | TOTAL | NEONATAL | POST- NEO- NATAL | POST NEO- NATALS | MAR- RIAGES |
| | | MAS- CULIN | FE- MININ | | MAS- CULIN | FE- MININ | | NEONATALS | | | |
| | < 7 DAYS | 7-27 DAYS | | < 7 JOURS | 7-27 JOURS | | | | | | |
| | | | | | | | | | | | |
| QUEBEC | | | | | | | | | | | |
| JOLIETTE | | | | | | | | | | | |
| SAINT-PIERRE VL | 2 | 2 | - | - | - | - | - | - | - | - | - |
| SAINT-THOMAS M | 28 | 12 | 16 | 1 | 28 | 15 | 13 | - | - | - | 7 |
| SAINTE-MELANIE M | 20 | 9 | 11 | - | 15 | 9 | 6 | - | - | - | 2 |
| KAMOURASKA | | | | | | | | | | | |
| TOTAL | 216 | 122 | 94 | - | 187 | 114 | 73 | 4 | 2 | 1 | 35 |
| * QUEBEC CSD UNKNOWN | - | - | - | - | - | - | - | - | - | - | - |
| KAMOURASKA M | 10 | 8 | 2 | - | 8 | 5 | 3 | - | - | - | 2 |
| LA POCATIERE V | 64 | 38 | 26 | - | 40 | 24 | 16 | - | - | - | 4 |
| MONT-CARMEL M | 8 | 4 | 4 | - | 9 | 7 | 2 | - | - | - | - |
| PETIT-LAC-SAINTE-ANNE UNO | - | - | - | - | - | - | - | - | - | - | - |
| PICARD UNO | - | - | - | - | - | - | - | - | - | - | - |
| RIVIERE-QUELLE M | 12 | 8 | 4 | - | 25 | 14 | 11 | 1 | 1 | - | 3 |
| SAINTE-ALEXANDRE P | 22 | 9 | 13 | - | 31 | 17 | 14 | - | - | - | 8 |
| SAINTE-ANDRE M | 10 | 6 | 4 | - | 4 | 2 | 2 | - | - | - | - |
| SAINTE-BRUNO-DE-KAMOURASKA M | 7 | 4 | 3 | - | 4 | 2 | 2 | 1 | - | 1 | 1 |
| SAINTE-DEMIS P | 6 | 3 | 3 | - | 1 | 1 | - | 1 | 1 | - | 4 |
| SAINTE-GABRIEL-LALEMANT M | 9 | 4 | 5 | - | 9 | 7 | 2 | 1 | - | 1 | 3 |
| SAINTE-GERMAIN P | 4 | 2 | 2 | - | 3 | 3 | - | - | - | - | - |
| SAINTE-JOSEPH-DE-KAMOURASKA P | 4 | 3 | 1 | - | 2 | 2 | - | - | - | - | 1 |
| SAINTE-ONESIME-D'IXWORTH P | 4 | 2 | 2 | - | 3 | 1 | 2 | - | - | - | - |
| SAINTE-PACOME M | 13 | 7 | 6 | - | 26 | 12 | 14 | - | - | - | 2 |
| SAINTE-PASCAL V | 24 | 13 | 11 | - | 15 | 11 | 4 | - | - | - | 3 |
| SAINTE-PHILIPPE-DE-NERI P | 9 | 4 | 5 | - | 3 | 2 | 1 | - | - | - | 3 |
| SAINTE-ANNE-DE-LA-POCATIERE P | - | - | - | - | - | - | - | - | - | - | - |
| SAINTE-HELENE P | 10 | 7 | 3 | - | 4 | 4 | - | - | - | - | 1 |
| L'AMIANTE | | | | | | | | | | | |
| TOTAL | 319 | 191 | 128 | 3 | 426 | 235 | 191 | 1 | 1 | - | 134 |
| * QUEBEC CSD UNKNOWN | - | - | - | - | - | - | - | - | - | - | - |
| BEULAC - GARTHBY M | 10 | 6 | 4 | - | 11 | 6 | 5 | - | - | - | - |
| BLACK LAKE V | 32 | 20 | 12 | - | 46 | 20 | 26 | - | - | - | 7 |
| DISRAELI P | 4 | 2 | 2 | - | 1 | - | 1 | - | - | - | - |
| DISRAELI V | 22 | 17 | 5 | - | 37 | 18 | 19 | - | - | - | 15 |
| EAST BROUGHTON M | 20 | 11 | 9 | 1 | 34 | 25 | 9 | - | - | - | 9 |
| IRLANDE M | 3 | 2 | 1 | - | 3 | 3 | - | - | - | - | - |
| KINNEAR'S MILLS M | 2 | 2 | - | - | 1 | 1 | - | - | - | - | - |
| PONTBRIAND M | 6 | 2 | 4 | - | 4 | 2 | 2 | 1 | 1 | - | 3 |
| ROBERTSONVILLE VL | 11 | 8 | 3 | - | 13 | 8 | 5 | - | - | - | - |
| SACRE-COEUR-DE-JESUS P | 1 | 1 | - | - | - | - | - | - | - | - | - |
| SACRE-COEUR-DE-MARIE-PARTIE-SUD P | 8 | 3 | 5 | - | 3 | 3 | - | - | - | - | - |
| SAINTE-ADRIEN-D'IRLANDE M | 1 | 1 | - | - | 4 | 1 | 3 | - | - | - | 3 |
| SAINTE-FORTUNAT M | 4 | 2 | 2 | - | - | - | - | - | - | - | - |
| SAINTE-JACQUES-DE-LEEDS M | 7 | 4 | 3 | - | 3 | 1 | 2 | - | - | - | 2 |
| SAINTE-JACQUES-LE-MAJEUR-DE-WOLFESTOWN | - | - | - | - | 1 | 1 | - | - | - | - | - |
| SAINTE-JEAN-DE-BREBEUF M | 4 | 3 | 1 | - | 1 | - | 1 | - | - | - | 1 |
| SAINTE-JOSEPH-DE-COLERAINIE M | 11 | 10 | 1 | - | 11 | 9 | 2 | - | - | - | 3 |
| SAINTE-JULIEN P | 5 | 2 | 3 | - | - | - | - | - | - | - | - |
| SAINTE-METHODE-DE-FRONTENAC M | 12 | 7 | 5 | - | 18 | 9 | 9 | - | - | - | 3 |
| SAINTE-PIERRE-DE-BROUGHTON M | 5 | 5 | - | - | 5 | 2 | 3 | - | - | - | 2 |
| SAINTE-ANNE-DU-LAC VL | - | - | - | - | - | - | - | - | - | - | - |
| SAINTE-CLOTILDE-DE-BEAUCE M | 8 | 7 | 1 | - | 4 | 3 | 1 | - | - | - | 1 |
| SAINTE-PRAXEDE P | 2 | 1 | 1 | - | - | - | - | - | - | - | - |
| THETFORD MINES V | 127 | 65 | 62 | 2 | 205 | 110 | 95 | - | - | - | 83 |
| THETFORD-PARTIE-SUD CT | 14 | 10 | 4 | - | 21 | 13 | 8 | - | - | - | 2 |
| L'ASSOMPTION | | | | | | | | | | | |
| TOTAL | 868 | 460 | 408 | 3 | 553 | 303 | 250 | 7 | 3 | 2 | 161 |
| * QUEBEC CSD UNKNOWN | - | - | - | - | - | - | - | - | - | - | - |
| CHARLEMAGNE V | 53 | 28 | 25 | - | 37 | 25 | 12 | - | - | - | 7 |
| L'ASSOMPTION V | 145 | 73 | 72 | 1 | 129 | 63 | 66 | 3 | 1 | 2 | 26 |
| L'EPIPHANIE P | 27 | 11 | 16 | - | 7 | 1 | 6 | - | - | - | - |
| L'EPIPHANIE V | 57 | 29 | 28 | - | 27 | 12 | 15 | - | - | - | 12 |
| LE GARDEUR V | 170 | 99 | 71 | - | 70 | 40 | 30 | 2 | - | 2 | 33 |
| REPENTIGNY V | 388 | 206 | 182 | 2 | 267 | 151 | 116 | 2 | 2 | - | 80 |
| SAINTE-SULPICE P | 28 | 14 | 14 | - | 16 | 11 | 5 | - | - | - | 3 |
| L'ERABLE | | | | | | | | | | | |
| TOTAL | 245 | 131 | 114 | - | 180 | 106 | 74 | 1 | 1 | - | 46 |
| * QUEBEC CSD UNKNOWN | - | - | - | - | - | - | - | - | - | - | - |
| INVERNESS M | 14 | 8 | 6 | - | 7 | 5 | 2 | - | - | - | 1 |
| LAURIERVILLE M | 16 | 8 | 8 | - | 13 | 10 | 3 | 1 | 1 | - | 1 |
| LYSTER M | 18 | 11 | 7 | - | 11 | 7 | 4 | - | - | - | 2 |
| NOTRE-DAME-DE-LOURDES P | 7 | 5 | 2 | - | 4 | 2 | 2 | - | - | - | - |

GENERAL SUMMARY OF VITAL STATISTICS, BY PROVINCE, COUNTIES / CENSUS DIVISIONS / DISTRICTS AND URBAN PLACES, CANADA, 2000
 SOMMAIRE STATISTIQUE DE L'ETAT CIVIL, PAR PROVINCE, COMTES / DIVISIONS DE RECENSEMENT / DISTRICTS ET LES CENTRES URBAINS, CANADA, 2000

| COUNTIES / CENSUS DIVISIONS / DISTRICTS AND URBAN PLACES COMTES / DIVISIONS DE RECENSEMENT / DISTRICTS ET LES CENTRES URBAINS | LIVE BIRTHS - NAISSANCES VIVANTES | | | STILL BIRTHS - MORT- NES | DEATHS - DECES | | | INFANT DEATHS - DECES INFANTILES | | | MAR- RIAGES - MA- RIAGES |
|--|---|---------------|--------------|--------------------------------------|----------------------|---------------|--------------|--|----------------------------------|------------------------------------|---|
| | TOTAL | MALE | FEMALE | | TOTAL | MALE | FEMALE | TOTAL | NEONATAL - NEONATALS | | POST- NEO- NATAL - POST NEO- NATALS |
| | | MAS- CULIN | FE- MININ | | | MAS- CULIN | FE- MININ | | < 7 DAYS - < 7 JOURS | 7-27 DAYS - 7-27 JOURS | |
| | | | | | | | | | | | |
| QUEBEC | | | | | | | | | | | |
| L'ERABLE | | | | | | | | | | | |
| PLESSISVILLE P | 27 | 12 | 15 | - | 1 | 1 | - | - | - | - | 14 |
| PLESSISVILLE V | 49 | 28 | 21 | - | 74 | 46 | 28 | - | - | - | 9 |
| PRINCEVILLE V | 74 | 42 | 32 | - | 30 | 14 | 16 | - | - | - | 8 |
| SAINT-FERDINAND M | 22 | 9 | 13 | - | 34 | 17 | 17 | - | - | - | 4 |
| SAINT-PIERRE-BAPTISTE P | 5 | 1 | 4 | - | 2 | 2 | - | - | - | - | 2 |
| SAINTE-SOPHIE-D'HALIFAX M | 9 | 5 | 4 | - | 2 | 1 | 1 | - | - | - | 2 |
| VILLEROY M | 4 | 2 | 2 | - | 2 | 1 | 1 | - | - | - | 3 |
| L'ILE-D'ORLEANS | | | | | | | | | | | |
| TOTAL | 64 | 33 | 31 | 1 | 50 | 32 | 18 | - | - | - | 40 |
| * QUEBEC CSD UNKNOWN | - | - | - | - | - | - | - | - | - | - | - |
| SAINT-FRANCOIS P | 6 | 4 | 2 | - | 7 | 6 | 1 | - | - | - | 1 |
| SAINT-JEAN P | 9 | 5 | 4 | - | 4 | 3 | 1 | - | - | - | 7 |
| SAINT-LAURENT P | 11 | 4 | 7 | 1 | 7 | 7 | - | - | - | - | 10 |
| SAINT-PIERRE P | 18 | 10 | 8 | - | 23 | 10 | 13 | - | - | - | 11 |
| SAINTE-FAMILLE P | 10 | 6 | 4 | - | 7 | 4 | 3 | - | - | - | 7 |
| SAINTE-PETRONILLE VL | 10 | 4 | 6 | - | 2 | 2 | - | - | - | - | 4 |
| L'ISLET | | | | | | | | | | | |
| TOTAL | 178 | 89 | 89 | 1 | 181 | 107 | 74 | 2 | - | 1 | 44 |
| * QUEBEC CSD UNKNOWN | - | - | - | - | - | - | - | - | - | - | - |
| L'ISLET-SUR-MER - SAINT-EUGENE - L'ISLE | 29 | 12 | 17 | - | 46 | 26 | 20 | - | - | - | 8 |
| SAINT-ADALBERT M | 3 | 1 | 2 | - | 6 | 3 | 3 | - | - | - | 2 |
| SAINT-AUBERT M | 8 | 3 | 5 | - | 6 | 5 | 1 | - | - | - | 4 |
| SAINT-CYRILLE-DE-LESSARD P | 7 | 7 | - | - | 7 | 6 | 1 | - | - | - | - |
| SAINT-DAMASE-DE-L'ISLET M | 3 | 1 | 2 | - | 2 | 1 | 1 | - | - | - | 2 |
| SAINT-JEAN-PORT-JOLI M | 37 | 18 | 19 | - | 28 | 17 | 11 | 1 | - | 1 | 8 |
| SAINT-MARCEL M | 5 | 2 | 3 | - | 4 | 3 | 1 | - | - | - | 2 |
| SAINT-OMER M | 6 | 2 | 4 | - | 2 | 1 | 1 | - | - | - | - |
| SAINT-PAMPHILE V | 33 | 19 | 14 | - | 13 | 10 | 3 | 1 | - | - | 5 |
| SAINT-ROCH-DES-AULNAIES P | 11 | 6 | 5 | - | 15 | 9 | 6 | - | - | - | 6 |
| SAINTE-FELICITE M | 2 | 1 | 1 | - | 1 | - | 1 | - | - | - | 1 |
| SAINTE-LOUISE P | 10 | 6 | 4 | - | 8 | 7 | 1 | - | - | - | 1 |
| SAINTE-PERPETUE M | 15 | 9 | 6 | - | 32 | 11 | 21 | - | - | - | 3 |
| TOURVILLE M | 9 | 2 | 7 | 1 | 11 | 8 | 3 | - | - | - | 2 |
| LA COTE-DE-BEAUPRE | | | | | | | | | | | |
| TOTAL | 157 | 81 | 76 | - | 181 | 86 | 95 | - | - | - | 65 |
| * QUEBEC CSD UNKNOWN | - | - | - | - | - | - | - | - | - | - | - |
| BEAUPRE V | 14 | 5 | 9 | - | 24 | 12 | 12 | - | - | - | 5 |
| BOISCHATEL M | 41 | 20 | 21 | - | 20 | 9 | 11 | - | - | - | 7 |
| CHATEAU-RICHER V | 24 | 19 | 5 | - | 37 | 20 | 17 | - | - | - | 9 |
| L'ANGE-GARDIEN P | 17 | 9 | 8 | - | 15 | 7 | 8 | - | - | - | 12 |
| LAC-JACQUES-CARTIER UNO | - | - | - | - | - | - | - | - | - | - | - |
| SAINT-FERREOL-LES-NEIGES M | 19 | 10 | 9 | - | 10 | 3 | 7 | - | - | - | 2 |
| SAINT-JOACHIM P | 12 | 4 | 8 | - | 10 | 5 | 5 | - | - | - | 8 |
| SAINT-LOUIS-DE-GONZAGUE-DU-CAP-TOURMENT | - | - | - | - | - | - | - | - | - | - | - |
| SAINT-TITE-DES-CAPS M | 16 | 6 | 10 | - | 24 | 12 | 12 | - | - | - | 2 |
| SAINTE-ANNE-DE-BEAUPRE V | 14 | 8 | 6 | - | 41 | 18 | 23 | - | - | - | 20 |
| SAULT-AU-COCHON UNO | - | - | - | - | - | - | - | - | - | - | - |
| LA COTE-DE-GASPE | | | | | | | | | | | |
| TOTAL | 136 | 68 | 68 | 1 | 149 | 92 | 57 | 2 | - | - | 30 |
| * QUEBEC CSD UNKNOWN | - | - | - | - | - | - | - | - | - | - | - |
| CLORIDORME CT | 4 | 3 | 1 | - | 8 | 5 | 3 | - | - | - | 1 |
| COLLINES-DU-BASQUE UNO | - | - | - | - | - | - | - | - | - | - | - |
| GASPE V | 118 | 58 | 60 | - | 119 | 73 | 46 | 2 | - | - | 27 |
| GRANDE-VALLEE P | 10 | 5 | 5 | 1 | 12 | 6 | 6 | - | - | - | 2 |
| MURDOCHVILLE V | 3 | 1 | 2 | - | 8 | 6 | 2 | - | - | - | - |
| PETITE-VALLEE M | 1 | 1 | - | - | 2 | 2 | - | - | - | - | - |
| RIVIERE-SAINT-JEAN UNO | - | - | - | - | - | - | - | - | - | - | - |
| LA HAUTE-COTE-NORD | | | | | | | | | | | |
| TOTAL | 104 | 60 | 44 | - | 88 | 56 | 32 | 2 | 1 | - | 42 |
| * QUEBEC CSD UNKNOWN | - | - | - | - | - | - | - | - | - | - | - |
| COLOMBIER M | 7 | 5 | 2 | - | 3 | 3 | - | - | - | - | 3 |
| FORESTVILLE V | 34 | 20 | 14 | - | 28 | 18 | 10 | - | - | - | 17 |
| LAC-AU-BROCHET UNO | - | - | - | - | - | - | - | - | - | - | - |
| LES BERGERONNES M | 3 | 3 | - | - | 13 | 8 | 5 | - | - | - | 2 |
| LES ESCOUMINS M | 20 | 12 | 8 | - | 15 | 8 | 7 | 2 | 1 | - | 5 |
| LES ESCOUMINS R | - | - | - | - | - | - | - | - | - | - | - |
| SACRE-COEUR M | 23 | 12 | 11 | - | 11 | 10 | 1 | - | - | - | 4 |
| SAINT-PAUL-DU-NORD - SAULT-AU-MOUTON M | 10 | 4 | 6 | - | 7 | 3 | 4 | - | - | - | 3 |
| SAINTE-ANNE-DE-PORTNEUF M | 3 | 1 | 2 | - | 7 | 4 | 3 | - | - | - | 2 |

GENERAL SUMMARY OF VITAL STATISTICS, BY PROVINCE, COUNTIES / CENSUS DIVISIONS / DISTRICTS AND URBAN PLACES, CANADA, 2000
 SOMMAIRE STATISTIQUE DE L'ETAT CIVIL, PAR PROVINCE, COMTES / DIVISIONS DE RECENSEMENT / DISTRICTS ET LES CENTRES URBAINS, CANADA, 2000

| COUNTRIES / CENSUS DIVISIONS / DISTRICTS AND URBAN PLACES COMTES / DIVISIONS DE RECENSEMENT / DISTRICTS ET LES CENTRES URBAINS | LIVE BIRTHS - NAISSANCES VIVANTES | | | STILL BIRTHS - MORT- NES | DEATHS - DECES | | | INFANT DEATHS - DECES INFANTILES | | | MAR- RIAGES - MA- RIAGES |
|---|---|---------------|--------------|--------------------------------------|----------------------|---------------|--------------|--|---------------|------------------------|--------------------------------------|
| | TOTAL | MALE | FEMALE | | TOTAL | MALE | FEMALE | TOTAL | NEONATAL | POST- NEO- NATAL | |
| | | MAS- CULIN | FE- MININ | | | MAS- CULIN | FE- MININ | | NEONATAL | POST- NEO- NATAL | |
| | | | | | | | | | < 7 DAYS | 7-27 DAYS | POST- NEO- NATALS |
| | | | | | | | | < 7 JOURS | 7-27 JOURS | | |
| QUEBEC | | | | | | | | | | | |
| LA HAUTE-COTE-NORD | | | | | | | | | | | |
| TADOUSSAC VL | 4 | 3 | 1 | - | 4 | 2 | 2 | - | - | - | 6 |
| LA HAUTE-YAMASKA | | | | | | | | | | | |
| TOTAL | 804 | 419 | 385 | 8 | 604 | 329 | 275 | 2 | 1 | - | 334 |
| * QUEBEC CSD UNKNOWN | - | - | - | - | - | - | - | - | - | - | - |
| BROMONT V | 56 | 26 | 30 | - | 17 | 13 | 4 | - | - | - | 36 |
| GRANBY CT | 59 | 29 | 30 | - | 11 | 4 | 7 | - | - | - | 6 |
| GRANBY V | 484 | 253 | 231 | 6 | 455 | 246 | 209 | 1 | - | 1 | 242 |
| ROXTON POND M | 47 | 24 | 23 | - | 17 | 11 | 6 | - | - | - | 17 |
| SAINT-ALPHONSE P | 24 | 14 | 10 | 1 | 6 | 3 | 3 | - | - | - | 8 |
| SAINT-JOACHIM-DE-SHEFFORD P | 6 | 4 | 2 | - | 1 | 1 | - | - | - | - | 3 |
| SAINTE-CECILE-DE-MILTON CT | 29 | 16 | 13 | - | 7 | 6 | 1 | - | - | - | 7 |
| SHEFFORD CT | 29 | 19 | 10 | - | 6 | 4 | 2 | - | - | - | 2 |
| WARDEN VL | 4 | 3 | 1 | - | 5 | 3 | 2 | - | - | - | 2 |
| WATERLOO V | 66 | 31 | 35 | 1 | 79 | 38 | 41 | 1 | 1 | - | 11 |
| LA JACQUES-CARTIER | | | | | | | | | | | |
| TOTAL | 339 | 176 | 163 | 2 | 80 | 44 | 36 | 2 | 2 | - | 85 |
| * QUEBEC CSD UNKNOWN | - | - | - | - | - | - | - | - | - | - | - |
| FOSSAMBAULT-SUR-LE-LAC V | 8 | 3 | 5 | - | 4 | 3 | 1 | - | - | - | 2 |
| LAC-BEAUPORT M | 82 | 39 | 43 | 2 | 11 | 5 | 6 | - | - | - | 15 |
| LAC-CROCHE UNO | - | - | - | - | - | - | - | - | - | - | - |
| LAC-DELAGE V | 8 | 3 | 5 | - | 2 | - | 2 | - | - | - | - |
| LAC-SAINT-JOSEPH V | - | - | - | - | 1 | - | 1 | - | - | - | - |
| SAINT-GABRIEL-DE-VALCARTIER M | 69 | 41 | 28 | - | 8 | 4 | 4 | 1 | 1 | - | 25 |
| SAINTE-BRIGITTE-DE-LAVAL M | 30 | 10 | 20 | - | 11 | 7 | 4 | - | - | - | 4 |
| SAINTE-CATHERINE-DE-LA-JACQUES-CARTIER | 58 | 38 | 20 | - | 20 | 11 | 9 | 1 | 1 | - | 16 |
| SHANNON M | 22 | 12 | 10 | - | 8 | 5 | 3 | - | - | - | 1 |
| STONEHAM-ET-TEMKESBURY CU | 62 | 30 | 32 | - | 15 | 9 | 6 | - | - | - | 22 |
| LA MATAPEDIA | | | | | | | | | | | |
| TOTAL | 159 | 70 | 89 | - | 141 | 83 | 58 | 1 | 1 | - | 58 |
| * QUEBEC CSD UNKNOWN | - | - | - | - | - | - | - | - | - | - | - |
| AMQUI V | 54 | 23 | 31 | - | 38 | 24 | 14 | 1 | 1 | - | 28 |
| CAUSAPSCAL V | 18 | 8 | 10 | - | 15 | 10 | 5 | - | - | - | 4 |
| LAC-ALFRED UNO | - | - | - | - | - | - | - | - | - | - | - |
| LAC-AU-SAUMON M | 6 | 3 | 3 | - | 28 | 10 | 18 | - | - | - | 1 |
| LAC-CASAUULT UNO | - | - | - | - | - | - | - | - | - | - | - |
| LAC-MATAPEDIA UNO | - | - | - | - | - | - | - | - | - | - | - |
| RIVIERE-PATAPEDIA-EST UNO | - | - | - | - | - | - | - | - | - | - | - |
| RIVIERE-VASEUSE UNO | - | - | - | - | - | - | - | - | - | - | - |
| ROUTHIERVILLE UNO | - | - | - | - | - | - | - | - | - | - | - |
| RUISSEAU-DES-MINEURS UNO | - | - | - | - | - | - | - | - | - | - | - |
| SAINT-ALEXANDRE-DES-LACS P | 1 | - | 1 | - | - | - | - | - | - | - | - |
| SAINT-CLEOPHAS P | 7 | 1 | 6 | - | 2 | - | 2 | - | - | - | 1 |
| SAINT-DAMASE P | 5 | 3 | 2 | - | 6 | 4 | 2 | - | - | - | 2 |
| SAINT-LEON-LE-GRAND P | 12 | 6 | 6 | - | 3 | 2 | 1 | - | - | - | 1 |
| SAINT-MOISE P | 3 | 1 | 2 | - | 7 | 4 | 3 | - | - | - | 5 |
| SAINT-NOEL VL | 2 | 1 | 1 | - | 4 | 2 | 2 | - | - | - | 1 |
| SAINT-RAPHAEL-D'ALBERTVILLE P | 1 | 1 | - | - | - | - | - | - | - | - | - |
| SAINT-THARCISIUS P | 4 | 3 | 1 | - | 4 | 3 | 1 | - | - | - | - |
| SAINT-VIANNEY M | 8 | 2 | 6 | - | 2 | 2 | - | - | - | - | - |
| SAINT-ZENON-DU-LAC-HUMQUI P | 4 | 2 | 2 | - | 4 | 2 | 2 | - | - | - | 1 |
| SAINTE-FLORENCE M | 5 | 2 | 3 | - | 1 | - | 1 | - | - | - | 1 |
| SAINTE-IRENE P | 2 | - | 2 | - | 1 | 1 | - | - | - | - | 3 |
| SAINTE-MARGUERITE M | 4 | 3 | 1 | - | 2 | 2 | - | - | - | - | 1 |
| SAYABEC M | 18 | 8 | 10 | - | 18 | 13 | 5 | - | - | - | 7 |
| VAL-BRILLANT M | 5 | 3 | 2 | - | 6 | 4 | 2 | - | - | - | 2 |
| LA MITIS | | | | | | | | | | | |
| TOTAL | 172 | 90 | 82 | 1 | 185 | 97 | 88 | 1 | 1 | - | 45 |
| * QUEBEC CSD UNKNOWN | - | - | - | - | - | - | - | - | - | - | - |
| GRAND-METIS M | 5 | 2 | 3 | - | 3 | 1 | 2 | - | - | - | 6 |
| LA REDEMPTION P | 8 | 5 | 3 | - | 4 | 2 | 2 | - | - | - | - |
| LAC-A-LA-CROIX UNO | 1 | 1 | - | - | - | - | - | - | - | - | - |
| LAC-DES-EAUX-MORTES UNO | - | - | - | - | - | - | - | - | - | - | - |
| LES BOULES M | 1 | - | 1 | - | 3 | 2 | 1 | - | - | - | 3 |
| LES HAUTEURS M | 4 | 2 | 2 | - | 5 | 3 | 2 | - | - | - | - |
| LUCEVILLE VL | 15 | 9 | 6 | - | 14 | 8 | 6 | - | - | - | 3 |
| METIS-SUR-MER VL | 2 | 1 | 1 | - | 2 | 1 | 1 | - | - | - | 1 |
| MONT-JOLI V | 47 | 23 | 24 | 1 | 76 | 37 | 39 | 1 | 1 | - | 13 |
| PADOUE M | 1 | 1 | - | - | - | - | - | - | - | - | - |
| PRICE VL | 17 | 8 | 9 | - | 18 | 9 | 9 | - | - | - | 1 |
| SAINT-CHARLES-GARNIER P | 1 | 1 | - | - | 2 | 1 | 1 | - | - | - | 1 |

GENERAL SUMMARY OF VITAL STATISTICS, BY PROVINCE, COUNTIES / CENSUS DIVISIONS / DISTRICTS AND URBAN PLACES, CANADA, 2000
 SOMMAIRE STATISTIQUE DE L'ETAT CIVIL, PAR PROVINCE, COMTES / DIVISIONS DE RECENSEMENT / DISTRICTS ET LES CENTRES URBAINS, CANADA, 2000

| COUNTIES / CENSUS DIVISIONS / DISTRICTS AND URBAN PLACES COMTES / DIVISIONS DE RECENSEMENT / DISTRICTS ET LES CENTRES URBAINS | LIVE BIRTHS - NAISSANCES VIVANTES | | | STILL BIRTHS - MORT- NES | DEATHS - DECES | | | INFANT DEATHS - DECES INFANTILES | | | MAR- RIAGES - MA- RIAGES | |
|--|---|---------------|--------------|--------------------------------------|----------------------|---------------|--------------|--|----------------------------------|------------------------------------|---|-----|
| | TOTAL | MALE | FEMALE | | TOTAL | MALE | FEMALE | TOTAL | NEONATAL - NEONATALS | | POST- NEO- NATAL - POST NEO- NATALS | |
| | | MAS- CULIN | FE- MININ | | | MAS- CULIN | FE- MININ | | < 7 DAYS - < 7 JOURS | 7-27 DAYS - 7-27 JOURS | | |
| | QUEBEC | | | | | | | | | | | |
| LA MITIS | | | | | | | | | | | | |
| SAINT-DONAT P | 6 | 4 | 2 | - | 6 | 3 | 3 | - | - | - | - | 1 |
| SAINT-GABRIEL M | 14 | 7 | 7 | - | 13 | 6 | 7 | - | - | - | - | 6 |
| SAINT-JEAN-BAPTISTE M | 2 | 1 | 1 | - | - | - | - | - | - | - | - | - |
| SAINT-JOSEPH-DE-LEPAGE P | 1 | 1 | - | - | 6 | 3 | 3 | - | - | - | - | - |
| SAINT-OCTAVE-DE-METIS P | 2 | 1 | 1 | - | 4 | 3 | 1 | - | - | - | - | 2 |
| SAINTE-ANGELE-DE-MERICI M | 16 | 9 | 7 | - | 10 | 6 | 4 | - | - | - | - | - |
| SAINTE-FLAVIE P | 11 | 5 | 6 | - | 7 | 5 | 2 | - | - | - | - | 3 |
| SAINTE-JEANNE-D'ARC P | 2 | - | 2 | - | 3 | 1 | 2 | - | - | - | - | - |
| SAINTE-LUCE P | 16 | 9 | 7 | - | 9 | 6 | 3 | - | - | - | - | 5 |
| LA NOUVELLE-BEAUCE | | | | | | | | | | | | |
| TOTAL | 279 | 142 | 137 | 3 | 166 | 92 | 74 | 1 | - | - | 1 | 58 |
| * QUEBEC CSD UNKNOWN | - | - | - | - | - | - | - | - | - | - | - | - |
| SAINT-BERNARD M | 26 | 11 | 15 | - | 10 | 7 | 3 | - | - | - | - | 6 |
| SAINT-EDOUARD-DE-FRAMPTON P | 10 | 4 | 6 | - | 9 | 7 | 2 | - | - | - | - | 2 |
| SAINT-ELZEAR M | 23 | 11 | 12 | 2 | 6 | 4 | 2 | - | - | - | - | 3 |
| SAINT-ISIDORE M | 30 | 13 | 17 | - | 26 | 13 | 13 | - | - | - | - | 3 |
| SAINTE-HENEDINE P | 8 | 4 | 4 | - | 22 | 12 | 10 | - | - | - | - | 1 |
| SAINTE-MARGUERITE P | 11 | 4 | 7 | - | 9 | 6 | 3 | - | - | - | - | 1 |
| SAINTE-MARIE V | 121 | 72 | 49 | 1 | 56 | 28 | 28 | 1 | - | - | 1 | 37 |
| SAINTS-ANGES P | 10 | 7 | 3 | - | 2 | 2 | - | - | - | - | - | 1 |
| SCOTT M | 25 | 8 | 17 | - | 12 | 5 | 7 | - | - | - | - | 1 |
| VALLEE-JONCTION M | 15 | 8 | 7 | - | 14 | 8 | 6 | - | - | - | - | 3 |
| LA RIVIERE-DU-NORD | | | | | | | | | | | | |
| TOTAL | 894 | 491 | 403 | 5 | 636 | 351 | 285 | 7 | 3 | 2 | 2 | 552 |
| * QUEBEC CSD UNKNOWN | - | - | - | - | - | - | - | - | - | - | - | - |
| BELLEFEUILLE P | 132 | 78 | 54 | 3 | 39 | 27 | 12 | 1 | - | - | 1 | 7 |
| LAFONTAINE VL | 85 | 47 | 38 | - | 52 | 30 | 22 | 1 | 1 | - | - | 2 |
| PREVOST M | 109 | 61 | 48 | - | 38 | 19 | 19 | - | - | - | - | 11 |
| SAINT-ANTOINE V | 104 | 62 | 42 | - | 65 | 38 | 27 | - | - | - | - | 29 |
| SAINT-COLOMBAN P | 119 | 71 | 48 | - | 27 | 13 | 14 | 1 | - | - | 1 | 12 |
| SAINT-HIPPOLYTE P | 50 | 26 | 24 | - | 31 | 18 | 13 | - | - | - | - | 33 |
| SAINT-JEROME V | 200 | 98 | 102 | 2 | 335 | 177 | 158 | 4 | 2 | 2 | - | 445 |
| SAINTE-SOPHIE M | 95 | 48 | 47 | - | 49 | 29 | 20 | - | - | - | - | 13 |
| LA VALLEE-DE-LA-GATINEAU (3) | | | | | | | | | | | | |
| TOTAL | 191 | 95 | 96 | - | 192 | 116 | 76 | 1 | - | 1 | - | 67 |
| * QUEBEC CSD UNKNOWN | - | - | - | - | - | - | - | - | - | - | - | - |
| AUMOND CT | 3 | 2 | 1 | - | 4 | 2 | 2 | - | - | - | - | 2 |
| BLUE SEA M | 5 | 1 | 4 | - | 4 | 3 | 1 | - | - | - | - | 1 |
| BOIS-FRANC M | 6 | 4 | 2 | - | 1 | - | 1 | - | - | - | - | - |
| BOUCHETTE M | 4 | 1 | 3 | - | 12 | 7 | 5 | - | - | - | - | 4 |
| CASCADES-MALIGNES UNO | - | - | - | - | - | - | - | - | - | - | - | - |
| CAYAMANT M | 4 | 4 | - | - | 8 | 5 | 3 | - | - | - | - | 1 |
| DELEAGE M | 12 | 7 | 5 | - | 5 | 3 | 2 | - | - | - | - | - |
| DENHOLM CT | 2 | - | 2 | - | 4 | 4 | - | - | - | - | - | 1 |
| DEPOT-ECHOUANI UNO | - | - | - | - | - | - | - | - | - | - | - | - |
| EGAN-SUD M | 8 | 4 | 4 | - | 1 | 1 | - | - | - | - | - | - |
| GRACEFIELD VL | 16 | 5 | 11 | - | 20 | 14 | 6 | - | - | - | - | 3 |
| GRAND-REMOUS CT | 10 | 6 | 4 | - | 9 | 5 | 4 | - | - | - | - | 1 |
| KAZABAZUA M | 6 | 2 | 4 | - | 8 | 6 | 2 | - | - | - | - | - |
| KITIGAN ZIBI R | 1 | 1 | - | - | - | - | - | - | - | - | - | - |
| LAC-LENOTRE UNO | - | - | - | - | - | - | - | - | - | - | - | - |
| LAC-MOSELLE UNO | - | - | - | - | - | - | - | - | - | - | - | - |
| LAC-PYTHONGA UNO | 1 | 1 | - | - | 1 | - | 1 | - | - | - | - | - |
| LAC-RAPIDE R | 12 | 2 | 10 | - | 2 | 1 | 1 | 1 | - | 1 | - | 1 |
| LAC-SAINTE-MARIE M | 5 | 2 | 3 | - | 4 | - | 4 | - | - | - | - | 2 |
| LOW CT | 4 | 3 | 1 | - | 7 | 5 | 2 | - | - | - | - | 3 |
| LYTTON CT | 1 | - | 1 | - | 1 | 1 | - | - | - | - | - | - |
| MANIMAKI V | 64 | 35 | 29 | - | 86 | 50 | 36 | - | - | - | - | 38 |
| MESSINES M | 19 | 8 | 11 | - | 9 | 5 | 4 | - | - | - | - | 6 |
| MONTCEF M | 5 | 4 | 1 | - | 2 | 2 | - | - | - | - | - | 2 |
| NORTHFIELD M | 1 | 1 | - | - | - | - | - | - | - | - | - | - |
| SAINTE-THERESE-DE-LA-GATINEAU M | 1 | 1 | - | - | 4 | 2 | 2 | - | - | - | - | 2 |
| WRIGHT CT | 1 | 1 | - | - | - | - | - | - | - | - | - | - |
| LA VALLEE-DU-RICHELIEU | | | | | | | | | | | | |
| TOTAL | 1,115 | 571 | 544 | 3 | 623 | 312 | 311 | 5 | 1 | 2 | 2 | 478 |
| * QUEBEC CSD UNKNOWN | - | - | - | - | - | - | - | - | - | - | - | - |
| BELOEIL V | 140 | 73 | 67 | 2 | 134 | 63 | 71 | - | - | - | - | 66 |
| CARIGNAN V | 54 | 32 | 22 | - | 19 | 10 | 9 | - | - | - | - | 13 |
| CHAMBLY V | 229 | 112 | 117 | - | 111 | 55 | 56 | 3 | 1 | 2 | - | 53 |
| MCMASTERVILLE M | 49 | 25 | 24 | - | 18 | 12 | 6 | 1 | - | - | 1 | 6 |

GENERAL SUMMARY OF VITAL STATISTICS, BY PROVINCE, COUNTIES / CENSUS DIVISIONS / DISTRICTS AND URBAN PLACES, CANADA, 2000
 SOMMAIRE STATISTIQUE DE L'ETAT CIVIL, PAR PROVINCE, COMTES / DIVISIONS DE RECENSEMENT / DISTRICTS ET LES CENTRES URBAINS, CANADA, 2000

| COUNTIES / CENSUS DIVISIONS / DISTRICTS AND URBAN PLACES COMTES / DIVISIONS DE RECENSEMENT / DISTRICTS ET LES CENTRES URBAINS | LIVE BIRTHS - NAISSANCES VIVANTES | | | STILL BIRTHS - MORT- NES | DEATHS - DECES | | | INFANT DEATHS - DECES INFANTILES | | | MAR- RIAGES - MA- RIAGES |
|--|---|----------------------------------|------------------------------------|-----------------------------------|----------------------------|-----------------------------|-------|--|---|-------|--------------------------------------|
| | TOTAL | MALE - MAS- CULIN | FEMALE - FE- MININ | TOTAL | MALE - MAS- CULIN | FEMALE - FE- MININ | TOTAL | NEONATAL - NEONATALS | POST- NEO- NATAL - POST NEO- NATALS | TOTAL | MAR- RIAGES |
| | | < 7 DAYS - < 7 JOURS | 7-27 DAYS - 7-27 JOURS | | POST NEO- NATALS | | | | | | |
| QUEBEC | | | | | | | | | | | |
| LA VALLEE-DU-RICHELIEU | | | | | | | | | | | |
| MONT-SAINT-HILAIRE V | 99 | 57 | 42 | - | 81 | 46 | 35 | - | - | - | 87 |
| OTTERBURN PARK V | 108 | 58 | 50 | - | 24 | 14 | 10 | 1 | - | - | 14 |
| SAINT-ANTOINE-SUR-RICHELIEU M | 14 | 8 | 6 | - | 20 | 9 | 11 | - | - | - | 75 |
| SAINT-BASILE-LE-GRAND V | 134 | 59 | 75 | 1 | 27 | 15 | 12 | - | - | - | 26 |
| SAINT-BRUNO-DE-MONTARVILLE V | 180 | 93 | 87 | - | 131 | 52 | 79 | - | - | - | 54 |
| SAINT-CHARLES-SUR-RICHELIEU M | 16 | 7 | 9 | - | 7 | 4 | 3 | - | - | - | 4 |
| SAINT-DENIS-SUR-RICHELIEU M | 26 | 16 | 10 | - | 24 | 15 | 9 | - | - | - | 13 |
| SAINT-JEAN-BAPTISTE P | 21 | 6 | 15 | - | 13 | 8 | 5 | - | - | - | 4 |
| SAINT-MARC-SUR-RICHELIEU M | 20 | 14 | 6 | - | 11 | 7 | 4 | - | - | - | 63 |
| SAINT-MATHIEU-DE-BELOEIL M | 25 | 11 | 14 | - | 3 | 2 | 1 | - | - | - | - |
| LAC-SAINT-JEAN-EST | | | | | | | | | | | |
| TOTAL | 437 | 226 | 211 | 1 | 344 | 202 | 142 | 1 | 1 | - | 179 |
| * QUEBEC CSD UNKNOWN | - | - | - | - | - | - | - | - | - | - | - |
| ALMA V | 215 | 108 | 107 | 1 | 149 | 90 | 59 | - | - | - | 114 |
| BELLE-RIVIERE UNO. | - | - | - | - | - | - | - | - | - | - | - |
| DELISLE M | 49 | 29 | 20 | - | 29 | 11 | 18 | - | - | - | 11 |
| DESBIEVS V | 9 | 5 | 4 | - | 9 | 6 | 3 | - | - | - | 5 |
| HEBERTVILLE M | 17 | 7 | 10 | - | 21 | 7 | 14 | - | - | - | 6 |
| HEBERTVILLE-STATION VL | 10 | 5 | 5 | - | 5 | 3 | 2 | - | - | - | 1 |
| L'ASCENSION-DE-MOTRE-SEIGNEUR P | 24 | 9 | 15 | - | 17 | 9 | 8 | - | - | - | 2 |
| LABRECQUE M | 10 | 8 | 2 | - | 5 | 3 | 2 | - | - | - | 3 |
| LAC-ACHOUAKAN UNO | - | - | - | - | - | - | - | - | - | - | - |
| LAC-MONCOUCHE UNO | - | - | - | - | - | - | - | - | - | - | - |
| LAMARCHE M | 6 | 5 | 1 | - | 3 | 1 | 2 | - | - | - | 1 |
| METABETCHOUAN-LAC-A-LA-CROIX V | 27 | 13 | 14 | - | 62 | 38 | 24 | - | - | - | 18 |
| MONT-APICA UNO | - | - | - | - | - | - | - | - | - | - | - |
| SAINT-BRUNO M | 14 | 9 | 5 | - | 5 | 3 | 2 | - | - | - | 5 |
| SAINT-GEDEON M | 15 | 7 | 8 | - | 13 | 11 | 2 | - | - | - | 5 |
| SAINT-HENRI-DE-TAILLON M | 11 | 3 | 8 | - | 1 | 1 | - | - | - | - | 2 |
| SAINT-LUDGER-DE-MILOT M | 11 | 5 | 6 | - | 7 | 4 | 3 | 1 | 1 | - | 1 |
| SAINT-MAZAIRE M | 10 | 5 | 5 | - | 16 | 14 | 2 | - | - | - | 2 |
| SAINTE-MONIQUE M | 9 | 8 | 1 | - | 2 | 1 | 1 | - | - | - | 3 |
| LAJEMMERAIS | | | | | | | | | | | |
| TOTAL | 1,071 | 546 | 525 | 2 | 407 | 217 | 190 | 5 | 3 | 1 | 223 |
| * QUEBEC CSD UNKNOWN | - | - | - | - | - | - | - | - | - | - | - |
| BOUCHERVILLE V | 299 | 139 | 160 | 2 | 160 | 75 | 85 | - | - | - | 77 |
| CALIXA-LAVALLEE P | 6 | 3 | 3 | - | 3 | - | 3 | - | - | - | 13 |
| CONTRECOEUR M | 48 | 26 | 22 | - | 42 | 20 | 22 | - | - | - | 12 |
| SAINT-AMABLE M | 94 | 49 | 45 | - | 24 | 14 | 10 | 2 | 1 | 1 | 20 |
| SAINTE-JULIE V | 351 | 196 | 155 | - | 61 | 40 | 21 | 2 | 2 | - | 33 |
| VARENNES V | 231 | 106 | 125 | - | 95 | 52 | 43 | 1 | - | - | 61 |
| VERCHERES M | 42 | 27 | 15 | - | 22 | 16 | 6 | - | - | - | 7 |
| LAVAL | | | | | | | | | | | |
| TOTAL | 3,367 | 1,698 | 1,669 | 14 | 2,144 | 1,082 | 1,062 | 15 | 11 | 3 | 1,178 |
| * QUEBEC CSD UNKNOWN | - | - | - | - | - | - | - | - | - | - | - |
| LAVAL V | 3,367 | 1,698 | 1,669 | 14 | 2,144 | 1,082 | 1,062 | 15 | 11 | 3 | 1,178 |
| LE BAS-RICHELIEU | | | | | | | | | | | |
| TOTAL | 370 | 184 | 186 | 2 | 456 | 230 | 226 | 3 | 3 | - | 145 |
| * QUEBEC CSD UNKNOWN | - | - | - | - | - | - | - | - | - | - | - |
| MASSUEVILLE VL | 6 | 3 | 3 | - | 4 | 3 | 1 | - | - | - | - |
| SAINT-AIME P | 13 | 5 | 8 | - | 6 | 6 | - | - | - | - | 1 |
| SAINT-DAVID P | 8 | 3 | 5 | - | 1 | - | 1 | - | - | - | 3 |
| SAINT-GERARD-MAJELLA P | - | - | - | - | 1 | 1 | - | - | - | - | 2 |
| SAINT-JOSEPH-DE-SOREL V | 12 | 6 | 6 | 1 | 19 | 9 | 10 | 1 | 1 | - | 2 |
| SAINT-MICHEL-D'YAMASKA P | - | - | - | - | - | - | - | - | - | - | - |
| SAINT-OURS V | 15 | 7 | 8 | - | 12 | 7 | 5 | - | - | - | 1 |
| SAINT-ROBERT P | 22 | 12 | 10 | - | 9 | 4 | 5 | - | - | - | 3 |
| SAINT-ROCH-DE-RICHELIEU P | 20 | 13 | 7 | - | 16 | 11 | 5 | - | - | - | - |
| SAINTE-ANNE-DE-SOREL P | 23 | 9 | 14 | - | 16 | 11 | 5 | - | - | - | 8 |
| SAINTE-VICTOIRE-DE-SOREL P | 21 | 12 | 9 | - | 9 | 7 | 2 | - | - | - | 4 |
| SOREL - TRACY V | 215 | 105 | 110 | 1 | 349 | 167 | 182 | 2 | 2 | - | 121 |
| YAMASKA VL | 11 | 8 | 3 | - | 11 | 2 | 9 | - | - | - | - |
| YAMASKA-EST VL | 4 | 1 | 3 | - | 3 | 2 | 1 | - | - | - | - |
| LE CENTRE-DE-LA-AURICIE | | | | | | | | | | | |
| TOTAL | 474 | 237 | 237 | 1 | 669 | 344 | 325 | 5 | 4 | 1 | 169 |
| * QUEBEC CSD UNKNOWN | - | - | - | - | - | - | - | - | - | - | - |
| CHARENTE M | 4 | 1 | 3 | - | 10 | 7 | 3 | - | - | - | 2 |
| GRAND-MERE V | 80 | 39 | 41 | 1 | 151 | 76 | 75 | 2 | 2 | - | 34 |
| LAC-A-LA-TORTUE M | 33 | 19 | 14 | - | 17 | 8 | 9 | - | - | - | 9 |

GENERAL SUMMARY OF VITAL STATISTICS, BY PROVINCE, COUNTIES / CENSUS DIVISIONS / DISTRICTS AND URBAN PLACES, CANADA, 2000
 SOMMAIRE STATISTIQUE DE L'ETAT CIVIL, PAR PROVINCE, COMTES / DIVISIONS DE RECENSEMENT / DISTRICTS ET LES CENTRES URBAINS, CANADA, 2000

| COUNTIES / CENSUS DIVISIONS / DISTRICTS AND URBAN PLACES COMTES / DIVISIONS DE RECENSEMENT / DISTRICTS ET LES CENTRES URBAINS | LIVE BIRTHS - NAISSANCES VIVANTES | | | STILL BIRTHS - MORT- NES | DEATHS - DECES | | | INFANT DEATHS - DECES INFANTILES | | | MAR- RIAGES - MA- RIAGES | |
|--|---|----------------------------|-----------------------------|-----------------------------------|----------------------|----------------------------|-----------------------------|--|----------------------------------|------------------------------------|---|-----|
| | TOTAL | MALE - MAS- CULIN | FEMALE - FE- MININ | - | TOTAL | MALE - MAS- CULIN | FEMALE - FE- MININ | TOTAL | NEONATAL - NEONATALS | | POST- NEO- NATAL - POST NEO- NATALS | |
| | | | | | | | | | < 7 DAYS - < 7 JOURS | 7-27 DAYS - 7-27 JOURS | | |
| | QUEBEC | | | | | | | | | | | |
| | | | | | | | | | | | | |
| LE CENTRE-DE-LA-MAURICIE | | | | | | | | | | | | |
| LAC-DES-CINQ UNO | - | - | - | - | - | - | - | - | - | - | - | - |
| LAC-WAPIZAGONKE UNO | - | - | - | - | - | - | - | - | - | - | - | - |
| NOTRE-DAME-DU-MONT-CARMEL P | 35 | 17 | 18 | - | 37 | 22 | 15 | - | - | - | - | 11 |
| SAINT-BONIFACE-DE-SHAWINIGAN VL | 28 | 11 | 17 | - | 19 | 13 | 6 | - | - | - | - | 9 |
| SAINT-ELIE P | 15 | 12 | 3 | - | 10 | 6 | 4 | - | - | - | - | 1 |
| SAINT-GEORGES VL | 27 | 13 | 14 | - | 21 | 12 | 9 | - | - | - | - | 4 |
| SAINT-GERARD-DES-LAURENTIDES P | 20 | 5 | 15 | - | 10 | 8 | 2 | - | - | - | - | 5 |
| SAINT-JEAN-DES-PILES P | 9 | 5 | 4 | - | 3 | 2 | 1 | 1 | - | 1 | - | 3 |
| SAINT-MATHIEU P | 8 | 4 | 4 | - | 7 | 4 | 3 | - | - | - | - | 2 |
| SHAWINIGAN V | 139 | 72 | 67 | - | 289 | 158 | 151 | 2 | 2 | - | - | 78 |
| SHAWINIGAN-SUD V | 76 | 39 | 37 | - | 95 | 48 | 47 | - | - | - | - | 11 |
| LE DOMAINE-DU-ROY | | | | | | | | | | | | |
| TOTAL | 349 | 180 | 169 | 1 | 234 | 131 | 103 | 1 | 1 | - | - | 101 |
| * QUEBEC CSD UNKNOWN | - | - | - | - | - | - | - | - | - | - | - | - |
| CHAMBORD M | 16 | 7 | 9 | - | 7 | 2 | 5 | - | - | - | - | 7 |
| LA DORE P | 15 | 9 | 6 | - | 14 | 6 | 8 | - | - | - | - | 4 |
| LAC-ASHUAPMUSHUAN UNO | - | - | - | - | - | - | - | - | - | - | - | - |
| LAC-BOUCHETTE M | 9 | 4 | 5 | - | 14 | 7 | 7 | - | - | - | - | 2 |
| MASHTEUATSH R | 42 | 21 | 21 | 1 | 20 | 12 | 8 | 1 | 1 | - | - | 6 |
| ROBERVAL V | 96 | 52 | 44 | - | 87 | 46 | 41 | - | - | - | - | 42 |
| SAINT-ANDRE-DU-LAC-SAINT-JEAN VL | 4 | 2 | 2 | - | 1 | 1 | - | - | - | - | - | 5 |
| SAINT-FELICIE V | 113 | 58 | 55 | - | 64 | 40 | 24 | - | - | - | - | 24 |
| SAINT-FRANCOIS-DE-SALES M | 7 | 3 | 4 | - | 5 | 3 | 2 | - | - | - | - | 2 |
| SAINT-PRIME M | 39 | 20 | 19 | - | 15 | 9 | 6 | - | - | - | - | 4 |
| SAINTE-HEDWIGE M | 8 | 4 | 4 | - | 7 | 5 | 2 | - | - | - | - | 5 |
| LE FJORD-DU-SAGUENAY | | | | | | | | | | | | |
| TOTAL | 1,454 | 781 | 673 | 7 | 1,196 | 625 | 571 | 11 | 7 | 2 | 2 | 560 |
| * QUEBEC CSD UNKNOWN | - | - | - | - | - | - | - | - | - | - | - | - |
| BEGIN M | 12 | 5 | 7 | - | 3 | 2 | 1 | - | - | - | - | 4 |
| CHICOUTIMI V | 477 | 258 | 219 | 3 | 490 | 239 | 251 | 2 | 1 | - | 1 | 243 |
| FERLAND-ET-BOILLEAU M | 7 | 4 | 3 | - | 1 | 1 | - | - | - | - | - | - |
| JONQUIERE V | 454 | 247 | 207 | 1 | 447 | 235 | 212 | 3 | 3 | - | - | 193 |
| L'ANSE-SAINT-JEAN M | 6 | 4 | 2 | - | 6 | 4 | 2 | 1 | 1 | - | - | 3 |
| LA BAIE V | 186 | 101 | 85 | 1 | 129 | 64 | 65 | 2 | 1 | 1 | - | 50 |
| LAC-KENOGAMI M | 17 | 10 | 7 | - | 8 | 4 | 4 | - | - | - | - | - |
| LAC-MINISTUK UNO | - | - | - | - | - | - | - | - | - | - | - | - |
| LALEMANT UNO | - | - | - | - | - | - | - | - | - | - | - | - |
| LAROCHE P | 16 | 9 | 7 | - | 5 | 4 | 1 | - | - | - | - | 3 |
| LATERRIERE V | 55 | 22 | 33 | 1 | 19 | 15 | 4 | - | - | - | - | 17 |
| MONT-VALIN UNO | - | - | - | - | - | - | - | - | - | - | - | - |
| PETIT-SAGUENAY M | 5 | 2 | 3 | - | 5 | 2 | 3 | - | - | - | - | 2 |
| RIVIERE-ETERNITE M | 7 | 5 | 2 | - | 1 | - | 1 | - | - | - | - | 2 |
| SAINT-AMBROISE M | 30 | 14 | 16 | - | 15 | 10 | 5 | - | - | - | - | 11 |
| SAINT-CHARLES-DE-BOURGET M | 7 | 3 | 4 | - | 5 | 3 | 2 | - | - | - | - | 3 |
| SAINT-DAVID-DE-FALARDEAU M | 19 | 14 | 5 | - | 6 | 3 | 3 | - | - | - | - | 1 |
| SAINT-FELIX-D'OTIS M | 10 | 4 | 6 | 1 | 8 | 6 | 2 | - | - | - | - | 2 |
| SAINT-FULGENCE M | 23 | 15 | 8 | - | 10 | 4 | 6 | - | - | - | - | - |
| SAINT-HONORE M | 43 | 26 | 17 | - | 9 | 7 | 2 | 1 | - | - | 1 | 13 |
| SAINTE-ROSE-DU-NORD P | 2 | 1 | 1 | - | 1 | 1 | - | - | - | - | - | 3 |
| SHIPSHAW M | 27 | 12 | 15 | - | 11 | 7 | 4 | 1 | 1 | - | - | 10 |
| TREMBLAY CT | 51 | 25 | 26 | - | 17 | 14 | 3 | 1 | - | 1 | - | - |
| LE GRANIT | | | | | | | | | | | | |
| TOTAL | 213 | 104 | 109 | - | 175 | 101 | 74 | - | - | - | - | 68 |
| * QUEBEC CSD UNKNOWN | - | - | - | - | - | - | - | - | - | - | - | - |
| AUDET M | 4 | 2 | 2 | - | 2 | 1 | 1 | - | - | - | - | 1 |
| COURCELLES P | 5 | 2 | 3 | - | 5 | 2 | 3 | - | - | - | - | - |
| FRONTENAC M | 10 | 3 | 7 | - | 1 | 1 | - | - | - | - | - | 2 |
| LAC-DROLET M | 10 | 4 | 6 | - | 6 | 4 | 2 | - | - | - | - | 2 |
| LAC-MEGANTIC V | 51 | 27 | 24 | - | 90 | 46 | 44 | - | - | - | - | 38 |
| LAMBTON M | 10 | 4 | 6 | - | 21 | 13 | 8 | - | - | - | - | 4 |
| MARSTON CT | 6 | 1 | 5 | - | 1 | - | 1 | - | - | - | - | 1 |
| MILAN M | 3 | 2 | 1 | - | 1 | 1 | - | - | - | - | - | - |
| NANTES M | 17 | 9 | 8 | - | 7 | 5 | 2 | - | - | - | - | 2 |
| NOTRE-DAME-DES-BOIS M | 17 | 6 | 11 | - | 2 | 2 | - | - | - | - | - | 5 |
| PIOPOLIS M | 4 | 2 | 2 | - | 2 | 2 | - | - | - | - | - | - |
| SAINT-AUGUSTIN-DE-WOBURN P | 6 | 3 | 3 | - | 6 | 3 | 3 | - | - | - | - | 2 |
| SAINT-LUDGER M | 18 | 9 | 9 | - | 8 | 6 | 2 | - | - | - | - | 5 |
| SAINT-ROBERT-BELLARMIN M | 12 | 7 | 5 | - | 1 | - | 1 | - | - | - | - | - |
| SAINT-ROMAIN M | 9 | 6 | 3 | - | 3 | 2 | 1 | - | - | - | - | 3 |
| SAINT-SEBASTIEN M | 9 | 6 | 3 | - | 4 | 3 | 1 | - | - | - | - | 1 |
| SAINTE-CECILE-DE-WHITTON M | 9 | 4 | 5 | - | 3 | 1 | 2 | - | - | - | - | 1 |

GENERAL SUMMARY OF VITAL STATISTICS, BY PROVINCE, COUNTIES / CENSUS DIVISIONS / DISTRICTS AND URBAN PLACES, CANADA, 2000
 SOMMAIRE STATISTIQUE DE L'ETAT CIVIL, PAR PROVINCE, COMTES / DIVISIONS DE RECENSEMENT / DISTRICTS ET LES CENTRES URBAINS, CANADA, 2000

| COUNTIES / CENSUS DIVISIONS / DISTRICTS AND URBAN PLACES COMTES / DIVISIONS DE RECENSEMENT / DISTRICTS ET LES CENTRES URBAINS | LIVE BIRTHS - NAISSANCES VIVANTES | | | STILL BIRTHS - MORT- NES | DEATHS - DECES | | | INFANT DEATHS - DECES INFANTILES | | | MAR- RIAGES - MA- RIAGES |
|--|---|---------------|--------------|-----------------------------------|----------------------|--------------|---------------|--|----------------------------|---|--------------------------------------|
| | TOTAL | MALE | FEMALE | | TOTAL | MALE | FEMALE | TOTAL | NEONATAL - NEONATALS | | POST- NEO- NATAL |
| | | MAS- CULIN | FE- MININ | | | < 7 DAYS | 7-27 DAYS | | POST NEO- NATALS | | |
| | | | | | | < 7 JOURS | 7-27 JOURS | | | | |
| QUEBEC | | | | | | | | | | | |
| LE HAUT-SAINT-AURICE | | | | | | | | | | | |
| LAC-EDOUARD M | 2 | 1 | 1 | - | 2 | 2 | - | - | - | - | 1 |
| LAC-PELLERIN UNO | - | - | - | - | - | - | - | - | - | - | - |
| LAC-TOURLAY UNO | - | - | - | - | - | - | - | - | - | - | - |
| LANGELIER CT | 4 | 3 | 1 | - | - | - | - | - | - | - | - |
| OBEDJIWAN UNO | - | - | - | - | - | - | - | - | - | - | - |
| OBEDJIWAN 28 R | 51 | 25 | 26 | - | 10 | 3 | 7 | 1 | - | - | 1 |
| PARENT VL | 4 | 3 | 1 | - | 2 | 2 | - | - | - | - | - |
| PETIT-LAC-WAYAGAMAC UNO | - | - | - | - | - | - | - | - | - | - | - |
| RIVIERE-WINDIGO UNO | - | - | - | - | 1 | 1 | - | - | - | - | - |
| WEYMONTACHIE 23 R | 28 | 16 | 12 | 1 | 2 | 1 | 1 | - | - | - | 3 |
| LE VAL-SAINT-FRANCOIS | | | | | | | | | | | |
| TOTAL | 278 | 140 | 138 | 3 | 223 | 117 | 106 | 2 | - | 2 | 80 |
| * QUEBEC CSD UNKNOWN | - | - | - | - | - | - | - | - | - | - | - |
| BONSECOURS M | 5 | 4 | 1 | - | 1 | 1 | - | - | - | - | 2 |
| CLEVELAND CT | 1 | - | 1 | - | 5 | 4 | 1 | - | - | - | - |
| KINGSBURY VL | 2 | 1 | 1 | - | 1 | 1 | - | - | - | - | 1 |
| LAWRENCEVILLE VL | 6 | 5 | 1 | - | - | - | - | - | - | - | - |
| MARICOURT M | 4 | 1 | 3 | - | 1 | - | 1 | - | - | - | - |
| MELBOURNE CT | 11 | 6 | 5 | - | 4 | 3 | 1 | - | - | - | 7 |
| RACINE M | 8 | 3 | 5 | - | 2 | 2 | - | - | - | - | 5 |
| RICHMOND V | 42 | 23 | 19 | 1 | 96 | 41 | 55 | - | - | - | 16 |
| SAINT-CLAUDE M | 4 | 2 | 2 | - | 2 | 2 | - | - | - | - | 1 |
| SAINT-DENIS-DE-BROMPTON P | 29 | 18 | 11 | - | 14 | 7 | 7 | - | - | - | 3 |
| SAINT-FRANCOIS-XAVIER-DE-BROMPTON P | 21 | 11 | 10 | - | 9 | 7 | 2 | - | - | - | 3 |
| SAINTE-ANNE-DE-LA-ROCHELLE M | 5 | 1 | 4 | - | 1 | - | 1 | - | - | - | 7 |
| STOKE M | 31 | 10 | 21 | - | 12 | 10 | 2 | - | - | - | 8 |
| ULVERTON M | 2 | 1 | 1 | 1 | 2 | 2 | - | - | - | - | 1 |
| VAL-JOLI M | 3 | 3 | - | - | 2 | 1 | 1 | - | - | - | - |
| VALCOURT CT | 6 | 2 | 4 | - | 3 | 1 | 2 | - | - | - | - |
| VALCOURT V | 29 | 16 | 13 | 1 | 24 | 13 | 11 | 2 | - | 2 | 6 |
| WINDSOR V | 69 | 33 | 36 | - | 44 | 22 | 22 | - | - | - | 20 |
| LES BASQUES | | | | | | | | | | | |
| TOTAL | 88 | 51 | 37 | 1 | 92 | 47 | 45 | - | - | - | 11 |
| * QUEBEC CSD UNKNOWN | - | - | - | - | - | - | - | - | - | - | - |
| LAC-BOISBOUSCACHE UNO | - | - | - | - | - | - | - | - | - | - | - |
| NOTRE-DAME-DES-NEIGES-DES-TROIS-PISTOLE | 3 | 2 | 1 | - | 1 | 1 | - | - | - | - | - |
| SAINT-CLEMENT P | 6 | 3 | 3 | - | 3 | 1 | 2 | - | - | - | 1 |
| SAINT-ELOI P | 5 | 3 | 2 | - | 1 | 1 | - | - | - | - | - |
| SAINT-GUY M | - | - | - | - | - | - | - | - | - | - | - |
| SAINT-JEAN-DE-DIEU M | 21 | 10 | 11 | - | 23 | 10 | 13 | - | - | - | - |
| SAINT-MATHIEU-DE-RIOUX P | 5 | 3 | 2 | - | 4 | 2 | 2 | - | - | - | - |
| SAINT-MEDARD M | 3 | 1 | 2 | - | 1 | 1 | - | - | - | - | 1 |
| SAINT-SIMON P | 6 | 5 | 1 | - | 4 | 2 | 2 | - | - | - | - |
| SAINTE-FRANCOISE P | 5 | 3 | 2 | - | 5 | 4 | 1 | - | - | - | - |
| SAINTE-RITA M | 7 | 6 | 1 | - | 3 | 2 | 1 | - | - | - | 2 |
| TROIS-PISTOLES V | 27 | 15 | 12 | 1 | 47 | 23 | 24 | - | - | - | 7 |
| LES CHUTES-DE-LA-CHAUDIERE | | | | | | | | | | | |
| TOTAL | 937 | 468 | 469 | 3 | 274 | 137 | 137 | 3 | 2 | 1 | 105 |
| * QUEBEC CSD UNKNOWN | - | - | - | - | - | - | - | - | - | - | - |
| BERNIERES-SAINT-NICOLAS V | 208 | 114 | 94 | - | 41 | 22 | 19 | 2 | 2 | - | 16 |
| CHARNY V | 88 | 43 | 45 | - | 79 | 37 | 42 | - | - | - | 10 |
| SAINT-ETIENNE-DE-LAUZON M | 120 | 70 | 50 | - | 25 | 17 | 8 | - | - | - | 13 |
| SAINT-JEAN-CHRYSOSTOME V | 243 | 107 | 136 | 1 | 30 | 12 | 18 | - | - | - | 24 |
| SAINT-LAMBERT-DE-LAUZON P | 66 | 33 | 33 | - | 12 | 6 | 6 | - | - | - | 13 |
| SAINT-REDEMPTEUR V | 62 | 28 | 34 | - | 19 | 8 | 11 | - | - | - | 8 |
| SAINT-ROMUALD V | 111 | 56 | 55 | 2 | 55 | 27 | 28 | 1 | - | 1 | 17 |
| SAINTE-HELENE-DE-BREAKEYVILLE P | 39 | 17 | 22 | - | 13 | 8 | 5 | - | - | - | 4 |
| LES COLLINES-DE-L'OUTAOUAIS | | | | | | | | | | | |
| TOTAL | 384 | 207 | 177 | 5 | 138 | 82 | 56 | - | - | - | 103 |
| * QUEBEC CSD UNKNOWN | - | - | - | - | - | - | - | - | - | - | - |
| CANTLEY M | 94 | 50 | 44 | - | 9 | 5 | 4 | - | - | - | 16 |
| CHELSEA M | 66 | 36 | 30 | 1 | 14 | 7 | 7 | - | - | - | 24 |
| L'ANGE-GARDIEN M | 36 | 18 | 18 | - | 9 | 5 | 4 | - | - | - | 1 |
| LA PECHE M | 56 | 30 | 26 | - | 46 | 24 | 22 | - | - | - | 24 |
| NOTRE-DAME-DE-LA-SALETTE M | 2 | 2 | - | - | 4 | 4 | - | - | - | - | 2 |
| PONTIAC M | 38 | 22 | 16 | 1 | 31 | 20 | 11 | - | - | - | 13 |
| VAL-DES-MONTS M | 92 | 49 | 43 | 3 | 25 | 17 | 8 | - | - | - | 23 |
| LES ETCHEMINS | | | | | | | | | | | |
| TOTAL | 132 | 62 | 70 | - | 166 | 97 | 69 | 1 | 1 | - | 35 |

GENERAL SUMMARY OF VITAL STATISTICS, BY PROVINCE, COUNTIES / CENSUS DIVISIONS / DISTRICTS AND URBAN PLACES, CANADA, 2000
 SOMMAIRE STATISTIQUE DE L'ETAT CIVIL, PAR PROVINCE, COMTES / DIVISIONS DE RECENSEMENT / DISTRICTS ET LES CENTRES URBAINS, CANADA, 2000

| COUNTRIES / CENSUS DIVISIONS / DISTRICTS AND URBAN PLACES COMTES / DIVISIONS DE RECENSEMENT / DISTRICTS ET LES CENTRES URBAINS | LIVE BIRTHS - NAISSANCES VIVANTES | | | STILL BIRTHS - MORT- NES | DEATHS - DECES | | | INFANT DEATHS - DECES INFANTILES | | | MAR- RIAGES - MA- RIAGES |
|---|---|---------------|--------------|--------------------------------------|----------------------|-----------|-------|--|----------------------------|------------------------|--------------------------------------|
| | TOTAL | MALE | FEMALE | TOTAL | MALE | FEMALE | TOTAL | NEONATAL | | POST- NEO- NATAL | |
| | | MAS- CULIN | FE- MININ | | NEONATALS | NEONATALS | | | | | |
| | | | | | | | | < 7 DAYS - JOURS | 7-27 DAYS - JOURS | POST NEO- NATALS | |
| QUEBEC | | | | | | | | | | | |
| LES ETCHEMINS | | | | | | | | | | | |
| * QUEBEC CSD UNKNOWN | - | - | - | - | - | - | - | - | - | - | - |
| LAC-ETCHEMIN V | 20 | 4 | 16 | - | 51 | 25 | 26 | - | - | - | 8 |
| SAINTE-BENJAMIN M | 3 | - | 3 | - | 6 | 4 | 2 | - | - | - | 2 |
| SAINTE-CAMILLE-DE-LELLIS P | 7 | 3 | 4 | - | 2 | 2 | - | - | - | - | 2 |
| SAINTE-CYPRIEN P | 6 | 2 | 4 | - | 4 | 4 | - | - | - | - | 1 |
| SAINTE-LOUIS-DE-GONZAGUE M | 6 | 3 | 3 | - | 3 | 2 | 1 | - | - | - | - |
| SAINTE-LUC P | 2 | 1 | 1 | - | 5 | 2 | 3 | - | - | - | - |
| SAINTE-MAGLOIRE-DE-BELLECHASSE M | 2 | 2 | - | - | 9 | 6 | 3 | - | - | - | 2 |
| SAINTE-PROSPER M | 28 | 15 | 13 | - | 34 | 22 | 12 | - | - | - | 12 |
| SAINTE-ZACHARIE M | 12 | 6 | 6 | - | 15 | 10 | 5 | 1 | 1 | - | 2 |
| SAINTE-AURELIE M | 9 | 7 | 2 | - | 6 | 4 | 2 | - | - | - | 1 |
| SAINTE-GERMAINE-DU-LAC-ETCHEMIN P | 3 | 1 | 2 | - | 6 | 4 | 2 | - | - | - | - |
| SAINTE-JUSTINE M | 26 | 14 | 12 | - | 14 | 7 | 7 | - | - | - | 4 |
| SAINTE-ROSE-DE-WATFORD M | 7 | 4 | 3 | - | 6 | 3 | 3 | - | - | - | 1 |
| SAINTE-SABINE P | 1 | - | 1 | - | 5 | 2 | 3 | - | - | - | - |
| LES ILES-DE-LA-MADELEINE | | | | | | | | | | | |
| TOTAL | 86 | 44 | 42 | 1 | 120 | 69 | 51 | - | - | - | 25 |
| * QUEBEC CSD UNKNOWN | - | - | - | - | - | - | - | - | - | - | - |
| CAP-AUX-MEULES VL | 13 | 5 | 8 | - | 38 | 19 | 19 | - | - | - | 3 |
| FATIMA M | 13 | 6 | 7 | - | 16 | 13 | 3 | - | - | - | 3 |
| GRANDE-ENTREE M | 7 | 6 | 1 | - | 8 | 4 | 4 | - | - | - | 1 |
| GROSSE-ILE M | 5 | 3 | 2 | 1 | 3 | 3 | - | - | - | - | - |
| HAVRE-AUX-MAISONS M | 14 | 7 | 7 | - | 15 | 6 | 9 | - | - | - | 5 |
| L'ETANG-DU-NORD M | 20 | 9 | 11 | - | 16 | 10 | 6 | - | - | - | 3 |
| L'ILE-DU-HAVRE-AUBERT M. | 14 | 8 | 6 | - | 24 | 14 | 10 | - | - | - | 10 |
| LES JARDINS-DE-NAPIERVILLE | | | | | | | | | | | |
| TOTAL | 257 | 129 | 128 | 1 | 175 | 101 | 74 | 1 | 1 | - | 45 |
| * QUEBEC CSD UNKNOWN | - | - | - | - | - | - | - | - | - | - | - |
| HEMINGFORD CT | 5 | 3 | 2 | - | - | - | - | - | - | - | - |
| HEMINGFORD VL | 18 | 9 | 9 | - | 19 | 12 | 7 | - | - | - | 5 |
| NAPIERVILLE VL | 54 | 28 | 26 | 1 | 28 | 18 | 10 | - | - | - | 6 |
| SAINTE-BERNARD-DE-LACOLLE P | 12 | 7 | 5 | - | 22 | 11 | 11 | - | - | - | 3 |
| SAINTE-CYPRIEN-DE-NAPIERVILLE P | - | - | - | - | - | - | - | - | - | - | - |
| SAINTE-EDOUARD P | 13 | 8 | 5 | - | 5 | 4 | 1 | - | - | - | 4 |
| SAINTE-JACQUES-LE-MINEUR P | 20 | 11 | 9 | - | 8 | 6 | 2 | - | - | - | 5 |
| SAINTE-MICHEL P | 34 | 21 | 13 | - | 10 | 5 | 5 | - | - | - | 5 |
| SAINTE-PATRICE-DE-SHERRINGTON P | 19 | 4 | 15 | - | 4 | 3 | 1 | - | - | - | 1 |
| SAINTE-REMI V | 55 | 27 | 28 | - | 67 | 31 | 36 | 1 | 1 | - | 12 |
| SAINTE-CLOTILDE-DE-CHATEAUGUAY P | 27 | 11 | 16 | - | 12 | 11 | 1 | - | - | - | 4 |
| LES LAURENTIDES | | | | | | | | | | | |
| TOTAL | 342 | 174 | 168 | - | 304 | 163 | 141 | - | - | - | 158 |
| * QUEBEC CSD UNKNOWN | - | - | - | - | - | - | - | - | - | - | - |
| AMHERST CT | 11 | 8 | 3 | - | 9 | 4 | 5 | - | - | - | 2 |
| ARUNDEL CT | 6 | 4 | 2 | - | 5 | 1 | 4 | - | - | - | 5 |
| BARKMERE V | - | - | - | - | - | - | - | - | - | - | - |
| BREBEUF P | 9 | 5 | 4 | - | 4 | 1 | 3 | - | - | - | 3 |
| DONCASTER 17 R | - | - | - | - | - | - | - | - | - | - | - |
| HUBERDEAU M | 5 | 4 | 1 | - | 6 | 3 | 3 | - | - | - | 1 |
| IVRY-SUR-LE-LAC M | 2 | - | 2 | - | 1 | - | 1 | - | - | - | - |
| LA CONCEPTION M | 6 | 3 | 3 | - | 8 | 7 | 1 | - | - | - | 3 |
| LA MINERVE CT | 8 | 2 | 6 | - | 10 | 3 | 7 | - | - | - | 5 |
| LABELLE M | 24 | 10 | 14 | - | 29 | 15 | 14 | - | - | - | 2 |
| LAC-SUPERIEUR M | 14 | 8 | 6 | - | 3 | 2 | 1 | - | - | - | 3 |
| LANTIER M | 10 | 6 | 4 | - | 6 | 6 | - | - | - | - | 2 |
| MONT-TREMBLANT V | 82 | 44 | 38 | - | 67 | 40 | 27 | - | - | - | 52 |
| MONTCALM M | 2 | 1 | 1 | - | 1 | 1 | - | - | - | - | 1 |
| SAINTE-FAUSTIN - LAC CARRE M | 32 | 15 | 17 | - | 14 | 8 | 6 | - | - | - | 17 |
| SAINTE-AGATHE-DES-MONTS V | 56 | 27 | 29 | - | 92 | 44 | 48 | - | - | - | 28 |
| SAINTE-AGATHE-NORD M | 12 | 5 | 7 | - | 3 | 2 | 1 | - | - | - | 2 |
| SAINTE-LUCIE-DES-LAURENTIDES M | 1 | 1 | - | - | 7 | 3 | 4 | - | - | - | - |
| VAL-DAVID VL | 30 | 13 | 17 | - | 20 | 10 | 10 | - | - | - | 24 |
| VAL-DES-LACS M | 8 | 4 | 4 | - | 8 | 6 | 2 | - | - | - | - |
| VAL-MORIN M | 24 | 14 | 10 | - | 11 | 7 | 4 | - | - | - | 8 |
| LES MASKOUTAINS | | | | | | | | | | | |
| TOTAL | 728 | 382 | 346 | 2 | 613 | 287 | 326 | 3 | 1 | 2 | 258 |
| * QUEBEC CSD UNKNOWN | - | - | - | - | - | - | - | - | - | - | - |
| LA PRESENTATION P | 16 | 10 | 6 | - | 9 | 7 | 2 | - | - | - | 10 |
| NOTRE-DAME-DE-SAINTE-HYACINTHE P | - | - | - | - | 1 | - | 1 | - | - | - | - |
| SAINTE-BARNABE-SUD M | 13 | 10 | 3 | - | 2 | 1 | 1 | - | - | - | - |
| SAINTE-BERNARD-PARTIE-SUD P | 7 | 2 | 5 | - | 3 | - | 3 | - | - | - | - |

GENERAL SUMMARY OF VITAL STATISTICS, BY PROVINCE, COUNTIES / CENSUS DIVISIONS / DISTRICTS AND URBAN PLACES, CANADA, 2000
 SOMMAIRE STATISTIQUE DE L'ETAT CIVIL, PAR PROVINCE, COMTES / DIVISIONS DE RECENSEMENT / DISTRICTS ET LES CENTRES URBAINS, CANADA, 2000

| COUNTIES / CENSUS DIVISIONS / DISTRICTS AND URBAN PLACES COMTES / DIVISIONS DE RECENSEMENT / DISTRICTS ET LES CENTRES URBAINS | LIVE BIRTHS - NAISSANCES VIVANTES | | | STILL BIRTHS - MORT- NES | DEATHS - DECES | | | INFANT DEATHS - DECES INFANTILES | | | MAR- RIAGES - MA- RIAGES |
|--|---|---------------|--------------|--------------------------------------|----------------------|---------------|--------------|--|---------------|------------------------|--------------------------------------|
| | TOTAL | MALE | FEMALE | | TOTAL | MALE | FEMALE | TOTAL | NEONATAL | POST- NEO- NATAL | |
| | | MAS- CULIN | FE- MININ | | | MAS- CULIN | FE- MININ | | NEONATALS | NATAL | |
| | | | | | | | | | < 7 DAYS | 7-27 DAYS | POST NEO- NATALS |
| | | | | | | | | < 7 JOURS | 7-27 JOURS | | |
| QUEBEC | | | | | | | | | | | |
| LES MASKOUTAINS | | | | | | | | | | | |
| SAINT-DAMASE P | 3 | 2 | 1 | - | - | - | - | - | - | - | 1 |
| SAINT-DAMASE VL | 21 | 11 | 10 | - | 15 | 12 | 3 | - | - | - | 8 |
| SAINT-DOMINIQUE M | 33 | 19 | 14 | - | 15 | 10 | 5 | - | - | - | 1 |
| SAINT-HUGUES M | 13 | 4 | 9 | - | 7 | 2 | 5 | - | - | - | 3 |
| SAINT-HYACINTHE V | 319 | 172 | 147 | 2 | 444 | 174 | 270 | 1 | - | 1 | 171 |
| SAINT-HYACINTHE-LE-CONFESSEUR P | 2 | - | 2 | - | 2 | 1 | 1 | - | - | - | 1 |
| SAINT-JUDE P | 11 | 5 | 6 | - | 8 | 4 | 4 | - | - | - | 12 |
| SAINT-LIBOIRE M | 35 | 16 | 19 | - | 14 | 9 | 5 | - | - | - | 8 |
| SAINT-LOUIS P | - | - | - | - | - | - | - | - | - | - | - |
| SAINT-MARCEL-DE-RICHIEU M | 3 | 2 | 1 | - | 2 | 2 | - | - | - | - | - |
| SAINT-PIE P | 9 | 6 | 3 | - | - | - | - | - | - | - | 1 |
| SAINT-PIE VL | 54 | 27 | 27 | - | 23 | 16 | 7 | 1 | - | 1 | 16 |
| SAINT-SIMON P | 9 | 7 | 2 | - | 7 | 6 | 1 | - | - | - | 4 |
| SAINT-THOMAS-D'AQUIN P | 30 | 17 | 13 | - | 21 | 13 | 8 | - | - | - | 2 |
| SAINT-VALERIEU-DE-MILTON CT | 19 | 10 | 9 | - | 4 | 4 | - | - | - | - | 2 |
| SAINTE-HELENE-DE-BAGOT M | 20 | 8 | 12 | - | 6 | 6 | - | - | - | - | 1 |
| SAINTE-MADELEINE VL | 47 | 26 | 21 | - | 15 | 11 | 4 | - | - | - | 6 |
| SAINTE-MARIE-MADELEINE P | 5 | 4 | 1 | - | - | - | - | - | - | - | - |
| SAINTE-ROSALIE P | 11 | 3 | 8 | - | - | - | - | - | - | - | - |
| SAINTE-ROSALIE VL | 48 | 21 | 27 | - | 15 | 9 | 6 | 1 | - | 1 | 11 |
| LES MOULINS | | | | | | | | | | | |
| TOTAL | 1,160 | 599 | 561 | 4 | 477 | 253 | 224 | 9 | 5 | - | 4 |
| * QUEBEC CSD UNKNOWN | - | - | - | - | - | - | - | - | - | - | - |
| LA PLAINE V | 169 | 83 | 86 | 1 | 42 | 27 | 15 | 2 | - | 2 | 13 |
| LACHENAIE V | 257 | 139 | 118 | 1 | 69 | 41 | 28 | 5 | 3 | - | 17 |
| MASCOUCHE V | 308 | 149 | 159 | 2 | 134 | 71 | 63 | 1 | 1 | - | 77 |
| TERREBONNE V | 426 | 228 | 198 | - | 232 | 114 | 118 | 1 | 1 | - | 94 |
| LES PAYS-D'EN-HAUT | | | | | | | | | | | |
| TOTAL | 223 | 115 | 108 | 1 | 207 | 127 | 80 | 1 | - | 1 | 167 |
| * QUEBEC CSD UNKNOWN | - | - | - | - | - | - | - | - | - | - | - |
| ESTEREL V | 2 | 2 | - | - | - | - | - | - | - | - | 2 |
| LAC-DES-SEIZE-ILES M | 2 | 1 | 1 | - | - | - | - | - | - | - | 2 |
| MORIN-HEIGHTS M | 24 | 17 | 7 | - | 19 | 14 | 5 | - | - | - | 11 |
| PIEDMONT M | 12 | 8 | 4 | - | 9 | 4 | 5 | - | - | - | - |
| SAINT-ADOLPHE-D'HOWARD M | 18 | 10 | 8 | - | 14 | 9 | 5 | - | - | - | 28 |
| SAINT-SAUVEUR P | 29 | 12 | 17 | - | 30 | 20 | 10 | - | - | - | 14 |
| SAINT-SAUVEUR-DES-MONTS VL | 17 | 9 | 8 | - | 18 | 11 | 7 | - | - | - | 27 |
| SAINTE-ADELE V | 73 | 38 | 35 | 1 | 60 | 38 | 22 | 1 | - | 1 | 69 |
| SAINTE-ANNE-DES-LACS P | 19 | 5 | 14 | - | 5 | 3 | 2 | - | - | - | 4 |
| SAINTE-MARGUERITE-DU-LAC-MASSON P | 20 | 9 | 11 | - | 44 | 22 | 22 | - | - | - | 10 |
| WENTWORTH-NORD M | 7 | 4 | 3 | - | 8 | 6 | 2 | - | - | - | - |
| LOTBINIERE | | | | | | | | | | | |
| TOTAL | 261 | 143 | 118 | 2 | 156 | 92 | 64 | 1 | 1 | - | 54 |
| * QUEBEC CSD UNKNOWN | - | - | - | - | - | - | - | - | - | - | - |
| LAURIER-STATION VL | 37 | 17 | 20 | - | 15 | 12 | 3 | - | - | - | 1 |
| LECLERCVILLE M | 4 | 2 | 2 | - | 4 | 1 | 3 | - | - | - | 1 |
| LOTBINIERE M | 4 | 3 | 1 | 2 | 7 | 5 | 2 | - | - | - | 3 |
| NOTRE-DAME-DU-SACRE-COEUR-D'ISSOUDUN P | 6 | 2 | 4 | - | 4 | 3 | 1 | - | - | - | 3 |
| SAINT-AGAPIT M | 21 | 12 | 9 | - | 15 | 10 | 5 | - | - | - | 4 |
| SAINT-ANTOINE-DE-TILLY M | 17 | 5 | 12 | - | 3 | 2 | 1 | - | - | - | 13 |
| SAINT-APOLLINAIRE M | 44 | 27 | 17 | - | 23 | 18 | 5 | 1 | 1 | - | 5 |
| SAINT-EDOUARD-DE-LOTBINIERE P | 9 | 7 | 2 | - | 4 | 2 | 2 | - | - | - | 1 |
| SAINT-FLAVIEN M | 16 | 8 | 8 | - | 17 | 5 | 12 | - | - | - | 1 |
| SAINT-GILLES P | 22 | 16 | 6 | - | 8 | 3 | 5 | - | - | - | 1 |
| SAINT-JANVIER-DE-JOLY M | 9 | 4 | 5 | - | 3 | 3 | - | - | - | - | 2 |
| SAINT-NARCISSE-DE-BEAURIVAGE P | 7 | 5 | 2 | - | 1 | - | 1 | - | - | - | 1 |
| SAINT-OCTAVE-DE-DOSQUET P | 10 | 5 | 5 | - | 3 | 2 | 1 | - | - | - | 4 |
| SAINT-PATRICE-DE-BEAURIVAGE M | 14 | 9 | 5 | - | 5 | 2 | 3 | - | - | - | 2 |
| SAINT-SYLVESTRE M | 14 | 9 | 5 | - | 10 | 6 | 4 | - | - | - | 2 |
| SAINTE-AGATHE-DE-LOTBINIERE M | 9 | 2 | 7 | - | 8 | 6 | 2 | - | - | - | 4 |
| SAINTE-CROIX P | 4 | 2 | 2 | - | - | - | - | - | - | - | - |
| SAINTE-CROIX VL | 11 | 6 | 5 | - | 23 | 10 | 13 | - | - | - | 4 |
| VAL-ALAIN M | 3 | 2 | 1 | - | 3 | 2 | 1 | - | - | - | 2 |
| MANICOUAGAN | | | | | | | | | | | |
| TOTAL | 333 | 160 | 173 | - | 205 | 117 | 88 | 2 | 2 | - | 67 |
| * QUEBEC CSD UNKNOWN | - | - | - | - | - | - | - | - | - | - | - |
| BAIE-COMEAU V | 197 | 100 | 97 | - | 140 | 77 | 63 | 2 | 2 | - | 48 |
| BAIE-TRINITE VL | 4 | 3 | 1 | - | 5 | 4 | 1 | - | - | - | 2 |
| BETSIAMITES 3 R | 44 | 24 | 20 | - | 17 | 11 | 6 | - | - | - | 7 |
| CHUTE-AUX-OUTARDES VL | 17 | 7 | 10 | - | 12 | 8 | 4 | - | - | - | 2 |

GENERAL SUMMARY OF VITAL STATISTICS, BY PROVINCE, COUNTIES / CENSUS DIVISIONS / DISTRICTS AND URBAN PLACES, CANADA, 2000
 SOMMAIRE STATISTIQUE DE L'ETAT CIVIL, PAR PROVINCE, COMTES / DIVISIONS DE RECENSEMENT / DISTRICTS ET LES CENTRES URBAINS, CANADA, 2000

| COUNTIES / CENSUS DIVISIONS / DISTRICTS AND URBAN PLACES COMTES / DIVISIONS DE RECENSEMENT / DISTRICTS ET LES CENTRES URBAINS | LIVE BIRTHS - NAISSANCES VIVANTES | | | STILL BIRTHS - MORT- NES | DEATHS - DECES | | | INFANT DEATHS - DECES INFANTILES | | | MAR- RIAGES - MA- RIAGES | |
|--|---|---------------|--------------|-----------------------------------|----------------------|--------------|-------|--|------------------------|------------------------|--------------------------------------|--------------|
| | TOTAL | MALE | FEMALE | TOTAL | MALE | FEMALE | TOTAL | NEONATAL | POST- NEO- NATAL | POST NEO- NATALS | | |
| | | MAS- CULIN | FE- MININ | | MAS- CULIN | FE- MININ | | < 7 DAYS | 7-27 DAYS | | | |
| | | | | | | | | | | | | < 7 JOURS |
| QUEBEC | | | | | | | | | | | | |
| MATAWINIE | - | - | - | - | - | - | - | - | - | - | - | |
| LAC-MINAKI UNO | - | - | - | - | - | - | - | - | - | - | - | |
| LAC-SANTE UNO | - | - | - | - | - | - | - | - | - | - | - | |
| MANOUANE R | 48 | 24 | 24 | 1 | 10 | 5 | 5 | 1 | 1 | - | 4 | |
| NOTRE-DAME-DE-LA-MERCI M | 5 | 2 | 3 | - | 6 | 5 | 1 | - | - | - | 3 | |
| RAWDON M | 57 | 31 | 26 | - | 105 | 52 | 53 | - | - | - | 36 | |
| SAINT-ALPHONSE-RODRIGUEZ M | 16 | 5 | 11 | - | 9 | 7 | 2 | - | - | - | 6 | |
| SAINT-COME P | 10 | 6 | 4 | - | 16 | 10 | 6 | - | - | - | 7 | |
| SAINT-DAMIE P | 14 | 4 | 10 | - | 13 | 10 | 3 | - | - | - | 4 | |
| SAINT-DONAT M | 22 | 10 | 12 | - | 45 | 22 | 23 | - | - | - | 4 | |
| SAINT-FELIX-DE-VALOIS M | 43 | 25 | 18 | - | 30 | 19 | 11 | - | - | - | 11 | |
| SAINT-GUILLAUME-NORD UNO | - | - | - | - | 1 | - | 1 | - | - | - | - | |
| SAINT-JEAN-DE-MATHA M | 25 | 14 | 11 | - | 26 | 19 | 7 | 1 | 1 | - | 10 | |
| SAINT-MICHEL-DES-SAINTS M | 20 | 8 | 12 | - | 27 | 15 | 12 | - | - | - | 6 | |
| SAINT-ZENON P | 12 | 5 | 7 | - | 8 | 7 | 1 | - | - | - | 3 | |
| SAINTE-BEATRIX M | 11 | 7 | 4 | - | 9 | 8 | 1 | - | - | - | 5 | |
| SAINTE-EMELIE-DE-L'ENERGIE M | 11 | 6 | 5 | - | 15 | 6 | 9 | - | - | - | 5 | |
| SAINTE-MARCELLINE-DE-KILDARE M | 13 | 8 | 5 | - | 7 | 5 | 2 | - | - | - | - | |
| MEKINAC | | | | | | | | | | | | |
| TOTAL | 77 | 41 | 36 | 1 | 137 | 86 | 51 | 2 | 2 | - | 22 | |
| * QUEBEC CSD UNKNOWN | - | - | - | - | - | - | - | - | - | - | - | |
| BOUCHER M | 1 | - | 1 | - | 5 | 5 | - | - | - | - | - | |
| GRANDES-PILES VL | 1 | - | 1 | - | 4 | 2 | 2 | - | - | - | 2 | |
| HEROUXVILLE P | 8 | 3 | 5 | - | 5 | 5 | - | - | - | - | - | |
| LAC-AUX-SABLES P | 10 | 7 | 3 | - | 6 | 5 | 1 | - | - | - | 4 | |
| LAC-BOULE UNO | - | - | - | - | - | - | - | - | - | - | - | |
| LAC-MASKETSI UNO | - | - | - | - | - | - | - | - | - | - | - | |
| LAC-NORMAND UNO | - | - | - | - | - | - | - | - | - | - | - | |
| NOTRE-DAME-DE-MONTAUBAN M | 6 | 2 | 4 | 1 | 4 | 3 | 1 | - | - | - | 2 | |
| RIVIERE-DE-LA-SAVANE UNO | - | - | - | - | - | - | - | - | - | - | - | |
| SAINT-ADELPHÉ P | 6 | 4 | 2 | - | 6 | 4 | 2 | - | - | - | 3 | |
| SAINT-ROCH-DE-MEKINAC P | 2 | 1 | 1 | - | 5 | 4 | 1 | - | - | - | - | |
| SAINT-SEVERIN P | 9 | 4 | 5 | - | 5 | 3 | 2 | - | - | - | - | |
| SAINT-TITE M | 21 | 12 | 9 | - | 58 | 36 | 22 | 1 | 1 | - | 6 | |
| SAINTE-THECLE M | 13 | 8 | 5 | - | 39 | 19 | 20 | 1 | 1 | - | 5 | |
| MEMPHREMAGOG | | | | | | | | | | | | |
| TOTAL | 411 | 229 | 182 | - | 339 | 182 | 157 | 3 | 1 | - | 208 | |
| * QUEBEC CSD UNKNOWN | - | - | - | - | - | - | - | - | - | - | - | |
| AUSTIN M | 8 | 2 | 6 | - | 6 | 3 | 3 | - | - | - | 5 | |
| AYER'S CLIFF VL | 30 | 13 | 17 | - | 22 | 10 | 12 | - | - | - | 13 | |
| BOLTON-EST M | 6 | 4 | 2 | - | 8 | 7 | 1 | - | - | - | 3 | |
| EASTMAN VL | 11 | 5 | 6 | - | 11 | 7 | 4 | - | - | - | 8 | |
| HATLEY CT | 2 | 1 | 1 | - | - | - | - | - | - | - | - | |
| HATLEY M | 4 | 3 | 1 | - | 1 | - | 1 | - | - | - | - | |
| MAGOG CT | 23 | 10 | 13 | - | 10 | 8 | 2 | - | - | - | 5 | |
| MAGOG V | 181 | 111 | 70 | - | 188 | 97 | 91 | 3 | 1 | - | 67 | |
| NORTH HATLEY VL | 22 | 10 | 12 | - | 22 | 7 | 15 | - | - | - | 53 | |
| OGDEN M | 7 | 5 | 2 | - | 4 | 2 | 2 | - | - | - | - | |
| OMERVILLE VL | 25 | 13 | 12 | - | 10 | 5 | 5 | - | - | - | 4 | |
| ORFORD CT | 14 | 8 | 6 | - | 5 | 3 | 2 | - | - | - | 1 | |
| POTTON CT | 10 | 5 | 5 | - | 9 | 8 | 1 | - | - | - | 6 | |
| SAINT-BENOIT-DU-LAC M | - | - | - | - | 2 | 1 | 1 | - | - | - | - | |
| SAINT-ETIENNE-DE-BOLTON M | 1 | - | 1 | - | - | - | - | - | - | - | 1 | |
| SAINTE-CATHERINE-DE-HATLEY M | 20 | 13 | 7 | - | 4 | 3 | 1 | - | - | - | 10 | |
| STANSTEAD CT | 4 | 2 | 2 | - | 1 | - | 1 | - | - | - | 4 | |
| STANSTEAD V | 34 | 19 | 15 | - | 29 | 16 | 13 | - | - | - | 25 | |
| STUKELY M | - | - | - | - | 2 | 2 | - | - | - | - | - | |
| STUKELY-SUD VL | 9 | 5 | 4 | - | 5 | 3 | 2 | - | - | - | 3 | |
| MINGANIE - COTE-NORD-DU-GOLFE-SAINT-LAUR | | | | | | | | | | | | |
| TOTAL | 159 | 74 | 85 | - | 83 | 48 | 35 | - | - | - | 27 | |
| * QUEBEC CSD UNKNOWN | - | - | - | - | - | - | - | - | - | - | - | |
| AGUANISH M | 1 | - | 1 | - | - | - | - | - | - | - | 1 | |
| BAIE-JOHAN-BEETZ M | 1 | - | 1 | - | 1 | 1 | - | - | - | - | - | |
| BLANC-SABLON M | 16 | 6 | 10 | - | 5 | 2 | 3 | - | - | - | 4 | |
| BONNE-ESPERANCE M | 8 | 6 | 2 | - | 6 | 5 | 1 | - | - | - | 4 | |
| COTE-NORD-DU-GOLFE-SAINT-LAURENT M | 15 | 7 | 8 | - | 10 | 6 | 4 | - | - | - | 3 | |
| GROS-MECATINA M | 6 | 2 | 4 | - | 3 | 1 | 2 | - | - | - | 6 | |
| HAVRE-SAINT-PIERRE M | 33 | 12 | 21 | - | 25 | 12 | 13 | - | - | - | 4 | |
| L'ILE-D'ANTICOSTI M | 2 | 1 | 1 | - | 3 | 2 | 1 | - | - | - | - | |
| LA ROMAINE 2 R | 12 | 8 | 4 | - | 5 | 2 | 3 | - | - | - | - | |
| LAC-JEROME UNO | - | - | - | - | - | - | - | - | - | - | - | |
| LONGUE-POINTE M | 7 | 4 | 3 | - | 3 | 2 | 1 | - | - | - | 2 | |

GENERAL SUMMARY OF VITAL STATISTICS, BY PROVINCE, COUNTIES / CENSUS DIVISIONS / DISTRICTS AND URBAN PLACES, CANADA, 2000
 SOMMAIRE STATISTIQUE DE L'ETAT CIVIL, PAR PROVINCE, COMTES / DIVISIONS DE RECENSEMENT / DISTRICTS ET LES CENTRES URBAINS, CANADA, 2000

| COUNTIES / CENSUS DIVISIONS / DISTRICTS AND URBAN PLACES COMTES / DIVISIONS DE RECENSEMENT / DISTRICTS ET LES CENTRES URBAINS | LIVE BIRTHS - NAISSANCES VIVANTES | | | STILL BIRTHS - MORT- NES | DEATHS - DECES | | | INFANT DEATHS - DECES INFANTILES | | | MAR- RIAGES - MA- RIAGES |
|--|---|---------------|--------------|--------------------------------------|----------------------|---------------|--------------|--|----------------------|------------------------|--------------------------------------|
| | TOTAL | MALE | FEMALE | | TOTAL | MALE | FEMALE | TOTAL | NEONATAL | POST- NEO- NATAL | |
| | | MAS- CULIN | FE- MININ | | | MAS- CULIN | FE- MININ | | NEONATALS | POST NEO- NATALS | |
| | | | | | | | | | < 7 DAYS JOURS | 7-27 DAYS JOURS | |
| QUEBEC | | | | | | | | | | | |
| PABOK (4) | | | | | | | | | | | |
| CHANDLER V | 19 | 11 | 8 | - | 53 | 32 | 21 | - | - | - | 7 |
| GRANDE-RIVIERE V | 20 | 8 | 12 | - | 20 | 15 | 5 | - | - | - | 7 |
| MONT-ALEXANDRE UNO | - | - | - | - | - | - | - | - | - | - | - |
| NEWPORT M | 6 | 3 | 3 | - | 13 | 9 | 4 | - | - | - | 1 |
| PABOS M | 18 | 9 | 9 | - | 15 | 7 | 8 | - | - | - | 3 |
| PABOS MILLS M | 14 | 6 | 8 | - | 9 | 4 | 5 | - | - | - | 1 |
| PERCE V | 29 | 15 | 14 | - | 32 | 22 | 10 | - | - | - | 23 |
| PORT-DANIEL M | 9 | 5 | 4 | - | 10 | 8 | 2 | - | - | - | 3 |
| SAINTE-FRANCOIS-DE-PABOS M | - | - | - | - | 1 | - | 1 | - | - | - | - |
| SAINTE-GERMAINE-DE-L'ANSE-AUX-GASCONS | 10 | 6 | 4 | - | 10 | 5 | 5 | - | - | - | 1 |
| SAINTE-THERESE-DE-GASPE M | 10 | 5 | 5 | - | 9 | 5 | 4 | - | - | - | - |
| PAPINEAU | | | | | | | | | | | |
| TOTAL | 173 | 93 | 80 | 2 | 187 | 107 | 80 | - | - | - | 73 |
| * QUEBEC CSD UNKNOWN | - | - | - | - | - | - | - | - | - | - | - |
| BOILEAU M | 1 | - | 1 | - | 1 | 1 | - | - | - | - | - |
| BOWMAN M | 1 | 1 | - | - | 5 | 4 | 1 | - | - | - | 1 |
| CHENEVILLE M | 11 | 7 | 4 | - | 12 | 8 | 4 | - | - | - | 6 |
| DUHAMEL M | 1 | 1 | - | - | 5 | 4 | 1 | - | - | - | 1 |
| FASSETT M | 3 | 3 | - | - | 4 | 2 | 2 | - | - | - | - |
| LAC-DES-ECORCES UNO | - | - | - | - | - | - | - | - | - | - | - |
| LAC-DES-PLAGES M | 1 | 1 | - | - | 3 | 1 | 2 | - | - | - | 3 |
| LAC-SIMON M | 1 | 1 | - | - | 3 | 2 | 1 | - | - | - | - |
| LOCHABER CT | - | - | - | - | - | - | - | - | - | - | - |
| LOCHABER-PARTIE-OUEST CT | 1 | 1 | - | - | - | - | - | - | - | - | - |
| MAYO M | 1 | 1 | - | - | 2 | 1 | 1 | - | - | - | 1 |
| MONTEBELLO VL | 10 | 2 | 8 | - | 12 | 4 | 8 | - | - | - | 19 |
| MONTPELLIER M | 3 | 2 | 1 | - | 5 | 2 | 3 | - | - | - | 4 |
| MULGRAVE-ET-DERRY CU | 1 | - | 1 | - | - | - | - | - | - | - | - |
| NAMUR M | 8 | 7 | 1 | - | 8 | 6 | 2 | - | - | - | 5 |
| NOTRE-DAME-DE-BON-SECOURS-PARTIE-NORD | 8 | 2 | 6 | - | 4 | 3 | 1 | - | - | - | - |
| NOTRE-DAME-DE-LA-PAIX P | 6 | 2 | 4 | - | 4 | 3 | 1 | - | - | - | 1 |
| PAPINEAUVILLE M | 20 | 13 | 7 | - | 14 | 8 | 6 | - | - | - | 7 |
| PLAISANCE M | 13 | 5 | 8 | - | 4 | 3 | 1 | - | - | - | 1 |
| RIPON M | 7 | 2 | 5 | - | 6 | 3 | 3 | - | - | - | 2 |
| SAINTE-ANDRE-AVELLIN M | 42 | 24 | 18 | 1 | 59 | 31 | 28 | - | - | - | 12 |
| SAINTE-EMILE-DE-SUFFOLK M | 4 | 1 | 3 | - | 3 | 1 | 2 | - | - | - | 1 |
| SAINTE-SIXTE M | 1 | 1 | - | - | - | - | - | - | - | - | 1 |
| THURSO V | 25 | 15 | 10 | - | 22 | 14 | 8 | - | - | - | 7 |
| VAL-DES-BOIS M | 4 | 1 | 3 | 1 | 11 | 6 | 5 | - | - | - | 1 |
| PONTIAC | | | | | | | | | | | |
| TOTAL | 136 | 77 | 59 | - | 161 | 94 | 67 | 1 | 1 | - | 93 |
| * QUEBEC CSD UNKNOWN | - | - | - | - | - | - | - | - | - | - | - |
| ALLEYN-ET-CAWOOD CU | 3 | 2 | 1 | - | 2 | 2 | - | - | - | - | - |
| BRISTOL CT | 5 | 4 | 1 | - | 7 | 3 | 4 | - | - | - | 9 |
| BRYSON VL | 7 | 5 | 2 | - | 9 | 5 | 4 | - | - | - | 1 |
| CAMPBELL'S BAY VL | 5 | 4 | 1 | - | 19 | 11 | 8 | - | - | - | 24 |
| CHICHESTER CT | - | - | - | - | - | - | - | - | - | - | - |
| CLARENDON CT | 1 | 1 | - | - | 2 | 2 | - | - | - | - | - |
| FORT-COULONGE VL | 28 | 14 | 14 | - | 23 | 10 | 13 | - | - | - | 15 |
| GRAND-CALUMET CT | 6 | 2 | 4 | - | 4 | 3 | 1 | - | - | - | 6 |
| L'ISLE-AUX-ALLUMETTES M | 16 | 9 | 7 | - | 18 | 17 | 1 | 1 | 1 | - | 13 |
| LAC-MILGAUT UNO | - | - | - | - | - | - | - | - | - | - | - |
| LESLIE-CLAPHAM-ET-HUDDERSFIELD CU | 12 | 6 | 6 | - | 9 | 6 | 3 | - | - | - | 6 |
| LITCHFIELD CT | 1 | - | 1 | - | 1 | - | 1 | - | - | - | - |
| MANSFIELD-ET-PONTEFRACT CU | 11 | 7 | 4 | - | 8 | 4 | 4 | - | - | - | - |
| PORTAGE-DU-FORT VL | 2 | 1 | 1 | - | 7 | 5 | 2 | - | - | - | - |
| RAPIDES-DES-JOACHIMS M | 2 | 1 | 1 | - | - | - | - | - | - | - | - |
| SHAWVILLE VL | 28 | 16 | 12 | - | 48 | 25 | 23 | - | - | - | 10 |
| SHEEN-ESHER-ABERDEEN-ET-MALAKOFF CU | 3 | 2 | 1 | - | 1 | 1 | - | - | - | - | 2 |
| THORNE CT | 4 | 2 | 2 | - | 1 | - | 1 | - | - | - | 5 |
| WALTHAM-ET-BRYSON CU | 2 | 1 | 1 | - | 2 | - | 2 | - | - | - | 2 |
| PORTNEUF | | | | | | | | | | | |
| TOTAL | 350 | 181 | 169 | 3 | 374 | 218 | 156 | 2 | 1 | 1 | 104 |
| * QUEBEC CSD UNKNOWN | - | - | - | - | - | - | - | - | - | - | - |
| CAP-SANTE M | 16 | 12 | 4 | - | 15 | 9 | 6 | - | - | - | 6 |
| DESCHAMBAULT M | 5 | 3 | 2 | - | 11 | 7 | 4 | - | - | - | 12 |
| DONNACONA V | 48 | 22 | 26 | - | 61 | 34 | 27 | - | - | - | 18 |
| GRONDINES M | 5 | 3 | 2 | - | 5 | 3 | 2 | - | - | - | 3 |
| LAC-BLANC UNO | - | - | - | - | - | - | - | - | - | - | - |
| LAC-LAPEYRERE UNO | - | - | - | - | - | - | - | - | - | - | - |
| LAC-SERGEANT V | 3 | - | 3 | - | 5 | 2 | 3 | - | - | - | - |

GENERAL SUMMARY OF VITAL STATISTICS, BY PROVINCE, COUNTIES / CENSUS DIVISIONS / DISTRICTS AND URBAN PLACES, CANADA, 2000
 SOMMAIRE STATISTIQUE DE L'ETAT CIVIL, PAR PROVINCE, COMTES / DIVISIONS DE RECENSEMENT / DISTRICTS ET LES CENTRES URBAINS, CANADA, 2000

| COUNTIES / CENSUS DIVISIONS / DISTRICTS AND URBAN PLACES COMTES / DIVISIONS DE RECENSEMENT / DISTRICTS ET LES CENTRES URBAINS | LIVE BIRTHS - NAISSANCES VIVANTES | | | STILL BIRTHS - MORT- NES | DEATHS - DECES | | | INFANT DEATHS - DECES INFANTILES | | | MAR- RIAGES - MA- RIAGES | |
|--|---|----------------------------|-----------------------------|--------------------------------------|----------------------|----------------------------|-----------------------------|--|----------------------------------|------------------------------------|---|-----|
| | TOTAL | MALE - MAS- CULIN | FEMALE - FE- MININ | - | TOTAL | MALE - MAS- CULIN | FEMALE - FE- MININ | TOTAL | NEONATAL | | POST- NEO- NATAL - POST NEO- NATALS | |
| | | | | | | | | | < 7 DAYS - < 7 JOURS | 7-27 DAYS - 7-27 JOURS | | |
| | QUEBEC | | | | | | | | | | | |
| PORTNEUF | | | | | | | | | | | | |
| LINTON UNO | - | - | - | - | - | - | - | - | - | - | - | - |
| NEUVILLE V | 37 | 19 | 18 | 2 | 15 | 8 | 7 | - | - | - | - | 9 |
| NOTRE-DAME-DE-PORTNEUF P | 15 | 4 | 11 | - | 11 | 7 | 4 | - | - | - | - | - |
| PONT-ROUGE V | 57 | 28 | 29 | - | 42 | 27 | 15 | - | - | - | - | 12 |
| PORTNEUF V | 15 | 11 | 4 | - | 13 | 11 | 2 | 1 | - | 1 | - | 3 |
| RIVIERE-A-PIERRE M | 4 | 2 | 2 | - | 7 | 6 | 1 | - | - | - | - | 1 |
| SAINT-ALBAN M | 6 | 4 | 2 | - | 8 | 7 | 1 | - | - | - | - | 2 |
| SAINT-BASILE V | 17 | 10 | 7 | - | 24 | 17 | 7 | - | - | - | - | 3 |
| SAINT-CASIMIR M | 8 | 4 | 4 | 1 | 31 | 14 | 17 | - | - | - | - | 3 |
| SAINT-GILBERT P | 6 | 4 | 2 | - | 1 | 1 | - | - | - | - | - | 2 |
| SAINT-LEONARD-DE-PORTNEUF M | 11 | 7 | 4 | - | 5 | 3 | 2 | - | - | - | - | - |
| SAINT-MARC-DES-CARRIERES VL | 13 | 4 | 9 | - | 37 | 21 | 16 | - | - | - | - | 2 |
| SAINT-RAYMOND V | 70 | 34 | 36 | - | 68 | 35 | 33 | 1 | 1 | - | - | 22 |
| SAINT-THURIBE P | 1 | 1 | - | - | 1 | - | 1 | - | - | - | - | 1 |
| SAINT-UBALDE M | 11 | 8 | 3 | - | 12 | 5 | 7 | - | - | - | - | 3 |
| SAINTE-CHRISTINE-D'Auvergne M | 2 | 1 | 1 | - | 2 | 1 | 1 | - | - | - | - | 2 |
| QUEBEC COUNTY UNKNOWN | | | | | | | | | | | | |
| TOTAL | 3 | 2 | 1 | - | 308 | 134 | 174 | 1 | 1 | - | - | - |
| QUEBEC CD-CSD UNKNOWN | 3 | 2 | 1 | - | 308 | 134 | 174 | 1 | 1 | - | - | - |
| RIMOUSKI-NEIGETTE | | | | | | | | | | | | |
| TOTAL | 429 | 220 | 209 | 3 | 348 | 179 | 169 | 2 | 1 | - | 1 | 118 |
| * QUEBEC CSD UNKNOWN | - | - | - | - | - | - | - | - | - | - | - | - |
| ESPRIT-SAINT M | - | - | - | - | 4 | 3 | 1 | - | - | - | - | - |
| GRAND-LAC-TOURADI UNO | - | - | - | - | - | - | - | - | - | - | - | - |
| LA TRINITE-DES-MONTS P | 2 | 1 | 1 | - | 3 | 2 | 1 | - | - | - | - | - |
| LAC-HURON UNO | - | - | - | - | - | - | - | - | - | - | - | - |
| LE BIC M | 24 | 13 | 11 | 1 | 10 | 8 | 2 | - | - | - | - | 8 |
| MONT-LEBEL M | 1 | 1 | - | - | 2 | 1 | 1 | - | - | - | - | - |
| POINTE-AU-PERE V | 48 | 26 | 22 | - | 12 | 7 | 5 | - | - | - | - | 3 |
| RIMOUSKI V | 238 | 117 | 121 | 1 | 248 | 109 | 139 | 2 | 1 | - | 1 | 84 |
| RIMOUSKI-EST VL | 17 | 8 | 9 | - | 14 | 8 | 6 | - | - | - | - | 4 |
| SAINT-ANACLET-DE-LESSARD P | 32 | 17 | 15 | - | 11 | 7 | 4 | - | - | - | - | 3 |
| SAINT-EUGENE-DE-LADRIERE P | 3 | 1 | 2 | - | 2 | - | 2 | - | - | - | - | 1 |
| SAINT-FABIEN P | 13 | 8 | 5 | - | 20 | 16 | 4 | - | - | - | - | 8 |
| SAINT-MARCELLIN P | 2 | 1 | 1 | - | 1 | 1 | - | - | - | - | - | - |
| SAINT-MARCISSE-DE-RIMOUSKI P | 6 | 3 | 3 | - | 8 | 6 | 2 | - | - | - | - | 1 |
| SAINT-VALERIE P | 9 | 4 | 5 | - | 2 | 2 | - | - | - | - | - | 1 |
| SAINTE-BLANDINE P | 28 | 15 | 13 | - | 11 | 9 | 2 | - | - | - | - | 5 |
| SAINTE-ODILE-SUR-RIMOUSKI P | 6 | 5 | 1 | 1 | - | - | - | - | - | - | - | - |
| RIVIERE-DU-LOUP | | | | | | | | | | | | |
| TOTAL | 299 | 153 | 146 | 1 | 265 | 140 | 125 | 1 | - | - | 1 | 117 |
| * QUEBEC CSD UNKNOWN | - | - | - | - | - | - | - | - | - | - | - | - |
| CACOUNA R | - | - | - | - | - | - | - | - | - | - | - | - |
| L'ISLE-VERTE M | 12 | 8 | 4 | - | 10 | 4 | 6 | - | - | - | - | 3 |
| NOTRE-DAME-DES-SEPT-DOULEURS P | - | - | - | - | - | - | - | - | - | - | - | - |
| NOTRE-DAME-DU-PORTAGE P | 11 | 6 | 5 | - | 5 | 2 | 3 | - | - | - | - | 4 |
| RIVIERE-DU-LOUP V | - | - | - | - | 4 | 3 | 1 | - | - | - | - | - |
| SAINT-ANTONIN P | 60 | 29 | 31 | - | 18 | 12 | 6 | - | - | - | - | 6 |
| SAINT-ARSENE P | 11 | 9 | 2 | - | 6 | 3 | 3 | - | - | - | - | 4 |
| SAINT-CYPRIEN M | 14 | 6 | 8 | - | 17 | 7 | 10 | - | - | - | - | 2 |
| SAINT-EPIPHANE M | 12 | 6 | 6 | - | 6 | 3 | 3 | - | - | - | - | 2 |
| SAINT-FRANCOIS-XAVIER-DE-VIGER M | 3 | 1 | 2 | - | 1 | 1 | - | - | - | - | - | 1 |
| SAINT-GEORGES-DE-CACOUNA P | 3 | 1 | 2 | - | - | - | - | - | - | - | - | - |
| SAINT-GEORGES-DE-CACOUNA VL | 16 | 8 | 8 | - | 11 | 7 | 4 | - | - | - | - | 6 |
| SAINT-HUBERT P | 11 | 6 | 5 | 1 | 7 | 3 | 4 | - | - | - | - | 9 |
| SAINT-MODESTE P | 13 | 6 | 7 | - | 3 | 3 | - | - | - | - | - | 1 |
| SAINT-PATRICE-DE-LA-RIVIERE-DU-LOUP P | 128 | 64 | 64 | - | 174 | 91 | 83 | - | - | - | - | 79 |
| SAINT-PAUL-DE-LA-CROIX P | 5 | 3 | 2 | - | 3 | 1 | 2 | 1 | - | - | 1 | - |
| WHITWORTH R | - | - | - | - | - | - | - | - | - | - | - | - |
| ROBERT-CLICHE | | | | | | | | | | | | |
| TOTAL | 209 | 106 | 103 | - | 144 | 78 | 66 | - | - | - | - | 135 |
| * QUEBEC CSD UNKNOWN | - | - | - | - | - | - | - | - | - | - | - | - |
| BEAUCEVILLE V | 69 | 35 | 34 | - | 62 | 31 | 31 | - | - | - | - | 9 |
| SAINT-ALFRED M | 7 | 5 | 2 | - | 2 | 1 | 1 | - | - | - | - | 1 |
| SAINT-FREDERIC P | 8 | 3 | 5 | - | 8 | 5 | 3 | - | - | - | - | 3 |
| SAINT-JOSEPH-DE-BEAUCE V | 50 | 29 | 21 | - | 32 | 15 | 17 | - | - | - | - | 105 |
| SAINT-JOSEPH-DES-ERABLES M | 1 | 1 | - | - | - | - | - | - | - | - | - | - |
| SAINT-JULES P | 6 | 1 | 5 | - | 3 | 2 | 1 | - | - | - | - | 1 |
| SAINT-OBILON-DE-CRANBOURNE P | 17 | 7 | 10 | - | 5 | 4 | 1 | - | - | - | - | 5 |
| SAINT-SEVERIN P | 2 | 2 | - | - | 1 | 1 | - | - | - | - | - | 1 |

GENERAL SUMMARY OF VITAL STATISTICS, BY PROVINCE, COUNTIES / CENSUS DIVISIONS / DISTRICTS AND URBAN PLACES, CANADA, 2000
 SOMMAIRE STATISTIQUE DE L'ETAT CIVIL, PAR PROVINCE, COMTES / DIVISIONS DE RECENSEMENT / DISTRICTS ET LES CENTRES URBAINS, CANADA, 2000

| COUNTIES / CENSUS DIVISIONS / DISTRICTS AND URBAN PLACES COMTES / DIVISIONS DE RECENSEMENT / DISTRICTS ET LES CENTRES URBAINS | LIVE BIRTHS - NAISSANCES VIVANTES | | | STILL BIRTHS - MORT- NES | DEATHS - DECES | | | INFANT DEATHS - DECES INFANTILES | | | MAR- RIAGES - MA- RIAGES | |
|--|---|---------------|--------------|--------------------------------------|----------------------|----------------------------------|------------------------------------|--|----------------------------|---|---|-----|
| | TOTAL | MALE | FEMALE | | TOTAL | MALE | FEMALE | TOTAL | NEONATAL - NEONATALS | | POST- NEO- NATAL - POST NEO- NATALS | |
| | | MAS- CULIN | FE- MININ | | | < 7 DAYS - < 7 JOURS | 7-27 DAYS - 7-27 JOURS | | | | | |
| | QUEBEC | | | | | | | | | | | |
| ROBERT-CLICHE | | | | | | | | | | | | |
| SAINT-VICTOR M | 27 | 12 | 15 | - | 23 | 13 | 10 | - | - | - | - | 9 |
| TRING-JONCTION VL | 22 | 11 | 11 | - | 8 | 6 | 2 | - | - | - | - | 1 |
| ROUSSILLON (3) | | | | | | | | | | | | |
| TOTAL | 1,520 | 773 | 747 | 5 | 733 | 394 | 339 | 6 | 2 | 2 | 2 | 283 |
| * QUEBEC CSD UNKNOWN | - | - | - | - | - | - | - | - | - | - | - | - |
| CANDIAC V | 142 | 70 | 72 | - | 32 | 20 | 12 | - | - | - | - | 8 |
| CHATEAUGUAY V | 355 | 182 | 173 | 1 | 302 | 151 | 151 | 2 | - | 2 | - | 111 |
| DELSON V | 68 | 40 | 28 | - | 26 | 15 | 11 | - | - | - | - | 10 |
| KAHNAWAKE 14 R | 66 | 36 | 30 | - | 38 | 26 | 12 | - | - | - | - | 18 |
| LA PRAIRIE V | 230 | 115 | 115 | - | 142 | 65 | 77 | - | - | - | - | 44 |
| LERY V | 21 | 10 | 11 | - | 13 | 8 | 5 | - | - | - | - | 9 |
| MERCIER V | 106 | 56 | 50 | - | 29 | 20 | 9 | - | - | - | - | 9 |
| SAINT-CONSTANT V | 248 | 122 | 126 | - | 73 | 42 | 31 | 2 | 1 | - | 1 | 42 |
| SAINT-ISIDORE P | 18 | 9 | 9 | - | 13 | 7 | 6 | 1 | - | - | - | 8 |
| SAINT-MATHIEU M | 14 | 6 | 8 | - | 7 | 6 | 1 | - | - | - | - | 3 |
| SAINT-PHILIPPE P | 47 | 24 | 23 | - | 13 | 5 | 8 | - | - | - | - | 5 |
| SAINTE-CATHERINE V | 205 | 103 | 102 | 4 | 45 | 29 | 16 | 1 | 1 | - | - | 16 |
| ROUVILLE | | | | | | | | | | | | |
| TOTAL | 259 | 130 | 129 | 2 | 211 | 122 | 89 | - | - | - | - | 84 |
| * QUEBEC CSD UNKNOWN | - | - | - | - | - | - | - | - | - | - | - | - |
| ANGE-GARDIEN M | 21 | 11 | 10 | - | 9 | 5 | 4 | - | - | - | - | 4 |
| MARIEVILLE V | 54 | 29 | 25 | 1 | 77 | 44 | 33 | - | - | - | - | 22 |
| RICHELIEU V | 50 | 23 | 27 | 1 | 46 | 33 | 13 | - | - | - | - | 13 |
| ROUGEMONT M | 17 | 9 | 8 | - | 8 | 5 | 3 | - | - | - | - | 14 |
| SAINT-CESAIRE V | 49 | 24 | 25 | - | 31 | 16 | 15 | - | - | - | - | 7 |
| SAINT-MATHIAS-SUR-RICHELIEU M | 30 | 13 | 17 | - | 15 | 8 | 7 | - | - | - | - | 10 |
| SAINT-PAUL-D'ABBOTSFORD P | 26 | 15 | 11 | - | 23 | 10 | 13 | - | - | - | - | 10 |
| SAINTE-ANGELE-DE-MONNOIR P | 12 | 6 | 6 | - | 2 | 1 | 1 | - | - | - | - | 4 |
| ROUYN-NORANDA | | | | | | | | | | | | |
| TOTAL | 419 | 219 | 200 | 2 | 260 | 152 | 108 | 1 | - | 1 | - | 113 |
| * QUEBEC CSD UNKNOWN | - | - | - | - | - | - | - | - | - | - | - | - |
| ARNTFIELD M | 1 | - | 1 | - | - | - | - | - | - | - | - | - |
| BELLECOMBE M | 10 | 4 | 6 | - | 2 | 2 | - | - | - | - | - | 2 |
| CADILLAC V | 5 | 2 | 3 | - | 9 | 5 | 4 | - | - | - | - | - |
| CLOUTIER M | 3 | 1 | 2 | - | 2 | 2 | - | - | - | - | - | - |
| D'ALEMBERT M | 16 | 9 | 7 | - | 1 | 1 | - | - | - | - | - | - |
| DESTOR M | 4 | 1 | 3 | - | 1 | 1 | - | - | - | - | - | 2 |
| EVAIN M | 45 | 24 | 21 | 1 | 15 | 10 | 5 | 1 | - | 1 | - | 7 |
| LAC-MONTANIER UNO | - | - | - | - | - | - | - | - | - | - | - | - |
| LAC-SURIMAU UNO | - | - | - | - | - | - | - | - | - | - | - | - |
| MCWATTERS M | 26 | 14 | 12 | - | 5 | 2 | 3 | - | - | - | - | 4 |
| MONTBEILLARD M | 9 | 5 | 4 | - | 5 | 4 | 1 | - | - | - | - | - |
| RAPIDE-DES-CEDRES UNO | - | - | - | - | - | - | - | - | - | - | - | - |
| ROLLET M | 2 | 1 | 1 | - | 3 | - | 3 | - | - | - | - | - |
| ROUYN-NORANDA V | 282 | 153 | 129 | 1 | 213 | 122 | 91 | - | - | - | - | 96 |
| SAINT-JOSEPH-DE-CLERICY M | 11 | 3 | 8 | - | 1 | 1 | - | - | - | - | - | 2 |
| SAINT-NORBERT-DE-MONT-BRUN M | 5 | 2 | 3 | - | 3 | 2 | 1 | - | - | - | - | - |
| SEPT-RIVIERES - CANIAPISCAU | | | | | | | | | | | | |
| TOTAL | 440 | 237 | 203 | 2 | 189 | 112 | 77 | 3 | 1 | - | 2 | 97 |
| * QUEBEC CSD UNKNOWN | - | - | - | - | - | - | - | - | - | - | - | - |
| CANIAPISCAU UNO | - | - | - | - | - | - | - | - | - | - | - | - |
| FERMONT V | 34 | 20 | 14 | - | 5 | 3 | 2 | - | - | - | - | - |
| GALLIX M | 8 | 4 | 4 | 1 | 1 | 1 | - | - | - | - | - | - |
| KAWAWACHIKAMACH TR | 12 | 3 | 9 | - | 2 | 2 | - | - | - | - | - | - |
| LAC-JUILLET UNO | - | - | - | - | - | - | - | - | - | - | - | - |
| LAC-VACHER UNO | - | - | - | - | - | - | - | - | - | - | - | - |
| LAC-WALKER UNO | - | - | - | - | - | - | - | - | - | - | - | - |
| MALIOTENAM 27A R | 28 | 14 | 14 | - | 5 | 3 | 2 | - | - | - | - | 4 |
| MATIMEKOSH R | 7 | 5 | 2 | - | 2 | 1 | 1 | - | - | - | - | 1 |
| MOISIE V | 7 | 3 | 4 | - | 2 | 1 | 1 | - | - | - | - | 1 |
| PORT-CARTIER V | 50 | 27 | 23 | - | 34 | 20 | 14 | 1 | 1 | - | - | 12 |
| RIVIERE-MOUCHALAGANE UNO | - | - | - | - | - | - | - | - | - | - | - | - |
| RIVIERE-NIPISSIS UNO | - | - | - | - | - | - | - | - | - | - | - | - |
| RIVIERE-PENTECOTE M | 3 | 2 | 1 | - | 6 | 5 | 1 | - | - | - | - | 1 |
| SCHAEFFERVILLE V | 22 | 11 | 11 | - | 3 | 2 | 1 | 1 | - | - | 1 | 3 |
| SEPT-ILES V | 255 | 141 | 114 | 1 | 124 | 70 | 54 | 1 | - | - | 1 | 75 |
| UASHAT R | 14 | 7 | 7 | - | 5 | 4 | 1 | - | - | - | - | 1 |
| SHERBROOKE | | | | | | | | | | | | |
| TOTAL | 1,454 | 744 | 710 | 4 | 1,075 | 546 | 529 | 8 | 5 | - | 3 | 528 |

GENERAL SUMMARY OF VITAL STATISTICS, BY PROVINCE, COUNTIES / CENSUS DIVISIONS / DISTRICTS AND URBAN PLACES, CANADA, 2000
 SOMMAIRE STATISTIQUE DE L'ETAT CIVIL, PAR PROVINCE, COMTES / DIVISIONS DE RECENSEMENT / DISTRICTS ET LES CENTRES URBAINS, CANADA, 2000

| COUNTIES / CENSUS DIVISIONS / DISTRICTS AND URBAN PLACES COMTES / DIVISIONS DE RECENSEMENT / DISTRICTS ET LES CENTRES URBAINS | LIVE BIRTHS - NAISSANCES VIVANTES | | | STILL BIRTHS - MORT- NES | DEATHS - DECES | | | INFANT DEATHS - DECES INFANTILES | | | MAR- RIAGES - | |
|--|---|---------------|--------------|--------------------------------------|----------------------|---------------|--------------|--|----------------------------|-------------------|-----------------------------|----------------|
| | TOTAL | MALE | FEMALE | | TOTAL | MALE | FEMALE | TOTAL | NEONATAL - NEONATALS | | POST- NEO- NATAL - | MAR- RIAGES |
| | | MAS- CULIN | FE- MININ | | | MAS- CULIN | FE- MININ | | < 7 DAYS - | 7-27 DAYS - | | |
| | | | | | | | | | < 7 JOURS | 7-27 JOURS | | |
| QUEBEC | | | | | | | | | | | | |
| SHERBROOKE | - | - | - | - | - | - | - | - | - | - | - | - |
| * QUEBEC CSD UNKNOWN | - | - | - | - | - | - | - | - | - | - | - | - |
| ASCOT M | 119 | 60 | 59 | - | 27 | 12 | 15 | 2 | 1 | - | 1 | 10 |
| BROMPTONVILLE V | 56 | 33 | 23 | - | 21 | 13 | 8 | - | - | - | - | 16 |
| DEAUVILLE VL | 40 | 15 | 25 | - | 30 | 21 | 9 | 1 | - | - | 1 | 5 |
| FLEURINONT V | 173 | 96 | 77 | 1 | 83 | 42 | 41 | 1 | 1 | - | - | 10 |
| LENOXVILLE V | 53 | 19 | 34 | 1 | 59 | 24 | 35 | - | - | - | - | 34 |
| ROCK FOREST V | 234 | 121 | 113 | - | 56 | 31 | 25 | 1 | 1 | - | - | 20 |
| SAINT-ELIE-D'ORFORD M | 115 | 55 | 60 | - | 20 | 12 | 8 | - | - | - | - | 23 |
| SHERBROOKE V | 643 | 335 | 308 | 2 | 766 | 383 | 383 | 3 | 2 | - | 1 | 400 |
| WATERVILLE V | 21 | 10 | 11 | - | 13 | 8 | 5 | - | - | - | - | 10 |
| TEMISCAMINGUE | | | | | | | | | | | | |
| TOTAL | 192 | 99 | 93 | 2 | 125 | 67 | 58 | 3 | 2 | 1 | - | 62 |
| * QUEBEC CSD UNKNOWN | - | - | - | - | - | - | - | - | - | - | - | - |
| ANGLIERS VL | - | - | - | - | - | - | - | - | - | - | - | - |
| BEARN M | 8 | 5 | 3 | - | 6 | 2 | 4 | - | - | - | - | - |
| BELLETERRE V | 4 | 1 | 3 | - | 1 | - | 1 | - | - | - | - | 1 |
| DUHAMEL-OUEST M | - | - | - | - | - | - | - | - | - | - | - | - |
| FUGEREVILLE M | 5 | 1 | 4 | - | 1 | 1 | - | - | - | - | - | 1 |
| GUERIN CT | 2 | 2 | - | - | 1 | 1 | - | - | - | - | - | - |
| HUNTER'S POINT S-E | - | - | - | - | - | - | - | - | - | - | - | - |
| KEBAOMEK R | - | 6 | 3 | - | 10 | 7 | 3 | 1 | - | 1 | - | 2 |
| KIPAWA M | 2 | 1 | 1 | - | 3 | 3 | - | - | - | - | - | - |
| LAFORCE M | 2 | 1 | 1 | - | 3 | 3 | - | - | - | - | - | - |
| LATULIPPE-ET-GABOURY CU | 7 | 2 | 5 | - | 4 | 3 | 1 | - | - | - | - | 3 |
| LAVERLOCHERE P | 10 | 5 | 5 | - | 4 | 1 | 3 | - | - | - | - | 2 |
| LORRAINVILLE M | 17 | 10 | 7 | - | 7 | 4 | 3 | - | - | - | - | 4 |
| MOFFET M | 2 | 1 | 1 | - | 1 | 1 | - | - | - | - | - | - |
| NEDELEC CT | 9 | 5 | 4 | - | 2 | 2 | - | - | - | - | - | - |
| NOTRE-DAME-DU-NORD M | 17 | 9 | 8 | - | 11 | 8 | 3 | - | - | - | - | 5 |
| REMIGNY M | 3 | 2 | 1 | - | 3 | 2 | 1 | - | - | - | - | 2 |
| RIVIERE-KIPAWA UNO | - | - | - | - | 1 | - | 1 | - | - | - | - | 1 |
| SAINT-BRUNO-DE-GUIGUES M | 9 | 3 | 6 | - | 5 | 4 | 1 | - | - | - | - | 5 |
| SAINT-EDOUARD-DE-FABRE P | 4 | 2 | 2 | - | 4 | 2 | 2 | - | - | - | - | 1 |
| SAINT-EUGENE-DE-GUIGUES M | 6 | 1 | 5 | - | 2 | - | 2 | 1 | 1 | - | - | 1 |
| TEMISCAMING V | 34 | 18 | 16 | 1 | 16 | 6 | 10 | 1 | 1 | - | - | 13 |
| TIMISKAMING 19 R | - | - | - | - | - | - | - | - | - | - | - | - |
| VILLE-MARIE V | 38 | 22 | 16 | - | 41 | 18 | 23 | - | - | - | - | 21 |
| WINNEWAY S-E | 6 | 3 | 3 | 1 | 2 | 2 | - | - | - | - | - | - |
| TEMISCOUATA | | | | | | | | | | | | |
| TOTAL | 199 | 101 | 98 | - | 184 | 96 | 88 | - | - | - | - | 48 |
| * QUEBEC CSD UNKNOWN | - | - | - | - | - | - | - | - | - | - | - | - |
| AUCLAIR M | 7 | 3 | 4 | - | 3 | 2 | 1 | - | - | - | - | 2 |
| BIENCOURT M | 8 | 4 | 4 | - | 5 | 3 | 2 | - | - | - | - | 1 |
| CABANO V | 36 | 15 | 21 | - | 14 | 6 | 8 | - | - | - | - | 4 |
| DEGELIS V | 25 | 8 | 17 | - | 17 | 7 | 10 | - | - | - | - | 10 |
| LAC-DES-AIGLES M | 5 | 4 | 1 | - | 3 | 3 | - | - | - | - | - | - |
| LEJEUNE M | 8 | 4 | 4 | - | 1 | 1 | - | - | - | - | - | 1 |
| NOTRE-DAME-DU-LAC V | 18 | 10 | 8 | - | 34 | 20 | 14 | - | - | - | - | 3 |
| PACKINGTON P | 5 | 4 | 1 | - | 7 | 4 | 3 | - | - | - | - | - |
| POHENEGAMOOK V | 21 | 12 | 9 | - | 15 | 5 | 10 | - | - | - | - | 6 |
| RIVIERE-BLEUE M | 13 | 4 | 9 | - | 32 | 12 | 20 | - | - | - | - | 3 |
| SAINT-ATHANASE M | 5 | 3 | 2 | - | 2 | 1 | 1 | - | - | - | - | 3 |
| SAINT-ELZEAR M | 3 | 1 | 2 | - | 1 | 1 | - | - | - | - | - | 1 |
| SAINT-EUSEBE P | 5 | 3 | 2 | - | 3 | 2 | 1 | - | - | - | - | - |
| SAINT-HONORE M | 4 | 1 | 3 | - | 6 | 3 | 3 | - | - | - | - | 1 |
| SAINT-JEAN-DE-LA-LANDE M | 2 | 2 | - | - | 4 | 4 | - | - | - | - | - | 2 |
| SAINT-JUSTE-DU-LAC M | 8 | 5 | 3 | - | 4 | 1 | 3 | - | - | - | - | 1 |
| SAINT-LOUIS-DU-HA! HA! P | 8 | 7 | 1 | - | 14 | 7 | 7 | - | - | - | - | 6 |
| SAINT-MARC-DU-LAC-LONG P | 5 | 3 | 2 | - | 3 | 2 | 1 | - | - | - | - | 2 |
| SAINT-MICHEL-DU-SQUATEC P | 11 | 8 | 3 | - | 14 | 11 | 3 | - | - | - | - | 2 |
| SAINT-PIERRE-DE-LAHY M | 2 | - | 2 | - | 2 | 1 | 1 | - | - | - | - | - |
| TERRITOIRE NORDIQUE | | | | | | | | | | | | |
| TOTAL | 811 | 435 | 376 | 6 | 174 | 105 | 69 | 10 | 1 | 3 | 6 | 123 |
| * QUEBEC CSD UNKNOWN | - | - | - | - | - | - | - | - | - | - | - | - |
| AKULIVIK TI | - | - | - | - | - | - | - | - | - | - | - | - |
| AKULIVIK VN | 22 | 13 | 9 | - | - | - | - | - | - | - | - | 1 |
| AUPALUK TI | - | - | - | - | - | - | - | - | - | - | - | - |
| AUPALUK VN | 2 | 1 | 1 | - | 2 | 1 | 1 | - | - | - | - | - |
| BAIE-D'HUDSON UNO | - | - | - | - | - | - | - | - | - | - | - | - |
| BAIE-JAMES M | 14 | 8 | 6 | - | 4 | 2 | 2 | - | - | - | - | 2 |
| CHAPAIS V | 24 | 15 | 9 | - | 8 | 5 | 3 | - | - | - | - | 4 |

GENERAL SUMMARY OF VITAL STATISTICS, BY PROVINCE, COUNTIES / CENSUS DIVISIONS / DISTRICTS AND URBAN PLACES, CANADA, 2000
 SOMMAIRE STATISTIQUE DE L'ETAT CIVIL, PAR PROVINCE, COMTES / DIVISIONS DE RECENSEMENT / DISTRICTS ET LES CENTRES URBAINS, CANADA, 2000

| COUNTIES / CENSUS DIVISIONS / DISTRICTS AND URBAN PLACES COMTES / DIVISIONS DE RECENSEMENT / DISTRICTS ET LES CENTRES URBAINS | LIVE BIRTHS - NAISSANCES VIVANTES | | | STILL BIRTHS - MORT- NES | DEATHS - DECES | | | INFANT DEATHS - DECES INFANTILES | | | MAR- RIAGES - MA- RIAGES | |
|--|---|---------------|--------------|-----------------------------------|----------------------|----------------------------------|------------------------------------|--|----------|---|---|-----|
| | TOTAL | MALE | FEMALE | | TOTAL | MALE | FEMALE | TOTAL | NEONATAL | | POST- NEO- NATAL - POST NEO- NATALS | |
| | | MAS- CULIN | FE- MININ | | | NEONATALS | | | | | | |
| | | | | | | < 7 DAYS - < 7 JOURS | 7-27 DAYS - 7-27 JOURS | | | | | |
| QUEBEC | | | | | | | | | | | | |
| TERRITOIRE NORDIQUE | | | | | | | | | | | | |
| CHIBOUGAMAU V | 104 | 57 | 47 | - | 26 | 15 | 11 | - | - | - | 23 | |
| CHISASIBI TR | 103 | 59 | 44 | - | 13 | 7 | 6 | 1 | - | - | 17 | |
| CHISASIBI VC | 1 | - | 1 | - | - | - | - | - | - | - | - | |
| EASTMAIN TR | 18 | 10 | 8 | - | 1 | 1 | - | 1 | - | 1 | - | |
| EASTMAIN VC | - | - | - | - | - | - | - | - | - | - | - | |
| FORT-RUPERT VC | 1 | - | 1 | - | - | - | - | - | - | - | - | |
| INUKJUAQ VN | 29 | 13 | 16 | - | 11 | 7 | 4 | 1 | 1 | - | 4 | |
| INUKJUAQ TI | - | - | - | - | - | - | - | - | - | - | - | |
| IVUJIVIK VN | 7 | 5 | 2 | - | 4 | 2 | 2 | 1 | - | 1 | 1 | |
| KANGIQSUALUJUAQ TI | - | - | - | - | - | - | - | - | - | - | - | |
| KANGIQSUALUJUAQ VN | 11 | 4 | 7 | 1 | 6 | 3 | 3 | 2 | - | 2 | 3 | |
| KANGIQSUJUAQ TI | - | - | - | - | - | - | - | - | - | - | - | |
| KANGIQSUJUAQ VN | 14 | 10 | 4 | - | 1 | - | 1 | 1 | - | 1 | 1 | |
| KANGIRSUK TI | - | - | - | - | - | - | - | - | - | - | - | |
| KANGIRSUK VN | 17 | 7 | 10 | - | 5 | 3 | 2 | - | - | - | 1 | |
| KUUJUAQ TI | - | - | - | - | - | - | - | - | - | - | - | |
| KUUJUAQ VN | 46 | 24 | 22 | - | 11 | 7 | 4 | - | - | - | 7 | |
| KUUJUARAPIK VN | 19 | 15 | 4 | 1 | 7 | 5 | 2 | - | - | - | 5 | |
| LEBEL-SUR-QUEVILLON V | 45 | 22 | 23 | - | 15 | 12 | 3 | - | - | - | 3 | |
| MATAGAMI V | 27 | 10 | 17 | - | 8 | 2 | 6 | 1 | - | 1 | 2 | |
| MISTASSINI VC | - | - | - | - | - | - | - | - | - | - | - | |
| MISTISSINI TR | 56 | 23 | 33 | - | 9 | 3 | 6 | - | - | - | 21 | |
| NEMISCAU TR | 14 | 8 | 6 | - | 1 | 1 | - | - | - | - | 2 | |
| NEMISCAU VC | - | - | - | - | - | - | - | - | - | - | - | |
| OUGE-BOUGOMOU S-E | 17 | 12 | 5 | - | 3 | 2 | 1 | - | - | - | 1 | |
| POSTE-DE-LA-BALEINE VC | - | - | - | - | - | - | - | - | - | - | - | |
| PUVIRNITUQ VN | 46 | 25 | 21 | - | 7 | 6 | 1 | 1 | 1 | - | 10 | |
| QUAQTAQ TI | - | - | - | - | - | - | - | - | - | - | - | |
| QUAQTAQ VN | 14 | 7 | 7 | - | 3 | 1 | 2 | - | - | - | 2 | |
| RIVIERE-KOKSOAK UNO | - | - | - | - | - | - | - | - | - | - | - | |
| SALLUIT TI | - | - | - | - | - | - | - | - | - | - | - | |
| SALLUIT VN | 29 | 15 | 14 | - | 6 | 6 | - | - | - | - | 1 | |
| SCHEFFERVILLE VK | - | - | - | - | - | - | - | - | - | - | - | |
| TASIUJUAQ TI | - | - | - | - | - | - | - | - | - | - | - | |
| TASIUJUAQ VN | 7 | 3 | 4 | - | 4 | 3 | 1 | - | - | - | - | |
| UMIUJUAQ VN | 13 | 9 | 4 | - | 2 | - | 2 | - | - | - | - | |
| WASKAGANISH TR | 42 | 23 | 19 | 2 | 8 | 7 | 1 | 1 | 1 | - | 6 | |
| WASWANIPI TR | 30 | 14 | 16 | 1 | 6 | 3 | 3 | - | - | - | 2 | |
| WASWANIPI VC | 1 | 1 | - | - | 1 | - | 1 | - | - | - | - | |
| WEMINDJI TR | 29 | 15 | 14 | - | 1 | 1 | - | - | - | - | 4 | |
| WEMINDJI VC | - | - | - | 1 | - | - | - | - | - | - | - | |
| WHAPHAGOOSTUI TR | 9 | 7 | 2 | - | 1 | - | 1 | - | - | - | - | |
| THERESE-DE BLAINVILLE | | | | | | | | | | | | |
| TOTAL | 1,566 | 784 | 782 | 3 | 532 | 276 | 256 | 7 | 3 | - | 4 | 267 |
| * QUEBEC CSD UNKNOWN | - | - | - | - | - | - | - | - | - | - | - | - |
| BLAINVILLE V | 534 | 263 | 271 | 1 | 81 | 46 | 35 | 1 | - | - | 1 | 20 |
| BOIS-DES-FILION V | 82 | 41 | 41 | - | 41 | 19 | 22 | - | - | - | - | 13 |
| BOISBRIAND V | 429 | 217 | 212 | 1 | 85 | 48 | 37 | 4 | 2 | - | 2 | 38 |
| LORRAINE V | 81 | 42 | 39 | - | 23 | 11 | 12 | - | - | - | - | 7 |
| ROSEHERE V | 100 | 45 | 55 | - | 74 | 38 | 36 | - | - | - | - | 64 |
| SAINTE-ANNE-DES-PLAINES V | 106 | 56 | 50 | - | 43 | 26 | 17 | 2 | 1 | - | 1 | 34 |
| SAINTE-THERESE V | 234 | 120 | 114 | 1 | 185 | 88 | 97 | - | - | - | - | 91 |
| VALLEE-DE-L'OR | | | | | | | | | | | | |
| TOTAL | 503 | 262 | 241 | 3 | 323 | 183 | 140 | 1 | - | - | 1 | 114 |
| * QUEBEC CSD UNKNOWN | - | - | - | - | - | - | - | - | - | - | - | - |
| BELCOURT M | 1 | 1 | - | - | - | - | - | - | - | - | - | - |
| DUBUISSON M | 23 | 14 | 9 | 1 | 6 | 5 | 1 | - | - | - | - | 4 |
| GRAND-LAC-VICTORIA S-E | 5 | 2 | 3 | - | 1 | - | 1 | - | - | - | - | - |
| LAC-BRICAULT UNO | - | - | - | - | - | - | - | - | - | - | - | - |
| LAC-FOUILLAC UNO | - | - | - | - | - | - | - | - | - | - | - | - |
| LAC-GRANET UNO | - | - | - | - | - | - | - | - | - | - | - | - |
| LAC-MINGO UNO | - | - | - | - | - | - | - | - | - | - | - | - |
| LAC-QUENTIN UNO | - | - | - | - | - | - | - | - | - | - | - | - |
| LAC-SIMON R | 31 | 15 | 16 | 1 | 2 | 1 | 1 | - | - | - | - | 5 |
| MALARTIC V | 48 | 24 | 24 | - | 46 | 35 | 11 | - | - | - | - | 11 |
| MATCHI-MANITOU UNO | 3 | - | 3 | - | - | - | - | - | - | - | - | - |
| RESERVOIR-DOZOIS UNO | - | - | - | - | - | - | - | - | - | - | - | - |
| RIVIERE-HEVA M | 7 | 3 | 4 | - | 1 | 1 | - | - | - | - | - | - |
| SENNETERRE P | 9 | 2 | 7 | - | 1 | - | 1 | - | - | - | - | - |
| SENNETERRE V | 46 | 27 | 19 | - | 30 | 17 | 13 | 1 | - | - | 1 | 8 |
| SULLIVAN M | 33 | 16 | 17 | - | 17 | 7 | 10 | - | - | - | - | 7 |
| VAL-D'OR V | 246 | 134 | 112 | 1 | 209 | 109 | 100 | - | - | - | - | 79 |

GENERAL SUMMARY OF VITAL STATISTICS, BY PROVINCE, COUNTIES / CENSUS DIVISIONS / DISTRICTS AND URBAN PLACES, CANADA, 2000
 SOMMAIRE STATISTIQUE DE L'ETAT CIVIL, PAR PROVINCE, COMTES / DIVISIONS DE RECENSEMENT / DISTRICTS ET LES CENTRES URBAINS, CANADA, 2000

| COUNTIES / CENSUS DIVISIONS / DISTRICTS AND URBAN PLACES COMTES / DIVISIONS DE RECENSEMENT / DISTRICTS ET LES CENTRES URBAINS | LIVE BIRTHS - NAISSANCES VIVANTES | | | STILL BIRTHS - MORT- NES | DEATHS - DECES | | | INFANT DEATHS - DECES INFANTILES | | | MAR- RIAGES - MA- RIAGES |
|--|---|---------------|--------------|--------------------------------------|----------------------|---------------|--------------|--|---------------|------------------------|--------------------------------------|
| | TOTAL | MALE | FEMALE | | TOTAL | MALE | FEMALE | TOTAL | NEONATAL | POST- NEO- NATAL | |
| | | MAS- CULIN | FE- MININ | | | MAS- CULIN | FE- MININ | | NEONATALS | POST NEO- NATALS | |
| | | | | | | | | | < 7 DAYS | 7-27 DAYS | |
| | | | | | | | | < 7 JOURS | 7-27 JOURS | | |
| ONTARIO | | | | | | | | | | | |
| DUFFERIN COUNTY | | | | | | | | | | | |
| MONO TP | 7 | 4 | 3 | - | 5 | 2 | 3 | - | - | - | 61 |
| MULMUR TP | 22 | 14 | 8 | - | 6 | 5 | 1 | - | - | - | 16 |
| ORANGEVILLE T | 436 | 225 | 211 | 2 | 198 | 84 | 114 | 1 | 1 | - | 163 |
| SHELburne T | 74 | 38 | 36 | - | 100 | 47 | 53 | - | - | - | 25 |
| DUNDAS COUNTY | | | | | | | | | | | |
| TOTAL | 226 | 116 | 110 | 2 | 172 | 85 | 87 | 2 | - | 1 | 104 |
| * ONTARIO CSD UNKNOWN | 1 | 1 | - | - | - | - | - | - | - | - | - |
| NORTH DUNDAS TP | 129 | 69 | 60 | 1 | 87 | 44 | 43 | - | - | - | 41 |
| SOUTH DUNDAS TP | 96 | 46 | 50 | 1 | 85 | 41 | 44 | 2 | - | 1 | 63 |
| DURHAM REGIONAL MUNICIPALITY | | | | | | | | | | | |
| TOTAL | 5,628 | 2,832 | 2,796 | 34 | 2,836 | 1,442 | 1,394 | 26 | 13 | 2 | 2,001 |
| * ONTARIO CSD UNKNOWN | - | - | - | - | 1 | - | 1 | - | - | - | - |
| AJAX T | 941 | 487 | 454 | 5 | 259 | 128 | 131 | 6 | 5 | - | 211 |
| BROCK TP | 130 | 70 | 60 | 1 | 155 | 83 | 72 | 2 | 1 | - | 68 |
| CLARINGTON T | 788 | 386 | 402 | 5 | 429 | 233 | 196 | 2 | 1 | - | 240 |
| OSHAWA C | 1,566 | 781 | 785 | 11 | 972 | 489 | 483 | 6 | 3 | 1 | 757 |
| PICKERING T | 1,009 | 497 | 512 | 7 | 332 | 164 | 168 | 5 | 2 | - | 203 |
| SCUGOG TP | 194 | 100 | 94 | 2 | 153 | 86 | 67 | - | - | - | 149 |
| UXBRIDGE TP | 148 | 83 | 65 | 1 | 123 | 57 | 66 | - | - | - | 93 |
| WHITBY T | 852 | 428 | 424 | 2 | 412 | 202 | 210 | 5 | 1 | 1 | 280 |
| ELGIN COUNTY | | | | | | | | | | | |
| TOTAL | 929 | 482 | 447 | 3 | 727 | 363 | 364 | 4 | 2 | 1 | 464 |
| * ONTARIO CSD UNKNOWN | - | - | - | - | - | - | - | - | - | - | - |
| AYLMER T | 187 | 99 | 88 | 2 | 102 | 46 | 56 | - | - | - | 62 |
| BAYHAM TP | 71 | 42 | 29 | - | 43 | 29 | 14 | - | - | - | 27 |
| CENTRAL ELGIN TP | 57 | 27 | 30 | - | 68 | 29 | 39 | - | - | - | 80 |
| DUTTON DUNWICH TP | 25 | 17 | 8 | - | 35 | 15 | 20 | - | - | - | 13 |
| MALAHIDE TP | 33 | 20 | 13 | - | 13 | 7 | 6 | - | - | - | 41 |
| SOUTHWOLD TP | 54 | 26 | 28 | - | 41 | 25 | 16 | 1 | - | 1 | 12 |
| ST. THOMAS C | 456 | 228 | 228 | 1 | 373 | 181 | 192 | 3 | 2 | 1 | 209 |
| WEST ELGIN TP | 46 | 23 | 23 | - | 52 | 31 | 21 | - | - | - | 20 |
| ESSEX COUNTY | | | | | | | | | | | |
| TOTAL | 4,482 | 2,333 | 2,149 | 34 | 2,829 | 1,375 | 1,454 | 24 | 14 | 2 | 2,189 |
| * ONTARIO CSD UNKNOWN | - | - | - | - | - | - | - | - | - | - | - |
| AMHERSTBURG TP | 237 | 147 | 90 | - | 135 | 66 | 69 | - | - | - | 112 |
| ESSEX T | 231 | 116 | 115 | 2 | 122 | 62 | 60 | 1 | - | - | 125 |
| KINGSVILLE T | 185 | 94 | 91 | 2 | 148 | 67 | 81 | 3 | 3 | - | 104 |
| LAKESHORE T | 276 | 145 | 131 | 2 | 148 | 73 | 75 | 3 | 2 | - | 81 |
| LASALLE T | 263 | 130 | 133 | 2 | 62 | 36 | 26 | 2 | 2 | - | 213 |
| LEAMINGTON T | 374 | 211 | 163 | 5 | 267 | 120 | 147 | 2 | 1 | - | 136 |
| PELEE TP | 1 | 1 | - | - | 3 | 2 | 1 | - | - | - | 2 |
| TECUMSEH T | 191 | 104 | 87 | 2 | 152 | 65 | 87 | 1 | - | 1 | 144 |
| WINDSOR C | 2,724 | 1,385 | 1,339 | 19 | 1,792 | 884 | 908 | 12 | 6 | 2 | 1,272 |
| FRONTENAC COUNTY | | | | | | | | | | | |
| TOTAL | 1,303 | 659 | 644 | 9 | 1,229 | 597 | 632 | 10 | 6 | 2 | 850 |
| * ONTARIO CSD UNKNOWN | - | - | - | - | - | - | - | - | - | - | - |
| CENTRAL FRONTENAC TP | 51 | 33 | 18 | 1 | 55 | 30 | 25 | - | - | - | 17 |
| FRONTENAC ISLAND TP | 6 | 5 | 1 | - | 7 | 2 | 5 | - | - | - | 18 |
| KINGSTON (GREATER) C | 1,104 | 553 | 551 | 8 | 1,037 | 487 | 550 | 8 | 5 | 2 | 714 |
| NORTH FRONTENAC TP | 5 | 3 | 2 | - | 18 | 12 | 6 | - | - | - | 10 |
| SOUTH FRONTENAC TP | 137 | 65 | 72 | - | 112 | 66 | 46 | 2 | 1 | - | 91 |
| GLENGARRY COUNTY | | | | | | | | | | | |
| TOTAL | 169 | 73 | 96 | 3 | 216 | 115 | 101 | - | - | - | 117 |
| * ONTARIO CSD UNKNOWN | - | - | - | - | - | - | - | - | - | - | - |
| NORTH GLENGARRY TP | 97 | 39 | 58 | 1 | 138 | 71 | 67 | - | - | - | 65 |
| SOUTH GLENGARRY TP | 72 | 34 | 38 | 2 | 78 | 44 | 34 | - | - | - | 52 |
| GRENVILLE COUNTY | | | | | | | | | | | |
| TOTAL | 339 | 174 | 165 | 3 | 268 | 138 | 130 | 1 | 1 | - | 200 |
| * ONTARIO CSD UNKNOWN | - | - | - | - | - | - | - | - | - | - | - |
| AUGUSTA TP | 25 | 14 | 11 | 1 | 22 | 10 | 12 | - | - | - | 23 |
| CARDINAL VL | 29 | 17 | 12 | - | 2 | 1 | 1 | - | - | - | 7 |
| EDWARDSBURG TP | 29 | 18 | 11 | 1 | 11 | 5 | 6 | - | - | - | 13 |
| MERRICKVILLE-WOLFORD TP | 34 | 14 | 20 | - | 46 | 22 | 24 | - | - | - | 42 |
| NORTH GRENVILLE TP | 155 | 79 | 76 | 1 | 114 | 59 | 55 | - | - | - | 65 |
| PRESCOTT T | 67 | 32 | 35 | - | 73 | 41 | 32 | 1 | 1 | - | 50 |

GENERAL SUMMARY OF VITAL STATISTICS, BY PROVINCE, COUNTIES / CENSUS DIVISIONS / DISTRICTS AND URBAN PLACES, CANADA, 2000
 SOMMAIRE STATISTIQUE DE L'ETAT CIVIL, PAR PROVINCE, COMTES / DIVISIONS DE RECENSEMENT / DISTRICTS ET LES CENTRES URBAINS, CANADA, 2000

| COUNTIES / CENSUS DIVISIONS / DISTRICTS AND URBAN PLACES COMTES / DIVISIONS DE RECENSEMENT / DISTRICTS ET LES CENTRES URBAINS | LIVE BIRTHS - NAISSANCES VIVANTES | | | STILL BIRTHS - MORT- NES | DEATHS - DECES | | | INFANT DEATHS - DECES INFANTILES | | | MAR- RIAGES - MA- RIAGES |
|--|---|---------------|--------------|-----------------------------------|----------------------|---------------|--------------|--|----------------------------------|------------------------------------|--------------------------------------|
| | TOTAL | MALE | FEMALE | | TOTAL | MALE | FEMALE | TOTAL | NEONATAL | POST- NEO- NATAL | |
| | | MAS- CULIN | FE- MININ | | | MAS- CULIN | FE- MININ | | NEONATALS | POST NEO- NATALS | |
| | | | | | | | | | < 7 DAYS - < 7 JOURS | 7-27 DAYS - 7-27 JOURS | |
| ONTARIO | | | | | | | | | | | |
| HASTINGS COUNTY | | | | | | | | | | | |
| LIMERICK TP | - | - | - | - | - | - | - | - | - | - | 1 |
| MADOC-ELDORADO TP | 17 | 8 | 9 | - | 8 | 7 | 1 | 1 | - | - | 8 |
| MARMORA VL | 36 | 16 | 20 | 1 | 60 | 26 | 34 | - | - | - | 24 |
| MARMORA AND LAKE T | - | - | - | - | 3 | 3 | - | - | - | - | 1 |
| MAYO TP | 4 | 1 | 3 | - | - | - | - | - | - | - | 2 |
| MONTEAGLE TP | 3 | 2 | 1 | - | 5 | 1 | 4 | - | - | - | 3 |
| QUINTE WEST C | 361 | 174 | 187 | 3 | 282 | 147 | 135 | - | - | - | 194 |
| STIRLING-RAWDON TP | 69 | 39 | 30 | 2 | 71 | 33 | 38 | 1 | - | 1 | 28 |
| TUDOR AND CASHEL TP | 3 | - | 3 | - | 6 | 5 | 1 | - | - | - | 4 |
| TWEED TP | 53 | 21 | 32 | - | 59 | 37 | 22 | - | - | - | 33 |
| TYENDINAGA TP | 26 | 11 | 15 | - | 24 | 13 | 11 | - | - | - | 26 |
| WOLLASTON TP | 12 | 5 | 7 | - | 9 | 6 | 3 | - | - | - | 5 |
| HURON COUNTY | | | | | | | | | | | |
| TOTAL | 582 | 284 | 298 | 2 | 594 | 276 | 318 | 2 | - | 1 | 379 |
| * ONTARIO CSD UNKNOWN | - | - | - | - | - | - | - | - | - | - | - |
| ASHFIELD TP | 5 | 2 | 3 | - | 3 | 2 | 1 | - | - | - | 12 |
| BAYFIELD VL | 13 | 6 | 7 | - | 19 | 11 | 8 | - | - | - | 17 |
| BLYTH VL | 11 | 5 | 6 | - | 10 | 7 | 3 | - | - | - | 13 |
| BRUSSELS VL | 30 | 13 | 17 | - | 26 | 10 | 16 | - | - | - | 11 |
| CLINTON T | 47 | 27 | 20 | - | 40 | 16 | 24 | - | - | - | 29 |
| COLBORNE-HURON TP | 13 | 4 | 9 | - | 13 | 7 | 6 | - | - | - | 50 |
| EAST WAMANOSH TP | 3 | 1 | 2 | - | 3 | 2 | 1 | - | - | - | 4 |
| EXETER T | 36 | 14 | 22 | - | 71 | 40 | 31 | - | - | - | 15 |
| GODERICH T | 56 | 22 | 34 | - | 64 | 30 | 34 | - | - | - | 39 |
| GODERICH TOWNSHIP TP | 40 | 22 | 18 | 1 | 60 | 36 | 24 | - | - | - | 22 |
| GREY TP | 27 | 18 | 9 | - | 19 | 10 | 9 | - | - | - | 12 |
| HAY TP | 2 | 1 | 1 | - | 14 | 3 | 11 | - | - | - | 8 |
| HENSALL VL | 21 | 10 | 11 | - | 24 | 8 | 16 | - | - | - | 9 |
| HOWICK TP | 54 | 21 | 33 | - | 18 | 6 | 12 | - | - | - | 20 |
| HULLETT TP | 22 | 12 | 10 | - | 7 | 4 | 3 | - | - | - | 11 |
| MCKILLOP TP | 6 | 3 | 3 | - | 4 | 2 | 2 | - | - | - | 2 |
| MORRIS TP | 10 | 6 | 4 | - | 4 | 2 | 2 | 1 | - | 1 | 6 |
| SEAFORTH T | 31 | 11 | 20 | 1 | 44 | 21 | 23 | - | - | - | 14 |
| STANLEY TP | 16 | 6 | 10 | - | 4 | 3 | 1 | - | - | - | 5 |
| STEPHEN TOWNSHIP TP | 32 | 16 | 16 | - | 20 | 10 | 10 | - | - | - | 22 |
| TUCKERSMITH TP | 17 | 12 | 5 | - | 31 | 7 | 24 | - | - | - | 11 |
| TURNBERRY TP | 12 | 8 | 4 | - | 18 | 5 | 13 | - | - | - | 10 |
| USBORNE TP | 1 | - | 1 | - | 2 | 1 | 1 | 1 | 1 | - | 2 |
| WEST WAMANOSH TP | 11 | 8 | 3 | - | 5 | 3 | 2 | - | - | - | 7 |
| WINGHAM T | 46 | 24 | 22 | - | 53 | 23 | 30 | - | - | - | 20 |
| ZURICH VL | 20 | 12 | 8 | - | 18 | 7 | 11 | - | - | - | 8 |
| KENORA DISTRICT | | | | | | | | | | | |
| TOTAL | 1,086 | 536 | 550 | 12 | 532 | 265 | 267 | 9 | 5 | 2 | 352 |
| DRYDEN T | 132 | 66 | 66 | 2 | 76 | 34 | 42 | 1 | - | 1 | 75 |
| EAGLE LAKE TP | - | - | - | - | 1 | 1 | - | - | - | - | 4 |
| EAR FALLS TP | 16 | 9 | 7 | - | 6 | 3 | 3 | - | - | - | 8 |
| IGNACE TP | 25 | 16 | 9 | - | 16 | 9 | 7 | - | - | - | 6 |
| KENORA C | 163 | 98 | 65 | 1 | 212 | 96 | 116 | - | - | - | 112 |
| KENORA INDIAN RESERVES R | 171 | 77 | 94 | 2 | 37 | 20 | 17 | - | - | - | 20 |
| KENORA, UNORGANIZED UNO | 415 | 195 | 220 | 5 | 109 | 62 | 47 | 5 | 4 | 1 | 61 |
| MACHIN TP | 14 | 5 | 9 | 1 | 11 | 7 | 4 | 1 | - | 1 | 5 |
| PICKLE LAKE TP | 9 | 5 | 4 | - | 1 | - | 1 | - | - | - | 1 |
| RED LAKE TP | 49 | 19 | 30 | - | 25 | 17 | 8 | 1 | - | 1 | 18 |
| STOIX LOOKOUT T | 84 | 41 | 43 | 1 | 37 | 16 | 21 | 1 | 1 | - | 36 |
| STOIX NARROWS TP | 8 | 5 | 3 | - | 1 | - | 1 | - | - | - | 6 |
| KENT COUNTY | | | | | | | | | | | |
| TOTAL | 1,166 | 587 | 579 | 9 | 1,057 | 529 | 528 | 5 | 3 | 1 | 613 |
| * ONTARIO CSD UNKNOWN | - | - | - | - | - | - | - | - | - | - | - |
| CHATHAM-KENT C | 1,166 | 587 | 579 | 9 | 1,057 | 529 | 528 | 5 | 3 | 1 | 613 |
| LAMBTON COUNTY | | | | | | | | | | | |
| TOTAL | 1,104 | 569 | 535 | 3 | 1,172 | 616 | 556 | 5 | 4 | - | 734 |
| * ONTARIO CSD UNKNOWN | 8 | 3 | 5 | - | 10 | 8 | 2 | - | - | - | - |
| ALVINSTON VL | 22 | 8 | 14 | - | 17 | 11 | 6 | - | - | - | 6 |
| ARKONA VL | 7 | 2 | 5 | - | 3 | 1 | 2 | - | - | - | 3 |
| BOSANQUET T | 4 | 2 | 2 | - | 26 | 16 | 10 | - | - | - | 13 |
| BROOKE - LAMBTON TP | 3 | 2 | 1 | - | 1 | 1 | - | - | - | - | 1 |
| DAWN-EUPHEMIA TP | 11 | 7 | 4 | - | 9 | 6 | 3 | - | - | - | 11 |
| ENNISKILLEN TP | 8 | 7 | 1 | - | 12 | 5 | 7 | - | - | - | 1 |
| FOREST T | 47 | 21 | 26 | 1 | 58 | 31 | 27 | - | - | - | 30 |
| GRAND BEND VL | 9 | 4 | 5 | - | 38 | 26 | 12 | - | - | - | 31 |

GENERAL SUMMARY OF VITAL STATISTICS, BY PROVINCE, COUNTIES / CENSUS DIVISIONS / DISTRICTS AND URBAN PLACES, CANADA, 2000
 SOMMAIRE STATISTIQUE DE L'ETAT CIVIL, PAR PROVINCE, COMTES / DIVISIONS DE RECENSEMENT / DISTRICTS ET LES CENTRES URBAINS, CANADA, 2000

| COUNTIES / CENSUS DIVISIONS / DISTRICTS AND URBAN PLACES COMTES / DIVISIONS DE RECENSEMENT / DISTRICTS ET LES CENTRES URBAINS | LIVE BIRTHS - NAISSANCES VIVANTES | | | STILL BIRTHS - MORT- NES | DEATHS - DECES | | | INFANT DEATHS - DECES INFANTILES | | | MAR- RIAGES - MA- RIAGES |
|--|---|---------------|--------------|--------------------------------------|----------------------|-----------|----------------|--|----------------------------------|------------------------------------|--------------------------------------|
| | TOTAL | MALE | FEMALE | | TOTAL | MALE | FEMALE | TOTAL | NEONATAL | POST- NEO- NATAL | |
| | | MAS- CULIN | FE- MININ | | | NEONATALS | NEO- NATALS | | | | |
| | | | | | | | | | < 7 DAYS - < 7 JOURS | 7-27 DAYS - 7-27 JOURS | POST NEO- NATALS |
| ONTARIO | | | | | | | | | | | |
| LAMBTON COUNTY | | | | | | | | | | | |
| KETTLE POINT INDIAN RESERVES R | 1 | - | 1 | - | 6 | 1 | 5 | - | - | - | 3 |
| MOORE TP | 94 | 39 | 55 | - | 63 | 45 | 18 | - | - | - | 50 |
| OIL SPRINGS VL | 15 | 7 | 8 | - | 10 | 4 | 6 | - | - | - | 4 |
| PETROLIA T | 67 | 38 | 29 | - | 118 | 49 | 69 | - | - | - | 38 |
| PLYMPTON TP | 21 | 12 | 9 | 1 | 13 | 9 | 4 | - | - | - | 32 |
| POINT EDWARD VL | 13 | 7 | 6 | - | 23 | 13 | 10 | - | - | - | 19 |
| SARNIA TP | 645 | 343 | 302 | 1 | 671 | 338 | 333 | 5 | 4 | - | 409 |
| SOMBRA TP | 27 | 12 | 15 | - | 22 | 16 | 6 | - | - | - | 26 |
| THEDFORD VL | 12 | 9 | 3 | - | 10 | 4 | 6 | - | - | - | 11 |
| WALPOLE ISLAND R | 2 | 1 | 1 | - | 3 | 3 | - | - | - | - | 6 |
| WARWICK T | 52 | 25 | 27 | - | 44 | 22 | 22 | - | - | - | 25 |
| WYOMING VL | 36 | 20 | 16 | - | 15 | 7 | 8 | - | - | - | 15 |
| LANARK COUNTY | | | | | | | | | | | |
| TOTAL | 648 | 313 | 335 | - | 600 | 274 | 326 | - | - | - | 378 |
| * ONTARIO CSD UNKNOWN | - | - | - | - | - | - | - | - | - | - | - |
| BATHURST-NORTH BURGESS-S. SHERBROOKE TP | 15 | 7 | 8 | - | 47 | 17 | 30 | - | - | - | 14 |
| BECKWITH TP | 3 | 2 | 1 | - | 11 | 8 | 3 | - | - | - | 6 |
| CARLETON PLACE T | 156 | 69 | 87 | - | 94 | 35 | 59 | - | - | - | 65 |
| DRUMMOND-NORTH ELMSEY TP | 7 | 3 | 4 | - | 12 | 9 | 3 | - | - | - | 17 |
| LANARK HIGHLAND TP | 28 | 11 | 17 | - | 28 | 20 | 8 | - | - | - | 40 |
| MISSISSIPPI MILLS T | 104 | 56 | 48 | - | 122 | 49 | 73 | - | - | - | 88 |
| MONTAGUE TP | 2 | - | 2 | - | 7 | 6 | 1 | - | - | - | 5 |
| PERTH T | 131 | 71 | 60 | - | 136 | 69 | 67 | - | - | - | 88 |
| SMITHS FALLS T | 202 | 94 | 108 | - | 143 | 61 | 82 | - | - | - | 55 |
| LEEDS COUNTY | | | | | | | | | | | |
| TOTAL | 573 | 288 | 285 | 2 | 606 | 307 | 299 | 2 | 1 | - | 421 |
| * ONTARIO CSD UNKNOWN | - | - | - | - | - | - | - | - | - | - | - |
| ATHENS VL | 32 | 8 | 24 | - | 26 | 11 | 15 | - | - | - | 14 |
| BROCKVILLE C | 260 | 132 | 128 | 1 | 235 | 120 | 115 | 1 | 1 | - | 151 |
| ELIZABETHTOWN TP | 20 | 13 | 7 | - | 74 | 33 | 41 | - | - | - | 15 |
| FRONT OF ESCOTT TP | 5 | 2 | 3 | - | - | - | - | - | - | - | 12 |
| FRONT OF LEEDS AND LANSLOWNE TP | 42 | 20 | 22 | - | 23 | 8 | 15 | - | - | - | 13 |
| FRONT OF YONGE TP | 38 | 19 | 19 | - | 29 | 17 | 12 | - | - | - | 16 |
| GANANOQUE T | 61 | 35 | 26 | 1 | 99 | 42 | 57 | - | - | - | 82 |
| KITLEY TP | 21 | 12 | 9 | - | 12 | 8 | 4 | - | - | - | 7 |
| REAR OF LEEDS AND LANSLOWNE TP | 32 | 13 | 19 | - | 27 | 21 | 6 | - | - | - | 22 |
| REAR OF YONGE AND ESCOTT TP | - | - | - | - | 2 | 2 | - | - | - | - | - |
| RIDEAU LAKES TP | 46 | 25 | 21 | - | 60 | 37 | 23 | - | - | - | 49 |
| WESTPORT VL | 16 | 9 | 7 | - | 19 | 8 | 11 | 1 | - | - | 40 |
| LENNOX AND ADDINGTON COUNTY | | | | | | | | | | | |
| TOTAL | 355 | 178 | 177 | 3 | 375 | 194 | 181 | - | - | - | 241 |
| * ONTARIO CSD UNKNOWN | - | - | - | - | - | - | - | - | - | - | - |
| ADDINGTON HIGHLANDS TP | 19 | 10 | 9 | - | 36 | 22 | 14 | - | - | - | 25 |
| GREATER MAPANEE T | 163 | 82 | 81 | 1 | 181 | 79 | 102 | - | - | - | 117 |
| LOYALIST TP | 106 | 54 | 52 | 1 | 117 | 65 | 52 | - | - | - | 68 |
| STONE MILLS TP | 67 | 32 | 35 | 1 | 41 | 28 | 13 | - | - | - | 31 |
| MANITOULIN DISTRICT | | | | | | | | | | | |
| TOTAL | 135 | 71 | 64 | 1 | 120 | 58 | 62 | 1 | - | - | 91 |
| * ONTARIO CSD UNKNOWN | - | - | - | - | - | - | - | - | - | - | - |
| ASSIGNACK TP | 6 | 2 | 4 | - | 2 | 2 | - | - | - | - | 4 |
| BARRIE ISLAND TP | - | - | - | - | - | - | - | - | - | - | - |
| BILLINGS TP | 3 | 2 | 1 | - | 5 | 3 | 2 | - | - | - | 6 |
| BURPEE MILLS T | 5 | 2 | 3 | - | 1 | 1 | - | - | - | - | - |
| CENTRAL MANITOULIN T | 12 | 4 | 8 | - | 11 | 6 | 5 | - | - | - | 9 |
| COCKBURN ISLAND TP | - | - | - | - | - | - | - | - | - | - | - |
| GORDON TP | - | - | - | - | - | - | - | - | - | - | 3 |
| GORE BAY T | 7 | 3 | 4 | - | 30 | 9 | 21 | - | - | - | 16 |
| KILLARNEY T | 2 | 1 | 1 | - | 8 | 4 | 4 | - | - | - | 7 |
| MANITOULIN INDIAN RESERVES R | 40 | 20 | 20 | 1 | 24 | 15 | 9 | 1 | - | - | 15 |
| MANITOULIN UNORGANIZED UNO | 7 | 4 | 3 | - | 5 | 3 | 2 | - | - | - | 10 |
| NORTHEASTERN MANITOULIN MAINLAND UNO | 52 | 33 | 19 | - | 28 | 11 | 17 | - | - | - | 20 |
| TEHKUMMAH TP | 1 | - | 1 | - | 6 | 4 | 2 | - | - | - | 1 |
| MIDDLESEX COUNTY | | | | | | | | | | | |
| TOTAL | 4,294 | 2,203 | 2,091 | 18 | 3,111 | 1,517 | 1,594 | 31 | 12 | 8 | 2,386 |
| * ONTARIO CSD UNKNOWN | - | - | - | - | - | - | - | - | - | - | - |
| ADELAIDE TP | 11 | 4 | 7 | - | 7 | 2 | 5 | - | - | - | 3 |
| AILSA CRAIG VL | 26 | 14 | 12 | - | 26 | 16 | 10 | - | - | - | 7 |
| BELTON TP | 25 | 14 | 11 | - | 16 | 8 | 8 | 1 | 1 | - | 23 |
| EAST WILLIAMS TP | 3 | 3 | - | - | 2 | 1 | 1 | - | - | - | 4 |

GENERAL SUMMARY OF VITAL STATISTICS, BY PROVINCE, COUNTIES / CENSUS DIVISIONS / DISTRICTS AND URBAN PLACES, CANADA, 2000
 SOMMAIRE STATISTIQUE DE L'ETAT CIVIL, PAR PROVINCE, COMTES / DIVISIONS DE RECENSEMENT / DISTRICTS ET LES CENTRES URBAINS, CANADA, 2000

| COUNTIES / CENSUS DIVISIONS / DISTRICTS AND URBAN PLACES COMTES / DIVISIONS DE RECENSEMENT / DISTRICTS ET LES CENTRES URBAINS | LIVE BIRTHS - NAISSANCES VIVANTES | | | STILL BIRTHS - MORT- NES | DEATHS - DECES | | | INFANT DEATHS - DECES INFANTILES | | | MAR- RIAGES - MA- RIAGES |
|--|---|---------------|--------------|--------------------------------------|----------------------|---------------|--------------|--|---------------|------------------------|--------------------------------------|
| | TOTAL | MALE | FEMALE | | TOTAL | MALE | FEMALE | TOTAL | NEONATAL | POST- NEO- NATAL | |
| | | MAS- CULIN | FE- MININ | | | MAS- CULIN | FE- MININ | | NEONATALS | POST NEO- NATALS | |
| | | | | | | | | | < 7 DAYS | 7-27 DAYS | |
| | | | | | | | | < 7 JOURS | 7-27 JOURS | | |
| ONTARIO | | | | | | | | | | | |
| MIDDLESEX COUNTY | | | | | | | | | | | |
| EKFRID TP | 9 | 5 | 4 | - | 2 | - | 2 | - | - | - | 4 |
| GLENCOE VL | 34 | 21 | 13 | - | 23 | 12 | 11 | 2 | - | 1 | 3 |
| LONDON C | 3,638 | 1,849 | 1,789 | 18 | 2,576 | 1,236 | 1,340 | 27 | 11 | 7 | 2,011 |
| LUCAN BIDDULPH TP | 50 | 33 | 17 | - | 24 | 13 | 11 | - | - | - | 19 |
| MCGILLIVRAY TP | 3 | 1 | 2 | - | 3 | 1 | 2 | - | - | - | 1 |
| METCALFE TP | 22 | 12 | 10 | - | 10 | 6 | 4 | - | - | - | 41 |
| MIDDLESEX CENTRE T | 129 | 70 | 59 | - | 118 | 56 | 62 | - | - | - | 88 |
| MOSA TP | - | - | - | - | - | - | - | - | - | - | 3 |
| MOUNT BRYDGES TP | 57 | 26 | 31 | - | 29 | 17 | 12 | - | - | - | 29 |
| NEWBURY VL | 6 | 3 | 3 | - | 6 | 6 | - | - | - | - | - |
| NORTH DORCHESTER TP | 68 | 31 | 37 | - | 38 | 20 | 18 | - | - | - | 53 |
| ONEIDA SE | 1 | 1 | - | - | - | - | - | - | - | - | 2 |
| PARKHILL T | 25 | 15 | 10 | - | 41 | 21 | 20 | 1 | - | 1 | 14 |
| STRATHROY T | 179 | 97 | 82 | - | 160 | 86 | 74 | - | - | - | 75 |
| WARDSVILLE VL | 7 | 4 | 3 | - | 27 | 13 | 14 | - | - | - | 5 |
| WEST WILLIAMS TP | 1 | - | 1 | - | 3 | 3 | - | - | - | - | 1 |
| MUSKOKA DISTRICT MUNICIPALITY | | | | | | | | | | | |
| TOTAL | 455 | 240 | 215 | 1 | 500 | 273 | 227 | 2 | 1 | - | 565 |
| * ONTARIO CSD UNKNOWN | - | - | - | - | - | - | - | - | - | - | - |
| BRACEBRIDGE T | 111 | 56 | 55 | 1 | 160 | 80 | 80 | 1 | - | 1 | 131 |
| FRANKLIN TOWNSHIP TP | 16 | 10 | 6 | - | 14 | 11 | 3 | - | - | - | 49 |
| GEORGIAN BAY INDIAN RESERVES R | - | - | - | - | - | - | - | - | - | - | 1 |
| GEORGIAN BAY TP | 16 | 10 | 6 | - | 12 | 9 | 3 | - | - | - | 28 |
| GRAVENHURST T | 95 | 42 | 53 | - | 127 | 56 | 71 | 1 | 1 | - | 83 |
| HUNTSVILLE T | 180 | 103 | 77 | - | 142 | 86 | 56 | - | - | - | 146 |
| MUSKOKA LAKES TP | 37 | 19 | 18 | - | 45 | 31 | 14 | - | - | - | 127 |
| NIAGARA REGIONAL MUNICIPALITY | | | | | | | | | | | |
| TOTAL | 3,982 | 2,018 | 1,964 | 28 | 3,897 | 1,972 | 1,925 | 28 | 14 | 7 | 3,950 |
| * ONTARIO CSD UNKNOWN | - | - | - | - | - | - | - | - | - | - | - |
| FORT ERIE T | 217 | 122 | 95 | 2 | 328 | 164 | 164 | 2 | 1 | - | 143 |
| GRINSBY T | 219 | 109 | 110 | 3 | 177 | 77 | 100 | 1 | - | 1 | 93 |
| LINCOLN T | 199 | 88 | 111 | 1 | 180 | 84 | 96 | 2 | - | 1 | 203 |
| NIAGARA FALLS C | 796 | 410 | 386 | 4 | 694 | 364 | 330 | 7 | 1 | 5 | 1,756 |
| NIAGARA-ON-THE-LAKE T | 100 | 49 | 51 | - | 176 | 83 | 93 | 1 | 1 | - | 470 |
| PELHAM T | 117 | 64 | 53 | 2 | 92 | 52 | 40 | 1 | - | - | 59 |
| PORT COLBORNE C | 152 | 76 | 76 | 3 | 182 | 92 | 90 | 1 | 1 | - | 112 |
| ST. CATHARINES C | 1,339 | 690 | 649 | 10 | 1,344 | 655 | 689 | 8 | 6 | - | 702 |
| THOROLD C | 177 | 87 | 90 | - | 107 | 63 | 44 | 1 | - | - | 73 |
| WAINFLEET TP | 34 | 14 | 20 | - | 39 | 26 | 13 | 1 | 1 | - | 56 |
| WELLAND C | 483 | 240 | 243 | 2 | 528 | 278 | 250 | 3 | 3 | - | 249 |
| WEST LINCOLN TP | 149 | 69 | 80 | 1 | 50 | 34 | 16 | - | - | - | 34 |
| NIPISSING DISTRICT | | | | | | | | | | | |
| TOTAL | 847 | 418 | 429 | 2 | 738 | 366 | 372 | 5 | - | 1 | 502 |
| * ONTARIO CSD UNKNOWN | - | - | - | - | - | - | - | - | - | - | - |
| BEAR ISLAND TP | 2 | 1 | 1 | - | - | - | - | - | - | - | 2 |
| BONFIELD TP | 15 | 11 | 4 | - | 4 | 3 | 1 | - | - | - | 9 |
| CALVIN TP | - | - | - | - | 2 | 2 | - | - | - | - | - |
| CHISHOLM TP | - | - | - | - | 1 | 1 | - | - | - | - | 1 |
| EAST FERRIS TP | 35 | 19 | 16 | - | 48 | 27 | 21 | - | - | - | 16 |
| MATTAWA T | 33 | 12 | 21 | - | 36 | 17 | 19 | - | - | - | 18 |
| MATTAPAN TP | 1 | - | 1 | - | 1 | - | 1 | - | - | - | - |
| NIPISSING UNORGANIZED UNO | 44 | 23 | 21 | 1 | 18 | 9 | 9 | - | - | - | 17 |
| NORTH BAY C | 574 | 280 | 294 | 1 | 480 | 229 | 251 | 5 | - | 1 | 330 |
| PAPINEAU-CAMERON TP | 5 | 2 | 3 | - | 9 | 4 | 5 | - | - | - | 1 |
| SOUTH ALGONQUIN TP | 12 | 5 | 7 | - | 15 | 7 | 8 | - | - | - | 19 |
| TEMAGAMI T | 6 | 3 | 3 | - | 5 | 2 | 3 | - | - | - | 9 |
| WEST NIPISSING T | 120 | 62 | 58 | - | 119 | 65 | 54 | - | - | - | 80 |
| NORTHUMBERLAND COUNTY | | | | | | | | | | | |
| TOTAL | 595 | 349 | 246 | 1 | 810 | 415 | 395 | 1 | - | - | 473 |
| * ONTARIO CSD UNKNOWN | - | - | - | - | - | - | - | - | - | - | - |
| ALDERVILLE 37, INDIAN RESERVES R | 1 | 1 | - | - | - | - | - | - | - | - | 3 |
| ALNWICK TP | 20 | 12 | 8 | - | 20 | 15 | 5 | - | - | - | 15 |
| BRIGHTON T | 51 | 32 | 19 | - | 53 | 28 | 25 | - | - | - | 32 |
| BRIGHTON TP | 27 | 19 | 8 | - | 25 | 13 | 12 | - | - | - | 26 |
| BROOKSIDE TP | 16 | 8 | 8 | - | 23 | 17 | 6 | - | - | - | 27 |
| CAMPBELLFORD SEYMOUR T | 61 | 36 | 25 | - | 87 | 46 | 41 | - | - | - | 47 |
| COBOURG T | 181 | 108 | 73 | - | 269 | 122 | 147 | - | - | - | 130 |
| COLBORNE-NORTHUMBERLAND VL | 28 | 14 | 14 | - | 20 | 10 | 10 | - | - | - | 9 |
| CRAMAHE TP | 13 | 8 | 5 | - | 19 | 13 | 6 | - | - | - | 10 |
| HAMILTON TOWNSHIP - NORTHUMBERLAND TP | 38 | 21 | 17 | - | 45 | 21 | 24 | - | - | - | 39 |

GENERAL SUMMARY OF VITAL STATISTICS, BY PROVINCE, COUNTIES / CENSUS DIVISIONS / DISTRICTS AND URBAN PLACES, CANADA, 2000
 SOMMAIRE STATISTIQUE DE L'ETAT CIVIL, PAR PROVINCE, COMTES / DIVISIONS DE RECENSEMENT / DISTRICTS ET LES CENTRES URBAINS, CANADA, 2000

| COUNTIES / CENSUS DIVISIONS / DISTRICTS AND URBAN PLACES COMTES / DIVISIONS DE RECENSEMENT / DISTRICTS ET LES CENTRES URBAINS | LIVE BIRTHS - NAISSANCES VIVANTES | | | STILL BIRTHS - MORT- NES | DEATHS - DECES | | | INFANT DEATHS - DECES INFANTILES | | | MAR- RIAGES - MA- RIAGES | |
|--|---|---------------|--------------|--------------------------------------|----------------------|---------------|--------------|--|--------------|---------------|--------------------------------------|------------------------|
| | TOTAL | MALE | FEMALE | | TOTAL | MALE | FEMALE | TOTAL | NEONATAL | | POST- NEO- NATAL | |
| | | MAS- CULIN | FE- MININ | | | MAS- CULIN | FE- MININ | | NEONATALS | | | |
| | | | | | | | | | < 7 DAYS | 7-27 DAYS | | POST NEO- NATALS |
| | | | | | | | | | < 7 JOURS | 7-27 JOURS | | |
| ONTARIO | | | | | | | | | | | | |
| NORTHUMBERLAND COUNTY | | | | | | | | | | | | |
| HASTINGS VL | 17 | 12 | 5 | - | 40 | 24 | 16 | - | - | - | - | 21 |
| HOPE TP | 14 | 8 | 6 | 1 | 19 | 14 | 5 | 1 | - | - | 1 | 25 |
| PERCY TP | 16 | 9 | 7 | - | 46 | 26 | 20 | - | - | - | - | 15 |
| PORT HOPE T | 112 | 61 | 51 | - | 144 | 66 | 78 | - | - | - | - | 74 |
| ONTARIO COUNTY UNKNOWN | | | | | | | | | | | | |
| TOTAL | 9 | 3 | 6 | - | 164 | 119 | 45 | 6 | 5 | - | 1 | - |
| ONTARIO CD-CSD UNKNOWN | 9 | 3 | 6 | - | 164 | 119 | 45 | 6 | 5 | - | 1 | - |
| OTTAWA-CARLETON REGIONAL MUNICIPALITY | | | | | | | | | | | | |
| TOTAL | 8,774 | 4,470 | 4,304 | 48 | 4,861 | 2,398 | 2,463 | 62 | 39 | 5 | 18 | 4,143 |
| * ONTARIO CSD UNKNOWN | - | - | - | - | - | - | - | - | - | - | - | - |
| CUMBERLAND TP | 107 | 44 | 63 | - | 72 | 38 | 34 | 3 | 1 | 1 | 1 | 117 |
| GLOUCESTER C | 1,279 | 633 | 646 | 5 | 566 | 278 | 288 | 5 | 3 | 1 | 1 | 340 |
| GOULBOURN TP | 215 | 105 | 110 | 3 | 87 | 41 | 46 | - | - | - | - | 97 |
| KANATA C | 684 | 339 | 345 | 2 | 136 | 65 | 71 | 3 | 1 | 2 | - | 166 |
| NEPEAN C | 1,393 | 721 | 672 | 6 | 597 | 300 | 297 | 12 | 6 | 1 | 5 | 350 |
| OSGOODE TP | 190 | 102 | 88 | 1 | 98 | 58 | 40 | - | - | - | - | 193 |
| OTTAWA C | 3,769 | 1,949 | 1,820 | 23 | 2,829 | 1,385 | 1,444 | 28 | 21 | - | 7 | 2,607 |
| RIDEAU TP | 46 | 24 | 22 | - | 34 | 14 | 20 | - | - | - | - | 152 |
| ROCKCLIFFE PARK VL | 479 | 255 | 224 | 3 | 127 | 69 | 58 | 3 | - | - | 3 | 13 |
| VANIER C | 115 | 58 | 57 | 4 | 166 | 71 | 95 | 3 | 2 | - | 1 | 49 |
| WEST CARLETON TP | 497 | 240 | 257 | 1 | 149 | 79 | 70 | 5 | 5 | - | - | 59 |
| OXFORD COUNTY | | | | | | | | | | | | |
| TOTAL | 1,144 | 586 | 558 | 7 | 859 | 459 | 400 | 7 | 4 | 2 | 1 | 590 |
| * ONTARIO CSD UNKNOWN | - | - | - | - | - | - | - | - | - | - | - | - |
| BLANDFORD-BLENHEIM TP | 76 | 47 | 29 | - | 29 | 23 | 6 | 1 | 1 | - | - | 22 |
| EAST ZORRA-TAVISTOCK TP | 57 | 33 | 24 | 1 | 93 | 40 | 53 | - | - | - | - | 31 |
| INGERSOLL T | 128 | 56 | 72 | - | 92 | 48 | 44 | 1 | 1 | - | - | 112 |
| NORWICH TP | 120 | 58 | 62 | - | 65 | 31 | 34 | 3 | 1 | 1 | 1 | 54 |
| SOUTH-WEST OXFORD TP | 73 | 35 | 38 | - | 15 | 6 | 9 | - | - | - | - | 42 |
| TILLSONBURG T | 170 | 87 | 83 | 2 | 178 | 108 | 70 | - | - | - | - | 91 |
| WOODSTOCK C | 462 | 250 | 212 | 4 | 341 | 176 | 165 | 2 | 1 | 1 | - | 196 |
| ZORRA TP | 58 | 20 | 38 | - | 46 | 27 | 19 | - | - | - | - | 42 |
| PARRY SOUND DISTRICT | | | | | | | | | | | | |
| TOTAL | 333 | 182 | 151 | 1 | 407 | 218 | 189 | 3 | 2 | 1 | - | 260 |
| * ONTARIO CSD UNKNOWN | - | - | - | - | - | - | - | - | - | - | - | - |
| ALSACE TP | 9 | 2 | 7 | - | 5 | 5 | - | - | - | - | - | 3 |
| ARCHIPELAGO TP | 1 | 1 | - | - | 5 | 5 | - | - | - | - | - | 4 |
| ARMOUR TP | 7 | 1 | 6 | - | 3 | 2 | 1 | - | - | - | - | 2 |
| BURK'S FALLS VL | 13 | 7 | 6 | - | 23 | 10 | 13 | 1 | - | 1 | - | 12 |
| CARLING TP | - | - | - | - | 7 | 5 | 2 | - | - | - | - | 6 |
| JOLY TP | 1 | 1 | - | - | 1 | - | 1 | - | - | - | - | 1 |
| KEARNEY T | 4 | 3 | 1 | - | 11 | 8 | 3 | - | - | - | - | 4 |
| MACHAR TP | 3 | 3 | - | - | 1 | 1 | - | - | - | - | - | 2 |
| MAGNETAWAN TP | 4 | 3 | 1 | - | 9 | 4 | 5 | - | - | - | - | 15 |
| MCDUGALL TP | 10 | 6 | 4 | - | 15 | 8 | 7 | - | - | - | - | 3 |
| MCKELLAR TP | 2 | 1 | 1 | - | 7 | 4 | 3 | - | - | - | - | 5 |
| MCMURRICH-MONTEITH TP | 3 | 1 | 2 | - | 6 | 5 | 1 | - | - | - | - | 1 |
| NORTH HIMSWORTH TP | 30 | 13 | 17 | - | 24 | 14 | 10 | - | - | - | - | 9 |
| PARRY SOUND T | 112 | 63 | 49 | 1 | 113 | 47 | 66 | 2 | 2 | - | - | 89 |
| PARRY SOUND INDIAN RESERVES R | 3 | 1 | 2 | - | 3 | 2 | 1 | - | - | - | - | 4 |
| PARRY SOUND UNORGANIZED UNO | 23 | 19 | 4 | - | 30 | 19 | 11 | - | - | - | - | 21 |
| PERRY TP | 31 | 19 | 12 | - | 14 | 9 | 5 | - | - | - | - | 6 |
| POWASSAN T | 25 | 15 | 10 | - | 39 | 24 | 15 | - | - | - | - | 18 |
| RYERSON TP | - | - | - | - | - | - | - | - | - | - | - | - |
| SEGUIN TP | 11 | 5 | 6 | - | 25 | 15 | 10 | - | - | - | - | 26 |
| SOUTH HIMSWORTH TP | - | - | - | - | 1 | 1 | - | - | - | - | - | - |
| SOUTH RIVER VL | 10 | 2 | 8 | - | 22 | 10 | 12 | - | - | - | - | 8 |
| STRONG TP | 1 | - | 1 | - | 2 | 1 | 1 | - | - | - | - | 2 |
| SUNDRIDGE VL | 15 | 10 | 5 | - | 19 | 12 | 7 | - | - | - | - | 9 |
| TROUT CREEK T | 9 | 4 | 5 | - | 17 | 6 | 11 | - | - | - | - | 7 |
| WHITESTONE TP | 6 | 2 | 4 | - | 5 | 1 | 4 | - | - | - | - | 3 |
| PEEL REGIONAL MUNICIPALITY | | | | | | | | | | | | |
| TOTAL | 12,772 | 6,639 | 6,133 | 89 | 3,714 | 1,897 | 1,817 | 65 | 46 | 2 | 17 | 4,368 |
| * ONTARIO CSD UNKNOWN | 1 | 1 | - | - | - | - | - | - | - | - | - | - |
| BRAMPTON C | 4,540 | 2,399 | 2,141 | 32 | 1,116 | 580 | 536 | 38 | 26 | 1 | 11 | 1,297 |
| CALEDON T | 578 | 290 | 288 | 2 | 213 | 104 | 109 | 2 | 1 | - | 1 | 240 |
| MISSISSAUGA C | 7,653 | 3,949 | 3,704 | 55 | 2,385 | 1,213 | 1,172 | 25 | 19 | 1 | 5 | 2,831 |

GENERAL SUMMARY OF VITAL STATISTICS, BY PROVINCE, COUNTIES / CENSUS DIVISIONS / DISTRICTS AND URBAN PLACES, CANADA, 2000
 SOMMAIRE STATISTIQUE DE L'ETAT CIVIL, PAR PROVINCE, COMTES / DIVISIONS DE RECENSEMENT / DISTRICTS ET LES CENTRES URBAINS, CANADA, 2000

| COUNTIES / CENSUS DIVISIONS / DISTRICTS AND URBAN PLACES COMTES / DIVISIONS DE RECENSEMENT / DISTRICTS ET LES CENTRES URBAINS | LIVE BIRTHS - NAISSANCES VIVANTES | | | STILL BIRTHS - MORT- NES | DEATHS - DECES | | | INFANT DEATHS - DECES INFANTILES | | | MAR- RIAGES - MA- RIAGES |
|--|---|---------------|--------------|--------------------------------------|----------------------|----------------------------------|------------------------------------|--|----------|---|---|
| | TOTAL | MALE | FEMALE | | TOTAL | MALE | FEMALE | TOTAL | NEONATAL | | POST- NEO- NATAL - POST NEO- NATALS |
| | | MAS- CULIN | FE- MININ | | | NEONATALS | | | | | |
| | | | | | | < 7 DAYS - < 7 JOURS | 7-27 DAYS - 7-27 JOURS | | | | |
| ONTARIO | | | | | | | | | | | |
| RENFREW COUNTY | | | | | | | | | | | |
| MATAWATCHAN TP | 3 | 1 | 2 | - | 2 | 2 | - | - | - | - | 1 |
| MCNAB BRAESIDE TP | 25 | 10 | 15 | - | 15 | 12 | 3 | - | - | - | 21 |
| NORTH ALGOMA WILBERFORCE TP | 15 | 9 | 6 | - | 18 | 13 | 5 | - | - | - | 12 |
| PEMBROKE C | 252 | 128 | 124 | 1 | 299 | 138 | 161 | 2 | - | 1 | 161 |
| PETAWAWA T | 209 | 104 | 105 | 5 | 48 | 28 | 20 | 2 | 2 | - | 52 |
| RADCLIFFE TP | 11 | 4 | 7 | - | 7 | 6 | 1 | - | - | - | 5 |
| RENFREW T | 109 | 55 | 54 | 1 | 166 | 82 | 84 | - | - | - | 64 |
| ROSS TP | 8 | 7 | 1 | - | 4 | 1 | 3 | - | - | - | 8 |
| SEBASTOPOL TP | - | - | - | - | 3 | 2 | 1 | - | - | - | 4 |
| SHERWOOD, JONES AND BURNS TP | - | - | - | - | 17 | 11 | 6 | - | - | - | 1 |
| SOUTH ALGONA TP | - | - | - | - | 5 | 4 | 1 | - | - | - | 7 |
| WESTMEATH TP | 11 | 9 | 2 | - | 7 | 5 | 2 | - | - | - | 11 |
| WILNO TP | 22 | 14 | 8 | - | 17 | 11 | 6 | - | - | - | 9 |
| RUSSELL COUNTY | | | | | | | | | | | |
| TOTAL | 351 | 171 | 180 | 3 | 217 | 108 | 109 | 2 | 1 | - | 137 |
| * ONTARIO CSD UNKNOWN | - | - | - | - | - | - | - | - | - | - | - |
| BRISSON TP | 132 | 59 | 73 | 1 | 66 | 31 | 35 | 2 | 1 | - | 44 |
| CASSELMAN VL | 47 | 30 | 17 | 2 | 34 | 21 | 13 | - | - | - | 26 |
| CLARENCE-ROCKLAND C | 172 | 82 | 90 | - | 117 | 56 | 61 | - | - | - | 67 |
| SIMCOE COUNTY | | | | | | | | | | | |
| TOTAL | 3,919 | 2,011 | 1,908 | 20 | 2,822 | 1,449 | 1,373 | 14 | 8 | 1 | 2,020 |
| * ONTARIO CSD UNKNOWN | - | - | - | - | - | - | - | - | - | - | - |
| ADJALA-TOSORONTIO TP | 79 | 42 | 37 | 1 | 43 | 25 | 18 | - | - | - | 55 |
| BARRIE C | 1,336 | 679 | 657 | 9 | 649 | 332 | 317 | 3 | 1 | 1 | 611 |
| BRADFORD WEST GWILLIMBURY T | 251 | 123 | 128 | 1 | 87 | 50 | 37 | - | - | - | 77 |
| CHRISTIAN ISLAND INDIAN RESERVES R | 7 | 5 | 2 | - | 5 | 2 | 3 | - | - | - | 2 |
| CLEARVIEW T | 137 | 67 | 70 | 1 | 138 | 77 | 61 | - | - | - | 81 |
| COLLINGWOOD-SIMCOE T | 160 | 76 | 84 | 2 | 222 | 99 | 123 | 2 | 1 | - | 99 |
| ESSA TP | 162 | 87 | 75 | 1 | 88 | 50 | 38 | 2 | - | - | 55 |
| INNISFIL TP | 274 | 149 | 125 | 1 | 145 | 73 | 72 | - | - | - | 99 |
| MEDONTE-ORD TP | 88 | 42 | 46 | 1 | 53 | 34 | 19 | - | - | - | 70 |
| MIDLAND T | 156 | 79 | 77 | - | 221 | 94 | 127 | - | - | - | 144 |
| NEW TECUMSETH TP | 304 | 162 | 142 | 2 | 205 | 100 | 105 | 3 | 2 | - | 152 |
| ORILLIA C | 398 | 202 | 196 | 1 | 449 | 220 | 229 | 2 | 2 | - | 258 |
| PENETANGUISHENE T | 69 | 33 | 36 | - | 114 | 51 | 63 | - | - | - | 45 |
| RAMARA TP | 69 | 38 | 31 | - | 79 | 46 | 33 | 1 | 1 | - | 40 |
| SEVERN TP | 67 | 39 | 28 | - | 44 | 25 | 19 | 1 | 1 | - | 42 |
| SPRINGWATER TP | 102 | 51 | 51 | - | 67 | 40 | 27 | - | - | - | 64 |
| TAY T | 124 | 59 | 65 | - | 70 | 42 | 28 | - | - | - | 51 |
| TINY TP | 30 | 11 | 19 | - | 32 | 18 | 14 | - | - | - | 39 |
| WASAGA BEACH T | 106 | 67 | 39 | - | 111 | 71 | 40 | - | - | - | 36 |
| STORMONT COUNTY | | | | | | | | | | | |
| TOTAL | 641 | 330 | 311 | 1 | 664 | 349 | 315 | 9 | 3 | 2 | 352 |
| * ONTARIO CSD UNKNOWN | - | - | - | - | - | - | - | - | - | - | - |
| CORNWALL C | 464 | 242 | 222 | - | 527 | 270 | 257 | 6 | 1 | 2 | 281 |
| CORNWALL ISLAND INDIAN RESERVES R | 23 | 9 | 14 | - | 8 | 2 | 6 | 1 | - | - | 1 |
| NORTH STORMONT TP | 62 | 29 | 33 | - | 39 | 23 | 16 | 1 | 1 | - | 29 |
| SOUTH STORMONT TP | 92 | 50 | 42 | 1 | 90 | 54 | 36 | 1 | 1 | - | 42 |
| SUDBURY DISTRICT | | | | | | | | | | | |
| TOTAL | 224 | 104 | 120 | 2 | 205 | 119 | 86 | 1 | 1 | - | 166 |
| * ONTARIO CSD UNKNOWN | - | - | - | - | - | - | - | - | - | - | - |
| CHAPLEAU TP | 45 | 21 | 24 | - | 26 | 12 | 14 | - | - | - | 17 |
| ESPANOLA T | 34 | 21 | 13 | 1 | 67 | 34 | 33 | 1 | 1 | - | 57 |
| FRENCH RIVER SUBD DIS T | 11 | 4 | 7 | - | 14 | 11 | 3 | - | - | - | 14 |
| LORNE TP | 4 | 1 | 3 | - | 4 | 2 | 2 | - | - | - | 1 |
| MARKSTAY-WARREN T | 12 | 7 | 5 | - | 16 | 8 | 8 | - | - | - | 12 |
| NAIRN HYMAN TP | 4 | 1 | 3 | - | 1 | 1 | - | - | - | - | - |
| SABLES-SPANISH TP | 54 | 24 | 30 | 1 | 25 | 16 | 9 | - | - | - | 27 |
| ST. CHARLES T | 9 | 4 | 5 | - | 3 | 3 | - | - | - | - | 7 |
| SUDBURY INDIAN RESERVES R | 3 | 2 | 1 | - | 2 | 1 | 1 | - | - | - | - |
| SUDBURY UNORGANIZED UNO | 48 | 19 | 29 | - | 47 | 31 | 16 | - | - | - | 31 |
| SUDBURY REGIONAL MUNICIPALITY | | | | | | | | | | | |
| TOTAL | 1,382 | 731 | 651 | 12 | 1,407 | 788 | 619 | 10 | 7 | - | 921 |
| * ONTARIO CSD UNKNOWN | - | - | - | - | - | - | - | - | - | - | - |
| CAPREOL T | 26 | 11 | 15 | - | 31 | 19 | 12 | - | - | - | 12 |
| NICKEL CENTRE T | 103 | 58 | 45 | 1 | 72 | 48 | 24 | - | - | - | 52 |
| ONAPING FALLS T | 17 | 14 | 3 | 1 | 21 | 16 | 5 | - | - | - | 32 |
| RAYSIDE-BALFOUR T | 122 | 58 | 64 | - | 78 | 54 | 24 | - | - | - | 79 |
| SUDBURY C | 856 | 455 | 401 | 8 | 1,063 | 569 | 494 | 9 | 6 | - | 585 |

GENERAL SUMMARY OF VITAL STATISTICS, BY PROVINCE, COUNTIES / CENSUS DIVISIONS / DISTRICTS AND URBAN PLACES, CANADA, 2000
 SOMMAIRE STATISTIQUE DE L'ETAT CIVIL, PAR PROVINCE, COMTES / DIVISIONS DE RECENSEMENT / DISTRICTS ET LES CENTRES URBAINS, CANADA, 2000

| COUNTIES / CENSUS DIVISIONS / DISTRICTS AND URBAN PLACES COMTES / DIVISIONS DE RECENSEMENT / DISTRICTS ET LES CENTRES URBAINS | LIVE BIRTHS - NAISSANCES VIVANTES | | | STILL BIRTHS - MORT- NES | DEATHS - DECES | | | INFANT DEATHS - DECES INFANTILES | | | MAR- RIAGES - MA- RIAGES | |
|--|---|---------------|--------------|--------------------------------------|----------------------------------|------------------------------------|-------|--|-----|---|--------------------------------------|--------|
| | TOTAL | MALE | FEMALE | TOTAL | MALE | FEMALE | TOTAL | NEONATAL | | POST- NEO- NATAL - POST NEO- NATALS | MAR- RIAGES | |
| | | MAS- CULIN | FE- MININ | | NEONATALS | | | | | | | |
| | | | | | < 7 DAYS - < 7 JOURS | 7-27 DAYS - 7-27 JOURS | | | | | | |
| ONTARIO | | | | | | | | | | | | |
| SUDBURY REGIONAL MUNICIPALITY | | | | | | | | | | | | |
| VALLEY EAST T | 180 | 91 | 89 | 2 | 85 | 50 | 35 | 1 | 1 | - | - | 114 |
| WALDEN T | 78 | 44 | 34 | - | 57 | 32 | 25 | - | - | - | - | 47 |
| THUNDER BAY DISTRICT | | | | | | | | | | | | |
| TOTAL | 1,561 | 815 | 746 | 10 | 1,385 | 747 | 638 | 6 | 1 | 1 | 4 | 837 |
| * ONTARIO CSD UNKNOWN | - | - | - | - | - | - | - | - | - | - | - | - |
| BEARDMORE TP | 2 | 1 | 1 | - | 4 | 4 | - | - | - | - | - | - |
| CONNEE TP | 1 | - | 1 | - | - | - | - | - | - | - | - | 1 |
| DORION TP | 4 | 1 | 3 | - | 4 | 1 | 3 | - | - | - | - | 1 |
| GERALDTON T | 30 | 15 | 15 | - | 29 | 11 | 18 | - | - | - | - | 17 |
| GILLIES TP | 10 | 8 | 2 | - | 2 | 1 | 1 | - | - | - | - | 4 |
| LONGLAC T | 45 | 28 | 17 | - | 14 | 6 | 8 | - | - | - | - | 16 |
| MANITOWADGE TP | 37 | 17 | 20 | - | 14 | 9 | 5 | 1 | - | 1 | - | 8 |
| MARATHON T | 32 | 19 | 13 | 1 | 15 | 8 | 7 | - | - | - | - | 11 |
| NAKINA TP | 10 | 8 | 2 | - | 1 | 1 | - | - | - | - | - | 2 |
| NEEBING TP | 1 | - | 1 | - | 2 | 2 | - | - | - | - | - | - |
| NIPIGON TP | 25 | 13 | 12 | - | 28 | 13 | 15 | 1 | - | - | 1 | 10 |
| O'CONNOR TP | - | - | - | - | - | - | - | - | - | - | - | 1 |
| OLIVER PAIPOONGE TP | 37 | 20 | 17 | - | 19 | 13 | 6 | - | - | - | - | 17 |
| RED ROCK TP | 14 | 8 | 6 | - | 4 | 3 | 1 | 1 | 1 | - | - | 6 |
| SCHREIBER TP | 15 | 12 | 3 | - | 5 | 4 | 1 | - | - | - | - | 7 |
| SHUNIAH TP | 7 | 1 | 6 | - | 3 | 3 | - | - | - | - | - | 4 |
| TERRACE BAY TP | 18 | 7 | 11 | - | 7 | 4 | 3 | - | - | - | - | 5 |
| THUNDER BAY C | 1,186 | 618 | 568 | 9 | 1,186 | 637 | 549 | 2 | - | - | 2 | 700 |
| THUNDER BAY INDIAN RESERVES R | 11 | 5 | 6 | - | 3 | 1 | 2 | - | - | - | - | 4 |
| THUNDER BAY, UNORGANIZED UNO | 76 | 34 | 42 | - | 45 | 26 | 19 | 1 | - | - | 1 | 23 |
| TIMISKAMING DISTRICT | | | | | | | | | | | | |
| TOTAL | 362 | 194 | 168 | - | 389 | 205 | 184 | 1 | - | 1 | - | 197 |
| * ONTARIO CSD UNKNOWN | - | - | - | - | - | - | - | - | - | - | - | - |
| ARMSTRONG TP | 20 | 10 | 10 | - | 5 | 4 | 1 | 1 | - | 1 | - | 9 |
| BRETHOUR TP | - | - | - | - | - | - | - | - | - | - | - | 1 |
| CASEY TP | 6 | 3 | 3 | - | 2 | 1 | 1 | - | - | - | - | - |
| CHAMBERLAIN TP | 2 | 1 | 1 | - | 1 | 1 | - | - | - | - | - | 1 |
| CHARLTON T | 2 | - | 2 | - | - | - | - | - | - | - | - | - |
| COBALT T | 22 | 12 | 10 | - | 24 | 12 | 12 | - | - | - | - | 2 |
| COLEMAN TP | 2 | 1 | 1 | - | 4 | 3 | 1 | - | - | - | - | 1 |
| DACK TP | - | - | - | - | 2 | 1 | 1 | - | - | - | - | - |
| DYMOND TP | - | - | - | - | 9 | 5 | 4 | - | - | - | - | - |
| ENGLEHART T | 28 | 15 | 13 | - | 32 | 18 | 14 | - | - | - | - | 10 |
| EVANTUREL TP | 1 | 1 | - | - | 3 | 2 | 1 | - | - | - | - | - |
| GAUTHIER T | 1 | - | 1 | - | - | - | - | - | - | - | - | - |
| HAILEYBURY T | 43 | 21 | 22 | - | 63 | 32 | 31 | - | - | - | - | 55 |
| HARLEY TP | 4 | 2 | 2 | - | 2 | 1 | 1 | - | - | - | - | 2 |
| HARRIS TP | - | - | - | - | 2 | 2 | - | - | - | - | - | 1 |
| HILLIARD TP | - | - | - | - | 1 | 1 | - | - | - | - | - | 1 |
| HUDSON TP | 5 | 3 | 2 | - | 3 | - | 3 | - | - | - | - | - |
| JAMES TP | 1 | 1 | - | - | 3 | 3 | - | - | - | - | - | 1 |
| KERNS TP | 1 | 1 | - | - | 2 | 1 | 1 | - | - | - | - | - |
| KIRKLAND LAKE T | 90 | 54 | 36 | - | 135 | 61 | 72 | - | - | - | - | 51 |
| LARDER LAKE TP | 4 | 2 | 2 | - | 8 | 5 | 3 | - | - | - | - | 1 |
| LATCHFORD T | 2 | 1 | 1 | - | 2 | 1 | 1 | - | - | - | - | - |
| MATACHEWAN T | 3 | 2 | 1 | - | 2 | 2 | - | - | - | - | - | 1 |
| MCGARRY TP | 7 | 4 | 3 | - | 12 | 7 | 5 | - | - | - | - | 3 |
| NEW LISKEARD T | 104 | 51 | 53 | - | 50 | 28 | 22 | - | - | - | - | 54 |
| THORNLOE VL | 4 | 3 | 1 | - | 1 | - | 1 | - | - | - | - | - |
| TIMISKAMING UNORGANIZED UNO | 10 | 6 | 4 | - | 23 | 14 | 9 | - | - | - | - | 3 |
| TORONTO METROPOLITAN MUNICIPALITY | | | | | | | | | | | | |
| TOTAL | 30,907 | 16,015 | 14,892 | 240 | 16,991 | 8,598 | 8,393 | 180 | 110 | 24 | 46 | 15,825 |
| * ONTARIO CSD UNKNOWN | - | - | - | - | - | - | - | - | - | - | - | - |
| TORONTO C | 30,907 | 16,015 | 14,892 | 240 | 16,991 | 8,598 | 8,393 | 180 | 110 | 24 | 46 | 15,825 |
| VICTORIA COUNTY | | | | | | | | | | | | |
| TOTAL | 550 | 313 | 237 | 3 | 684 | 373 | 311 | 2 | - | 1 | 1 | 329 |
| * ONTARIO CSD UNKNOWN | - | - | - | - | - | - | - | - | - | - | - | - |
| BEXLEY TP | 12 | 6 | 6 | 1 | 10 | 7 | 3 | - | - | - | - | 8 |
| BOBCAYGEON-VERULAM TP | 48 | 25 | 23 | - | 124 | 73 | 51 | - | - | - | - | 32 |
| CARDEN DALTON TP | 4 | - | 4 | - | 2 | 1 | 1 | - | - | - | - | 3 |
| DIGBY TP | 3 | 1 | 2 | - | 7 | 3 | 4 | - | - | - | - | 6 |
| ELDON TP | 13 | 6 | 7 | - | 25 | 16 | 9 | - | - | - | - | 14 |
| EMILY TP | 5 | 3 | 2 | - | 2 | 1 | 1 | - | - | - | - | 14 |
| FENELON TP | 8 | 3 | 5 | - | 13 | 8 | 5 | - | - | - | - | 21 |
| FENELON FALLS VL | 27 | 20 | 7 | - | 53 | 30 | 23 | 1 | - | 1 | - | 40 |

GENERAL SUMMARY OF VITAL STATISTICS, BY PROVINCE, COUNTIES / CENSUS DIVISIONS / DISTRICTS AND URBAN PLACES, CANADA, 2000
 SOMMAIRE STATISTIQUE DE L'ETAT CIVIL, PAR PROVINCE, COMTES / DIVISIONS DE RECENSEMENT / DISTRICTS ET LES CENTRES URBAINS, CANADA, 2000

| COUNTIES / CENSUS DIVISIONS / DISTRICTS AND URBAN PLACES COMTES / DIVISIONS DE RECENSEMENT / DISTRICTS ET LES CENTRES URBAINS | LIVE BIRTHS - NAISSANCES VIVANTES | | | STILL BIRTHS - MORT- NES | DEATHS - DECES | | | INFANT DEATHS - DECES INFANTILES | | | MAR- RIAGES - MA- RIAGES | |
|--|---|---------------|--------------|--------------------------------------|----------------------|-----------|--------|--|---------------|--------------|--------------------------------------|-------|
| | TOTAL | MALE | FEMALE | | TOTAL | MALE | FEMALE | TOTAL | NEONATAL | | POST- NEO- NATAL | |
| | | MAS- CULIN | FE- MININ | | | NEONATALS | | | | | | |
| | | | | | | | | | < 7 DAYS | 7-27 DAYS | POST NEO- NATALS | |
| | | | | | | | | < 7 JOURS | 7-27 JOURS | | | |
| ONTARIO | | | | | | | | | | | | |
| VICTORIA COUNTY | | | | | | | | | | | | |
| LINDSAY T | 219 | 124 | 95 | - | 331 | 157 | 174 | 1 | - | - | 1 | 113 |
| MANVERS TP | 56 | 33 | 23 | 1 | 25 | 18 | 7 | - | - | - | - | 16 |
| MARIPOSA TP | 70 | 41 | 29 | 1 | 28 | 17 | 11 | - | - | - | - | 23 |
| OMEMEE VL | 46 | 28 | 18 | - | 35 | 23 | 12 | - | - | - | - | 12 |
| OPS TP | 4 | 3 | 1 | - | 2 | 2 | - | - | - | - | - | 2 |
| SOMERVILLE TP | 15 | 8 | 7 | - | 16 | 11 | 5 | - | - | - | - | 11 |
| STURGEON POINT VL | - | - | - | - | - | - | - | - | - | - | - | 8 |
| WOODVILLE VL | 20 | 12 | 8 | - | 11 | 6 | 5 | - | - | - | - | 6 |
| WATERLOO REGIONAL MUNICIPALITY | | | | | | | | | | | | |
| TOTAL | 5,316 | 2,703 | 2,613 | 39 | 2,750 | 1,306 | 1,444 | 28 | 14 | 3 | 11 | 2,512 |
| * ONTARIO CSD UNKNOWN | - | - | - | - | - | - | - | - | - | - | - | - |
| CAMBRIDGE C | 1,336 | 640 | 696 | 7 | 707 | 342 | 365 | 6 | 3 | 1 | 2 | 523 |
| KITCHENER C | 2,423 | 1,247 | 1,176 | 20 | 1,343 | 621 | 722 | 13 | 7 | 1 | 5 | 1,288 |
| NORTH DUMFRIES TP | 89 | 43 | 46 | 2 | 16 | 7 | 9 | 1 | 1 | - | - | 20 |
| WATERLOO C | 927 | 488 | 439 | 6 | 420 | 211 | 209 | 6 | 2 | 1 | 3 | 385 |
| WELLESLEY TP | 216 | 118 | 98 | 4 | 46 | 24 | 22 | 2 | 1 | - | 1 | 46 |
| WILMOT TP | 130 | 60 | 70 | - | 86 | 41 | 45 | - | - | - | - | 87 |
| WOOLWICH TP | 195 | 107 | 88 | - | 132 | 60 | 72 | - | - | - | - | 163 |
| WELLINGTON COUNTY | | | | | | | | | | | | |
| TOTAL | 2,167 | 1,109 | 1,058 | 14 | 1,265 | 633 | 632 | 16 | 8 | 3 | 5 | 999 |
| * ONTARIO CSD UNKNOWN | - | - | - | - | - | - | - | - | - | - | - | - |
| CENTRE WELLINGTON TP | 277 | 146 | 131 | 3 | 190 | 94 | 96 | 4 | 2 | 2 | - | 142 |
| ERIN T | 85 | 45 | 40 | - | 37 | 23 | 14 | - | - | - | - | 51 |
| GUELPH C | 1,343 | 679 | 664 | 7 | 724 | 351 | 373 | 9 | 6 | - | 3 | 595 |
| GUELPH-ERAMOSA TP | 73 | 34 | 39 | - | 42 | 26 | 16 | 1 | - | 1 | - | 47 |
| MAPLETON TP | 82 | 39 | 43 | 1 | 25 | 14 | 11 | 1 | - | - | 1 | 29 |
| MINTO T | 130 | 73 | 57 | 2 | 91 | 42 | 49 | - | - | - | - | 36 |
| PUSLINCH TP | 42 | 19 | 23 | - | 42 | 17 | 25 | - | - | - | - | 42 |
| WELLINGTON NORTH TP | 135 | 74 | 61 | 1 | 114 | 66 | 48 | 1 | - | - | 1 | 57 |
| YORK REGIONAL MUNICIPALITY | | | | | | | | | | | | |
| TOTAL | 7,723 | 4,002 | 3,721 | 35 | 2,985 | 1,493 | 1,492 | 36 | 23 | 5 | 8 | 3,364 |
| * ONTARIO CSD UNKNOWN | - | - | - | - | - | - | - | - | - | - | - | - |
| AURORA T | 527 | 267 | 260 | 2 | 195 | 85 | 110 | 2 | - | 1 | 1 | 120 |
| EAST GWILLIMBURY T | 192 | 101 | 91 | 1 | 85 | 48 | 37 | 2 | - | 1 | 1 | 63 |
| GEORGINA T | 449 | 224 | 225 | 1 | 292 | 149 | 143 | - | - | - | - | 164 |
| GEORGINA ISLAND 33, INDIAN RESERVES R | - | - | - | - | - | - | - | - | - | - | - | 2 |
| KING TP | 160 | 77 | 83 | 2 | 108 | 60 | 48 | - | - | - | - | 184 |
| MARKHAM T | 2,468 | 1,301 | 1,167 | 14 | 950 | 460 | 490 | 15 | 12 | 1 | 2 | 1,164 |
| NEMMARKET T | 872 | 425 | 447 | 2 | 364 | 173 | 191 | 1 | - | 1 | - | 300 |
| RICHMOND HILL T | 1,526 | 803 | 723 | 7 | 496 | 271 | 225 | 11 | 6 | 1 | 4 | 345 |
| VAUGHAN TP | 1,328 | 696 | 632 | 5 | 334 | 175 | 159 | 5 | 5 | - | - | 949 |
| WHITCHURCH-STOUFFVILLE T | 201 | 108 | 93 | 1 | 161 | 72 | 89 | - | - | - | - | 73 |

GENERAL SUMMARY OF VITAL STATISTICS, BY PROVINCE, COUNTIES / CENSUS DIVISIONS / DISTRICTS AND URBAN PLACES, CANADA, 2000
 SOMMAIRE STATISTIQUE DE L'ETAT CIVIL, PAR PROVINCE, COMTES / DIVISIONS DE RECENSEMENT / DISTRICTS ET LES CENTRES URBAINS, CANADA, 2000

| COUNTIES / CENSUS DIVISIONS / DISTRICTS AND URBAN PLACES COMTES / DIVISIONS DE RECENSEMENT / DISTRICTS ET LES CENTRES URBAINS | LIVE BIRTHS - NAISSANCES VIVANTES | | | STILL BIRTHS - MORT- NES | DEATHS - DECES | | | INFANT DEATHS - DECES INFANTILES | | | MAR- RIAGES - MA- RIAGES |
|--|---|---------------|--------------|-----------------------------------|----------------------|---------------|--------------|--|---------------|------------------------|--------------------------------------|
| | TOTAL | MALE | FEMALE | | TOTAL | MALE | FEMALE | TOTAL | NEONATAL | POST- NEO- NATAL | POST NEO- NATALS |
| | | MAS- CULIN | FE- MININ | | | MAS- CULIN | FE- MININ | | < 7 DAYS | 7-27 DAYS | |
| | | | | | | | | < 7 JOURS | 7-27 JOURS | | |
| MANITOBA | | | | | | | | | | | |
| CENSUS DIVISION NO. 05 | | | | | | | | | | | |
| ALBERT RM | 2 | 1 | 1 | - | 3 | 3 | - | - | - | - | 1 |
| ARTHUR RM | 4 | 1 | 3 | - | 3 | 3 | - | - | - | - | - |
| BOISSEVAIN T | 18 | 9 | 9 | - | 27 | 16 | 11 | - | - | - | 17 |
| BRENDA RM | 7 | 4 | 3 | - | 2 | 1 | 1 | - | - | - | - |
| CAMERON RM | 7 | 4 | 3 | - | 4 | 4 | - | - | - | - | 3 |
| DELORAINÉ T | 9 | 7 | 2 | - | 30 | 13 | 17 | - | - | - | 10 |
| EDWARD RM | 3 | 2 | 1 | - | 8 | 6 | 2 | - | - | - | 4 |
| HARTNEY T | 9 | 4 | 5 | - | 5 | 1 | 4 | - | - | - | 2 |
| KILLARNEY T | 18 | 11 | 7 | - | 43 | 22 | 21 | - | - | - | 16 |
| MELITA T | 16 | 9 | 7 | 1 | 23 | 18 | 5 | - | - | - | 9 |
| MORTON RM | 2 | 1 | 1 | - | - | - | - | - | - | - | 5 |
| RIVERSIDE RM | 8 | 3 | 5 | - | 8 | 5 | 3 | - | - | - | 6 |
| STRATHCONA RM | 2 | 1 | 1 | - | 9 | 5 | 4 | - | - | - | 3 |
| TURTLE MOUNTAIN RM | 10 | 4 | 6 | - | 2 | 2 | - | - | - | - | 7 |
| WASKADA VL | 2 | 1 | 1 | - | 2 | 1 | 1 | - | - | - | 2 |
| WHITEWATER RM | 7 | 6 | 1 | - | 2 | 2 | - | - | - | - | 2 |
| WINCHESTER RM | 4 | 1 | 3 | - | - | - | - | - | - | - | 1 |
| CENSUS DIVISION NO. 06 | | | | | | | | | | | |
| TOTAL | 96 | 54 | 42 | 1 | 106 | 64 | 42 | - | - | - | 54 |
| * MANITOBA CSD UNKNOWN | - | - | - | - | - | - | - | - | - | - | - |
| ELKHORN VL | 4 | 3 | 1 | - | 9 | 2 | 7 | - | - | - | 4 |
| OAK LAKE T | 6 | 3 | 3 | 1 | 6 | 5 | 1 | - | - | - | 9 |
| OAK LAKE 59 R | - | - | - | - | 1 | 1 | - | - | - | - | - |
| PIPESTONE RM | 22 | 12 | 10 | - | 12 | 9 | 3 | - | - | - | 7 |
| SIFTON RM | 22 | 14 | 8 | - | 9 | 4 | 5 | - | - | - | 2 |
| SIoux VALLEY 58 R | 1 | - | 1 | - | 1 | 1 | - | - | - | - | - |
| VIRDEN T | 25 | 12 | 13 | - | 56 | 34 | 22 | - | - | - | 27 |
| WALLACE RM | 13 | 9 | 4 | - | 2 | 1 | 1 | - | - | - | 4 |
| WOODWORTH RM | 3 | 1 | 2 | - | 10 | 7 | 3 | - | - | - | 1 |
| CENSUS DIVISION NO. 07 | | | | | | | | | | | |
| TOTAL | 662 | 347 | 315 | 12 | 534 | 275 | 259 | 4 | 3 | 1 | 350 |
| * MANITOBA CSD UNKNOWN | - | - | - | - | - | - | - | - | - | - | - |
| BRANDON C | 497 | 263 | 234 | 7 | 406 | 213 | 193 | 3 | 2 | 1 | 265 |
| CARBERRY T | 19 | 5 | 14 | 1 | 31 | 16 | 15 | - | - | - | 7 |
| CORNWALLIS RM | 15 | 5 | 10 | - | 1 | - | 1 | - | - | - | 7 |
| DALY RM | 2 | 2 | - | - | 2 | 1 | 1 | - | - | - | 2 |
| ELTON RM | 10 | 4 | 6 | - | 8 | 6 | 2 | - | - | - | 7 |
| GLENBORO VL | 10 | 6 | 4 | - | 14 | 8 | 6 | - | - | - | 6 |
| GLENWOOD RM | 5 | 4 | 1 | - | 1 | - | 1 | - | - | - | 7 |
| NORTH CYPRESS RM | 54 | 30 | 24 | 3 | 8 | 4 | 4 | 1 | 1 | - | 12 |
| OAKLAND RM | 5 | 3 | 2 | 1 | 3 | 3 | - | - | - | - | 3 |
| RIVERS T | 10 | 6 | 4 | - | 17 | 4 | 13 | - | - | - | 5 |
| SOURIS T | 16 | 8 | 8 | - | 32 | 12 | 20 | - | - | - | 16 |
| SOUTH CYPRESS RM | 9 | 5 | 4 | - | 1 | 1 | - | - | - | - | 5 |
| WAWANESA VL | 5 | 4 | 1 | - | 10 | 7 | 3 | - | - | - | 2 |
| WHITEHEAD RM | 5 | 2 | 3 | - | - | - | - | - | - | - | 6 |
| CENSUS DIVISION NO. 08 | | | | | | | | | | | |
| TOTAL | 241 | 114 | 127 | 2 | 125 | 60 | 65 | 1 | 1 | - | 81 |
| * MANITOBA CSD UNKNOWN | - | - | - | - | - | - | - | - | - | - | - |
| GLADSTONE T | 11 | 3 | 8 | - | 20 | 10 | 10 | - | - | - | 7 |
| GLENELLA RM | 8 | 1 | 7 | - | 2 | 1 | 1 | - | - | - | 9 |
| LAKEVIEW RM | 7 | 3 | 4 | - | 4 | 2 | 2 | - | - | - | 2 |
| LANSDOWNE RM | 10 | 6 | 4 | - | 4 | 2 | 2 | - | - | - | 3 |
| LONG PLAIN (PART) 6 R | - | - | - | - | - | - | - | - | - | - | - |
| MACGREGOR VL | 15 | 10 | 5 | - | 11 | 7 | 4 | - | - | - | 14 |
| NORTH NORFOLK RM | 49 | 25 | 24 | - | 17 | 8 | 9 | - | - | - | 12 |
| NOTRE DAME DE LOURDES VL | 12 | 7 | 5 | - | 20 | 9 | 11 | 1 | 1 | - | 7 |
| SANDY BAY 5 R | 69 | 26 | 43 | 1 | 11 | 4 | 7 | - | - | - | 5 |
| SOUTH NORFOLK RM | 12 | 6 | 6 | - | 8 | 4 | 4 | - | - | - | 2 |
| TREHERNE VL | 7 | 5 | 2 | - | 14 | 7 | 7 | - | - | - | 1 |
| VICTORIA RM | 15 | 7 | 8 | - | 8 | 4 | 4 | - | - | - | 9 |
| WESTBOURNE RM | 26 | 15 | 11 | 1 | 6 | 2 | 4 | - | - | - | 10 |
| CENSUS DIVISION NO. 09 | | | | | | | | | | | |
| TOTAL | 334 | 188 | 146 | 1 | 246 | 122 | 124 | 1 | - | - | 121 |
| * MANITOBA CSD UNKNOWN | - | - | - | - | - | - | - | - | - | - | - |
| DAKOTA PLAINS 6A R | - | - | - | - | - | - | - | - | - | - | - |
| DAKOTA TIPI 1 R | 1 | 1 | - | - | - | - | - | - | - | - | - |
| GREY RM | 27 | 17 | 10 | - | 12 | 7 | 5 | - | - | - | 16 |
| LONG PLAIN (PART) 6 R | 4 | 2 | 2 | - | 10 | 8 | 2 | - | - | - | 2 |
| PORTAGE LA PRAIRIE C | 200 | 111 | 89 | - | 174 | 83 | 91 | 1 | - | - | 80 |

GENERAL SUMMARY OF VITAL STATISTICS, BY PROVINCE, COUNTIES / CENSUS DIVISIONS / DISTRICTS AND URBAN PLACES, CANADA, 2000
 SOMMAIRE STATISTIQUE DE L'ETAT CIVIL, PAR PROVINCE, COMTES / DIVISIONS DE RECENSEMENT / DISTRICTS ET LES CENTRES URBAINS, CANADA, 2000

| COUNTIES / CENSUS DIVISIONS / DISTRICTS AND URBAN PLACES COMTES / DIVISIONS DE RECENSEMENT / DISTRICTS ET LES CENTRES URBAINS | LIVE BIRTHS - NAISSANCES VIVANTES | | | STILL BIRTHS - MORT- NES | DEATHS - DECES | | | INFANT DEATHS - DECES INFANTILES | | | MAR- RIAGES - MA- RIAGES | |
|--|---|----------------------------|-----------------------------|--------------------------------------|----------------------|----------------------------|-----------------------------|--|----------------------------|---------------|---|-------|
| | TOTAL | MALE - MAS- CULIN | FEMALE - FE- MININ | | TOTAL | MALE - MAS- CULIN | FEMALE - FE- MININ | TOTAL | NEONATAL - NEONATALS | | POST- NEO- NATAL - POST NEO- NATALS | |
| | | | | | | | | | < 7 DAYS | 7-27 DAYS | | |
| | | | | | | | | | < 7 JOURS | 7-27 JOURS | | |
| MANITOBA | | | | | | | | | | | | |
| CENSUS DIVISION NO. 09 | | | | | | | | | | | | |
| PORTAGE LA PRAIRIE RM | 96 | 54 | 42 | 1 | 34 | 19 | 15 | - | - | - | - | 22 |
| ST. CLAUDE VL | 6 | 3 | 3 | - | 16 | 5 | 11 | - | - | - | - | 1 |
| CENSUS DIVISION NO. 10 | | | | | | | | | | | | |
| TOTAL | 125 | 69 | 56 | - | 30 | 16 | 14 | 1 | - | - | 1 | 59 |
| * MANITOBA CSD UNKNOWN | - | - | - | - | - | - | - | - | - | - | - | - |
| CARTIER RM | 43 | 21 | 22 | - | 9 | 6 | 3 | 1 | - | - | 1 | 14 |
| MACDONALD RM | 69 | 39 | 30 | - | 18 | 8 | 10 | - | - | - | - | 37 |
| ST. FRANCOIS XAVIER RM | 13 | 9 | 4 | - | 3 | 2 | 1 | - | - | - | - | 8 |
| CENSUS DIVISION NO. 11 | | | | | | | | | | | | |
| TOTAL | 7,318 | 3,797 | 3,521 | 58 | 5,514 | 2,671 | 2,843 | 50 | 25 | 3 | 22 | 3,581 |
| * MANITOBA CSD UNKNOWN | - | - | - | - | - | - | - | - | - | - | - | - |
| HEADINGLEY RM | 16 | 9 | 7 | - | 8 | 4 | 4 | - | - | - | - | 51 |
| WINNIPEG C | 7,302 | 3,788 | 3,514 | 58 | 5,506 | 2,667 | 2,839 | 50 | 25 | 3 | 22 | 3,530 |
| CENSUS DIVISION NO. 12 | | | | | | | | | | | | |
| TOTAL | 188 | 95 | 93 | - | 134 | 79 | 55 | - | - | - | - | 121 |
| * MANITOBA CSD UNKNOWN | - | - | - | - | - | - | - | - | - | - | - | - |
| BEAUSEJOUR T | 35 | 17 | 18 | - | 67 | 38 | 29 | - | - | - | - | 32 |
| BROKENHEAD RM | 29 | 14 | 15 | - | 11 | 6 | 5 | - | - | - | - | 9 |
| GARSON VL | 2 | 1 | 1 | - | 5 | 3 | 2 | - | - | - | - | 5 |
| SPRINGFIELD RM | 122 | 63 | 59 | - | 51 | 32 | 19 | - | - | - | - | 75 |
| CENSUS DIVISION NO. 13 | | | | | | | | | | | | |
| TOTAL | 366 | 173 | 193 | 3 | 301 | 160 | 141 | 1 | 1 | - | - | 211 |
| * MANITOBA CSD UNKNOWN | - | - | - | - | - | - | - | - | - | - | - | - |
| BROKENHEAD 4 R | - | - | - | - | - | - | - | - | - | - | - | - |
| DUNNOTTAR VL | 1 | 1 | - | - | 1 | - | 1 | - | - | - | - | - |
| EAST ST. PAUL RM | 50 | 22 | 28 | - | 17 | 11 | 6 | 1 | 1 | - | - | 18 |
| SELKIRK T | 130 | 59 | 71 | 2 | 175 | 91 | 84 | - | - | - | - | 59 |
| ST. ANDREWS RM | 93 | 43 | 50 | - | 35 | 27 | 8 | - | - | - | - | 76 |
| ST. CLEMENTS RM | 60 | 33 | 27 | - | 32 | 17 | 15 | - | - | - | - | 31 |
| WEST ST. PAUL RM | 32 | 15 | 17 | 1 | 41 | 14 | 27 | - | - | - | - | 27 |
| CENSUS DIVISION NO. 14 | | | | | | | | | | | | |
| TOTAL | 149 | 80 | 69 | 2 | 120 | 65 | 55 | - | - | - | - | 97 |
| * MANITOBA CSD UNKNOWN | - | - | - | - | - | - | - | - | - | - | - | - |
| ROCKWOOD RM | 55 | 33 | 22 | - | 20 | 13 | 7 | - | - | - | - | 25 |
| ROSSER RM | 12 | 4 | 8 | - | 2 | - | 2 | - | - | - | - | 17 |
| STONEMALL T | 40 | 22 | 18 | - | 58 | 27 | 31 | - | - | - | - | 33 |
| TEULON VL | 6 | 1 | 5 | 1 | 21 | 11 | 10 | - | - | - | - | 7 |
| WOODLANDS RM | 36 | 20 | 16 | 1 | 19 | 14 | 5 | - | - | - | - | 15 |
| CENSUS DIVISION NO. 15 | | | | | | | | | | | | |
| TOTAL | 209 | 107 | 102 | - | 310 | 156 | 154 | 1 | 1 | - | - | 130 |
| * MANITOBA CSD UNKNOWN | - | - | - | - | - | - | - | - | - | - | - | - |
| ARCHIE RM | - | - | - | - | 3 | 3 | - | - | - | - | - | - |
| BIRDTAIL CREEK 57 R | 2 | 1 | 1 | - | - | - | - | - | - | - | - | 2 |
| BIRTLE RM | 6 | 3 | 3 | - | 6 | 4 | 2 | - | - | - | - | 5 |
| BIRTLE T | 10 | 5 | 5 | - | 9 | 6 | 3 | - | - | - | - | 3 |
| BLANSHARD RM | 7 | 1 | 6 | - | 2 | - | 2 | - | - | - | - | 7 |
| CLANWILLIAM RM | 3 | 1 | 2 | - | - | - | - | - | - | - | - | 1 |
| ELLICE RM | - | - | - | - | 2 | - | 2 | - | - | - | - | - |
| ERICKSON VL | 5 | 2 | 3 | - | 18 | 13 | 5 | - | - | - | - | 5 |
| HAMIOTA RM | 3 | 1 | 2 | - | 1 | 1 | - | - | - | - | - | 4 |
| HAMIOTA VL | 4 | 3 | 1 | - | 25 | 10 | 15 | - | - | - | - | 3 |
| HARRISON RM | 8 | 4 | 4 | - | 27 | 13 | 14 | - | - | - | - | 2 |
| KEESEKOOHENIN 61 R | 6 | 6 | - | - | 2 | 2 | - | - | - | - | - | - |
| LANGFORD RM | 8 | 3 | 5 | - | - | - | - | - | - | - | - | 2 |
| MINIOTA RM | 17 | 5 | 12 | - | 7 | 6 | 1 | - | - | - | - | 4 |
| MINNEDOSA T | 24 | 14 | 10 | - | 47 | 21 | 26 | 1 | 1 | - | - | 14 |
| MINTO RM | 4 | 3 | 1 | - | 3 | 2 | 1 | - | - | - | - | 3 |
| NEEPAWA T | 29 | 17 | 12 | - | 79 | 36 | 43 | - | - | - | - | 27 |
| ODANAH RM | 8 | 4 | 4 | - | - | - | - | - | - | - | - | 3 |
| PARK (SOUTH) LGD | 2 | 1 | 1 | - | 11 | 9 | 2 | - | - | - | - | 12 |
| RAPID CITY T | 7 | 4 | 3 | - | 6 | 1 | 5 | - | - | - | - | 7 |
| ROLLING RIVER 67 R | 2 | 1 | 1 | - | - | - | - | - | - | - | - | 1 |
| ROSDALE RM | 20 | 10 | 10 | - | 15 | 8 | 7 | - | - | - | - | 6 |
| SASKATCHEWAN RM | 7 | 5 | 2 | - | 2 | 2 | - | - | - | - | - | 2 |
| SHOAL LAKE RM | 3 | - | 3 | - | 7 | 4 | 3 | - | - | - | - | 3 |
| SHOAL LAKE VL | 9 | 5 | 4 | - | 28 | 11 | 17 | - | - | - | - | 8 |
| ST. LAZARE VL | 4 | 1 | 3 | - | 4 | 2 | 2 | - | - | - | - | 3 |
| STRATHCLAIR RM | 11 | 7 | 4 | - | 6 | 2 | 4 | - | - | - | - | 3 |

GENERAL SUMMARY OF VITAL STATISTICS, BY PROVINCE, COUNTIES / CENSUS DIVISIONS / DISTRICTS AND URBAN PLACES, CANADA, 2000
 SOMMAIRE STATISTIQUE DE L'ETAT CIVIL, PAR PROVINCE, COMTES / DIVISIONS DE RECENSEMENT / DISTRICTS ET LES CENTRES URBAINS, CANADA, 2000

| COUNTIES / CENSUS DIVISIONS / DISTRICTS AND URBAN PLACES COMTES / DIVISIONS DE RECENSEMENT / DISTRICTS ET LES CENTRES URBAINS | LIVE BIRTHS - NAISSANCES VIVANTES | | | STILL BIRTHS - MORT- NES | DEATHS - DECES | | | INFANT DEATHS - DECES INFANTILES | | | MAR- RIAGES - MA- RIAGES |
|--|---|---------------|--------------|--------------------------------------|----------------------|---------------|--------------|--|--------------|------------------------|--------------------------------------|
| | TOTAL | MALE | FEMALE | | TOTAL | MALE | FEMALE | TOTAL | NEONATAL | POST- NEO- NATAL | |
| | | HAS- CULIN | FE- MININ | | | HAS- CULIN | FE- MININ | | < 7 DAYS | | |
| | | | | | | | | | < 7 JOURS | 7-27 JOURS | POST NEO- NATALS |

MANITOBA

| | | | | | | | | | | | | |
|----------------------------------|----|----|----|---|---|---|---|---|---|---|---|---|
| CENSUS DIVISION NO. 23 | | | | | | | | | | | | |
| LAC BROCHET 197A R | 18 | 9 | 9 | 1 | 4 | 2 | 2 | - | - | - | - | 1 |
| LEAF RAPIDS T | 21 | 9 | 12 | - | 6 | 5 | 1 | - | - | - | - | 7 |
| LYNN LAKE LGD | 22 | 12 | 10 | - | 4 | 2 | 2 | - | - | - | - | 4 |
| PUKATAWAGAN 198 R | 3 | - | 3 | - | - | - | - | - | - | - | - | - |
| SHAMATTAWA 1 R | 33 | 16 | 17 | 3 | 6 | 4 | 2 | 1 | 1 | - | - | 5 |
| SOUTH INDIAN LAKE S-E | 22 | 15 | 7 | - | 4 | 2 | 2 | 1 | - | - | 1 | - |
| MANITOBA CENSUS DIVISION UNKNOWN | | | | | | | | | | | | |
| TOTAL | 1 | - | 1 | - | 4 | 4 | - | - | - | - | - | - |
| MANITOBA CD-CSD UNKNOWN | 1 | - | 1 | - | 4 | 4 | - | - | - | - | - | - |

GENERAL SUMMARY OF VITAL STATISTICS, BY PROVINCE, COUNTIES / CENSUS DIVISIONS / DISTRICTS AND URBAN PLACES, CANADA, 2000
 SOMMAIRE STATISTIQUE DE L'ETAT CIVIL, PAR PROVINCE, COMTES / DIVISIONS DE RECENSEMENT / DISTRICTS ET LES CENTRES URBAINS, CANADA, 2000

| COUNTIES / CENSUS DIVISIONS / DISTRICTS AND URBAN PLACES COMTES / DIVISIONS DE RECENSEMENT / DISTRICTS ET LES CENTRES URBAINS | LIVE BIRTHS - NAISSANCES VIVANTES | | | STILL BIRTHS - MORT- NES | DEATHS - DECES | | | INFANT DEATHS - DECES INFANTILES | | | MAR- RIAGES - MA- RIAGES |
|--|---|---------------|--------------|--------------------------------------|----------------------|---------------|--------------|--|--------------|------------------------|--------------------------------------|
| | TOTAL | MALE | FEMALE | | TOTAL | MALE | FEMALE | TOTAL | NEONATAL | POST- NEO- NATAL | |
| | | MAS- CULIN | FE- MININ | | | MAS- CULIN | FE- MININ | | NEONATALS | POST NEO- NATALS | |
| | | | | | | | | | < 7 DAYS | 7-27 DAYS | POST NEO- NATALS |
| | | | | | | | | | < 7 JOURS | 7-27 JOURS | |
| SASKATCHEWAN | | | | | | | | | | | |
| CENSUS DIVISION NO. 02 | | | | | | | | | | | |
| HALBRITE VL | - | - | - | - | - | - | - | - | - | - | - |
| HAPPY VALLEY NO. 10 RM | 1 | - | 1 | - | - | - | - | - | - | - | - |
| HARDY VL | - | - | - | - | - | - | - | - | - | - | - |
| KEY WEST NO. 70 RM | 1 | 1 | - | - | 1 | - | 1 | - | - | - | - |
| KHEDIVE VL | - | - | - | - | - | - | - | - | - | - | - |
| LAKE ALMA VL | - | - | - | - | - | - | - | - | - | - | 2 |
| LAKE ALMA NO. 8 RM | 1 | - | 1 | - | 1 | 1 | - | - | - | - | 1 |
| LANG VL | 1 | 1 | - | - | 1 | - | 1 | - | - | - | 3 |
| LAURIER NO. 38 RM | 1 | 1 | - | - | - | - | - | - | - | - | - |
| LOMOND NO. 37 RM | - | - | - | - | - | - | - | 1 | - | - | - |
| MACOUN VL | 7 | 4 | 3 | - | 1 | - | 1 | - | - | - | - |
| MCTAGGART VL | 4 | 2 | 2 | - | - | - | - | - | - | - | - |
| MIDALE T | 6 | - | 6 | - | 11 | 2 | 9 | - | - | - | 5 |
| MILESTONE T | 4 | 1 | 3 | - | 4 | 2 | 2 | - | - | - | 2 |
| MINTON VL | 2 | - | 2 | - | - | - | - | - | - | - | - |
| NORTON NO. 69 RM | 1 | 1 | - | - | - | - | - | - | - | - | - |
| OGEMA T | 4 | 3 | 1 | - | 2 | 1 | 1 | - | - | - | 3 |
| OSAGE VL | 1 | 1 | - | - | - | - | - | - | - | - | - |
| PANGMAN VL | 3 | - | 3 | - | 4 | 2 | 2 | - | - | - | 3 |
| RADVILLE T | 5 | 3 | 2 | - | 23 | 14 | 9 | - | - | - | 3 |
| SCOTT NO. 98 RM | 1 | - | 1 | - | - | - | - | - | - | - | - |
| SOURIS VALLEY NO. 7 RM | 2 | 1 | 1 | - | 2 | 1 | 1 | - | - | - | - |
| SURPRISE VALLEY NO. 9 RM | 3 | 3 | - | - | - | - | - | - | - | - | - |
| THE GAP NO. 39 RM | 4 | - | 4 | - | - | - | - | - | - | - | - |
| TORQUAY VL | 5 | 4 | 1 | - | 1 | 1 | - | - | - | - | 3 |
| TRIBUNE VL | 1 | - | 1 | 1 | 1 | - | 1 | - | - | - | - |
| WELLINGTON NO. 97 RM | 1 | 1 | - | - | 1 | - | 1 | - | - | - | - |
| WEYBURN C | 101 | 49 | 52 | - | 172 | 77 | 95 | 3 | 1 | 2 | 63 |
| WEYBURN NO. 67 RM | 7 | 4 | 3 | - | 2 | 2 | - | - | - | - | - |
| YELLOW GRASS T | 2 | - | 2 | - | 12 | 5 | 7 | - | - | - | - |
| CENSUS DIVISION NO. 03 | | | | | | | | | | | |
| TOTAL | 122 | 76 | 46 | - | 186 | 98 | 88 | 2 | 2 | - | 81 |
| * SASKATCHEWAN CSD UNKNOWN | - | - | - | - | - | - | - | - | - | - | - |
| ANEROID VL | 1 | 1 | - | - | 1 | 1 | - | - | - | - | 2 |
| ASSINIBOIA T | 29 | 17 | 12 | - | 52 | 24 | 28 | - | - | - | 25 |
| AUVERGNE NO. 76 RM | 1 | - | 1 | - | - | - | - | - | - | - | - |
| CORONACH T | 3 | 2 | 1 | - | 11 | 4 | 7 | - | - | - | 7 |
| EXCEL NO. 71 RM | 4 | 3 | 1 | - | 2 | - | 2 | - | - | - | - |
| FIFE LAKE VL | - | - | - | - | - | - | - | - | - | - | - |
| GLEN BAIN NO. 105 RM | 1 | 1 | - | - | - | - | - | - | - | - | - |
| GLEN MCPHERSON NO. 46 RM | - | - | - | - | - | - | - | - | - | - | - |
| GLENTWORTH VL | 1 | - | 1 | - | - | - | - | - | - | - | 2 |
| GRAVELBOURG T | 11 | 7 | 4 | - | 30 | 15 | 15 | - | - | - | 11 |
| GRAVELBOURG NO. 104 RM | 2 | - | 2 | - | - | - | - | - | - | - | 1 |
| HART BUTTE NO. 11 RM | 1 | 1 | - | - | - | - | - | - | - | - | 1 |
| HAZENMORE VL | 1 | 1 | - | - | - | - | - | - | - | - | 1 |
| KINCAID VL | 3 | 2 | 1 | - | 3 | 3 | - | - | - | - | 2 |
| LAFLECHE T | - | - | - | - | 10 | 8 | 2 | - | - | - | 5 |
| LAKE JOHNSTON NO. 102 RM | - | - | - | - | - | - | - | - | - | - | - |
| LAKE OF THE RIVERS NO. 72 RM | - | - | - | - | 1 | 1 | - | - | - | - | - |
| LIMERICK VL | 2 | 1 | 1 | - | 1 | 1 | - | - | - | - | 1 |
| MANKOTA VL | 1 | 1 | - | - | 7 | 2 | 5 | - | - | - | 1 |
| MANKOTA NO. 45 RM | 2 | 1 | 1 | - | 1 | 1 | - | - | - | - | 2 |
| HAZENOD VL | - | - | - | - | 1 | 1 | - | - | - | - | - |
| MEYRONNE VL | 1 | 1 | - | - | 1 | 1 | - | - | - | - | - |
| MOSSBANK T | 9 | 6 | 3 | - | 7 | 4 | 3 | - | - | - | 1 |
| NEVILLE VL | 4 | 2 | 2 | - | 2 | 1 | 1 | - | - | - | - |
| OLD POST NO. 43 RM | 2 | 2 | - | - | 2 | 2 | - | - | - | - | 1 |
| PALMER VL | - | - | - | - | - | - | - | - | - | - | - |
| PINTO CREEK NO. 75 RM | 1 | 1 | - | - | - | - | - | - | - | - | - |
| PONTEIX T | 8 | 5 | 3 | - | 21 | 10 | 11 | 2 | 2 | - | 4 |
| POPLAR VALLEY NO. 12 RM | - | - | - | - | - | - | - | - | - | - | - |
| ROCKGLEN T | 8 | 6 | 2 | - | 15 | 7 | 8 | - | - | - | 4 |
| ST. VICTOR VL | - | - | - | - | - | - | - | - | - | - | 1 |
| STONEHENGE NO. 73 RM | 2 | - | - | - | 1 | 1 | - | - | - | - | - |
| SUTTON NO. 103 RM | 2 | 1 | 1 | - | 1 | 1 | - | - | - | - | - |
| TERRELL NO. 101 RM | 5 | 3 | 2 | - | 1 | 1 | - | - | - | - | 2 |
| VANGUARD VL | 2 | 1 | 1 | - | 2 | 2 | - | - | - | - | - |
| VICEROY VL | - | - | - | - | 1 | 1 | - | - | - | - | - |
| WAVERLEY NO. 44 RM | 2 | 1 | 1 | - | 2 | 1 | 1 | - | - | - | - |
| WHISKA CREEK NO. 106 RM | 9 | 5 | 4 | - | 2 | - | 2 | - | - | - | 3 |
| WILLOW BUNCH NO. 42 RM | 3 | 1 | 2 | - | 1 | 1 | - | - | - | - | 1 |
| WILLOW BUNCH T | 2 | 2 | - | - | 4 | 2 | 2 | - | - | - | 1 |

GENERAL SUMMARY OF VITAL STATISTICS, BY PROVINCE, COUNTIES / CENSUS DIVISIONS / DISTRICTS AND URBAN PLACES, CANADA, 2000
 SOMMAIRE STATISTIQUE DE L'ETAT CIVIL, PAR PROVINCE, COMTES / DIVISIONS DE RECENSEMENT / DISTRICTS ET LES CENTRES URBAINS, CANADA, 2000

| COUNTIES / CENSUS DIVISIONS / DISTRICTS AND URBAN PLACES COMTES / DIVISIONS DE RECENSEMENT / DISTRICTS ET LES CENTRES URBAINS | LIVE BIRTHS - NAISSANCES VIVANTES | | | STILL BIRTHS - MORT- NES | DEATHS - DECES | | | INFANT DEATHS - DECES INFANTILES | | | MAR- RIAGES - MA- RIAGES | |
|--|---|---------------|--------------|-----------------------------------|----------------------|---------------|--------------|--|---------------|------------------------|--------------------------------------|-------|
| | TOTAL | MALE | FEMALE | | TOTAL | MALE | FEMALE | TOTAL | NEONATAL | POST- NEO- NATAL | | |
| | | MAS- CULIN | FE- MININ | | | MAS- CULIN | FE- MININ | | NEONATALS | POST NEO- NATALS | | |
| | | | | | | | | | < 7 DAYS | 7-27 DAYS | | |
| | | | | | | | | < 7 JOURS | 7-27 JOURS | | | |
| SASKATCHEWAN | | | | | | | | | | | | |
| CENSUS DIVISION NO. 05 | | | | | | | | | | | | |
| MCLEOD NO. 185 RM | 1 | 1 | - | - | - | - | - | - | - | - | 1 | |
| MELVILLE C | 37 | 15 | 22 | - | 89 | 46 | 43 | - | - | - | 31 | |
| MELVILLE BEACH RV | - | - | - | - | - | - | - | - | - | - | - | |
| MOOSOMIN T | 37 | 19 | 18 | 2 | 52 | 24 | 28 | - | - | - | 15 | |
| MOOSOMIN NO. 121 RM | 1 | - | 1 | - | 1 | - | 1 | - | - | - | 2 | |
| NEUDORF VL | 2 | 1 | 1 | - | 5 | 3 | 2 | - | - | - | 3 | |
| OCHAPOWACE 71 R | 12 | 7 | 5 | - | 5 | 3 | 2 | 1 | 1 | - | - | |
| ROCANVILLE T | 17 | 7 | 10 | - | 3 | 3 | - | - | - | - | 4 | |
| ROCANVILLE NO. 151 RM | 5 | 3 | 2 | - | 1 | 1 | - | - | - | - | - | |
| SALTCOATS T | 5 | 4 | 1 | - | 12 | 5 | 7 | - | - | - | 4 | |
| SALTCOATS NO. 213 RM | 3 | 2 | 1 | - | 1 | - | 1 | - | - | - | 2 | |
| SILVERWOOD NO. 123 RM | 1 | - | 1 | - | 2 | 1 | 1 | - | - | - | - | |
| SPY HILL VL | 1 | - | 1 | - | 1 | - | 1 | - | - | - | 1 | |
| SPY HILL NO. 152 RM | - | - | - | - | - | - | - | - | - | - | - | |
| STANLEY NO. 215 RM | 2 | 1 | 1 | - | - | - | - | - | - | - | - | |
| STOCKHOLM VL | 2 | 1 | 1 | - | 8 | 4 | 4 | - | - | - | 1 | |
| TANTALLON VL | 1 | 1 | - | - | 2 | 1 | 1 | - | - | - | - | |
| WALDRON VL | - | - | - | - | 1 | - | 1 | - | - | - | 1 | |
| WAPPELLA T | 6 | 5 | 1 | - | 3 | 2 | 1 | - | - | - | 5 | |
| WELWYN VL | 1 | - | 1 | - | - | - | - | - | - | - | 1 | |
| WEST END RV | - | - | - | - | - | - | - | - | - | - | - | |
| WHITEWOOD T | 3 | 1 | 2 | - | 13 | 7 | 6 | - | - | - | 8 | |
| WILLOWDALE NO. 153 RM | - | - | - | - | 2 | 2 | - | - | - | - | 4 | |
| WINDTHORST VL | 4 | - | 4 | - | 5 | 1 | 4 | - | - | - | 1 | |
| WOLSELEY T | 11 | 6 | 5 | - | 35 | 15 | 20 | - | - | - | 9 | |
| WOLSELEY NO. 155 RM | - | - | - | - | - | - | - | - | - | - | - | |
| YARBO VL | - | - | - | - | 1 | 1 | - | - | - | - | - | |
| CENSUS DIVISION NO. 06 | | | | | | | | | | | | |
| TOTAL | 2,566 | 1,326 | 1,240 | 11 | 1,785 | 871 | 914 | 22 | 10 | 2 | 10 | 1,297 |
| * SASKATCHEWAN CSD UNKNOWN | - | - | - | - | - | - | - | - | - | - | - | - |
| ABERNETHY VL | 4 | 2 | 2 | - | 2 | 1 | 1 | - | - | - | - | - |
| ABERNETHY NO. 186 RM | - | - | - | - | - | - | - | - | - | - | - | 2 |
| ALICE BEACH RV | - | - | - | - | - | - | - | - | - | - | - | - |
| ASSINIBOINE 76 R | 14 | 4 | 10 | - | 5 | 3 | 2 | - | - | - | 3 | |
| B-SAY-TAH RV | 1 | 1 | - | - | - | - | - | - | - | - | - | - |
| BALCARRES T | 13 | 4 | 9 | - | 16 | 8 | 8 | - | - | - | 1 | |
| BALGONIE T | 30 | 15 | 15 | - | 3 | 1 | 2 | - | - | - | 5 | |
| BELLE PLAINE VL | - | - | - | - | 2 | 1 | 1 | - | - | - | 2 | |
| BETHUNE VL | 7 | 4 | 3 | - | 4 | 2 | 2 | - | - | - | - | |
| BRATT'S LAKE NO. 129 RM | 1 | - | 1 | - | 1 | 1 | - | - | - | - | - | |
| BRIERCREST VL | 2 | 1 | 1 | - | 1 | 1 | - | - | - | - | - | |
| BUENA VISTA VL | 3 | 2 | 1 | - | 3 | 3 | - | - | - | - | - | |
| BULYEA VL | 1 | - | 1 | - | 3 | 3 | - | - | - | - | 1 | |
| CHAMBERLAIN VL | 1 | - | 1 | - | 2 | 1 | 1 | - | - | - | 1 | |
| CRAVEN VL | 5 | 1 | 4 | - | 2 | 2 | - | 1 | - | 1 | 3 | |
| CUPAR T | 8 | 6 | 2 | - | 25 | 8 | 17 | - | - | - | 4 | |
| CUPAR NO. 218 RM | 1 | - | 1 | - | - | - | - | - | - | - | - | |
| DILKE VL | - | - | - | - | - | - | - | - | - | - | 1 | |
| DISLEY VL | - | - | - | - | - | - | - | - | - | - | - | |
| DIVISION NO. 06, INDIAN RESERVES R | 3 | 1 | 2 | - | - | - | - | - | - | - | - | |
| DRINKWATER VL | 1 | 1 | - | - | - | - | - | - | - | - | 1 | |
| DUFFERIN NO. 190 RM | 2 | - | 2 | - | - | - | - | - | - | - | 1 | |
| DYSART VL | 5 | 3 | 2 | - | 3 | - | 3 | - | - | - | 3 | |
| EARL GREY VL | 4 | 2 | 2 | - | 8 | 5 | 3 | - | - | - | 1 | |
| EDENWOLD VL | 9 | 3 | 6 | - | 4 | 3 | 1 | - | - | - | 2 | |
| EDENWOLD NO. 158 RM | 22 | 12 | 10 | - | 10 | 7 | 3 | - | - | - | 8 | |
| FINDLATER VL | - | - | - | - | 1 | 1 | - | - | - | - | 1 | |
| FORT QU'APPELLE T | 39 | 16 | 23 | - | 47 | 22 | 25 | - | - | - | 18 | |
| FORT SAN RV | - | - | - | - | - | - | - | - | - | - | - | |
| FRANCIS T | 2 | 1 | 1 | - | 2 | 1 | 1 | - | - | - | 2 | |
| FRANCIS NO. 127 RM | 4 | 1 | 3 | - | 1 | - | 1 | - | - | - | - | |
| GLEN HARBOUR RV | - | - | - | - | 1 | 1 | - | - | - | - | - | |
| GRAND COULEE VL | 4 | 1 | 3 | - | 1 | - | 1 | - | - | - | 2 | |
| GRANDVIEW BEACH RV | - | - | - | - | - | - | - | - | - | - | - | |
| HOLDFAST VL | 2 | 1 | 1 | - | 5 | 2 | 3 | - | - | - | 2 | |
| INDIAN HEAD T | 11 | 6 | 5 | - | 29 | 16 | 13 | - | - | - | 11 | |
| INDIAN HEAD NO. 156 RM | - | - | - | - | - | - | - | - | - | - | 4 | |
| ISLAND VIEW RV | - | - | - | - | - | - | - | - | - | - | 1 | |
| KANNATA VALLEY RV | 1 | 1 | - | - | - | - | - | - | - | - | 1 | |
| KATEPWA BEACH RV | - | - | - | - | 1 | 1 | - | - | - | - | 3 | |
| KATEPWA SOUTH RV | - | - | - | - | - | - | - | - | - | - | 2 | |
| KENDAL VL | 3 | 2 | 1 | - | 2 | 2 | - | - | - | - | - | |
| LAJORD NO. 128 RM | 10 | 6 | 4 | - | 2 | 1 | 1 | - | - | - | 1 | |

GENERAL SUMMARY OF VITAL STATISTICS, BY PROVINCE, COUNTIES / CENSUS DIVISIONS / DISTRICTS AND URBAN PLACES, CANADA, 2000
 SOMMAIRE STATISTIQUE DE L'ETAT CIVIL, PAR PROVINCE, COMTES / DIVISIONS DE RECENSEMENT / DISTRICTS ET LES CENTRES URBAINS, CANADA, 2000

| COUNTIES / CENSUS DIVISIONS / DISTRICTS AND URBAN PLACES COMTES / DIVISIONS DE RECENSEMENT / DISTRICTS ET LES CENTRES URBAINS | LIVE BIRTHS - NAISSANCES VIVANTES | | | STILL BIRTHS - MORT- NES | DEATHS - DECES | | | INFANT DEATHS - DECES INFANTILES | | | MAR- RIAGES - MA- RIAGES | |
|--|---|---------------|--------------|--------------------------------------|----------------------|---------------|--------------|--|----------------------------|--------------|---|---------------|
| | TOTAL | MALE | FEMALE | | TOTAL | MALE | FEMALE | TOTAL | NEONATAL - NEONATALS | | POST- NEO- NATAL - POST NEO- NATALS | |
| | | MAS- CULIN | FE- MININ | | | MAS- CULIN | FE- MININ | | < 7 DAYS | 7-27 DAYS | < 7 JOURS | 7-27 JOURS |
| | | | | | | | | | | | | |
| SASKATCHEWAN | | | | | | | | | | | | |
| CENSUS DIVISION NO. 07 | | | | | | | | | | | | |
| EYEBROW NO. 193 RM | 1 | - | 1 | - | - | - | - | - | - | - | - | |
| HERBERT T | 6 | 3 | 3 | - | 31 | 15 | 16 | - | - | - | 4 | |
| HILLSBOROUGH NO. 132 RM | - | - | - | - | 3 | 1 | 2 | - | - | - | - | |
| HODGEVILLE VL | 3 | 3 | - | - | 4 | 3 | 1 | - | - | - | 1 | |
| HURON NO. 223 RM | - | - | - | - | - | - | - | - | - | - | - | |
| KEELER VL | - | - | - | - | 1 | 1 | - | - | - | - | - | |
| KING GEORGE NO. 256 RM | - | - | - | - | - | - | - | - | - | - | - | |
| LANTONIA NO. 135 RM | 2 | 1 | 1 | - | 1 | 1 | - | - | - | - | 1 | |
| LUCKY LAKE VL | 5 | 1 | 4 | - | 4 | 1 | 3 | - | - | - | 1 | |
| MAPLE BUSH NO. 224 RM | - | - | - | - | - | - | - | - | - | - | - | |
| MARQUIS VL | 1 | - | 1 | - | 1 | 1 | - | - | - | - | 4 | |
| MARQUIS NO. 191 RM | - | - | - | - | 1 | - | 1 | - | - | - | 1 | |
| MISTUSINNE RV | - | - | - | - | - | - | - | - | - | - | - | |
| MOOSE JAW C | 363 | 186 | 177 | 5 | 402 | 196 | 206 | 1 | - | 1 | 237 | |
| MOOSE JAW NO. 161 RM | 8 | 4 | 4 | - | 4 | 1 | 3 | - | - | - | 4 | |
| MORSE T | 4 | - | 4 | - | 2 | 1 | 1 | - | - | - | 1 | |
| MORSE NO. 165 RM | 2 | - | 2 | - | 2 | 2 | - | - | - | - | 1 | |
| MORTLACH VL | 2 | 1 | 1 | - | 3 | 2 | 1 | - | - | - | 2 | |
| RIVERHURST VL | 1 | 1 | - | - | 1 | 1 | - | - | - | - | 2 | |
| RODGERS NO. 133 RM | 1 | - | 1 | - | 1 | 1 | - | - | - | - | - | |
| RUSH LAKE VL | 3 | 2 | 1 | - | - | - | - | - | - | - | - | |
| SHAMROCK VL | - | - | - | - | - | - | - | - | - | - | - | |
| SHAMROCK NO. 134 RM | 2 | 1 | 1 | - | - | - | - | - | - | - | - | |
| SOUTH LAKE RV | - | - | - | - | - | - | - | - | - | - | - | |
| SUN VALLEY RV | 1 | - | 1 | - | 1 | 1 | - | - | - | - | 3 | |
| TUGASKE VL | 1 | - | 1 | 1 | 2 | - | 2 | - | - | - | 1 | |
| TUXFORD VL | 1 | 1 | - | - | - | - | - | - | - | - | 1 | |
| VICTORY NO. 226 RM | 2 | 1 | 1 | - | - | - | - | - | - | - | 5 | |
| WALDECK VL | 7 | 3 | 4 | - | 1 | 1 | - | - | - | - | - | |
| WHEATLANDS NO. 163 RM | - | - | - | - | - | - | - | - | - | - | - | |
| CENSUS DIVISION NO. 08 | | | | | | | | | | | | |
| TOTAL | 300 | 152 | 148 | 3 | 327 | 147 | 180 | - | - | - | 187 | |
| * SASKATCHEWAN CSD UNKNOWN | - | - | - | - | - | - | - | - | - | - | - | |
| ABBEY VL | 2 | - | 2 | - | 4 | 4 | - | - | - | - | - | |
| BIG STICK NO. 141 RM | - | - | - | - | - | - | - | - | - | - | - | |
| BURSTALL T | 5 | 2 | 3 | - | - | - | - | - | - | - | 2 | |
| CABRI T | 7 | 3 | 4 | - | 13 | 4 | 9 | - | - | - | 3 | |
| CHESTERFIELD NO. 261 RM | - | - | - | - | - | - | - | - | - | - | - | |
| CLINWORTH NO. 230 RM | 1 | 1 | - | - | 3 | 1 | 2 | - | - | - | 1 | |
| DEER FORKS NO. 232 RM | - | - | - | - | 1 | - | 1 | - | - | - | - | |
| EATONIA T | 9 | 2 | 7 | - | 5 | 5 | - | - | - | - | 6 | |
| ELROSE T | 7 | 4 | 3 | - | 11 | 4 | 7 | - | - | - | 2 | |
| ENTERPRISE NO. 142 RM | - | - | - | - | - | - | - | - | - | - | - | |
| ESTON T | 10 | 6 | 4 | - | 15 | 9 | 6 | - | - | - | 8 | |
| FOX VALLEY VL | 10 | 5 | 5 | - | 2 | - | 2 | - | - | - | 2 | |
| FOX VALLEY NO. 171 RM | - | - | - | - | 1 | 1 | - | - | - | - | - | |
| GLIDDEN VL | 2 | 1 | 1 | 1 | 2 | 1 | 1 | - | - | - | - | |
| GOLDEN PRAIRIE VL | 2 | - | 2 | - | - | - | - | - | - | - | - | |
| GULL LAKE T | 11 | 7 | 4 | 1 | 24 | 13 | 11 | - | - | - | 6 | |
| GULL LAKE NO. 139 RM | 2 | - | 2 | - | 1 | 1 | - | - | - | - | - | |
| HAPPYLAND NO. 231 RM | - | - | - | - | - | - | - | - | - | - | 5 | |
| HAZLET VL | 2 | - | 2 | - | 1 | - | 1 | - | - | - | 1 | |
| KYLE T | 6 | 3 | 3 | - | 8 | 2 | 6 | - | - | - | 4 | |
| LACADENA NO. 228 RM | 1 | 1 | - | - | 2 | 2 | - | - | - | - | - | |
| LANCER VL | - | - | - | - | 1 | - | 1 | - | - | - | 2 | |
| LEADER T | 9 | 5 | 4 | - | 21 | 8 | 13 | - | - | - | 5 | |
| MADISON VL | - | - | - | - | - | - | - | - | - | - | - | |
| MANTARIO VL | - | - | - | - | - | - | - | - | - | - | - | |
| MENDHAM VL | 1 | 1 | - | - | - | - | - | - | - | - | - | |
| MIRY CREEK NO. 229 RM | 3 | 2 | 1 | - | - | - | - | - | - | - | - | |
| MONET NO. 257 RM | 2 | - | 2 | - | 1 | 1 | - | - | - | - | - | |
| NEWCOMBE NO. 260 RM | 3 | 2 | 1 | - | - | - | - | - | - | - | 1 | |
| PENNANT VL | - | - | - | - | - | - | - | - | - | - | - | |
| PITTVILLE NO. 169 RM | 1 | 1 | - | - | 1 | 1 | - | - | - | - | 1 | |
| PRELATE VL | 1 | 1 | - | - | 3 | 2 | 1 | - | - | - | - | |
| RICHMOUND VL | 6 | 2 | 4 | - | 3 | 3 | - | - | - | - | - | |
| RIVERSIDE NO. 168 RM | - | - | - | - | - | - | - | - | - | - | 2 | |
| SASKATCHEWAN LANDING NO. 167 RM | 2 | 1 | 1 | - | 1 | - | 1 | - | - | - | 1 | |
| SCEPTRE VL | 2 | - | 2 | - | 5 | 3 | 2 | - | - | - | 1 | |
| SHACKLETON VL | - | - | - | - | 2 | 2 | - | - | - | - | - | |
| SNIPE LAKE NO. 259 RM | 1 | 1 | - | - | - | - | - | - | - | - | - | |
| STEWART VALLEY VL | 1 | 1 | - | - | 1 | 1 | - | - | - | - | - | |
| SUCCESS VL | - | - | - | - | 2 | - | 2 | - | - | - | - | |

GENERAL SUMMARY OF VITAL STATISTICS, BY PROVINCE, COUNTIES / CENSUS DIVISIONS / DISTRICTS AND URBAN PLACES, CANADA, 2000
 SOMMAIRE STATISTIQUE DE L'ETAT CIVIL, PAR PROVINCE, COMTES / DIVISIONS DE RECENSEMENT / DISTRICTS ET LES CENTRES URBAINS, CANADA, 2000

| COUNTIES / CENSUS DIVISIONS / DISTRICTS AND URBAN PLACES COMTES / DIVISIONS DE RECENSEMENT / DISTRICTS ET LES CENTRES URBAINS | LIVE BIRTHS - NAISSANCES VIVANTES | | | STILL BIRTHS - MORT- NES | DEATHS - DECES | | | INFANT DEATHS - DECES INFANTILES | | | MAR- RIAGES - MA- RIAGES |
|--|---|---------------|--------------|--------------------------------------|----------------------|---------------|--------------|--|----------------------------|---------------|--------------------------------------|
| | TOTAL | MALE | FEMALE | | TOTAL | MALE | FEMALE | TOTAL | NEONATAL - NEONATALS | | POST- NEO- NATAL |
| | | MAS- CULIN | FE- MININ | | | MAS- CULIN | FE- MININ | | < 7 DAYS | 7-27 DAYS | POST NEO- NATALS |
| | | | | | | | | | < 7 JOURS | 7-27 JOURS | |
| SASKATCHEWAN | | | | | | | | | | | |
| CENSUS DIVISION NO. 08 | | | | | | | | | | | |
| SWIFT CURRENT C | 167 | 86 | 81 | 1 | 185 | 72 | 113 | - | - | - | 127 |
| SWIFT CURRENT NO. 137 RM | 16 | 9 | 7 | - | 5 | 4 | 1 | - | - | - | 5 |
| TOMPKINS VL | 1 | 1 | - | - | 3 | 3 | - | - | - | - | 2 |
| WEBB VL | 3 | 3 | - | - | - | - | - | - | - | - | - |
| WEBB NO. 138 RM | 4 | 1 | 3 | - | - | - | - | - | - | - | - |
| CENSUS DIVISION NO. 09 | | | | | | | | | | | |
| TOTAL | 334 | 165 | 169 | 2 | 519 | 279 | 240 | 1 | - | - | 201 |
| * SASKATCHEWAN CSD UNKNOWN | - | - | - | - | - | - | - | - | - | - | - |
| ARRAN VL | 1 | 1 | - | - | 2 | 1 | 1 | - | - | - | - |
| BUCHANAN VL | 3 | 2 | 1 | - | 7 | 4 | 3 | - | - | - | 2 |
| BUCHANAN NO. 304 RM | - | - | - | - | 4 | 3 | 1 | - | - | - | 1 |
| CALDER VL | 3 | 2 | 1 | - | 2 | 1 | 1 | - | - | - | - |
| CALDER NO. 241 RM | 3 | 1 | 2 | - | 2 | 2 | - | - | - | - | - |
| CANORA T | 10 | 2 | 8 | - | 64 | 33 | 31 | - | - | - | 9 |
| CLAYTON NO. 333 RM | 6 | 1 | 5 | - | 3 | 2 | 1 | - | - | - | 1 |
| COTE NO. 271 RM | 1 | - | 1 | - | 1 | - | 1 | - | - | - | 2 |
| COTE 64 R | 9 | 4 | 5 | - | 5 | 3 | 2 | - | - | - | 4 |
| DIVISION NO. 09, KEESEKOOSE INDIAN RES | 10 | 4 | 6 | - | 2 | 2 | - | 1 | - | 1 | 2 |
| EBENEZER VL | 5 | 4 | 1 | - | 1 | - | 1 | - | - | - | 1 |
| ENDEAVOUR VL | 3 | - | 3 | - | 2 | 2 | - | - | - | - | 1 |
| GARRY NO. 245 RM | 3 | 2 | 1 | - | 2 | 2 | - | - | - | - | 1 |
| GOOD LAKE NO. 274 RM | - | - | - | - | - | - | - | - | - | - | 1 |
| HAZEL DELL NO. 335 RM | 1 | - | 1 | - | 4 | 3 | 1 | - | - | - | 1 |
| HYAS VL | 1 | 1 | - | - | 3 | 3 | - | - | - | - | - |
| INSINGER VL | - | - | - | - | - | - | - | - | - | - | 1 |
| INSINGER NO. 275 RM | - | - | - | - | - | - | - | - | - | - | - |
| INVERMAY VL | 3 | - | 3 | - | 12 | 7 | 5 | - | - | - | - |
| INVERMAY NO. 305 RM | 2 | 2 | - | - | 1 | 1 | - | - | - | - | 2 |
| JEDBURGH VL | 1 | 1 | - | - | 1 | 1 | - | - | - | - | - |
| KAMSACK T | 25 | 5 | 20 | - | 63 | 36 | 27 | - | - | - | 14 |
| KEYS NO. 303 RM | 3 | 3 | - | - | 2 | 2 | - | - | - | - | 1 |
| LINTLAW VL | - | - | - | - | 1 | - | 1 | - | - | - | 1 |
| LIVINGSTON NO. 331 RM | 1 | - | 1 | - | - | - | - | - | - | - | 1 |
| NORQUAY T | 4 | 3 | 1 | - | 13 | 6 | 7 | - | - | - | 5 |
| ORKNEY NO. 244 RM | 9 | 3 | 6 | - | 5 | 3 | 2 | - | - | - | 3 |
| PELLY VL | 4 | 2 | 2 | - | 4 | 2 | 2 | - | - | - | 1 |
| PREECEVILLE T | 10 | 7 | 3 | - | 27 | 18 | 9 | - | - | - | 10 |
| PREECEVILLE NO. 334 RM | 2 | 1 | 1 | - | 4 | 2 | 2 | - | - | - | 3 |
| RAMA VL | - | - | - | - | - | - | - | - | - | - | 3 |
| RHEIN VL | 2 | 1 | 1 | - | 3 | 2 | 1 | - | - | - | 3 |
| SHEHO VL | 1 | 1 | - | - | 7 | 2 | 5 | - | - | - | - |
| SLIDING HILLS NO. 273 RM | - | - | - | - | - | - | - | - | - | - | 2 |
| SPRINGSIDE T | 10 | 5 | 5 | - | 13 | 7 | 6 | - | - | - | 6 |
| ST. PHILIPS NO. 301 RM | 2 | 1 | 1 | - | - | - | - | - | - | - | 2 |
| STENEN VL | 3 | 3 | - | - | 2 | - | 2 | - | - | - | - |
| STORNOWAY VL | - | - | - | - | 1 | - | 1 | - | - | - | - |
| STURGIS T | 4 | 2 | 2 | - | 12 | 9 | 3 | - | - | - | 2 |
| THE KEY 65 R | 3 | 2 | 1 | - | - | - | - | - | - | - | - |
| THEODORE VL | 2 | 1 | 1 | - | 13 | 7 | 6 | - | - | - | 1 |
| TOGO VL | 1 | 1 | - | - | 1 | - | 1 | - | - | - | 1 |
| VEREGIN VL | 2 | - | 2 | - | 2 | 1 | 1 | - | - | - | - |
| WALLACE NO. 243 RM | 4 | 1 | 3 | - | 1 | 1 | - | - | - | - | 5 |
| WILLOWBROOK VL | 1 | - | 1 | - | 1 | 1 | - | - | - | - | - |
| WROXTON VL | 2 | 1 | 1 | - | 1 | 1 | - | - | - | - | - |
| YORKTON C | 174 | 95 | 79 | 2 | 225 | 109 | 116 | - | - | - | 108 |
| CENSUS DIVISION NO. 10 | | | | | | | | | | | |
| TOTAL | 194 | 105 | 89 | 1 | 240 | 131 | 109 | - | - | - | 96 |
| * SASKATCHEWAN CSD UNKNOWN | - | - | - | - | - | - | - | - | - | - | - |
| BIG QUILL NO. 308 RM | 2 | 2 | - | - | 3 | 3 | - | - | - | - | 2 |
| CHORNEY BEACH RV | - | - | - | - | - | - | - | - | - | - | - |
| DAFOE VL | - | - | - | - | 4 | 2 | 2 | - | - | - | - |
| DAY STAR 87 R | 2 | 2 | - | - | - | - | - | - | - | - | 1 |
| ELFROS VL | 1 | 1 | - | - | 2 | - | 2 | - | - | - | - |
| ELFROS NO. 307 RM | 2 | 1 | 1 | - | - | - | - | - | - | - | - |
| EMERALD NO. 277 RM | - | - | - | - | 2 | - | 2 | - | - | - | 1 |
| FISHING LAKE 89 R | 8 | 5 | 3 | - | 6 | 4 | 2 | - | - | - | 3 |
| FOAM LAKE T | 19 | 9 | 10 | - | 31 | 17 | 14 | - | - | - | 7 |
| FOAM LAKE NO. 276 RM | 1 | 1 | - | - | 3 | 3 | - | - | - | - | 1 |
| GORDON 86 R | 21 | 13 | 8 | - | 3 | 1 | 2 | - | - | - | 9 |
| HUBBARD VL | - | - | - | - | - | - | - | - | - | - | - |
| ITUNA T | 8 | 3 | 5 | - | 29 | 16 | 13 | - | - | - | 5 |
| ITUNA BON ACCORD NO. 246 RM | 3 | 2 | 1 | - | 2 | 2 | - | - | - | - | 2 |

GENERAL SUMMARY OF VITAL STATISTICS, BY PROVINCE, COUNTIES / CENSUS DIVISIONS / DISTRICTS AND URBAN PLACES, CANADA, 2000
 SOMMAIRE STATISTIQUE DE L'ETAT CIVIL, PAR PROVINCE, COMTES / DIVISIONS DE RECENSEMENT / DISTRICTS ET LES CENTRES URBAINS, CANADA, 2000

| COUNTIES / CENSUS DIVISIONS / DISTRICTS AND URBAN PLACES COMTES / DIVISIONS DE RECENSEMENT / DISTRICTS ET LES CENTRES URBAINS | LIVE BIRTHS - NAISSANCES VIVANTES | | | STILL BIRTHS - MORT- NES | DEATHS - DECES | | | INFANT DEATHS - DECES INFANTILES | | | MAR- RIAGES - MA- RIAGES | |
|--|---|---------------|--------------|--------------------------------------|----------------------|---------------|--------------|--|----------------------------------|------------------------------------|---|-------|
| | TOTAL | MALE | FEMALE | | TOTAL | MALE | FEMALE | TOTAL | NEONATAL | | POST- NEO- NATAL - POST NEO- NATALS | |
| | | MAS- CULIN | FE- MININ | | | MAS- CULIN | FE- MININ | | < 7 DAYS - < 7 JOURS | 7-27 DAYS - 7-27 JOURS | | |
| | SASKATCHEWAN | | | | | | | | | | | |
| CENSUS DIVISION NO. 10 | | | | | | | | | | | | |
| JANSEN VL | - | - | - | - | 1 | 1 | - | - | - | - | - | 5 |
| KELLNER VL | 6 | 4 | 2 | - | 5 | 3 | 2 | - | - | - | - | 1 |
| KELLROSS NO. 247 RM | 1 | - | 1 | - | - | - | - | - | - | - | - | - |
| KUTAMA NO. 278 RM | - | - | - | - | - | - | - | - | - | - | - | 1 |
| LAKEVIEW NO. 337 RM | 2 | 2 | - | - | - | - | - | - | - | - | - | - |
| LAKESIDE NO. 338 RM | 2 | 2 | - | - | 2 | 2 | - | - | - | - | - | 2 |
| LAKESHORE NO. 337 RM | 1 | 1 | - | - | 1 | - | 1 | - | - | - | - | 1 |
| LEROSS VL | 2 | 2 | - | - | 5 | 3 | 2 | - | - | - | - | 3 |
| LEROUY T | 1 | - | 1 | - | 1 | - | 1 | - | - | - | - | 3 |
| LEROUY NO. 339 RM | - | - | - | - | 4 | 4 | - | - | - | - | - | - |
| LESLIE VL | 8 | 1 | 7 | - | 3 | 3 | - | - | - | - | - | - |
| LESTOCK VL | 2 | 1 | 1 | - | 2 | 2 | - | - | - | - | - | 1 |
| MARGO VL | 2 | - | 2 | - | 1 | 1 | - | - | - | - | - | 1 |
| MOUNT HOPE NO. 279 RM | 7 | 4 | 3 | - | 4 | 1 | 3 | - | - | - | - | 2 |
| MUSKOWEKWAN 85 R | 14 | 8 | 6 | - | 3 | 1 | 2 | - | - | - | - | 2 |
| POOR MAN 88 R | - | - | - | - | 1 | 1 | - | - | - | - | - | 2 |
| PRAIRIE ROSE NO. 309 RM | 9 | 6 | 3 | - | 4 | 1 | 3 | - | - | - | - | 1 |
| PUNNICHY VL | 6 | 5 | 1 | - | 3 | 3 | - | - | - | - | - | 6 |
| QUILL LAKE VL | 8 | 1 | 7 | 1 | 2 | 1 | 1 | - | - | - | - | 3 |
| QUINTON VL | 8 | 5 | 3 | - | 9 | 5 | 4 | - | - | - | - | 4 |
| RAYMORE T | 6 | 3 | 3 | - | 2 | - | 2 | - | - | - | - | 4 |
| SASHAN NO. 336 RM | 1 | 1 | - | - | 5 | 3 | 2 | - | - | - | - | 1 |
| SEMANS VL | 1 | 1 | - | - | - | - | - | - | - | - | - | - |
| TOUCHWOOD NO. 248 RM | 11 | 7 | 4 | - | 31 | 15 | 16 | - | - | - | - | 9 |
| WADENA T | 10 | 5 | 5 | - | 19 | 10 | 9 | - | - | - | - | 6 |
| WATSON T | - | - | - | - | 1 | 1 | - | - | - | - | - | - |
| WEST BEND VL | 2 | 1 | 1 | - | 1 | 1 | - | - | - | - | - | - |
| WISHART VL | 17 | 8 | 9 | - | 45 | 21 | 24 | - | - | - | - | 7 |
| WYNYARD T | CENSUS DIVISION NO. 11 | | | | | | | | | | | |
| TOTAL | 2,946 | 1,494 | 1,452 | 15 | 1,767 | 861 | 906 | 15 | 5 | 1 | 9 | 1,593 |
| * SASKATCHEWAN CSD UNKNOWN | - | - | - | - | - | - | - | - | - | - | - | - |
| ALLAN T | 9 | 7 | 2 | - | 8 | 4 | 4 | - | - | - | - | 4 |
| ARM RIVER NO. 252 RM | 2 | 1 | 1 | - | 1 | 1 | - | - | - | - | - | - |
| BIG ARM NO. 251 RM | 1 | - | 1 | - | - | - | - | - | - | - | - | - |
| BLADWORTH VL | - | - | - | - | - | - | - | - | - | - | - | - |
| BLUCHER NO. 343 RM | 6 | 5 | 1 | - | 1 | 1 | - | - | - | - | - | 5 |
| BRADWELL VL | 4 | 3 | 1 | - | 2 | 1 | 1 | - | - | - | - | 3 |
| BRODERICK VL | - | - | - | - | 1 | - | 1 | - | - | - | - | - |
| CLAVET VL | 4 | 2 | 2 | - | 2 | 1 | 1 | - | - | - | - | 3 |
| COLONSAY T | 8 | 4 | 4 | - | 9 | 8 | 1 | - | - | - | - | - |
| COLONSAY NO. 342 RM | - | - | - | - | 2 | 1 | 1 | - | - | - | - | - |
| CORNAN PARK NO. 344 RM | 37 | 24 | 13 | - | 13 | 8 | 5 | - | - | - | - | 15 |
| DALHENY T | 24 | 8 | 16 | - | 16 | 8 | 8 | - | - | - | - | 10 |
| DAVIDSON T | 12 | 8 | 4 | - | 27 | 15 | 12 | - | - | - | - | 9 |
| DRAKE VL | 2 | - | 2 | - | 1 | - | 1 | - | - | - | - | 2 |
| DUNDURN T | 14 | 10 | 4 | - | 4 | 4 | - | - | - | - | - | 6 |
| DUNDURN NO. 314 RM | 13 | 9 | 4 | - | 3 | 3 | - | - | - | - | - | 19 |
| DUVAL VL | 2 | 2 | - | - | 1 | - | 1 | - | - | - | - | - |
| ELBOW VL | 1 | 1 | - | - | 6 | 4 | 2 | - | - | - | - | 5 |
| ELSTON VL | 3 | 1 | 2 | - | - | - | - | - | - | - | - | - |
| ETTER'S BEACH RV | - | - | - | - | - | - | - | - | - | - | - | - |
| GIRVIN VL | - | - | - | - | - | - | - | - | - | - | - | - |
| GLENSIDE VL | 3 | 1 | 2 | - | - | - | - | - | - | - | - | - |
| GOVAN T | 7 | 3 | 4 | - | 9 | 6 | 3 | - | - | - | - | - |
| GUERNSEY VL | 1 | - | 1 | - | - | - | - | - | - | - | - | - |
| HANLEY T | 6 | 4 | 2 | - | 7 | 5 | 2 | - | - | - | - | 3 |
| HAWARDEN VL | 1 | 1 | - | - | 1 | 1 | - | - | - | - | - | 2 |
| IMPERIAL T | 2 | 1 | 1 | - | 3 | 1 | 2 | - | - | - | - | 5 |
| KENASTON VL | 2 | 1 | 1 | - | 2 | 1 | 1 | - | - | - | - | 3 |
| LANGHAM T | 11 | 7 | 4 | - | 16 | 10 | 6 | - | - | - | - | 6 |
| LANIGAN T | 11 | 8 | 3 | - | 17 | 9 | 8 | - | - | - | - | 8 |
| LAST MOUNTAIN VALLEY NO. 250 RM | 1 | 1 | - | - | 1 | 1 | - | - | - | - | - | - |
| LIBERTY VL | 1 | - | 1 | - | - | - | - | - | - | - | - | - |
| LOCKWOOD VL | - | - | - | - | 1 | 1 | - | - | - | - | - | - |
| LOREBURN VL | 3 | 1 | 2 | - | 2 | 2 | - | - | - | - | - | 1 |
| LOREBURN NO. 254 RM | 3 | 2 | 1 | - | - | - | - | - | - | - | - | 1 |
| LOST RIVER NO. 313 RM | - | - | - | - | - | - | - | - | - | - | - | 1 |
| MANITOU BEACH RV | - | - | - | - | 3 | 2 | 1 | - | - | - | - | 2 |
| MARTENSVILLE T | 71 | 32 | 39 | - | 13 | 7 | 6 | - | - | - | - | 10 |
| MCCRANEY NO. 282 RM | 1 | - | 1 | - | 2 | 1 | 1 | - | - | - | - | 2 |
| MEACHAM VL | - | - | - | - | - | - | - | - | - | - | - | - |
| MORRIS NO. 312 RM | 2 | 1 | 1 | - | 1 | 1 | - | - | - | - | - | - |
| NOKOMIS T | 3 | 2 | 1 | 1 | 11 | 5 | 6 | - | - | - | - | 5 |

GENERAL SUMMARY OF VITAL STATISTICS, BY PROVINCE, COUNTIES / CENSUS DIVISIONS / DISTRICTS AND URBAN PLACES, CANADA, 2000
 SOMMAIRE STATISTIQUE DE L'ETAT CIVIL, PAR PROVINCE, COMTES / DIVISIONS DE RECENSEMENT / DISTRICTS ET LES CENTRES URBAINS, CANADA, 2000

| COUNTIES / CENSUS DIVISIONS / DISTRICTS AND URBAN PLACES COMTES / DIVISIONS DE RECENSEMENT / DISTRICTS ET LES CENTRES URBAINS | LIVE BIRTHS - NAISSANCES VIVANTES | | | STILL BIRTHS - MORT- NES | DEATHS - DECES | | | INFANT DEATHS - DECES INFANTILES | | | MAR- RIAGES - MA- RIAGES |
|--|---|---------------|--------------|--------------------------------------|----------------------|-----------|-----------|--|---------------|--------------|--------------------------------------|
| | TOTAL | MALE | FEMALE | | TOTAL | MALE | FEMALE | TOTAL | NEONATAL | | POST- NEO- NATAL |
| | | MAS- CULIN | FE- MININ | | | NEONATALS | NEONATALS | | | | |
| | | | | | | | | | < 7 DAYS | 7-27 DAYS | POST NEO- NATALS |
| | | | | | | | | < 7 JOURS | 7-27 JOURS | | |
| SASKATCHEWAN | | | | | | | | | | | |
| CENSUS DIVISION NO. 11 | | | | | | | | | | | |
| OSLER T | 33 | 18 | 15 | - | 2 | 2 | - | - | - | - | 13 |
| OUTLOOK T | 23 | 13 | 10 | - | 37 | 13 | 24 | - | - | - | 19 |
| PLUNKETT VL | 2 | 2 | - | 1 | 1 | - | 1 | - | - | - | - |
| ROSEDALE NO. 283 RM | 2 | 1 | 1 | - | 1 | - | 1 | - | - | - | - |
| RUDY NO. 284 RM | 2 | 1 | 1 | - | 2 | 2 | - | - | - | - | - |
| SASKATOON C | 2,519 | 1,262 | 1,257 | 13 | 1,480 | 708 | 772 | 15 | 5 | 1 | 9 |
| SHIELDS RV | - | - | - | - | - | - | - | - | - | - | - |
| SIMPSON VL | 2 | - | 2 | - | 4 | 2 | 2 | - | - | - | 2 |
| STRONGFIELD VL | 1 | - | 1 | - | - | - | - | - | - | - | 1 |
| THODE RV | - | - | - | - | - | - | - | - | - | - | - |
| USBORNE NO. 310 RM | 1 | - | 1 | - | 2 | 2 | - | - | - | - | 1 |
| VISCOUNT VL | 2 | 2 | - | - | 3 | 2 | 1 | - | - | - | 1 |
| VISCOUNT NO. 341 RM | 2 | 2 | - | - | - | - | - | - | - | - | - |
| WARMAN T | 57 | 29 | 28 | - | 13 | 1 | 12 | - | - | - | 19 |
| WATROUS T | 17 | 10 | 7 | - | 30 | 13 | 17 | - | - | - | 13 |
| WHITE CAP 94 R | 3 | 1 | 2 | - | 1 | 1 | - | - | - | - | 1 |
| WILLNER NO. 253 RM | 1 | - | 1 | - | - | - | - | - | - | - | - |
| WOLVERINE NO. 340 RM | 2 | 1 | 1 | - | 1 | 1 | - | - | - | - | - |
| WOOD CREEK NO. 281 RM | - | - | - | - | - | - | - | - | - | - | - |
| WREFORD NO. 280 RM | - | - | - | - | 1 | 1 | - | - | - | - | - |
| YOUNG VL | 6 | 2 | 4 | - | 3 | 1 | 2 | - | - | - | - |
| ZELMA VL | - | - | - | - | - | - | - | - | - | - | - |
| CENSUS DIVISION NO. 12 | | | | | | | | | | | |
| TOTAL | 294 | 136 | 158 | - | 215 | 127 | 88 | 4 | 4 | - | 94 |
| * SASKATCHEWAN CSD UNKNOWN | - | - | - | - | - | - | - | - | - | - | - |
| ARELEE VL | 1 | 1 | - | - | - | - | - | - | - | - | 1 |
| ASQUITH T | 9 | 3 | 6 | - | 2 | 1 | 1 | - | - | - | 2 |
| BATTLE RIVER NO. 438 RM | 2 | 1 | 1 | - | 3 | 2 | 1 | - | - | - | 6 |
| BATTLEFORD T | 60 | 29 | 31 | - | 62 | 36 | 26 | - | - | - | 24 |
| BIGGAR T | 30 | 11 | 19 | - | 49 | 28 | 21 | - | - | - | 9 |
| BIGGAR NO. 347 RM | 4 | 2 | 2 | - | 1 | 1 | - | - | - | - | - |
| BOUNTY VL | - | - | - | - | - | - | - | - | - | - | - |
| CANDO VL | 12 | 4 | 8 | - | 1 | 1 | - | 1 | 1 | - | 1 |
| CONQUEST VL | 3 | 3 | - | - | 1 | 1 | - | - | - | - | - |
| DELISLE T | 24 | 13 | 11 | - | 7 | 6 | 1 | - | - | - | 7 |
| DINSMORE VL | 6 | 3 | 3 | - | 10 | 6 | 4 | - | - | - | 1 |
| DIVISION NO. 12, INDIAN RESERVES R | 11 | 4 | 7 | - | - | - | - | - | - | - | - |
| EAGLE CREEK NO. 376 RM | 4 | 1 | 3 | - | 1 | 1 | - | - | - | - | 1 |
| FERTILE VALLEY NO. 285 RM | - | - | - | - | - | - | - | - | - | - | - |
| GLENSIDE NO. 377 RM | 3 | - | 3 | - | - | - | - | - | - | - | - |
| HARRIS VL | 1 | - | 1 | - | 3 | 2 | 1 | - | - | - | - |
| HARRIS NO. 316 RM | - | - | - | - | 1 | 1 | - | - | - | - | 2 |
| HERSCHEL VL | - | - | - | - | - | - | - | - | - | - | 1 |
| KINLEY VL | 1 | 1 | - | - | - | - | - | - | - | - | 1 |
| MACROE VL | 6 | 3 | 3 | - | 3 | 3 | - | - | - | - | 5 |
| HARRIOTT NO. 317 RM | 1 | 1 | - | - | - | - | - | - | - | - | - |
| HILDEN VL | 3 | 1 | 2 | - | 2 | 1 | 1 | - | - | - | - |
| HILDEN NO. 286 RM | - | - | - | - | 1 | - | 1 | - | - | - | - |
| MONTROSE NO. 315 RM | 1 | 1 | - | - | - | - | - | - | - | - | - |
| MOUNTAIN VIEW NO. 318 RM | 3 | - | 3 | - | 2 | 2 | - | - | - | - | - |
| PERDUE VL | 7 | 1 | 6 | - | 3 | 1 | 2 | - | - | - | 2 |
| PERDUE NO. 346 RM | 4 | 3 | 1 | - | 1 | - | 1 | - | - | - | 1 |
| PLEASANT VALLEY NO. 288 RM | - | - | - | - | - | - | - | - | - | - | 2 |
| PRAIRIE NO. 408 RM | - | - | - | - | 1 | - | 1 | - | - | - | 1 |
| RED PHEASANT 108 R | 14 | 8 | 6 | - | 6 | 4 | 2 | - | - | - | - |
| ROSEMOUNT NO. 378 RM | - | - | - | - | - | - | - | - | - | - | - |
| ROSETOWN T | 35 | 20 | 15 | - | 35 | 12 | 23 | 3 | 3 | - | 13 |
| SOVEREIGN VL | 3 | 1 | 2 | - | 1 | 1 | - | - | - | - | 1 |
| SPRINGWATER VL | - | - | - | - | - | - | - | - | - | - | 1 |
| ST. ANDREWS NO. 287 RM | 4 | 2 | 2 | - | 2 | 2 | - | - | - | - | 1 |
| SWEET GRASS 113 R | 12 | 5 | 7 | - | 6 | 5 | 1 | - | - | - | 1 |
| TESSIER VL | 1 | 1 | - | - | 1 | 1 | - | - | - | - | 2 |
| VANSCOY VL | 5 | 3 | 2 | - | 1 | 1 | - | - | - | - | 1 |
| VANSCOY NO. 345 RM | 20 | 9 | 11 | - | 6 | 5 | 1 | - | - | - | 7 |
| WISETON VL | 2 | 1 | 1 | - | 1 | 1 | - | - | - | - | - |
| ZEALANDIA T | 2 | - | 2 | - | 2 | 2 | - | - | - | - | - |
| CENSUS DIVISION NO. 13 | | | | | | | | | | | |
| TOTAL | 277 | 137 | 140 | - | 225 | 118 | 107 | - | - | - | 103 |
| * SASKATCHEWAN CSD UNKNOWN | - | - | - | - | - | - | - | - | - | - | - |
| ADANAC VL | - | - | - | - | - | - | - | - | - | - | - |
| ALSASK VL | 2 | 1 | 1 | - | - | - | - | - | - | - | 2 |
| ANTELOPE PARK NO. 322 RM | 1 | - | 1 | - | 1 | 1 | - | - | - | - | - |

GENERAL SUMMARY OF VITAL STATISTICS, BY PROVINCE, COUNTIES / CENSUS DIVISIONS / DISTRICTS AND URBAN PLACES, CANADA, 2000
 SOMMAIRE STATISTIQUE DE L'ETAT CIVIL, PAR PROVINCE, COMTES / DIVISIONS DE RECENSEMENT / DISTRICTS ET LES CENTRES URBAINS, CANADA, 2000

| COUNTIES / CENSUS DIVISIONS / DISTRICTS AND URBAN PLACES COMTES / DIVISIONS DE RECENSEMENT / DISTRICTS ET LES CENTRES URBAINS | LIVE BIRTHS - NAISSANCES VIVANTES | | | STILL BIRTHS - MORT- NES | DEATHS - DECES | | | INFANT DEATHS - DECES INFANTILES | | | MAR- RIAGES - MA- RIAGES |
|--|---|-----------------------|------------------------|--------------------------------------|----------------------|-----------------------|------------------------|--|----------------------------|---------------|---|
| | TOTAL | MALE MAS- CULIN | FEMALE FE- MININ | TOTAL | TOTAL | MALE MAS- CULIN | FEMALE FE- MININ | TOTAL | NEONATAL - NEONATALS | | POST- NEO- NATAL - POST NEO- NATALS |
| | | | | | | | | | < 7 DAYS | 7-27 DAYS | |
| | | | | | | | | | < 7 JOURS | 7-27 JOURS | |
| SASKATCHEWAN | | | | | | | | | | | |
| CENSUS DIVISION NO. 13 | | | | | | | | | | | |
| BROCK VL | 2 | 1 | 1 | - | 2 | 2 | - | - | - | - | - |
| BUFFALO NO. 409 RM | - | - | - | - | 2 | 2 | - | - | - | - | - |
| COLEVILLE VL | 4 | - | 4 | - | 3 | 2 | 1 | - | - | - | 1 |
| CUT KNIFE T | 17 | 5 | 12 | - | 18 | 10 | 8 | - | - | - | 4 |
| CUT KNIFE NO. 439 RM | 3 | 1 | 2 | - | - | - | - | - | - | - | - |
| DENZIL VL | 3 | 2 | 1 | - | 1 | 1 | - | - | - | - | 1 |
| DODSLAND VL | 5 | 2 | 3 | - | 4 | 2 | 2 | - | - | - | - |
| EVESHAM VL | - | - | - | - | 2 | 1 | 1 | - | - | - | - |
| EYE HILL NO. 382 RM | - | - | - | - | - | - | - | - | - | - | - |
| FLAXCOMBE VL | 2 | 1 | 1 | - | - | - | - | - | - | - | - |
| GRANDVIEW NO. 349 RM | - | - | - | - | - | - | - | - | - | - | 1 |
| GRASS LAKE NO. 381 RM | 1 | 1 | - | - | - | - | - | - | - | - | 1 |
| HANDEL VL | 1 | 1 | - | - | - | - | - | - | - | - | 2 |
| HEART'S HILL NO. 352 RM | 1 | 1 | - | - | - | - | - | - | - | - | - |
| HILLSDALE NO. 440 RM | 4 | 3 | 1 | - | 1 | 1 | - | - | - | - | - |
| KELFIELD VL | - | - | - | - | - | - | - | - | - | - | - |
| KERROBERT T | 26 | 12 | 14 | - | 19 | 11 | 8 | - | - | - | - |
| KINDERSLEY T | 50 | 26 | 24 | - | 72 | 36 | 36 | - | - | - | 30 |
| KINDERSLEY NO. 290 RM | 3 | 1 | 2 | - | 3 | 1 | 2 | - | - | - | 3 |
| LANDIS VL | 2 | 2 | - | - | 3 | 3 | - | - | - | - | 2 |
| LITTLE PINE AND LUCKY MAN 116 R | 11 | 5 | 6 | - | 1 | - | 1 | - | - | - | 1 |
| LOVERNA VL | 1 | 1 | - | - | - | - | - | - | - | - | 1 |
| LUSELAND T | 5 | 5 | - | - | 6 | 1 | 5 | - | - | - | 3 |
| MACKLIN T | 30 | 16 | 14 | - | 11 | 5 | 6 | - | - | - | 10 |
| MAJOR VL | 3 | 3 | - | - | 1 | 1 | - | - | - | - | 1 |
| MANITOU LAKE NO. 442 RM | 1 | - | 1 | - | 2 | 2 | - | - | - | - | - |
| MARENGO VL | 2 | - | 2 | - | - | - | - | - | - | - | - |
| MARIPOSA NO. 350 RM | 2 | 1 | 1 | - | 1 | 1 | - | - | - | - | - |
| MARSDEN VL | 2 | - | 2 | - | 3 | 1 | 2 | - | - | - | - |
| MILTON NO. 292 RM | - | - | - | - | 1 | 1 | - | - | - | - | 1 |
| NEILBURG VL | 11 | 8 | 3 | - | 3 | 2 | 1 | - | - | - | 2 |
| NETHERHILL VL | 1 | 1 | - | - | - | - | - | - | - | - | - |
| OAKDALE NO. 320 RM | 1 | - | 1 | - | - | - | - | - | - | - | - |
| PLENTY VL | 6 | 4 | 2 | - | 4 | 1 | 3 | - | - | - | 1 |
| POUNDMAKER 114 R | 11 | 4 | 7 | - | 2 | 2 | - | - | - | - | 2 |
| PRAIRIEDALE NO. 321 RM | 1 | - | 1 | - | 2 | 1 | 1 | - | - | - | 1 |
| PRIMATE VL | 2 | 1 | 1 | - | - | - | - | - | - | - | - |
| PROGRESS NO. 351 RM | - | - | - | - | 1 | - | 1 | - | - | - | - |
| REFORD NO. 379 RM | 3 | 1 | 2 | - | - | - | - | - | - | - | 1 |
| ROCKHAVEN VL | 1 | - | 1 | - | 1 | 1 | - | - | - | - | - |
| ROUND VALLEY NO. 410 RM | 2 | - | 2 | - | - | - | - | - | - | - | - |
| RUTHILDA VL | 2 | - | 2 | - | - | - | - | - | - | - | - |
| SALVADOR VL | - | - | - | - | - | - | - | - | - | - | - |
| SCOTT T | 1 | - | 1 | - | 4 | 2 | 2 | - | - | - | 1 |
| SENLAC VL | - | - | - | - | 2 | 2 | - | - | - | - | 1 |
| SENLAC NO. 411 RM | 1 | - | 1 | - | 2 | 1 | 1 | - | - | - | 2 |
| SMILEY VL | 4 | 2 | 2 | - | - | - | - | - | - | - | - |
| TRAMPING LAKE VL | 2 | - | 2 | - | - | - | - | - | - | - | - |
| TRAMPING LAKE NO. 380 RM | 2 | 2 | - | - | - | - | - | - | - | - | - |
| UNITY T | 27 | 17 | 10 | - | 31 | 12 | 19 | - | - | - | 21 |
| WILKIE T | 14 | 6 | 8 | - | 14 | 8 | 6 | - | - | - | 7 |
| WINSLOW NO. 319 RM | 1 | - | 1 | - | 2 | 1 | 1 | - | - | - | - |
| CENSUS DIVISION NO. 14 | | | | | | | | | | | |
| TOTAL | 438 | 219 | 219 | - | 473 | 271 | 202 | 1 | - | 1 | 224 |
| * SASKATCHEWAN CSD UNKNOWN | - | - | - | - | - | - | - | - | - | - | - |
| ARBORFIELD T | 3 | - | 3 | - | 11 | 7 | 4 | - | - | - | 4 |
| ARBORFIELD NO. 456 RM | 1 | - | 1 | - | 3 | 3 | - | - | - | - | - |
| ARCHERWILL VL | 11 | 3 | 8 | - | 5 | 4 | 1 | - | - | - | 3 |
| AYLSHAM VL | 1 | - | 1 | - | 3 | - | 3 | - | - | - | 1 |
| BARRIER VALLEY NO. 397 RM | 5 | 3 | 2 | - | 1 | - | 1 | - | - | - | 2 |
| BJORKDALE VL | 5 | 3 | 2 | - | 3 | 2 | 1 | - | - | - | 3 |
| BJORKDALE NO. 426 RM | 3 | 1 | 2 | - | 4 | 4 | - | - | - | - | 3 |
| CARRAGANA VL | 1 | 1 | - | - | - | - | - | - | - | - | - |
| CARROT RIVER T | 17 | 8 | 9 | - | 20 | 12 | 8 | - | - | - | 6 |
| CHOICELAND T | 7 | 2 | 5 | - | 2 | 2 | - | - | - | - | 3 |
| CODETTE VL | 2 | 1 | 1 | - | 4 | 1 | 3 | - | - | - | 2 |
| CONNAUGHT NO. 457 RM | 1 | 1 | - | - | - | - | - | - | - | - | 2 |
| DIVISION NO. 14, RED EARTH INDIAN RESER | 9 | 4 | 5 | - | 2 | 2 | - | - | - | - | - |
| FOSSTON VL | 2 | - | 2 | - | 2 | 2 | - | - | - | - | 2 |
| HUDSON BAY T | 25 | 15 | 10 | - | 24 | 11 | 13 | - | - | - | 21 |
| HUDSON BAY NO. 394 RM | 19 | 10 | 9 | - | 7 | 3 | 4 | - | - | - | 13 |
| KELVINGTON T | 13 | 4 | 9 | - | 26 | 16 | 10 | - | - | - | 5 |
| KELVINGTON NO. 366 RM | - | - | - | - | 1 | 1 | - | - | - | - | 1 |

GENERAL SUMMARY OF VITAL STATISTICS, BY PROVINCE, COUNTIES / CENSUS DIVISIONS / DISTRICTS AND URBAN PLACES, CANADA, 2000
 SOMMAIRE STATISTIQUE DE L'ETAT CIVIL, PAR PROVINCE, COMTES / DIVISIONS DE RECENSEMENT / DISTRICTS ET LES CENTRES URBAINS, CANADA, 2000

| COUNTIES / CENSUS DIVISIONS / DISTRICTS AND URBAN PLACES COMTES / DIVISIONS DE RECENSEMENT / DISTRICTS ET LES CENTRES URBAINS | LIVE BIRTHS - NAISSANCES VIVANTES | | | STILL BIRTHS - MORT- NES | DEATHS - DECES | | | INFANT DEATHS - DECES INFANTILES | | | MAR- RIAGES - MA- RIAGES |
|--|---|---------------|--------------|--------------------------------------|----------------------|---------------|--------------|--|----------------------------------|------------------------------------|---|
| | TOTAL | MALE | FEMALE | | TOTAL | MALE | FEMALE | TOTAL | NEONATAL - NEONATALS | | POST- NEO- NATAL - POST NEO- NATALS |
| | | MAS- CULIN | FE- MININ | | | MAS- CULIN | FE- MININ | | < 7 DAYS - < 7 JOURS | 7-27 DAYS - 7-27 JOURS | |
| | | | | | | | | | | | |
| | | | | | | | | | | | |

SASKATCHEWAN

| | | | | | | | | | | | | |
|---|-------|-----|-----|---|-----|-----|-----|---|---|---|---|-----|
| CENSUS DIVISION NO. 14 | | | | | | | | | | | | |
| KINISTIN 91 R | 6 | 4 | 2 | - | 5 | 3 | 2 | - | - | - | - | 1 |
| LOVE VL | 1 | - | 1 | - | 1 | - | 1 | - | - | - | - | - |
| MELFORT C | 81 | 40 | 41 | - | 105 | 52 | 53 | - | - | - | - | 40 |
| MISTATIM VL | 1 | 1 | - | - | 1 | - | 1 | - | - | - | - | 1 |
| MOOSE RANGE NO. 486 RM | 7 | 5 | 2 | - | 2 | 2 | - | - | - | - | - | 2 |
| NAICAM T | 13 | 6 | 7 | - | 8 | 6 | 2 | - | - | - | - | 7 |
| NIPAWIN T | 64 | 35 | 29 | - | 80 | 46 | 34 | 1 | - | - | 1 | 37 |
| NIPAWIN NO. 487 RM | 2 | 1 | 1 | - | 4 | 4 | - | - | - | - | - | 3 |
| PLEASANTDALE NO. 398 RM | 4 | 3 | 1 | - | 4 | 2 | 2 | - | - | - | - | 3 |
| PLEASANTDALE VL | - | - | - | - | 1 | - | 1 | - | - | - | - | - |
| PONASS LAKE NO. 367 RM | 2 | 1 | 1 | - | 1 | 1 | - | - | - | - | - | - |
| PORCUPINE NO. 395 RM | 2 | - | 2 | - | 4 | 3 | 1 | - | - | - | - | - |
| PORCUPINE PLAIN T | 10 | 6 | 4 | - | 16 | 7 | 9 | - | - | - | - | 6 |
| RIDGEDALE VL | 2 | - | 2 | - | 1 | 1 | - | - | - | - | - | - |
| ROSE VALLEY T | 8 | 2 | 6 | - | 10 | 6 | 4 | - | - | - | - | 4 |
| SHOAL LAKE 28A R | 15 | 10 | 5 | - | - | - | - | - | - | - | - | 3 |
| SMEATON VL | 2 | - | 2 | - | 3 | 3 | - | - | - | - | - | 1 |
| SPALDING VL | 3 | 1 | 2 | - | 3 | 3 | - | - | - | - | - | 1 |
| SPALDING NO. 368 RM | 1 | 1 | - | - | 1 | - | 1 | - | - | - | - | 1 |
| STAR CITY T | 7 | 3 | 4 | - | 8 | 5 | 3 | - | - | - | - | 6 |
| STAR CITY NO. 428 RM | 3 | 1 | 2 | - | 2 | 2 | - | - | - | - | - | 2 |
| TISDALE T | 37 | 19 | 18 | - | 63 | 32 | 31 | - | - | - | - | 19 |
| TISDALE NO. 427 RM | 3 | 2 | 1 | - | 1 | 1 | - | - | - | - | - | 1 |
| TOBIN LAKE RV | - | - | - | - | - | - | - | - | - | - | - | 1 |
| TORCH RIVER NO. 488 RM | 3 | 2 | 1 | - | 5 | 4 | 1 | - | - | - | - | 5 |
| VALPARAISO VL | - | - | - | - | - | - | - | - | - | - | - | - |
| WEEKES VL | 2 | 2 | - | - | 1 | - | 1 | - | - | - | - | 2 |
| WHITE FOX VL | 12 | 5 | 7 | - | 6 | 4 | 2 | - | - | - | - | 3 |
| WILLOW CREEK NO. 458 RM | 3 | 1 | 2 | - | 12 | 8 | 4 | - | - | - | - | 2 |
| YELLOWQUILL 90 R | 15 | 11 | 4 | - | 5 | 4 | 1 | - | - | - | - | - |
| ZENON PARK VL | 4 | 1 | 3 | - | 2 | 2 | - | - | - | - | - | 2 |
| CENSUS DIVISION NO. 15 | | | | | | | | | | | | |
| TOTAL | 1,101 | 537 | 564 | 8 | 752 | 401 | 351 | 7 | 2 | 2 | 3 | 509 |
| * SASKATCHEWAN CSD UNKNOWN | | | | | | | | | | | | |
| ABERDEEN T | 1 | 1 | - | - | - | - | - | - | - | - | - | - |
| ABERDEEN NO. 373 RM | 19 | 10 | 9 | - | 4 | 4 | - | - | - | - | - | 2 |
| ALBERTVILLE VL | 4 | 1 | 3 | - | 1 | 1 | - | - | - | - | - | 2 |
| ALVENA VL | 1 | - | 1 | - | 1 | - | 1 | - | - | - | - | - |
| ANNAHEIM VL | 9 | 4 | 5 | 1 | 2 | 2 | - | - | - | - | - | 3 |
| BAYNE NO. 371 RM | 1 | 1 | - | - | 2 | 1 | 1 | - | - | - | - | - |
| BEARDY'S 97 AND OKEMASIS 96 R | 28 | 15 | 13 | - | 4 | 3 | 1 | - | - | - | - | 2 |
| BEATTY VL | 1 | - | 1 | - | 1 | - | 1 | - | - | - | - | 1 |
| BIRCH HILLS T | 5 | 3 | 2 | - | 13 | 9 | 4 | - | - | - | - | 7 |
| BIRCH HILLS NO. 460 RM | 8 | 3 | 5 | - | 9 | 4 | 5 | - | - | - | - | 3 |
| BRUNO T | 12 | 6 | 6 | - | 5 | 1 | 4 | - | - | - | - | 6 |
| BUCKLAND NO. 491 RM | 11 | 2 | 9 | - | 7 | 5 | 2 | - | - | - | - | 10 |
| CANDLE LAKE RV | 2 | 2 | - | - | 8 | 4 | 4 | - | - | - | - | 4 |
| CHRISTOPHER LAKE VL | 3 | 2 | 1 | - | 6 | 4 | 2 | - | - | - | - | 11 |
| CUDWORTH T | 13 | 8 | 5 | - | 16 | 7 | 9 | - | - | - | - | 10 |
| DIVISION NO. 15, JAMES SMITH INDIAN RES | 20 | 8 | 12 | - | 4 | - | 4 | - | - | - | - | 3 |
| DOMREMY VL | 4 | 1 | 3 | - | 3 | - | 3 | - | - | - | - | 2 |
| DUCK LAKE T | 19 | 10 | 9 | - | 9 | 4 | 5 | - | - | - | - | 7 |
| DUCK LAKE NO. 463 RM | 8 | 5 | 3 | - | 2 | 1 | 1 | - | - | - | - | 8 |
| ENGLEFELD VL | 1 | - | 1 | - | 4 | 3 | 1 | - | - | - | - | 6 |
| FISH CREEK NO. 402 RM | - | - | - | - | - | - | - | - | - | - | - | 3 |
| FLETT'S SPRINGS NO. 429 RM | 1 | 1 | - | 1 | 2 | 2 | - | - | - | - | - | 1 |
| GARDEN RIVER NO. 490 RM | 3 | 3 | - | - | 1 | 1 | - | - | - | - | - | - |
| GRANT NO. 372 RM | 3 | 3 | - | - | - | - | - | - | - | - | - | 5 |
| HAGUE T | 14 | 9 | 5 | - | 6 | 5 | 1 | - | - | - | - | 5 |
| HEPBURN VL | 13 | 4 | 9 | - | 4 | 3 | 1 | - | - | - | - | 4 |
| HOODOO NO. 401 RM | 3 | 1 | 2 | - | - | - | - | - | - | - | - | 3 |
| HUMBOLDT T | 72 | 36 | 36 | 1 | 82 | 41 | 41 | - | - | - | - | 25 |
| HUMBOLDT NO. 370 RM | 2 | - | 2 | - | 2 | 1 | 1 | - | - | - | - | 7 |
| INVERGORDON NO. 430 RM | 7 | 3 | 4 | - | 3 | 2 | 1 | - | - | - | - | 2 |
| KINISTINO T | 11 | 2 | 9 | - | 19 | 9 | 10 | - | - | - | - | 5 |
| KINISTINO NO. 459 RM | 1 | 1 | - | - | 2 | 1 | 1 | - | - | - | - | 1 |
| LAIRD VL | 5 | 3 | 2 | - | - | - | - | - | - | - | - | 3 |
| LAIRD NO. 404 RM | 7 | 3 | 4 | - | 1 | 1 | - | - | - | - | - | 7 |
| LAKE LENORE VL | 5 | 2 | 3 | - | 4 | 3 | 1 | - | - | - | - | 7 |
| LAKE LENORE NO. 399 RM | 2 | - | 2 | - | 1 | - | 1 | - | - | - | - | 1 |
| LAKELAND NO. 521 RM | 2 | 2 | - | - | 6 | 3 | 3 | - | - | - | - | 9 |
| MEATH PARK VL | 9 | 3 | 6 | - | 2 | 2 | - | - | - | - | - | - |
| MIDDLE LAKE VL | 5 | 3 | 2 | - | 21 | 12 | 9 | - | - | - | - | 3 |

GENERAL SUMMARY OF VITAL STATISTICS, BY PROVINCE, COUNTIES / CENSUS DIVISIONS / DISTRICTS AND URBAN PLACES, CANADA, 2000
 SOMMAIRE STATISTIQUE DE L'ETAT CIVIL, PAR PROVINCE, COMTES / DIVISIONS DE RECENSEMENT / DISTRICTS ET LES CENTRES URBAINS, CANADA, 2000

| COUNTIES / CENSUS DIVISIONS / DISTRICTS AND URBAN PLACES COMTES / DIVISIONS DE RECENSEMENT / DISTRICTS ET LES CENTRES URBAINS | LIVE BIRTHS - NAISSANCES VIVANTES | | | STILL BIRTHS - MORT- NES | DEATHS - DECES | | | INFANT DEATHS - DECES INFANTILES | | | MAR- RIAGES - MA- RIAGES |
|--|---|---------------|--------------|-----------------------------------|----------------------|-------------|--------------|--|---------------|------------------------|--------------------------------------|
| | TOTAL | MALE | FEMALE | | TOTAL | MALE | FEMALE | TOTAL | NEONATAL | | POST- NEO- NATAL |
| | | MAS- CULIN | FE- MININ | | | NEONATALS | | | | | |
| | | | | | | < 7 DAYS | 7-27 DAYS | | | | |
| | | | | | | | | < 7 JOURS | 7-27 JOURS | POST NEO- NATALS | |
| SASKATCHEWAN | | | | | | | | | | | |
| CENSUS DIVISION NO. 15 | | | | | | | | | | | |
| MUNSTER VL | 3 | - | 3 | - | 5 | 3 | 2 | - | - | - | 14 |
| MUSKODAY FIRST NATION 99 R | 7 | 5 | 2 | - | 2 | 2 | - | - | - | - | 1 |
| ONE ARROW 95 R | 12 | 7 | 5 | - | 3 | 1 | 2 | 1 | - | - | 1 |
| OPAWAKOSCIKAN R | - | - | - | - | - | - | - | - | - | - | - |
| PADDOCKWOOD VL | 3 | 2 | 1 | - | - | - | - | - | - | - | 2 |
| PADDOCKWOOD NO. 520 RM | 3 | 2 | 1 | - | 2 | 1 | 1 | - | - | - | 5 |
| PILGER VL | 2 | 1 | 1 | - | 1 | 1 | - | - | - | - | 3 |
| PRINCE ALBERT C | 599 | 290 | 309 | 5 | 329 | 180 | 149 | 4 | - | 2 | 246 |
| PRINCE ALBERT NO. 461 RM | 9 | 3 | 6 | - | 11 | 5 | 6 | - | - | - | 4 |
| PRUD'HOMME VL | 4 | 3 | 1 | - | 3 | 1 | 2 | - | - | - | 1 |
| ROSTHERN T | 31 | 19 | 12 | - | 38 | 12 | 26 | 1 | 1 | - | 10 |
| ROSTHERN NO. 403 RM | 12 | 7 | 5 | - | 6 | 5 | 1 | - | - | - | 13 |
| ST. BENEDICT VL | 2 | - | 2 | - | 3 | 2 | 1 | - | - | - | - |
| ST. BRIEUX VL | 12 | 5 | 7 | - | 14 | 7 | 7 | - | - | - | 3 |
| ST. GREGOR VL | - | - | - | - | 1 | - | 1 | - | - | - | 5 |
| ST. LOUIS VL | 7 | 4 | 3 | - | 9 | 5 | 4 | - | - | - | 4 |
| ST. LOUIS NO. 431 RM | 8 | 4 | 4 | - | 7 | 5 | 2 | - | - | - | 5 |
| ST. PETER NO. 369 RM | 8 | 2 | 6 | - | - | - | - | - | - | - | - |
| THREE LAKES NO. 400 RM | 2 | 1 | 1 | - | 2 | 2 | - | 1 | 1 | - | 1 |
| VONDA T | 7 | 3 | 4 | - | - | - | - | - | - | - | 3 |
| WAHPETON 94A R | 6 | 4 | 2 | - | - | - | - | - | - | - | 3 |
| WAKAW T | 6 | 3 | 3 | - | 39 | 17 | 22 | - | - | - | 3 |
| WAKAW LAKE RV | - | - | - | - | - | - | - | - | - | - | - |
| WALDHEIM T | 15 | 9 | 6 | - | 12 | 8 | 4 | - | - | - | 9 |
| WEIRDALE VL | 3 | 1 | 2 | - | 2 | 1 | 1 | - | - | - | 2 |
| WELDON VL | 2 | - | 2 | - | 3 | 2 | 1 | - | - | - | 2 |
| YELLOW CREEK VL | 3 | 1 | 2 | - | 3 | 2 | 1 | - | - | - | 1 |
| CENSUS DIVISION NO. 16 | | | | | | | | | | | |
| TOTAL | 567 | 292 | 275 | 4 | 354 | 193 | 161 | 6 | 1 | 1 | 213 |
| * SASKATCHEWAN CSD UNKNOWN | - | - | - | - | - | - | - | - | - | - | - |
| ANTAHKAKOOP 104 R | 34 | 15 | 19 | - | 7 | 4 | 3 | 1 | - | - | 6 |
| BIG RIVER T | 18 | 11 | 7 | - | 20 | 12 | 8 | - | - | - | 7 |
| BIG RIVER NO. 555 RM | 3 | 2 | 1 | - | 1 | 1 | - | - | - | - | 2 |
| BIG RIVER 118 R | 35 | 18 | 17 | - | 6 | 4 | 2 | - | - | - | 4 |
| BIG SHELL RV | - | - | - | - | - | - | - | - | - | - | - |
| BLAINE LAKE T | 8 | 2 | 6 | - | 6 | 5 | 1 | - | - | - | 2 |
| BLAINE LAKE NO. 434 RM | - | - | - | - | - | - | - | - | - | - | 1 |
| BORDEN VL | 3 | 2 | 1 | - | 4 | 4 | - | - | - | - | - |
| CANWOOD VL | 3 | 2 | 1 | - | 18 | 10 | 8 | - | - | - | 1 |
| CANWOOD NO. 494 RM | 3 | 3 | - | - | 3 | 3 | - | - | - | - | 3 |
| CHITEK LAKE RV | 3 | 1 | 2 | - | 5 | 2 | 3 | - | - | - | 2 |
| CHITEK LAKE 191 R | 33 | 16 | 17 | - | 3 | 2 | 1 | 1 | - | 1 | 1 |
| DEBDEN VL | 13 | 6 | 7 | - | 2 | - | 2 | 2 | 1 | 1 | 5 |
| DENHOLM VL | 1 | 1 | - | - | 1 | 1 | - | - | - | - | 1 |
| DOUGLAS NO. 436 RM | - | - | - | - | - | - | - | - | - | - | - |
| ECHO BAY RV | - | - | - | - | - | - | - | - | - | - | - |
| GREAT BEND NO. 405 RM | 4 | 3 | 1 | - | 1 | 1 | - | - | - | - | - |
| HAFFORD T | 10 | 5 | 5 | - | 12 | 5 | 7 | - | - | - | 1 |
| KRYDOR VL | 1 | 1 | - | - | - | - | - | - | - | - | - |
| LEASK VL | 8 | 4 | 4 | - | 21 | 11 | 10 | - | - | - | 3 |
| LEASK NO. 464 RM | - | - | - | - | - | - | - | - | - | - | 1 |
| LEOVILLE VL | 8 | 3 | 5 | - | 12 | 5 | 7 | - | - | - | 6 |
| LUCKY MAN R | - | - | - | - | - | - | - | - | - | - | - |
| MARCELIN VL | 2 | 2 | - | - | 2 | 1 | 1 | - | - | - | 2 |
| MAYFIELD NO. 406 RM | 1 | - | 1 | - | 1 | - | 1 | - | - | - | - |
| MAYMONT VL | 4 | 3 | 1 | - | - | - | - | - | - | - | 2 |
| MEDSTEAD VL | 3 | 2 | 1 | - | - | - | - | - | - | - | 2 |
| MEDSTEAD NO. 497 RM | 4 | 4 | - | - | - | - | - | - | - | - | - |
| MEETING LAKE NO. 466 RM | 5 | 4 | 1 | - | 2 | 2 | - | - | - | - | 2 |
| MISTANASIS 103 R | 16 | 5 | 11 | - | 3 | 1 | 2 | - | - | - | 3 |
| MUSKEG LAKE 102 R | 4 | 1 | 3 | - | 2 | - | 2 | - | - | - | - |
| NORTH BATTLEFORD C | 228 | 115 | 113 | 4 | 151 | 80 | 71 | 2 | - | 2 | 99 |
| NORTH BATTLEFORD NO. 437 RM | 10 | 7 | 3 | - | 1 | 1 | - | - | - | - | 1 |
| PARKSIDE VL | 1 | - | 1 | - | 4 | 2 | 2 | - | - | - | 4 |
| PEBBLE BAYE RV | - | - | - | - | - | - | - | - | - | - | - |
| PRINCE ALBERT NATIONAL PARK UNO | 1 | - | 1 | - | - | - | - | - | - | - | 13 |
| RABBIT LAKE VL | 1 | 1 | - | - | 3 | 1 | 2 | - | - | - | 3 |
| RADISSON T | 5 | 3 | 2 | - | 2 | 2 | - | - | - | - | 5 |
| REDBERRY NO. 435 RM | 3 | - | 3 | - | - | - | - | - | - | - | - |
| RICHARD VL | - | - | - | - | - | - | - | - | - | - | 1 |
| ROUND HILL NO. 467 RM | 3 | 1 | 2 | - | 1 | 1 | - | - | - | - | - |
| RUDELL VL | - | - | - | - | - | - | - | - | - | - | - |
| SHELL LAKE VL | 6 | 5 | 1 | - | 2 | - | 2 | - | - | - | 1 |

GENERAL SUMMARY OF VITAL STATISTICS, BY PROVINCE, COUNTIES / CENSUS DIVISIONS / DISTRICTS AND URBAN PLACES, CANADA, 2000
 SOMMAIRE STATISTIQUE DE L'ETAT CIVIL, PAR PROVINCE, COMTES / DIVISIONS DE RECENSEMENT / DISTRICTS ET LES CENTRES URBAINS, CANADA, 2000

| COUNTIES / CENSUS DIVISIONS / DISTRICTS AND URBAN PLACES COMTES / DIVISIONS DE RECENSEMENT / DISTRICTS ET LES CENTRES URBAINS | LIVE BIRTHS - NAISSANCES VIVANTES | | | STILL BIRTHS - MORT- NES | DEATHS - DECES | | | INFANT DEATHS - DECES INFANTILES | | | MAR- RIAGES - MA- RIAGES |
|--|---|---------------|--------------|--------------------------------------|----------------------|---------------|--------------|--|----------------------------------|------------------------------------|--------------------------------------|
| | TOTAL | MALE | FEMALE | | TOTAL | MALE | FEMALE | TOTAL | NEONATAL - NEONATALS | | POST- NEO- NATAL |
| | | MAS- CULIN | FE- MININ | | | MAS- CULIN | FE- MININ | | < 7 DAYS - < 7 JOURS | 7-27 DAYS - 7-27 JOURS | POST NEO- NATALS |
| | | | | | | | | | | | |

SASKATCHEWAN

| | | | | | | | | | | | |
|---|----|----|----|---|----|----|----|---|---|---|----|
| CENSUS DIVISION NO. 18 | | | | | | | | | | | |
| DIVISION NO. 18, BLACK LAKE INDIAN RESE | 32 | 18 | 14 | - | 7 | 4 | 3 | - | - | - | - |
| DIVISION NO. 18, CANOE LAKE INDIAN RESE | 10 | 8 | 2 | - | 1 | 1 | - | 1 | - | - | 1 |
| DIVISION NO. 18, CLEARWATER RIVER INDIA | 6 | 3 | 3 | - | 2 | 2 | - | - | - | - | - |
| DIVISION NO. 18, CUMBERLAND HOUSE INDIA | 11 | 8 | 3 | - | - | - | - | - | - | - | - |
| DIVISION NO. 18, ENGLISH RIVER INDIAN R | 5 | 5 | - | - | - | - | - | - | - | - | - |
| DIVISION NO. 18, FOND DU LAC INDIAN RES | 19 | 11 | 8 | - | 2 | 2 | - | - | - | - | - |
| DIVISION NO. 18, LAC LA RONGE INDIAN RE | 64 | 25 | 39 | 1 | 10 | 3 | 7 | - | - | - | 5 |
| DIVISION NO. 18, MONTREAL LAKE INDIAN R | 52 | 27 | 25 | - | 5 | 1 | 4 | - | - | - | 6 |
| DIVISION NO. 18, PETER BALLANTYNE INDIA | 42 | 25 | 17 | - | 12 | 9 | 3 | 3 | 1 | - | 2 |
| DIVISION NO. 18, UNORGANIZED UNO | 58 | 34 | 24 | 1 | 13 | 9 | 4 | 1 | - | - | 1 |
| DORE LAKE NH | - | - | - | - | - | - | - | - | - | - | - |
| FLIN FLON (PART) C | - | - | - | - | 1 | 1 | - | - | - | - | - |
| GREEN LAKE NV | 10 | 5 | 5 | - | 6 | 3 | 3 | - | - | - | 3 |
| ILE-A-LA-CROSSE NV | 36 | 18 | 18 | - | 7 | 4 | 3 | - | - | - | 9 |
| JANS BAY NV | 4 | 1 | 3 | - | 1 | - | 1 | - | - | - | 1 |
| LA LOCHE NV | 68 | 35 | 33 | 1 | 17 | 7 | 10 | 1 | - | - | 1 |
| LA RONGE NT | 74 | 36 | 38 | 2 | 16 | 8 | 8 | 1 | - | - | 1 |
| LAC LA HACHE 220 R | 18 | 9 | 9 | - | - | - | - | - | - | - | - |
| MICHEL VILLAGE NH | - | - | - | - | - | - | - | - | - | - | - |
| MISSINUIPE NH | - | - | - | - | - | - | - | - | - | - | - |
| PATUANAK NH | 15 | 7 | 8 | 1 | 2 | 1 | 1 | - | - | - | 1 |
| PELICAN NARROWS NV | 76 | 35 | 41 | 2 | 5 | 3 | 2 | - | - | - | 8 |
| PETER POND LAKE 193 R | 11 | 5 | 6 | - | 1 | - | 1 | - | - | - | - |
| PINEHOUSE NV | 26 | 14 | 12 | 1 | 6 | 2 | 4 | - | - | - | 10 |
| SANDY BAY NV | 33 | 22 | 11 | 1 | 2 | 1 | 1 | - | - | - | 2 |
| SOUTHEND NH | 6 | 3 | 3 | - | 1 | - | 1 | - | - | - | 1 |
| ST. GEORGE'S HILL NH | - | - | - | - | - | - | - | - | - | - | - |
| STANLEY MISSION NH | 17 | 8 | 9 | - | 5 | 5 | - | - | - | - | 5 |
| STONY RAPIDS NH | 1 | 1 | - | - | - | - | - | - | - | - | - |
| TIMBER BAY NH | - | - | - | - | - | - | - | - | - | - | - |
| TURNOR LAKE NH | 9 | 4 | 5 | - | 3 | 3 | - | - | - | - | 3 |
| WEYAKWIN NH | 4 | 3 | 1 | - | - | - | - | - | - | - | 2 |
| SASKATCHEWAN CENSUS DIVISION UNKNOWN | | | | | | | | | | | |
| TOTAL | 13 | 6 | 7 | - | 28 | 23 | 5 | 2 | 1 | - | 1 |
| SASKATCHEWAN CD-CSD UNKNOWN | 13 | 6 | 7 | - | 28 | 23 | 5 | 2 | 1 | - | 1 |

GENERAL SUMMARY OF VITAL STATISTICS, BY PROVINCE, COUNTIES / CENSUS DIVISIONS / DISTRICTS AND URBAN PLACES, CANADA, 2000
 SOMMAIRE STATISTIQUE DE L'ETAT CIVIL, PAR PROVINCE, COMTES / DIVISIONS DE RECENSEMENT / DISTRICTS ET LES CENTRES URBAINS, CANADA, 2000

| COUNTIES / CENSUS DIVISIONS / DISTRICTS AND URBAN PLACES COMTES / DIVISIONS DE RECENSEMENT / DISTRICTS ET LES CENTRES URBAINS | LIVE BIRTHS - NAISSANCES VIVANTES | | | STILL BIRTHS - MORT- NES | DEATHS - DECES | | | INFANT DEATHS - DECES INFANTILES | | | MAR- RIAGES - MA- RIAGES | |
|--|---|---------------|--------------|--------------------------------------|----------------------|---------------|--------------|--|----------------------------------|------------------------------------|--------------------------------------|------------------------|
| | TOTAL | MALE | FEMALE | | TOTAL | MALE | FEMALE | TOTAL | NEONATAL | POST- NEO- NATAL | | |
| | | MAS- CULIN | FE- MININ | | | MAS- CULIN | FE- MININ | | NEONATALS | NEO- NATALS | | |
| | | | | | | | | | < 7 DAYS - < 7 JOURS | 7-27 DAYS - 7-27 JOURS | | POST NEO- NATALS |
| ALBERTA | | | | | | | | | | | | |
| CENSUS DIVISION NO. 16 | | | | | | | | | | | | |
| GREGOIRE LAKE 176 R | - | - | - | - | - | - | - | - | - | - | 3 | |
| GREGOIRE LAKE 176A R | - | - | - | - | - | - | - | - | - | - | - | |
| IMPROVEMENT DISTRICT NO. 24 ID | 1 | - | 1 | - | - | - | - | - | - | - | 3 | |
| JANVIER 194 R | 4 | 2 | 2 | - | 1 | 1 | - | - | - | - | - | |
| NAMUR LAKE 174B R | - | - | - | - | - | - | - | - | - | - | - | |
| NAMUR RIVER 174A R | - | - | - | - | - | - | - | - | - | - | - | |
| OLD FORT 217 R | - | - | - | - | - | - | - | - | - | - | - | |
| SANDY POINT 221 R | - | - | - | - | - | - | - | - | - | - | - | |
| WOOD BUFFALO SM | 628 | 318 | 310 | 3 | 88 | 51 | 37 | 3 | 3 | - | 213 | |
| CENSUS DIVISION NO. 17 | | | | | | | | | | | | |
| TOTAL | 1,221 | 644 | 577 | 10 | 237 | 144 | 93 | 16 | 11 | 1 | 4 | 281 |
| * ALBERTA CSD UNKNOWN | - | - | - | - | - | - | - | - | - | - | - | - |
| BEAVER RANCH 163 R | - | - | - | - | - | - | - | - | - | - | - | - |
| BIG LAKES MD | 48 | 29 | 19 | - | 12 | 6 | 6 | 3 | 1 | - | 2 | 8 |
| BOYER 164 R | 1 | 1 | - | - | - | - | - | - | - | - | - | - |
| BUSHE RIVER 207 R | 5 | 3 | 2 | - | - | - | - | - | - | - | - | - |
| CARCAJOU 187 S-E | - | - | - | - | - | - | - | - | - | - | - | - |
| CHILD LAKE 164A R | 1 | - | 1 | - | 1 | - | 1 | - | - | - | - | - |
| CLEAR HILLS NO. 21 MD | 37 | 19 | 18 | - | 4 | 2 | 2 | - | - | - | - | 8 |
| CLEAR HILLS 152C R | - | - | - | - | - | - | - | - | - | - | - | - |
| DESMARAIS S-E | - | - | - | - | - | - | - | - | - | - | - | - |
| DRIFT PILE RIVER 150 R | - | - | - | - | - | - | - | - | - | - | - | - |
| EAST PEACE NO.131 MD | 150 | 69 | 81 | - | 27 | 21 | 6 | 1 | 1 | - | - | 28 |
| FOX LAKE 162 R | 2 | 1 | 1 | - | - | - | - | - | - | - | - | - |
| FREEMAN 150B R | - | - | - | - | - | - | - | - | - | - | - | - |
| GROUARD 230 R | - | - | - | - | - | - | - | - | - | - | - | - |
| HALCRO 150C R | - | - | - | - | - | - | - | - | - | - | - | - |
| HAY LAKE 209 R | 2 | - | 2 | - | - | - | - | - | - | - | - | - |
| HIGH LEVEL T | 95 | 50 | 45 | 1 | 9 | 6 | 3 | 1 | 1 | - | - | 23 |
| HIGH PRAIRIE T | 99 | 48 | 51 | 1 | 47 | 18 | 29 | - | - | - | - | 25 |
| HINES CREEK VL | 20 | 9 | 11 | - | 3 | 1 | 2 | - | - | - | - | 3 |
| JEAN BAPTISTE GAMBLER 183 R | - | - | - | - | - | - | - | - | - | - | - | - |
| JOHN D'OR PRAIRIE 215 R | 18 | 11 | 7 | - | 4 | 3 | 1 | 1 | - | - | 1 | 3 |
| KINUSO VL | 16 | 9 | 7 | - | 5 | 4 | 1 | 1 | 1 | - | - | 3 |
| LESSER SLAVE RIVER NO.124 MD | 19 | 7 | 12 | - | 8 | 4 | 4 | - | - | - | - | 10 |
| LITTLE BUFFALO S-E | 1 | 1 | - | - | - | - | - | - | - | - | - | - |
| MACKENZIE NO. 23 MD | 349 | 206 | 143 | 4 | 44 | 28 | 16 | 4 | 3 | - | 1 | 80 |
| MANNING T | 34 | 19 | 15 | - | 13 | 9 | 4 | 1 | 1 | - | - | 9 |
| NAMPA VL | 14 | 7 | 7 | - | 9 | 6 | 3 | - | - | - | - | 1 |
| NORTHERN LIGHTS NO. 22 MD | 32 | 18 | 14 | 1 | 7 | 7 | - | - | - | - | - | 7 |
| OPPORTUNITY NO. 17 MD | 101 | 48 | 53 | 1 | 16 | 12 | 4 | 2 | 2 | - | - | 22 |
| PAKASHAN 150D R | - | - | - | - | - | - | - | - | - | - | - | - |
| RAINBOW LAKE T | 19 | 14 | 5 | - | 2 | 2 | - | 1 | - | 1 | - | - |
| SAWRIDGE 150G R | - | - | - | - | - | - | - | - | - | - | - | - |
| SAWRIDGE 150H R | - | - | - | - | - | - | - | - | - | - | - | - |
| SLAVE LAKE T | 131 | 62 | 69 | 1 | 19 | 12 | 7 | - | - | - | - | 46 |
| SUCKER CREEK 150A R | - | - | - | - | 2 | 1 | 1 | - | - | - | - | - |
| SWAN HILLS T | 26 | 12 | 14 | - | 4 | 2 | 2 | 1 | 1 | - | - | 5 |
| SWAN RIVER 150E R | - | - | - | - | - | - | - | - | - | - | - | - |
| TALL CREE 173 R | 1 | 1 | - | - | 1 | - | 1 | - | - | - | - | - |
| TALL CREE 173A R | - | - | - | - | - | - | - | - | - | - | - | - |
| UPPER HAY RIVER 212 R | - | - | - | - | - | - | - | - | - | - | - | - |
| UTIKOOMAK LAKE 155 R | - | - | - | - | - | - | - | - | - | - | - | - |
| UTIKOOMAK LAKE 155A R | - | - | - | - | - | - | - | - | - | - | - | - |
| WABASCA 166 R | - | - | - | - | - | - | - | - | - | - | - | - |
| WABASCA 166A R | - | - | - | - | - | - | - | - | - | - | - | - |
| WABASCA 166B R | - | - | - | - | - | - | - | - | - | - | - | - |
| WABASCA 166C R | - | - | - | - | - | - | - | - | - | - | - | - |
| WABASCA 166D R | - | - | - | - | - | - | - | - | - | - | - | - |
| WOODLAND CREE 226 R | - | - | - | 1 | - | - | - | - | - | - | - | - |
| WOODLAND CREE 228 R | - | - | - | - | - | - | - | - | - | - | - | - |
| CENSUS DIVISION NO. 18 | | | | | | | | | | | | |
| TOTAL | 216 | 118 | 98 | - | 56 | 30 | 26 | 2 | 1 | - | 1 | 81 |
| * ALBERTA CSD UNKNOWN | - | - | - | - | - | - | - | - | - | - | - | - |
| FOX CREEK T | 46 | 27 | 19 | - | 6 | 3 | 3 | - | - | - | - | 10 |
| GRANDE CACHE T | 42 | 19 | 23 | - | 12 | 7 | 5 | 1 | 1 | - | - | 24 |
| GREENVIEW NO. 16 MD | 45 | 31 | 14 | - | 18 | 10 | 8 | 1 | - | - | 1 | 23 |
| STURGEON LAKE 154 R | 2 | - | 2 | - | 1 | - | 1 | - | - | - | - | 1 |
| STURGEON LAKE 154A R | - | - | - | - | - | - | - | - | - | - | - | - |
| VALLEYVIEW T | 81 | 41 | 40 | - | 19 | 10 | 9 | - | - | - | - | 23 |

GENERAL SUMMARY OF VITAL STATISTICS, BY PROVINCE, COUNTIES / CENSUS DIVISIONS / DISTRICTS AND URBAN PLACES, CANADA, 2000
 SOMMAIRE STATISTIQUE DE L'ETAT CIVIL, PAR PROVINCE, COMTES / DIVISIONS DE RECENSEMENT / DISTRICTS ET LES CENTRES URBAINS, CANADA, 2000

| COUNTIES / CENSUS DIVISIONS / DISTRICTS AND URBAN PLACES COMTES / DIVISIONS DE RECENSEMENT / DISTRICTS ET LES CENTRES URBAINS | LIVE BIRTHS - NAISSANCES VIVANTES | | | STILL BIRTHS - MORT- NES | DEATHS - DECES | | | INFANT DEATHS - DECES INFANTILES | | | MAR- RIAGES - MA- RIAGES | |
|--|---|---------------|--------------|-----------------------------------|----------------------|--------------|-------|--|------------------------|------------------------|--------------------------------------|--------------|
| | TOTAL | MALE | FEMALE | TOTAL | MALE | FEMALE | TOTAL | NEONATAL | POST- NEO- NATAL | POST NEO- NATALS | | |
| | | MAS- CULIN | FE- MININ | | MAS- CULIN | FE- MININ | | < 7 DAYS | | | 7-27 DAYS | |
| | | | | | | | | | | | | < 7 JOURS |
| | | | | | | | | | | | | |

ALBERTA

| CENSUS DIVISION NO. 19 | TOTAL | MALE | FEMALE | STILL BIRTHS | TOTAL | MALE | FEMALE | TOTAL | NEONATAL | POST-NEONATAL | MARRIAGES |
|--------------------------------|-------|------|--------|--------------|-------|------|--------|-------|----------|---------------|-----------|
| TOTAL | 1,160 | 582 | 578 | 7 | 430 | 245 | 185 | 5 | - | 1 | 4 |
| * ALBERTA CSD UNKNOWN | - | - | - | - | - | - | - | - | - | - | - |
| BEAVERLODGE T | 41 | 23 | 18 | - | 13 | 7 | 6 | - | - | - | 19 |
| BERWYN VL | 7 | 2 | 5 | - | 4 | 2 | 2 | - | - | - | 3 |
| BIRCH HILLS NO. 19 MD | 3 | 2 | 1 | - | 6 | 3 | 3 | - | - | - | 4 |
| DONNELLY VL | 12 | 5 | 7 | - | 1 | 1 | - | - | - | - | 1 |
| DUNCAN'S 151A R | - | - | - | - | - | - | - | - | - | - | - |
| EAGLESHAM VL | 3 | 2 | 1 | - | 4 | 2 | 2 | - | - | - | - |
| FAIRVIEW T | - | - | - | - | - | - | - | - | - | - | - |
| FAIRVIEW NO. 136 MD | 16 | 9 | 7 | - | 7 | 6 | 1 | - | - | - | 7 |
| FALHER T | 31 | 15 | 16 | - | 19 | 11 | 8 | - | - | - | 9 |
| GIROUXVILLE VL | 8 | 2 | 6 | - | 3 | 2 | 1 | - | - | - | 4 |
| GRANDE PRAIRIE C | 602 | 305 | 297 | 5 | 184 | 100 | 84 | 3 | - | 3 | 258 |
| GRANDE PRAIRIE COUNTY NO. 1 CM | 122 | 61 | 61 | - | 20 | 11 | 9 | - | - | - | 32 |
| GRIMSHAW T | 35 | 19 | 16 | 1 | 9 | 6 | 3 | - | - | - | 22 |
| HORSE LAKES 152B R | 2 | 2 | - | - | - | - | - | - | - | - | 1 |
| HYTHE VL | 23 | 12 | 11 | - | 30 | 17 | 13 | - | - | - | - |
| MCLENNAN T | 16 | 6 | 10 | - | 13 | 8 | 5 | - | - | - | 8 |
| PEACE NO. 135 MD | 8 | 3 | 5 | - | 11 | 4 | 7 | - | - | - | 7 |
| PEACE RIVER T | 93 | 55 | 38 | 1 | 39 | 22 | 17 | - | - | - | 46 |
| RYCROFT VL | 11 | 6 | 5 | - | 6 | 5 | 1 | - | - | - | 4 |
| SADDLE HILLS NO. 20 MD | 20 | 10 | 10 | - | 10 | 6 | 4 | 1 | - | - | 10 |
| SEXSMITH T | 42 | 16 | 26 | - | 10 | 6 | 4 | - | - | - | 18 |
| SMOKY RIVER NO. 130 MD | 1 | 1 | - | - | 6 | 2 | 4 | - | - | - | 5 |
| SPIRIT RIVER NO. 133 MD | 6 | 1 | 5 | - | - | - | - | - | - | - | 2 |
| SPIRIT RIVER T | 20 | 8 | 12 | - | 24 | 17 | 7 | - | - | - | 8 |
| WANHAM VL | 5 | 1 | 4 | - | 3 | 1 | 2 | - | - | - | 5 |
| WEMBLEY T | 33 | 16 | 17 | - | 8 | 6 | 2 | 1 | - | 1 | 5 |

GENERAL SUMMARY OF VITAL STATISTICS, BY PROVINCE, COUNTIES / CENSUS DIVISIONS / DISTRICTS AND URBAN PLACES, CANADA, 2000
 SOMMAIRE STATISTIQUE DE L'ETAT CIVIL, PAR PROVINCE, COMTES / DIVISIONS DE RECENSEMENT / DISTRICTS ET LES CENTRES URBAINS, CANADA, 2000

| COUNTIES / CENSUS DIVISIONS / DISTRICTS AND URBAN PLACES COMTES / DIVISIONS DE RECENSEMENT / DISTRICTS ET LES CENTRES URBAINS | LIVE BIRTHS - NAISSANCES VIVANTES | | | STILL BIRTHS - MORT- NES | DEATHS - DECES | | | INFANT DEATHS - DECES INFANTILES | | | MAR- RIAGES - MA- RIAGES |
|--|---|----------------------------|-----------------------------|--------------------------------------|----------------------|----------------------------|-----------------------------|--|----------------------------|---------------|---|
| | TOTAL | MALE - MAS- CULIN | FEMALE - FE- MININ | TOTAL | TOTAL | MALE - MAS- CULIN | FEMALE - FE- MININ | TOTAL | NEONATAL - NEONATALS | | POST- NEO- NATAL - POST NEO- NATALS |
| | | | | | | | | | < 7 DAYS | 7-27 DAYS | |
| | | | | | | | | | < 7 JOURS | 7-27 JOURS | |
| BRITISH COLUMBIA | | | | | | | | | | | |
| CENTRAL KOOTENAY REGIONAL DISTRICT | | | | | | | | | | | |
| SALMO VL | 18 | 8 | 10 | - | 9 | 5 | 4 | - | - | - | 12 |
| SILVERTON VL | 3 | 1 | 2 | - | 1 | 1 | - | - | - | - | 1 |
| SLOCAN VL | 8 | 2 | 6 | - | 3 | 2 | 1 | - | - | - | 2 |
| CENTRAL OKANAGAN REGIONAL DISTRICT | | | | | | | | | | | |
| TOTAL | 1,354 | 717 | 637 | 13 | 1,124 | 588 | 536 | 3 | 2 | 1 | 916 |
| * BRITISH COLUMBIA CSD UNKNOWN | - | - | - | - | - | - | - | - | - | - | - |
| CENTRAL OKANAGAN, SUBD. A SRD | 46 | 26 | 20 | 1 | 12 | 6 | 6 | - | - | - | 11 |
| CENTRAL OKANAGAN, SUBD. B SRD | 234 | 130 | 104 | 4 | 177 | 95 | 82 | 1 | 1 | - | 110 |
| DUCK LAKE 7 R | 2 | 1 | 1 | - | 7 | 5 | 2 | 1 | - | 1 | 1 |
| KELOWNA C | 949 | 494 | 455 | 8 | 839 | 433 | 406 | 1 | 1 | - | 712 |
| LAKE COUNTRY DM | 71 | 38 | 33 | - | 49 | 26 | 23 | - | - | - | 48 |
| PEACHLAND DM | 28 | 18 | 10 | - | 29 | 16 | 13 | - | - | - | 24 |
| TSINSTIKEPTUM 9 R | 14 | 6 | 8 | - | 6 | 4 | 2 | - | - | - | 2 |
| TSINSTIKEPTUM 10 R | 10 | 4 | 6 | - | 5 | 3 | 2 | - | - | - | 8 |
| COLUMBIA-SHUSWAP REGIONAL DISTRICT | | | | | | | | | | | |
| TOTAL | 369 | 210 | 159 | 1 | 370 | 207 | 163 | 2 | - | - | 373 |
| * BRITISH COLUMBIA CSD UNKNOWN | - | - | - | - | - | - | - | - | - | - | - |
| CHUM CREEK 2 R | - | - | - | - | - | - | - | - | - | - | - |
| COLUMBIA-SHUSWAP, SUBD. A SRD | 23 | 12 | 11 | - | 2 | - | 2 | - | - | - | 49 |
| COLUMBIA-SHUSWAP, SUBD. B SRD | - | - | - | - | - | - | - | - | - | - | - |
| COLUMBIA-SHUSWAP, SUBD. C SRD | 83 | 56 | 27 | 1 | 76 | 58 | 18 | - | - | - | 82 |
| GOLDEN T | 46 | 24 | 22 | - | 37 | 18 | 19 | - | - | - | 44 |
| HUSTALEN 1 R | - | - | - | - | - | - | - | - | - | - | - |
| NORTH BAY 5 R | - | - | - | - | - | - | - | - | - | - | - |
| OKANAGAN (PART) 1 R | - | - | - | - | - | - | - | - | - | - | - |
| QUAAOUT 1 R | - | - | - | - | - | - | - | - | - | - | - |
| REVELSTOKE C | 81 | 49 | 32 | - | 57 | 32 | 25 | 1 | - | 1 | 41 |
| SALMON ARM DM | 116 | 60 | 56 | - | 169 | 79 | 90 | - | - | - | 128 |
| SALMON RIVER 1 R | - | - | - | - | - | - | - | - | - | - | - |
| SCOTCH CREEK 4 R | 1 | - | 1 | - | - | - | - | - | - | - | - |
| SICAMOUS DM | 19 | 9 | 10 | - | 29 | 20 | 9 | 1 | - | 1 | 29 |
| SWITSEMALPH 3 R | - | - | - | - | - | - | - | - | - | - | - |
| SWITSEMALPH 6 R | - | - | - | - | - | - | - | - | - | - | - |
| SWITSEMALPH 7 R | - | - | - | - | - | - | - | - | - | - | - |
| COMOX-STRATHCONA REGIONAL DISTRICT | | | | | | | | | | | |
| TOTAL | 874 | 445 | 429 | 4 | 664 | 365 | 299 | 1 | 1 | - | 537 |
| * BRITISH COLUMBIA CSD UNKNOWN | - | - | - | - | - | - | - | - | - | - | - |
| AHAMINAQUUS 12 R | - | - | - | - | - | - | - | - | - | - | - |
| AUPE 6 R | - | - | - | - | - | - | - | - | - | - | - |
| AUPE 6A R | - | - | - | - | - | - | - | - | - | - | - |
| CAMPBELL RIVER DM | 301 | 151 | 150 | - | 194 | 112 | 82 | - | - | - | 173 |
| CAMPBELL RIVER 11 R | 4 | 3 | 1 | - | 3 | 3 | - | - | - | - | 1 |
| CAPE MUDGE 10 R | - | - | - | - | - | - | - | - | - | - | - |
| CHEMAHKINT 12 R | - | - | - | - | - | - | - | - | - | - | - |
| COMOX T | 71 | 35 | 36 | - | 109 | 50 | 59 | - | - | - | 77 |
| COMOX 1 R | 3 | 1 | 2 | - | - | - | - | - | - | - | - |
| COMOX-STRATHCONA, SUBD. A SRD | 26 | 14 | 12 | - | 18 | 9 | 9 | - | - | - | 30 |
| COMOX-STRATHCONA, SUBD. B SRD | 28 | 14 | 14 | - | 17 | 13 | 4 | - | - | - | 13 |
| COMOX-STRATHCONA, SUBD. C SRD | 163 | 83 | 80 | 1 | 140 | 75 | 65 | 1 | 1 | - | 111 |
| COMOX-STRATHCONA, SUBD. D SRD | 4 | - | 4 | - | - | - | - | - | - | - | - |
| COURTENAY C | 205 | 109 | 96 | 2 | 131 | 75 | 56 | - | - | - | 117 |
| CUMBERLAND VL | 30 | 14 | 16 | - | 33 | 12 | 21 | - | - | - | 7 |
| GOLD RIVER VL | 26 | 14 | 12 | - | 9 | 8 | 1 | - | - | - | 3 |
| HOUPTSITAS 6 R | - | - | - | - | - | - | - | - | - | - | - |
| HATSAYNO 5 R | - | - | - | - | - | - | - | - | - | - | - |
| NUCHATL 1 R | - | - | - | - | - | - | - | - | - | - | - |
| NUCHATL 2 R | - | - | - | - | - | - | - | - | - | - | - |
| OCLUCJE 7 R | - | - | - | - | - | - | - | - | - | - | - |
| PENTLEDGE 2 R | - | - | - | - | - | - | - | - | - | - | - |
| QUINSAM 12 R | - | - | - | - | - | - | - | - | - | - | - |
| SAAIYOUCK 6 R | - | - | - | - | - | - | - | - | - | - | - |
| SAYWARD VL | 10 | 5 | 5 | - | 6 | 5 | 1 | - | - | - | 3 |
| SQUIRREL COVE 8 R | - | - | - | - | - | - | - | - | - | - | - |
| TAHSIS VL | 1 | - | 1 | - | - | - | - | - | - | - | 1 |
| TATPO-OOSE 10 R | - | - | - | - | - | - | - | - | - | - | - |
| TORK 7 R | - | - | - | - | - | - | - | - | - | - | - |
| VILLAGE ISLAND 1 R | - | - | - | - | - | - | - | - | - | - | - |
| YUQUOT 1 R | - | - | - | - | - | - | - | - | - | - | - |
| ZEBALLOS VL | 2 | 2 | - | 1 | 4 | 3 | 1 | - | - | - | 1 |

GENERAL SUMMARY OF VITAL STATISTICS, BY PROVINCE, COUNTIES / CENSUS DIVISIONS / DISTRICTS AND URBAN PLACES, CANADA, 2000
SOMMAIRE STATISTIQUE DE L'ETAT CIVIL, PAR PROVINCE, COMTES / DIVISIONS DE RECENSEMENT / DISTRICTS ET LES CENTRES URBAINS, CANADA, 2000

| COUNTIES / CENSUS DIVISIONS / DISTRICTS AND URBAN PLACES COMTES / DIVISIONS DE RECENSEMENT / DISTRICTS ET LES CENTRES URBAINS | LIVE BIRTHS - NAISSANCES VIVANTES | | | STILL BIRTHS - MORT- NES | DEATHS - DECES | | | INFANT DEATHS - DECES INFANTILES | | | MAR- RIAGES - MA- RIAGES |
|--|---|---------------|--------------|-----------------------------------|----------------------|---------------|--------------|--|---------------|------------------------|--------------------------------------|
| | TOTAL | MALE | FEMALE | | TOTAL | MALE | FEMALE | TOTAL | NEONATAL | POST- NEO- NATAL | |
| | | MAS- CULIN | FE- MININ | | | MAS- CULIN | FE- MININ | | NEONATALS | POST NEO- NATALS | |
| | | | | | | | | | < 7 DAYS | 7-27 DAYS | |
| | | | | | | | | < 7 JOURS | 7-27 JOURS | | |

BRITISH COLUMBIA

FRASER-CHEAM REGIONAL DISTRICT

| | | | | | | | | | | | |
|----------------------------|-----|-----|-----|---|-----|-----|-----|---|---|---|-----|
| BOOTHROYD 8A R | - | - | - | - | - | - | - | - | - | - | - |
| BOSTON BAR 1A R | 6 | 4 | 2 | - | 7 | 5 | 2 | - | - | - | 4 |
| BUCKTUM 4 R | - | - | - | - | - | - | - | - | - | - | - |
| CHAUMOX 11 R | - | - | - | - | - | - | - | - | - | - | - |
| CHAWATHIL 4 R | - | - | - | - | - | - | - | - | - | - | - |
| CHEAM 1 R | - | - | - | - | - | - | - | - | - | - | - |
| CHEHALIS 5 R | - | - | - | - | - | - | - | - | - | - | - |
| CHILLIWACK DM | 722 | 380 | 342 | 4 | 500 | 263 | 237 | 2 | 1 | - | 369 |
| DOUGLAS 8 R | - | - | - | - | - | - | - | - | - | - | - |
| FRANKS 10 R | - | - | - | - | - | - | - | - | - | - | - |
| FRASER VALLEY, SUBD. A SRD | 1 | 1 | - | - | 4 | 4 | - | - | - | - | 3 |
| FRASER VALLEY, SUBD. B SRD | 24 | 10 | 14 | - | 22 | 14 | 8 | - | - | - | 21 |
| FRASER VALLEY, SUBD. C SRD | - | - | - | - | - | - | - | - | - | - | - |
| FRASER VALLEY, SUBD. D SRD | 1 | 1 | - | - | 2 | 1 | 1 | - | - | - | - |
| FRASER VALLEY, SUBD. E SRD | 59 | 23 | 36 | - | 26 | 18 | 8 | - | - | - | 22 |
| HARRISON HOT SPRINGS VL | 12 | 8 | 4 | - | 10 | 6 | 4 | - | - | - | 52 |
| HOLACHTEN 8 R | - | - | - | - | - | - | - | - | - | - | - |
| HOPE DM | 83 | 47 | 36 | - | 71 | 36 | 35 | 1 | - | 1 | 41 |
| INKAHTSAPH 6 R | - | - | - | - | - | - | - | - | - | - | - |
| KAHMOOSE 4 R | - | - | - | - | - | - | - | - | - | - | - |
| KENT DM | 73 | 42 | 31 | 1 | 51 | 31 | 20 | - | - | - | 53 |
| KOPCHITCHIN 2 R | - | - | - | - | - | - | - | - | - | - | - |
| KUTHLALTH 3 R | - | - | - | - | - | - | - | - | - | - | - |
| KWANKWANAPILT 6 R | - | - | - | - | 6 | 4 | 2 | - | - | - | - |
| LAKAHAMEN 11 R | - | - | - | - | - | - | - | - | - | - | - |
| LUKSEETSISSUM 9 R | - | - | - | - | - | - | - | - | - | - | - |
| MATSQUI MAIN 2 R | - | - | - | - | - | - | - | - | - | - | - |
| MISSION DM | 329 | 161 | 168 | 5 | 214 | 112 | 102 | 1 | 1 | - | 197 |
| OHAMIL 1 R | - | - | - | - | - | - | - | - | - | - | - |
| PETERS 1 R | - | - | - | - | - | - | - | - | - | - | - |
| POPKUM 1 R | - | - | - | - | - | - | - | - | - | - | - |
| PUCKATHOLETCHIN 11 R | - | - | - | - | - | - | - | - | - | - | - |
| RUBY CREEK 2 R | - | - | - | - | - | - | - | - | - | - | - |
| SACHTEN 2 R | - | - | - | - | - | - | - | - | - | - | - |
| SACHTEN 2A R | - | - | - | - | - | - | - | - | - | - | - |
| SADDLE ROCK 9 R | - | - | - | - | - | - | - | - | - | - | - |
| SAMAHQUAM 1 R | - | - | - | - | - | - | - | - | - | - | - |
| SCHELOWAT 1 R | - | - | - | - | - | - | - | - | - | - | - |
| SCHKAM 2 R | - | - | - | - | - | - | - | - | - | - | - |
| SCOWLITZ 1 R | - | - | - | - | - | - | - | - | - | - | - |
| SEABIRD ISLAND R | - | - | - | - | - | - | - | - | - | - | - |
| SHO-OK 5 R | - | - | - | - | - | - | - | - | - | - | - |
| SKAWHLOOK 1 R | - | - | - | - | - | - | - | - | - | - | - |
| SKOOKUMCHUCK 4 R | - | - | - | - | - | - | - | - | - | - | - |
| SKONKALE 10 R | 1 | 1 | - | - | - | - | - | - | - | - | - |
| SKONKALE 11 R | - | - | - | - | - | - | - | - | - | - | - |
| SKWAH 4 R | - | - | - | - | 1 | 1 | - | - | - | - | - |
| SKWAHLA 2 R | - | - | - | - | - | - | - | - | - | - | - |
| SKWALI 3 R | - | - | - | - | - | - | - | - | - | - | - |
| SKWAY 5 R | - | - | - | - | - | - | - | - | - | - | - |
| SKWEAHM 10 R | - | - | - | - | - | - | - | - | - | - | - |
| SODWAHLIE 14 R | - | - | - | - | - | - | - | - | - | - | - |
| SPEYUM 3 R | - | - | - | - | - | - | - | - | - | - | - |
| SPUZZUM 1 R | - | - | - | - | - | - | - | - | - | - | - |
| SQUANKUM CREEK 3 R | - | - | - | - | - | - | - | - | - | - | - |
| SQUIAALA 7 R | - | - | - | - | - | - | - | - | - | - | - |
| SQUIAALA 8 R | - | - | - | - | - | - | - | - | - | - | - |
| STULLANHEETS 8 R | - | - | - | - | - | - | - | - | - | - | - |
| SWAHLISEAH 14 R | - | - | - | - | - | - | - | - | - | - | - |
| TIPELLA 7 R | - | - | - | - | - | - | - | - | - | - | - |
| TSEATAH 2 R | - | - | - | - | - | - | - | - | - | - | - |
| TUCKKWIDHUM 1 R | - | - | - | - | - | - | - | - | - | - | - |
| TZEACHTEN 13 R | 11 | 7 | 4 | - | 11 | 6 | 5 | - | - | - | 2 |
| UPPER SUMAS 6 R | - | - | - | - | - | - | - | - | - | - | 2 |
| YAKWEAKWIOOSE 12 R | - | - | - | - | - | - | - | - | - | - | - |
| YALE TOWN 1 R | - | - | - | - | - | - | - | - | - | - | - |

FRASER-FORT GEORGE REGIONAL DISTRICT

| | | | | | | | | | | | |
|---------------------------------|-------|-----|-----|---|-----|-----|-----|---|---|---|-----|
| TOTAL | 1,108 | 548 | 560 | 7 | 445 | 260 | 185 | 2 | - | 2 | 487 |
| * BRITISH COLUMBIA CSD UNKNOWN | - | - | - | - | - | - | - | - | - | - | - |
| FORT GEORGE 2 R | - | - | - | - | - | - | - | - | - | - | - |
| FRASER-FORT GEORGE, SUBD. A SRD | 93 | 42 | 51 | 4 | 52 | 38 | 14 | - | - | - | 37 |
| FRASER-FORT GEORGE, SUBD. B SRD | 3 | 3 | - | - | - | - | - | - | - | - | 1 |
| MACKENZIE DM | 55 | 32 | 23 | 1 | 14 | 9 | 5 | - | - | - | 19 |

GENERAL SUMMARY OF VITAL STATISTICS, BY PROVINCE, COUNTIES / CENSUS DIVISIONS / DISTRICTS AND URBAN PLACES, CANADA, 2000
 SOMMAIRE STATISTIQUE DE L'ETAT CIVIL, PAR PROVINCE, COMTES / DIVISIONS DE RECENSEMENT / DISTRICTS ET LES CENTRES URBAINS, CANADA, 2000

| COUNTIES / CENSUS DIVISIONS / DISTRICTS AND URBAN PLACES COMTES / DIVISIONS DE RECENSEMENT / DISTRICTS ET LES CENTRES URBAINS | LIVE BIRTHS - NAISSANCES VIVANTES | | | STILL BIRTHS - MORT- NES | DEATHS - DECES | | | INFANT DEATHS - DECES INFANTILES | | | MAR- RIAGES - MA- RIAGES |
|--|---|---------------|--------------|--------------------------------------|----------------------|---------------|--------------|--|----------------------------------|------------------------------------|--------------------------------------|
| | TOTAL | MALE | FEMALE | | TOTAL | MALE | FEMALE | TOTAL | NEONATAL | POST- NEO- NATAL | |
| | | MAS- CULIN | FE- MININ | | | MAS- CULIN | FE- MININ | | NEONATALS | POST NEO- NATALS | |
| | | | | | | | | | < 7 DAYS - < 7 JOURS | 7-27 DAYS - 7-27 JOURS | |
| | | | | | | | | | | | |
| BRITISH COLUMBIA | | | | | | | | | | | |
| NORTH OKANAGAN REGIONAL DISTRICT | | | | | | | | | | | |
| ARMSTRONG C | 73 | 36 | 37 | 1 | 64 | 37 | 27 | - | - | - | 35 |
| COLDSTREAM DM | 54 | 31 | 23 | - | 33 | 19 | 14 | - | - | - | 64 |
| ENDERBY C | 56 | 24 | 32 | - | 47 | 30 | 17 | 2 | - | 1 | 34 |
| ENDERBY 2 R | - | - | - | - | - | - | - | - | - | - | - |
| HARRIS 3 R | - | - | - | - | - | - | - | - | - | - | - |
| LUMBY VL | 39 | 18 | 21 | - | 24 | 13 | 11 | - | - | - | 30 |
| NORTH OKANAGAN, SUBD. A SRD | 7 | 1 | 6 | - | 3 | 2 | 1 | - | - | - | 3 |
| NORTH OKANAGAN, SUBD. B SRD | 66 | 36 | 30 | 1 | 47 | 28 | 19 | - | - | - | 48 |
| OKANAGAN (PART) 1 R | - | - | - | - | - | - | - | - | - | - | - |
| PRIEST'S VALLEY 6 R | - | - | - | - | - | - | - | - | - | - | - |
| SPALLUMCHEEN DM | - | - | - | - | 1 | - | 1 | - | - | - | - |
| VERNON C | 315 | 158 | 157 | 1 | 415 | 213 | 202 | 2 | - | 1 | 212 |
| OKANAGAN-SIMILKAMEEN REGIONAL DISTRICT | | | | | | | | | | | |
| TOTAL | 626 | 310 | 316 | 1 | 858 | 435 | 423 | - | - | - | 474 |
| * BRITISH COLUMBIA CSD UNKNOWN | - | - | - | - | - | - | - | - | - | - | - |
| ALEXIS 9 R | - | - | - | - | - | - | - | - | - | - | - |
| ASHNOLA 10 R | - | - | - | - | - | - | - | - | - | - | - |
| BLIND CREEK 6 R | - | - | - | - | - | - | - | - | - | - | - |
| CHOPAKA R | - | - | - | - | - | - | - | - | - | - | - |
| CHUCHUWAYHA 2 R | - | - | - | - | - | - | - | - | - | - | - |
| KEREMEOS VL | 33 | 13 | 20 | - | 37 | 23 | 14 | - | - | - | 18 |
| LOWER SIMILKAMEEN 2 R | - | - | - | - | - | - | - | - | - | - | - |
| OKANAGAN-SIMILKAMEEN, SUBD. A SRD | 53 | 28 | 25 | - | 50 | 29 | 21 | - | - | - | 66 |
| OKANAGAN-SIMILKAMEEN, SUBD. B SRD | 9 | 5 | 4 | - | 10 | 8 | 2 | - | - | - | 11 |
| OKANAGAN-SIMILKAMEEN, SUBD. C SRD | 3 | 1 | 2 | - | 4 | 3 | 1 | - | - | - | 3 |
| OLIVER T | 88 | 50 | 38 | - | 108 | 59 | 49 | - | - | - | 50 |
| OSOYOOS T | 43 | 22 | 21 | 1 | 63 | 34 | 29 | - | - | - | 38 |
| OSOYOOS 1 R | - | - | - | - | - | - | - | - | - | - | - |
| PENTICTON C | 291 | 132 | 159 | - | 405 | 201 | 204 | - | - | - | 191 |
| PENTICTON 1 R | - | - | - | - | 1 | 1 | - | - | - | - | 2 |
| PRINCETON T | 30 | 21 | 9 | - | 55 | 30 | 25 | - | - | - | 20 |
| SUMMERLAND DM | 76 | 38 | 38 | - | 125 | 47 | 78 | - | - | - | 75 |
| PEACE RIVER-LIARD REGIONAL DISTRICT | | | | | | | | | | | |
| TOTAL | 838 | 396 | 442 | 6 | 299 | 180 | 119 | 5 | 3 | 1 | 322 |
| * BRITISH COLUMBIA CSD UNKNOWN | - | - | - | - | - | - | - | - | - | - | - |
| BLUEBERRY RIVER 205 R | - | - | - | - | 1 | 1 | - | - | - | - | - |
| CHETWYND DM | 70 | 28 | 42 | - | 17 | 12 | 5 | 1 | - | 1 | 29 |
| DAWSON CREEK C | 180 | 92 | 88 | 3 | 91 | 57 | 34 | 3 | 3 | - | 76 |
| DOIG RIVER 206 R | - | - | - | - | - | - | - | - | - | - | - |
| EAST MOBERLY LAKE 169 R | - | - | - | - | - | - | - | - | - | - | - |
| FORT ST. JOHN C | 316 | 148 | 168 | 2 | 80 | 49 | 31 | 1 | - | 1 | 117 |
| FORT WARE 1 R | 5 | 1 | 4 | - | - | - | - | - | - | - | - |
| HALFWAY RIVER 168 R | - | - | - | - | - | - | - | - | - | - | - |
| HUDSON'S HOPE DM | 10 | 3 | 7 | - | 2 | 1 | 1 | - | - | - | 7 |
| INGENIKA POINT S-E | - | - | - | - | - | - | - | - | - | - | - |
| PEACE RIVER, SUBD. B SRD | 173 | 79 | 94 | 1 | 20 | 14 | 6 | - | - | - | 49 |
| PEACE RIVER, SUBD. C SRD | 31 | 17 | 14 | - | 25 | 16 | 9 | - | - | - | 18 |
| POUCE COUPE VL | 12 | 5 | 7 | - | 47 | 20 | 27 | - | - | - | 6 |
| TAYLOR DM | 25 | 16 | 9 | - | 7 | 4 | 3 | - | - | - | 10 |
| TUMBLER RIDGE DM | 16 | 7 | 9 | - | 9 | 6 | 3 | - | - | - | 10 |
| WEST MOBERLY LAKE 168A R | - | - | - | - | - | - | - | - | - | - | - |
| POWELL RIVER REGIONAL DISTRICT | | | | | | | | | | | |
| TOTAL | 177 | 78 | 99 | 3 | 154 | 79 | 75 | - | - | - | 123 |
| * BRITISH COLUMBIA CSD UNKNOWN | - | - | - | - | - | - | - | - | - | - | - |
| HARWOOD ISLAND 2 R | - | - | - | - | - | - | - | - | - | - | - |
| POWELL RIVER DM | 124 | 57 | 67 | 2 | 109 | 48 | 61 | - | - | - | 79 |
| POWELL RIVER, SUBD. A SRD | 53 | 21 | 32 | 1 | 45 | 31 | 14 | - | - | - | 44 |
| SECHLT (PART) IGD | - | - | - | - | - | - | - | - | - | - | - |
| SLIAMMON 1 R | - | - | - | - | - | - | - | - | - | - | - |
| SKEENA-QUEEN CHARLOTTE REGIONAL DIST | | | | | | | | | | | |
| TOTAL | 297 | 148 | 149 | 3 | 131 | 74 | 57 | 1 | 1 | - | 100 |
| * BRITISH COLUMBIA CSD UNKNOWN | - | - | - | - | - | - | - | - | - | - | - |
| DOLPHIN ISLAND 1 R | 8 | 3 | 5 | - | 4 | 3 | 1 | - | - | - | - |
| KULKAYU 4 R | 1 | - | 1 | - | - | - | - | - | - | - | - |
| MASSET VL | 25 | 7 | 18 | 3 | 11 | 3 | 8 | 1 | 1 | - | 7 |
| MASSET 1 R | - | - | - | - | - | - | - | - | - | - | - |
| PORT CLEMENTS VL | 3 | 1 | 2 | - | 3 | 2 | 1 | - | - | - | - |
| PORT EDWARD DM | 11 | 8 | 3 | - | 2 | 2 | - | - | - | - | 1 |
| PORT SIMPSON 1 R | 11 | 5 | 6 | - | 4 | 2 | 2 | - | - | - | 3 |
| PRINCE RUPERT C | 191 | 103 | 88 | - | 95 | 56 | 39 | - | - | - | 77 |

GENERAL SUMMARY OF VITAL STATISTICS, BY PROVINCE, COUNTIES / CENSUS DIVISIONS / DISTRICTS AND URBAN PLACES, CANADA, 2000
 SOMMAIRE STATISTIQUE DE L'ETAT CIVIL, PAR PROVINCE, COMTES / DIVISIONS DE RECENSEMENT / DISTRICTS ET LES CENTRES URBAINS, CANADA, 2000

| COUNTIES / CENSUS DIVISIONS / DISTRICTS AND URBAN PLACES COMTES / DIVISIONS DE RECENSEMENT / DISTRICTS ET LES CENTRES URBAINS | LIVE BIRTHS - NAISSANCES VIVANTES | | | STILL BIRTHS - MORT- NES | DEATHS - DECES | | | INFANT DEATHS - DECES INFANTILES | | | MAR- RIAGES - MA- RIAGES |
|--|---|---------------|--------------|--------------------------------------|----------------------|---------------|--------------|--|---------------|------------------------|--------------------------------------|
| | TOTAL | MALE | FEMALE | | TOTAL | MALE | FEMALE | TOTAL | NEONATAL | POST- NEO- NATAL | |
| | | MAS- CULIN | FE- MININ | | | MAS- CULIN | FE- MININ | | NEONATALS | NATALS | |
| | | | | | | | | | < 7 DAYS | 7-27 DAYS | POST NEO- NATALS |
| | | | | | | | | < 7 JOURS | 7-27 JOURS | | |
| YUKON | | | | | | | | | | | |
| PROVINCE TOTAL | 370 | 208 | 162 | 3 | 156 | 95 | 61 | 1 | - | - | 1 155 |
| YUKON | 370 | 208 | 162 | 3 | 155 | 94 | 61 | 1 | - | - | 1 155 |
| TOTAL | - | - | - | - | - | - | - | - | - | - | - |
| * YUKON CSD UNKNOWN | - | - | - | - | - | - | - | - | - | - | - |
| BEAVER CREEK SET | 2 | 2 | - | - | 2 | 1 | 1 | - | - | - | - |
| BURNWASH LANDING SET | 1 | 1 | - | - | - | - | - | - | - | - | 1 |
| CARCROSS SET | 8 | 5 | 3 | - | 1 | 1 | - | - | - | - | 4 |
| CARCROSS 4 R | - | - | - | - | - | - | - | - | - | - | - |
| CARMACKS VL | 8 | 5 | 3 | - | 7 | 4 | 3 | - | - | - | - |
| CHAMPAGNE LANDING NO. 10 S-E | - | - | - | - | - | - | - | - | - | - | - |
| DAWSON T | 29 | 18 | 11 | - | 14 | 9 | 5 | - | - | - | 16 |
| DESTRUCTION BAY SET | 1 | 1 | - | - | - | - | - | - | - | - | - |
| FARO T | 3 | 2 | 1 | - | 3 | 2 | 1 | - | - | - | 2 |
| HAINES JUNCTION VL | 5 | 3 | 2 | 1 | 4 | 2 | 2 | - | - | - | 9 |
| IBEX VALLEY HAM | 1 | 1 | - | - | - | - | - | - | - | - | - |
| JOHNSON'S CROSSING SET | - | - | - | - | - | - | - | - | - | - | - |
| KENO HILL SET | - | - | - | - | - | - | - | - | - | - | - |
| KLOO LAKE S-E | - | - | - | - | - | - | - | - | - | - | - |
| KLUKSHU S-E | - | - | - | - | - | - | - | - | - | - | 1 |
| LAKE LABERGE 1 R | - | - | - | - | - | - | - | - | - | - | - |
| MARSH LAKE 5 S-E | - | - | - | - | - | - | - | - | - | - | - |
| MAYO VL | 3 | 1 | 2 | - | 3 | - | 3 | - | - | - | 2 |
| MOOSEHIDE CREEK 2 R | - | - | - | - | - | - | - | - | - | - | - |
| MT. LORNE HAM | - | - | - | - | - | - | - | - | - | - | 1 |
| OLD CROW SET | 3 | 2 | 1 | - | 4 | 1 | 3 | - | - | - | 2 |
| PELLY CROSSING SET | 3 | 2 | 1 | - | 1 | 1 | - | - | - | - | - |
| ROSS RIVER SET | 8 | 5 | 3 | - | 3 | 3 | - | - | - | - | 2 |
| STEWART CROSSING SET | - | - | - | - | - | - | - | - | - | - | - |
| SWIFT RIVER SET | - | - | - | - | - | - | - | - | - | - | - |
| TAGISH SET | 3 | - | 3 | - | 4 | 4 | - | - | - | - | 2 |
| TESLIN VL | 8 | 5 | 3 | - | 1 | 1 | - | - | - | - | 1 |
| TESLIN POST 13 R | - | - | - | - | - | - | - | - | - | - | - |
| TWO AND ONE-HALF MILE VILLAGE S-E | - | - | - | - | - | - | - | - | - | - | - |
| TWO MILE VILLAGE S-E | - | - | - | - | - | - | - | - | - | - | - |
| UPPER LIARD SET | 1 | - | 1 | - | 1 | 1 | - | - | - | - | - |
| WATSON LAKE T | 17 | 11 | 6 | - | 10 | 6 | 4 | - | - | - | 8 |
| WHITEHORSE C | 257 | 142 | 115 | 2 | 97 | 58 | 39 | 1 | - | 1 | 94 |
| WHITEHORSE, UNORGANIZED UNO | - | - | - | - | - | - | - | - | - | - | - |
| YUKON, UNORGANIZED UNO | 9 | 2 | 7 | - | - | - | - | - | - | - | 10 |
| YUKON CENSUS DIVISION UNKNOWN | - | - | - | - | - | - | - | - | - | - | - |
| TOTAL | - | - | - | - | 1 | 1 | - | - | - | - | - |
| YUKON CD-CSD UNKNOWN | - | - | - | - | 1 | 1 | - | - | - | - | - |

GENERAL SUMMARY OF VITAL STATISTICS, BY PROVINCE, COUNTIES / CENSUS DIVISIONS / DISTRICTS AND URBAN PLACES, CANADA, 2000
 SOMMAIRE STATISTIQUE DE L'ETAT CIVIL, PAR PROVINCE, COMTES / DIVISIONS DE RECENSEMENT / DISTRICTS ET LES CENTRES URBAINS, CANADA, 2000

| COUNTIES / CENSUS DIVISIONS / DISTRICTS AND URBAN PLACES COMTES / DIVISIONS DE RECENSEMENT / DISTRICTS ET LES CENTRES URBAINS | LIVE BIRTHS - NAISSANCES VIVANTES | | | STILL BIRTHS - MORT- NES | DEATHS - DECES | | | INFANT DEATHS - DECES INFANTILES | | | MAR- RIAGES - MA- RIAGES | |
|--|---|---------------|--------------|--------------------------------------|----------------------|--------------|-------|--|---------------|---|--------------------------------------|-----|
| | TOTAL | MALE | FEMALE | TOTAL | MALE | FEMALE | TOTAL | NEONATAL | | POST- NEO- NATAL - POST NEO- NATALS | 1 | |
| | | MAS- CULIN | FE- MININ | | MAS- CULIN | FE- MININ | | < 7 DAYS | 7-27 DAYS | | | |
| | | | | | | | | < 7 JOURS | 7-27 JOURS | | | |
| NORTHWEST TERRITORIES | | | | | | | | | | | | |
| PROVINCE TOTAL | 673 | 340 | 333 | 8 | 157 | 93 | 64 | 6 | 5 | - | 1 | 138 |
| BAFFIN REGION (PRIOR APR.1, TOTAL * NORTHWEST TERRITORIES CSD UNKNOWN | - | - | - | - | - | - | - | - | - | - | - | - |
| FORT SMITH REGION | | | | | | | | | | | | |
| TOTAL | 498 | 251 | 247 | 3 | 107 | 65 | 42 | 5 | 5 | - | - | 110 |
| * NORTHWEST TERRITORIES CSD UNKNOWN | - | - | - | - | - | - | - | - | - | - | - | - |
| DETAH SET | 1 | - | 1 | - | 1 | - | 1 | - | - | - | - | 1 |
| ENTERPRISE SET | 12 | 6 | 6 | - | 2 | 1 | 1 | - | - | - | - | - |
| FORT LIARD HAM | 12 | 6 | 6 | - | 4 | 4 | - | 1 | 1 | - | - | 5 |
| FORT PROVIDENCE HAM | 10 | 6 | 4 | - | 4 | 3 | 1 | - | - | - | - | 4 |
| FORT RESOLUTION SET | 18 | 11 | 7 | - | 15 | 6 | 9 | 1 | 1 | - | - | 4 |
| FORT SIMPSON VL | 33 | 18 | 15 | - | 14 | 7 | 7 | - | - | - | - | 9 |
| FORT SMITH T | - | - | - | - | 1 | - | 1 | - | - | - | - | 1 |
| FORT SMITH, UNORGANIZED UNO | 54 | 20 | 34 | - | 15 | 9 | 6 | - | - | - | - | 13 |
| HAY RIVER T | - | - | - | - | - | - | - | - | - | - | - | - |
| HAY RIVER DENE 1 R | - | - | - | - | 1 | 1 | - | - | - | - | - | 1 |
| JEAN MARIE RIVER SET | - | - | - | - | - | - | - | - | - | - | - | - |
| KAKISA SET | 9 | 5 | 4 | - | - | - | - | - | - | - | - | 1 |
| LUTSELK'E SET | - | - | - | - | - | - | - | - | - | - | - | - |
| NAHANNI BUTTE SET | 1 | - | 1 | - | - | - | - | - | - | - | - | - |
| RAE LAKES SET | 45 | 19 | 26 | - | 10 | 9 | 1 | - | - | - | - | 4 |
| RAE-EDZO HAM | - | - | - | - | - | - | - | - | - | - | - | - |
| RELIANCE SET | - | - | - | - | - | - | - | - | - | - | - | - |
| SALT PLAINS 195 R | - | - | - | - | - | - | - | - | - | - | - | - |
| TROUT LAKE SET | 3 | 1 | 2 | - | - | - | - | - | - | - | - | - |
| WEKWETI SET | 10 | 1 | 9 | - | 1 | - | 1 | - | - | - | - | - |
| WHA TI HAM | 3 | 2 | 1 | - | - | - | - | - | - | - | - | - |
| WRIGLEY SET | 287 | 154 | 133 | 3 | 39 | 25 | 14 | 3 | 3 | - | - | 67 |
| YELLOWKNIFE C | | | | | | | | | | | | |
| INUVIK REGION | | | | | | | | | | | | |
| TOTAL | 162 | 81 | 81 | 5 | 46 | 26 | 20 | 1 | - | - | 1 | 27 |
| * NORTHWEST TERRITORIES CSD UNKNOWN | - | - | - | - | - | - | - | - | - | - | - | - |
| AKLAVIK HAM | 7 | 3 | 4 | 1 | 6 | 4 | 2 | - | - | - | - | 1 |
| COLVILLE LAKE SET | 2 | - | 2 | - | 1 | - | 1 | - | - | - | - | - |
| DELINE CC | 14 | 8 | 6 | - | 3 | 1 | 2 | - | - | - | - | - |
| FORT GOOD HOPE SET | 8 | 7 | 1 | - | 6 | 4 | 2 | - | - | - | - | - |
| FORT MCPHERSON HAM | 14 | 10 | 4 | - | 5 | 3 | 2 | - | - | - | - | 4 |
| INUVIK T | 68 | 30 | 38 | 2 | 15 | 9 | 6 | - | - | - | - | 12 |
| INUVIK, UNORGANIZED UNO | - | - | - | - | - | - | - | - | - | - | - | - |
| NORMAN WELLS T | 14 | 4 | 10 | - | 2 | - | 2 | 1 | - | - | 1 | 2 |
| PAULATUK SET | 3 | 2 | 1 | - | - | - | - | - | - | - | - | 1 |
| SACHS HARBOUR HAM | 3 | 1 | 2 | - | - | - | - | - | - | - | - | - |
| TSIIGEHTCHIC CC | 3 | 3 | - | - | 1 | 1 | - | - | - | - | - | 1 |
| TUKTOYAKTUK HAM | 24 | 13 | 11 | 2 | 6 | 4 | 2 | - | - | - | - | 5 |
| TULITA HAM | 2 | - | 2 | - | 1 | - | 1 | - | - | - | - | 1 |
| KEEWATIN REGION (PRIOR APR.1, TOTAL * NORTHWEST TERRITORIES CSD UNKNOWN | - | - | - | - | - | - | - | - | - | - | - | - |
| KITIKMEOT REGION | | | | | | | | | | | | |
| TOTAL | 10 | 6 | 4 | - | - | - | - | - | - | - | - | 1 |
| * NORTHWEST TERRITORIES CSD UNKNOWN | - | - | - | - | - | - | - | - | - | - | - | - |
| HOLMAN HAM | 10 | 6 | 4 | - | - | - | - | - | - | - | - | 1 |
| NORTHWEST TERRITORIES CENSUS DIV. UNK | | | | | | | | | | | | |
| TOTAL | 3 | 2 | 1 | - | 4 | 2 | 2 | - | - | - | - | - |
| NORTHWEST TERRITORIES CD-CSD UNKNOWN | 3 | 2 | 1 | - | 4 | 2 | 2 | - | - | - | - | - |

GENERAL SUMMARY OF VITAL STATISTICS, BY PROVINCE, COUNTIES / CENSUS DIVISIONS / DISTRICTS AND URBAN PLACES, CANADA, 2000
 SOMMAIRE STATISTIQUE DE L'ETAT CIVIL, PAR PROVINCE, COMTES / DIVISIONS DE RECENSEMENT / DISTRICTS ET LES CENTRES URBAINS, CANADA, 2000

| COUNTIES / CENSUS DIVISIONS / DISTRICTS AND URBAN PLACES COMTES / DIVISIONS DE RECENSEMENT / DISTRICTS ET LES CENTRES URBAINS | LIVE BIRTHS - NAISSANCES VIVANTES | | | STILL BIRTHS - MORT- NES | DEATHS - DECES | | | INFANT DEATHS - DECES INFANTILES | | | MAR- RIAGES - MA- RIAGES | |
|--|---|---------------|--------------|-----------------------------------|----------------------|---------------|--------------|--|---------------|------------------------|--------------------------------------|----|
| | TOTAL | MALE | FEMALE | | TOTAL | MALE | FEMALE | TOTAL | NEONATAL | POST- NEO- NATAL | | |
| | | MAS- CULIN | FE- MININ | | | MAS- CULIN | FE- MININ | | NEONATALS | NEO- NATALS | | |
| | | | | | | | | | < 7 DAYS | 7-27 DAYS | POST NEO- NATALS | |
| | | | | | | | | < 7 JOURS | 7-27 JOURS | | | |
| NUNAVUT | | | | | | | | | | | | |
| PROVINCE TOTAL | 727 | 403 | 324 | 3 | 130 | 79 | 51 | 9 | 1 | 4 | 4 | 89 |
| BAFFIN REGION | | | | | | | | | | | | |
| TOTAL | 361 | 203 | 158 | 1 | 83 | 53 | 30 | 7 | - | 3 | 4 | 41 |
| ARCTIC BAY HAM | 13 | 6 | 7 | - | 4 | 3 | 1 | - | - | - | - | 1 |
| BAFFIN, UNORGANIZED UNO | 3 | 2 | 1 | - | - | - | - | - | - | - | - | - |
| CAPE DORSET HAM | 31 | 10 | 21 | - | 5 | 4 | 1 | - | - | - | - | 3 |
| CLYDE RIVER HAM | 22 | 11 | 11 | - | 5 | 3 | 2 | - | - | - | - | 6 |
| GRISE FIORD HAM | 8 | 6 | 2 | - | 1 | - | 1 | - | - | - | - | 2 |
| HALL BEACH HAM | 26 | 15 | 11 | - | 8 | 5 | 3 | - | - | - | - | 3 |
| IGLOOLIK HAM | 44 | 23 | 21 | - | 5 | 2 | 3 | - | - | - | - | - |
| IQUALUIT T | 113 | 68 | 45 | - | 33 | 20 | 13 | 6 | - | 3 | 3 | 14 |
| KIMMIRUT HAM | 7 | 2 | 5 | - | 2 | 2 | - | - | - | - | - | - |
| MANISIVIK SET | 1 | 1 | - | - | - | - | - | - | - | - | - | - |
| PANGNIRTUNG HAM | 20 | 15 | 5 | - | 5 | 5 | - | - | - | - | - | 5 |
| POND INLET HAM | 34 | 20 | 14 | - | 5 | 2 | 3 | 1 | - | - | 1 | 5 |
| QIKIQTARJUAQ HAM | 16 | 8 | 8 | - | 3 | 2 | 1 | - | - | - | - | 1 |
| RESOLUTE BAY HAM | 3 | 3 | - | - | 1 | 1 | - | - | - | - | - | - |
| SANIKILUAQ HAM | 20 | 13 | 7 | 1 | 6 | 4 | 2 | - | - | - | - | 1 |
| KEEWATIN REGION | | | | | | | | | | | | |
| TOTAL | 220 | 123 | 97 | 1 | 27 | 15 | 12 | - | - | - | - | 34 |
| ARVIAT HAM | 70 | 37 | 33 | 1 | 8 | 5 | 3 | - | - | - | - | 10 |
| BAKER LAKE HAM | 31 | 20 | 11 | - | 2 | 1 | 1 | - | - | - | - | 6 |
| CHESTERFIELD INLET HAM | 10 | 7 | 3 | - | 2 | 1 | 1 | - | - | - | - | 2 |
| CORAL HARBOUR HAM | 24 | 10 | 14 | - | 2 | 2 | - | - | - | - | - | 8 |
| KEEWATIN, UNORGANIZED UNO | - | - | - | - | - | - | - | - | - | - | - | - |
| RANKIN INLET HAM | 48 | 29 | 19 | - | 10 | 5 | 5 | - | - | - | - | 4 |
| REPULSE BAY HAM | 25 | 12 | 13 | - | 1 | - | 1 | - | - | - | - | 2 |
| WHALE COVE HAM | 12 | 8 | 4 | - | 2 | 1 | 1 | - | - | - | - | 2 |
| KITIKMEOT REGION | | | | | | | | | | | | |
| TOTAL | 141 | 73 | 68 | 1 | 17 | 9 | 8 | 2 | 1 | 1 | - | 14 |
| BATHURST INLET SET | - | - | - | - | - | - | - | - | - | - | - | - |
| BAY CHIMO SET | - | - | - | - | - | - | - | - | - | - | - | - |
| CAMBRIDGE BAY HAM | 29 | 16 | 13 | - | 4 | 2 | 2 | - | - | - | - | 3 |
| GJOA HAVEN HAM | 21 | 11 | 10 | - | 2 | 1 | 1 | - | - | - | - | 6 |
| KITIKMEOT, UNORGANIZED UNO | - | - | - | - | - | - | - | - | - | - | - | - |
| KUGLUKTUK HAM | 35 | 20 | 15 | - | 8 | 3 | 5 | 1 | - | 1 | - | 2 |
| PELLY BAY HAM | 26 | 8 | 18 | - | - | - | - | - | - | - | - | 2 |
| TALOYOAK HAM | 30 | 18 | 12 | 1 | 3 | 3 | - | 1 | 1 | - | - | 1 |
| NUNAVUT CENSUS DIV. UNK | | | | | | | | | | | | |
| TOTAL | 5 | 4 | 1 | - | 3 | 2 | 1 | - | - | - | - | - |
| NUNAVUT CD-CSD UNKNOWN | 5 | 4 | 1 | - | 3 | 2 | 1 | - | - | - | - | - |

