

PRELIMINARY QUARTERLY REPORTS
ON VITAL STATISTICS OF CANADA

PUBLISHED BY AUTHORITY OF THE HON. R.B. HANSON, K.C., M.P.,

MINISTER OF TRADE AND COMMERCE

July 5, 1935.

DOMINION BUREAU OF STATISTICS - CANADA
DIVISION OF CENSUS AND VITAL STATISTICS

Dominion Statistician: R.H. Coats, LL.D., F.R.S.C., F.S.S(Hon.).
Chief, Vital Statistics: W.R. Tracey, B.A.

Live births in Canada during the fourth quarter of 1934 numbered 51,964 (preliminary figures) giving an equivalent annual rate of 19.1 per 1,000 population as compared with 51,682 births and a rate of 19.2 for the fourth quarter of 1933. There were 1,658 illegitimate births forming 3.2 per cent of all live births, as compared with 1,734 or 3.4 per cent for the corresponding period of 1933. Stillbirths amounted to 1,547 or 2.9 per cent of all births as against 1,623 or 3.0 per cent. Deaths totalled 25,380 with a rate of 9.3 per thousand population as compared with 24,909 and the same rate. There were 20,828 marriages or a rate of 7.6 against 18,402 or a rate of 6.8 in the fourth quarter of 1933.

Deaths under one year of age totalled 3,898 giving a rate of 75.0 per thousand live births. These figures compared with 3,751 deaths under one year and a rate of 72.6 in the corresponding period of 1933.

Deaths under one month numbered 1,817 or a rate of 35.0 per thousand live births, as against 1,843 or a rate of 35.7. There were 271 maternal deaths as compared with 261 and the rate per thousand live births was 5.2 as against 5.1.

The number of deaths assigned to certain causes in the fourth quarter of 1934 was as follows (in each case the figures for the corresponding period of 1933 are given in parentheses): Typhoid and paratyphoid fever 82 (88); Smallpox 1 (-); Measles 83 (21); Scarlet fever 78 (52); Diphtheria 71 (70); Influenza 489 (571); Infantile paralysis 24 (13); Tuberculosis 1,414 (1,470); Cancer 2,776 (2,737); Diseases of the heart 4,131 (4,062); Diseases of the arteries 1,860 (1,750); Pneumonia 1,577 (1,736); Diarrhoea and enteritis 1,045 (841); Nephritis 1,360 (1,356); Suicide 233 (211); Homicide 37 (25); Automobile accidents 333 (263); Other violence 992 (991).

The returns on hand at the Bureau of Statistics at the time of the issue of this report show the following figures for the whole of the year 1934, with 1933 figures in parentheses: Live births 220,633 (222,868); Birth rate 20.4 (20.9); Illegitimate births 8,014 (8,426); Per cent of live births 3.6 (3.8); Stillbirths 6,425 (6,848); Per cent of all births 2.8 (3.0); Deaths 101,466 (101,968); Death rate 9.4 (9.6); Marriages 73,023 (63,865); Marriage rate 6.7 (6.0); Deaths under one year 15,848 (16,284); Infant death rate (under one year) 71.8 (73.1); Deaths under one month 7,763 (8,271); Neo-natal death rate (under one month) 35.2 (37.1); Maternal deaths 1,161 (1,111); Maternal death rate 5.3 (5.0).

The deaths from certain causes for the year 1934 as compared with the corresponding figures for 1933 were as follows: Typhoid and paratyphoid fever 291 (291); Smallpox 3 (6); Measles 188 (170); Scarlet fever 225 (157); Diphtheria 232 (239); Influenza 2,006 (4,019); Infantile paralysis 84 (73); Tuberculosis 6,415 (6,939); Cancer 10,562 (10,653); Diseases of the heart 16,338 (15,485); Diseases of the arteries 7,375 (6,950); Pneumonia 6,527 (6,487); Diarrhoea and enteritis 3,727 (3,395); Nephritis 5,636 (5,516); Suicide 925 (922); Homicide 142 (147); Automobile accidents 1,108 (955); Other violence 4,273 (4,192).




TABLE 1

Summary of births, deaths and marriages by provinces, during the fourth quarter of 1934.

	(1) CANADA	Prince Edward Island	Nova Scotia	New Brunswick	Quebec	Ontario	Manitoba	Saskatchewan	Alberta	British Columbia
Live births	51,964	441	2,662	2,385	17,636	14,559	3,235	4,787	3,894	2,365
Legitimate	50,306	425	2,525	2,325	17,161	14,050	3,136	4,622	3,764	2,298
Illegitimate	1,658	16	137	60	475	509	99	165	130	67
Stillbirths	1,547	17	73	53	565	525	90	96	69	59
Deaths (exclusive of stillbirths)	25,380	269	1,420	1,143	7,971	8,731	1,349	1,527	1,338	1,632
Deaths under 1 year of age	3,898	40	174	229	1,821	848	177	289	208	112
Deaths under 1 month of age	1,821	23	87	83	721	478	92	159	130	48
Deaths from puer- peral causes	271	4	17	11	97	77	15	17	18	15
Marriages	20,828	183	1,158	907	4,361	6,816	1,772	2,285	2,068	1,278

(1) Exclusive of Yukon and the Northwest Territories.

TABLE 2

Infant mortality (under one year) from certain causes in Canada in the fourth quarter of 1934, compared with the fourth quarter of 1933.

Int. List No.	Causes of death	Number of deaths		Rate per 100,000 live births	
		1934	1933	1934	1933
7	Measles	30	13	58	25
8	Scarlet fever	2	1	4	2
9	Whooping cough	167	100	321	193
10	Diphtheria	3	6	6	12
11	Influenza	96	103	185	199
15	Erysipelas	13	18	25	35
23-32	Tuberculosis	33	28	64	54
34	Syphilis	42	37	81	72
79	Simple Meningitis	43	45	83	87
86	Convulsions	43	47	83	91
106	Bronchitis	20	12	38	23
107-109	Pneumonia	382	427	735	826
116-118	Diseases of the stomach	26	42	50	81
119,161 d	Diarrhoea and enteritis	798	661	1,536	1,279
122	Hernia, intestinal obstruction	16	13	31	25
157	Congenital malformations	294	304	566	588
158,161, b, c	Congenital debility	371	372	714	720
159	Premature birth	801	790	1,541	1,529
160	Injury at birth	235	221	452	428
161 a, e, f	Other diseases peculiar to early infancy	203	210	391	406
	Other specified causes	235	256	452	495
199,200	Unspecified or ill-defined causes	45	45	87	87
	ALL CAUSES	3,898	3,751	7,501	7,258




TABLE 3

Neo-natal mortality (under one month) from certain causes in Canada in the fourth quarter of 1934, compared with the fourth quarter of 1933.

Int. List No.	Causes of death	Number of deaths		Rate per 100,000 live births	
		1934	1933	1934	1933
7	Measles	2	-	4	-
8	Scarlet fever	-	-	-	-
9	Whooping cough	10	3	19	6
10	Diphtheria	-	-	-	-
11	Influenza	11	12	21	23
15	Erysipelas	3	4	6	8
23-32	Tuberculosis	-	1	-	2
34	Syphilis	10	10	19	19
79	Simple meningitis	9	9	17	17
86	Convulsions	17	20	33	39
106	Bronchitis	3	1	6	2
107-109	Pneumonia	58	54	112	104
116-118	Diseases of the stomach	5	3	10	6
119,161 d	Diarrhoea and enteritis	77	69	148	134
122	Hernia, intestinal obstruction	-	-	-	-
157	Congenital malformations	187	198	360	383
158,161, b, c	Congenital debility	244	253	470	490
159	Premature birth	734	741	1,413	1,434
160	Injury at birth	226	210	435	406
161 a, e, f	Other diseases peculiar to early infancy	171	178	329	344
	Other specified causes	42	66	81	128
199,200	Unspecified or ill-defined causes	8	11	15	21
	ALL CAUSES	1,817	1,843	3,496	3,566

TABLE 4

Maternal mortality from certain causes in Canada in the fourth quarter of 1934, compared with the fourth quarter of 1933.

Int. List No.	Causes of death	Number of deaths		Rate per 100,000 live births	
		1934	1933	1934	1933
140	Abortion with septic conditions	34	31	65	60
141	Abortion without mention of septic conditions (haemorrhage included)	12	8	23	15
142,143	Ectopic gestation and other accidents of pregnancy (haemorrhage excluded)	20	16	38	31
144	Puerperal haemorrhage	45	41	87	79
145	Puerperal septicaemia (not specified as consequent upon abortion)	60	65	115	126
146	Puerperal albuminuria and eclampsia	34	46	65	89
147	Other toxæmias of pregnancy	9	6	17	12
148	Puerperal phlegmasia alba dolens, embolism or sudden death (not specified as septic)	19	24	37	46
149,150	Other accidents of childbirth and other or unspecified conditions of the puerperal state	38	24	73	46
	ALL PUERPERAL CAUSES	271	261	522	505




TABLE 5

Deaths at all ages from certain specified causes by provinces, during the fourth quarter of 1934.

Int. list No.	Causes of death	CANADA (1)	Prince Edw-ard Island	Nova Scotia	New Brunswick	Quebec	Ontario	Manitoba	Saskatchewan	Alberta	British Columbia
1,2	Typhoid fever	82	1	1	2	45	16	4	8	3	2
6	Smallpox	1	-	-	-	-	-	-	-	1	-
7	Measles	83	-	9	12	48	2	6	6	-	-
8	Scarlet fever	78	1	4	9	46	14	1	3	-	-
10	Diphtheria	71	1	1	1	44	6	13	2	1	2
11	Influenza	489	8	24	22	183	114	10	39	52	37
16	Infantile paralysis	24	-	2	2	2	14	-	2	2	-
23-32	Tuberculosis	1,414	12	83	62	606	300	81	67	65	138
45-53	Cancer	2,776	28	185	107	717	1,045	188	168	134	204
90-95	Diseases of the heart	4,131	32	182	143	998	1,805	213	226	214	318
96,97,) 99,102)	Diseases of the arteries	1,860	20	106	61	342	967	97	58	81	128
107-109	Pneumonia	1,577	25	80	77	478	498	119	114	98	88
119,120	Diarrhoea and enteritis	1,045	5	20	63	683	189	18	30	21	16
130-132	Nephritis	1,360	17	70	47	599	388	47	65	57	70
140-150	Puerperal causes	271	4	17	11	97	77	15	17	18	15
163-171	Suicides	233	2	3	3	27	92	20	24	29	33
173-175	Homicides	37	-	-	1	11	11	4	4	3	3
	Automobile accidents	333	1	6	21	73	151	18	13	19	31
	Other violent deaths	992	6	62	42	214	385	53	72	63	95

(1) Exclusive of Yukon and the Northwest Territories.

STATISTICS CANADA LIBRARY
BIBLIOTHÈQUE STATISTIQUE CANADA



1010483314