


MINISTER OF TRADE AND COMMERCE
DOMINION BUREAU OF STATISTICS - CANADA
VITAL STATISTICS BRANCH



BIRTHS, DEATHS AND MARRIAGES IN THE THIRD QUARTER OF 1938.

Live births in Canada during the third quarter of 1938 numbered 57,797 (preliminary figures) giving an equivalent annual rate of 20.5 per 1,000 population as compared with 56,983 births and a rate of 20.4 for the third quarter of 1937. There were 2,031 illegitimate births forming 3.5 per cent of all live births, as compared with 2,036 and a rate of 3.6. Stillbirths amounted to 1,555 or 2.6 per cent of all births as against 1,554 and a rate of 2.7 per cent.

Deaths totalled 24,033 with a rate of 8.5 per 1,000 population as compared with 26,330 and a rate of 9.4

The natural increase for the quarter was 33,764 giving a rate of 12.0 per 1,000 population, as against 30,653 or a rate of 11.0.

Deaths under one year of age numbered 3,285 and the infant mortality rate was 57 per 1,000 live births. These figures compared with 4,517 deaths and a rate of 79 in the corresponding period of 1937. Deaths under one month of age numbered 1,591 giving a rate of 28 per 1,000 live births as against 1,635 and a rate of 29. There were 251 maternal deaths as compared with 230 and the rate was 4.3 as against 4.0 per 1,000 live births.

The number of deaths assigned to certain causes in the third quarter of 1938, was as follows (the figures for the corresponding period of 1937 being given in parentheses in each case): Typhoid and paratyphoid fever, 55 (97); Small-pox, - (-); Measles, 44 (116); Scarlet fever, 26 (38); Whooping-cough, 100 (191); Diphtheria, 91 (86); Influenza, 207 (249); Infantile paralysis, 39 (143); Tuberculosis, 1,420 (1,579); Cancer, 3,055 (2,980); Cerebral haemorrhage, cerebral embolism and thrombosis, 452 (444); Diseases of the heart, 3,623 (3,579); Diseases of the arteries 2,198 (2,066); Pneumonia, 1,001 (898); Diarrhoea and enteritis, 997 (2,454); Nephritis, 1,369 (1,407); Suicide, 230 (265); Homicide, 28 (29); Automobile accidents, 473 (586); Other violent deaths, 1,363 (1,466).

There were 26,100 marriages giving a rate of 9.2 as against 27,358 or a rate of 9.8 in the third quarter of 1937.

For the first nine months of 1938 the figures are as follows, with those for the corresponding period of 1937 in parentheses:- Live births, 172,573 (169,021); Birth rate, 20.6 (20.3); Illegitimate births, 6,986 (6,771); Per cent of total live births, 4.0 (4.0); Stillbirths, 4,751 (4,822); Per cent of total births, 2.7 (2.8); Deaths 79,529 (86,514); Death rate, 9.5 (10.4); Natural increase, 93,044 (82,507); Rate of natural increase, 11.1 (9.9); Deaths under one year, 10,946 (12,988); Rate per 1,000 live births, 63 (77); Deaths under one month 5,519 (5,808); Rate per 1,000 live births, 32 (34); Maternal deaths, 747 (845); Rate per 1,000 live births, 4.3 (5.0); Marriages, 62,925 (63,114); Marriage rate 7.5 (7.6);

Deaths from certain causes for the nine months were as follows: Typhoid and paratyphoid fever, 154 (181); Small-pox, 1 (2); Measles, 213 (682); Scarlet fever, 148 (191); Whooping-cough, 390 (562); Diphtheria, 286 (211); Influenza, 1,838 (4,623); Infantile paralysis, 63 (164); Tuberculosis 4,677 (5,283); Cancer, 8,901 (8,912); Cerebral haemorrhage, embolism and thrombosis, 1,476 (1,489); Diseases of the heart, 12,758 (12,479); Diseases of the arteries, 7,372 (7,192); Pneumonia, 5,469 (5,740); Diarrhoea and enteritis, 1,961 (3,331); Nephritis, 4,851 (4,960); Suicide, 724 (755); Homicide, 101 (101); Automobile accidents, 1,021 (1,175); Other violent deaths, 3,501, (3,567).

TABLE 1.

Summary of births, deaths and marriages by provinces during the third quarter of 1938.

| | CANADA (1) | Prince Edward Island | Nova Scotia | New Brunswick | Quebec | Ontario | Manitoba | Saskatchewan | Alberta | British Columbia |
|-----------------------------------|------------|----------------------|-------------|---------------|--------|---------|----------|--------------|---------|------------------|
| Live births | 57,797 | 493 | 2,884 | 2,903 | 19,838 | 16,580 | 3,542 | 4,407 | 3,931 | 3,219 |
| Legitimate | 55,766 | 475 | 2,722 | 2,813 | 19,251 | 15,888 | 3,453 | 4,288 | 3,771 | 3,105 |
| Illegitimate | 2,031 | 18 | 162 | 90 | 587 | 692 | 89 | 119 | 160 | 114 |
| Stillbirths | 1,555 | 13 | 55 | 72 | 589 | 512 | 90 | 80 | 77 | 67 |
| Deaths (exclusive of stillbirths) | 24,033 | 201 | 1,226 | 1,108 | 7,423 | 8,374 | 1,397 | 1,294 | 1,311 | 1,699 |
| Deaths under 1 year of age | 3,285 | 14 | 152 | 207 | 1,449 | 798 | 189 | 188 | 163 | 125 |
| Deaths under 1 month of age | 1,591 | 7 | 79 | 90 | 608 | 456 | 93 | 100 | 91 | 67 |
| Deaths from puerperal causes | 251 | 2 | 11 | 10 | 111 | 67 | 14 | 7 | 15 | 14 |
| Marriages | 26,100 | 164 | 1,173 | 1,071 | 8,494 | 8,758 | 1,784 | 1,093 | 1,848 | 1,715 |

(1) Exclusive of Yukon and the Northwest Territories.

TABLE 2.

Infant mortality (under one year) from certain causes in Canada in the third quarter of 1938, compared with the third quarter of 1937.

| Int. list No. | Causes of death | Number of deaths | | Rate per 100,000 live births | |
|---------------|--|------------------|-------|------------------------------|-------|
| | | 1938 | 1937 | 1938 | 1937 |
| 7 | Measles | 22 | 37 | 38 | 65 |
| 8 | Scarlet fever | 2 | 2 | 3 | 4 |
| 9 | Whooping-cough | 69 | 129 | 119 | 226 |
| 10 | Diphtheria | 3 | 3 | 5 | 5 |
| 11 | Influenza | 31 | 52 | 54 | 91 |
| 15 | Erysipelas | 2 | 2 | 3 | 4 |
| 23-32 | Tuberculosis | 34 | 46 | 59 | 81 |
| 34 | Syphilis | 23 | 61 | 40 | 107 |
| 79 | Simple meningitis | 25 | 33 | 43 | 58 |
| 86 | Convulsions | 26 | 24 | 45 | 42 |
| 106 | Bronchitis | 11 | 3 | 19 | 5 |
| 107-109 | Pneumonia | 236 | 207 | 408 | 363 |
| 116-118 | Diseases of the stomach | 17 | 23 | 29 | 40 |
| 119 | Diarrhoea and enteritis | 698 | 1,695 | 1,208 | 2,975 |
| 122 | Hernia, intestinal obstruction | 15 | 14 | 26 | 25 |
| 157 | Congenital malformations | 290 | 307 | 502 | 539 |
| 158 | Congenital debility | 254 | 237 | 439 | 416 |
| 159 | Premature birth | 799 | 786 | 1,382 | 1,379 |
| 160 | Injury at birth | 234 | 210 | 405 | 369 |
| 161 | Other diseases peculiar to early infancy | 231 | 302 | 400 | 530 |
| | Other specified causes | 233 | 279 | 403 | 490 |
| 199,200 | Unspecified or ill-defined causes | 30 | 65 | 52 | 114 |
| | All causes | 3,285 | 4,517 | 5,684 | 7,927 |

TABLE 3.

Neo-natal mortality (under one month) from certain causes in Canada in the third quarter of 1938, compared with the third quarter of 1937.

| Int. List No. | Causes of death | Number of deaths | | Rate per 100,000 live births | |
|---------------|--|------------------|-------|------------------------------|-------|
| | | 1938 | 1937 | 1938 | 1937 |
| 7 | Measles | 1 | - | 2 | - |
| 8 | Scarlet fever | - | - | - | - |
| 9 | Whooping-cough | 3 | 4 | 5 | 7 |
| 10 | Diphtheria | - | - | - | - |
| 11 | Influenza | 2 | 5 | 3 | 9 |
| 15 | Erysipelas | 2 | - | 3 | - |
| 23-32 | Tuberculosis | 2 | 1 | 3 | 2 |
| 34 | Syphilis | 3 | 9 | 5 | 16 |
| 79 | Simple meningitis | 3 | 5 | 5 | 9 |
| 86 | Convulsions | 11 | 4 | 19 | 7 |
| 106 | Bronchitis | - | - | - | - |
| 107-109 | Pneumonia | 36 | 21 | 62 | 37 |
| 116-118 | Diseases of the stomach | 3 | 4 | 5 | 7 |
| 119 | Diarrhoea and enteritis | 51 | 103 | 88 | 181 |
| 122 | Hernia, intestinal obstruction | - | - | - | - |
| 157 | Congenital malformations | 167 | 170 | 289 | 298 |
| 158 | Congenital debility | 156 | 153 | 270 | 269 |
| 159 | Premature birth | 716 | 684 | 1,239 | 1,200 |
| 160 | Injury at birth | 220 | 204 | 381 | 358 |
| 161 | Other diseases peculiar to early infancy | 166 | 213 | 287 | 374 |
| | Other specified causes | 45 | 48 | 78 | 84 |
| 199,200 | Unspecified or ill-defined causes | 4 | 7 | 7 | 12 |
| | All causes | 1,591 | 1,635 | 2,753 | 2,869 |

TABLE 4.

Maternal mortality from certain causes in Canada in the third quarter of 1938, compared with the third quarter of 1937.

| Int. List No. | Causes of death | Number of deaths | | Rate per 100,000 live births | |
|---------------|--|------------------|------|------------------------------|------|
| | | 1938 | 1937 | 1938 | 1937 |
| 140 | Abortion with septic condition | 30 | 31 | 52 | 54 |
| 141 | Abortion without mention of septic conditions (haemorrhage included) | 9 | 4 | 16 | 7 |
| 142,143 | Ectopic gestation and other accidents of pregnancy (haemorrhage excluded) | 12 | 12 | 21 | 21 |
| 144 | Puerperal haemorrhage | 36 | 25 | 62 | 44 |
| 145 | Puerperal septicaemia (not specified as consequent upon abortion) | 48 | 43 | 83 | 75 |
| 146 | Puerperal albuminuria and eclampsia | 52 | 59 | 90 | 104 |
| 147 | Other toxæmias of pregnancy | 9 | 11 | 16 | 19 |
| 148 | Puerperal phlegmasia alba dolens embolism or sudden death (not specified as septic) | 35 | 20 | 61 | 35 |
| 149,150 | Other accidents of childbirth and other or unspecified conditions of the puerperal state | 20 | 25 | 35 | 44 |
| | All puerperal causes | 251 | 230 | 434 | 404 |




TABLE 5.

Deaths at all ages from certain specified causes by provinces,
during the third quarter of 1938.

| Int. List No. | Causes of death | CANADA (1) | Prince Edward Island | Nova Scotia | New Brunswick | Quebec | Ontario | Manitoba | Saskatchewan | Alberta | British Columbia |
|------------------|--|------------|----------------------|-------------|---------------|--------|---------|----------|--------------|---------|------------------|
| 1,2 | Typhoid fever | 55 | - | 1 | 6 | 21 | 14 | 2 | 4 | 6 | 1 |
| 6 | Small-pox | - | - | - | - | - | - | - | - | - | - |
| 7 | Measles | 44 | - | 3 | - | 32 | 5 | 2 | 2 | - | - |
| 8 | Scarlet fever | 26 | - | - | - | 13 | 10 | - | - | 3 | - |
| 9 | Whooping-cough | 100 | - | - | 6 | 50 | 25 | 6 | 6 | 6 | 1 |
| 10 | Diphtheria | 91 | - | 4 | 5 | 64 | 1 | 3 | 8 | 5 | 1 |
| 11 | Influenza | 207 | - | 15 | 8 | 74 | 56 | 11 | 10 | 21 | 12 |
| 16 | Infantile paralysis | 39 | - | - | 2 | 3 | 13 | 8 | 1 | 10 | 2 |
| 23-32 | Tuberculosis | 1,420 | 18 | 101 | 72 | 598 | 299 | 99 | 53 | 65 | 115 |
| 45-53 | Cancer | 3,055 | 30 | 161 | 128 | 801 | 1,126 | 212 | 165 | 190 | 242 |
| 82 | Cerebral haemorrhage, cerebral embolism and thrombosis | 452 | 8 | 34 | 30 | 98 | 171 | 20 | 34 | 29 | 28 |
| 90-95 | Diseases of the heart | 3,623 | 36 | 149 | 141 | 880 | 1,550 | 198 | 209 | 180 | 280 |
| (96,97, 99,102) | Diseases of the arteries | 2,198 | 18 | 128 | 93 | 416 | 1,030 | 130 | 103 | 104 | 176 |
| 107-109 | Pneumonia | 1,001 | 10 | 38 | 60 | 267 | 364 | 66 | 61 | 57 | 78 |
| 119,120 | Diarrhoea and enteritis | 997 | 6 | 34 | 57 | 482 | 237 | 71 | 57 | 34 | 19 |
| 130-132 | Nephritis | 1,369 | 15 | 59 | 37 | 618 | 413 | 43 | 57 | 48 | 79 |
| 140-150 | Puerperal causes | 251 | 2 | 11 | 10 | 111 | 67 | 14 | 7 | 15 | 14 |
| 163-171 | Suicides | 230 | 1 | 13 | 3 | 37 | 88 | 20 | 14 | 28 | 26 |
| 173-175 | Homicides | 28 | - | 1 | 3 | 6 | 11 | - | 1 | 2 | 4 |
| | Automobile accidents | 473 | - | 21 | 19 | 126 | 213 | 34 | 14 | 20 | 26 |
| | Other violent deaths | 1,363 | 7 | 66 | 55 | 431 | 465 | 83 | 67 | 59 | 130 |
| | Other specified causes | 6,881 | 49 | 375 | 341 | 2,248 | 2,200 | 372 | 418 | 424 | 454 |
| 199,200 | Unspecified or ill-defined causes | 130 | 1 | 12 | 32 | 47 | 16 | 3 | 3 | 5 | 11 |
| | ALL CAUSES | 24,033 | 201 | 1,226 | 1,108 | 7,423 | 8,374 | 1,397 | 1,294 | 1,311 | 1,699 |

(1) Exclusive of Yukon and the Northwest Territories.




TABLE 6.

Summary of births, deaths and marriages by provinces, during the first nine months of 1938.

| | CANADA (1) | Prince Edward Island | Nova Scotia | New Brunswick | Quebec | Ontario | Manitoba | Saskatchewan | Alberta | British Columbia |
|-----------------------------------|------------|----------------------|-------------|---------------|--------|---------|----------|--------------|---------|------------------|
| Live births | 172,573 | 1,500 | 8,866 | 8,716 | 59,252 | 49,403 | 10,217 | 13,273 | 11,932 | 9,414 |
| Legitimate | 165,587 | 1,428 | 8,303 | 8,378 | 57,263 | 47,080 | 9,822 | 12,849 | 11,418 | 9,046 |
| Illegitimate | 6,986 | 72 | 563 | 338 | 1,989 | 2,323 | 395 | 424 | 514 | 368 |
| Stillbirths | 4,751 | 50 | 225 | 244 | 1,763 | 1,492 | 256 | 259 | 268 | 194 |
| Deaths (exclusive of stillbirths) | 79,529 | 743 | 4,421 | 3,641 | 24,731 | 27,581 | 4,347 | 4,268 | 4,371 | 5,426 |
| Deaths under 1 year of age | 10,946 | 85 | 539 | 645 | 5,038 | 2,457 | 559 | 622 | 599 | 402 |
| Deaths under 1 month of age | 5,519 | 40 | 275 | 330 | 2,279 | 1,437 | 289 | 327 | 322 | 220 |
| Deaths from puerperal causes | 747 | 5 | 35 | 40 | 320 | 192 | 34 | 28 | 52 | 41 |
| Marriages | 62,925 | 374 | 2,892 | 2,438 | 19,138 | 22,038 | 4,195 | 3,036 | 4,470 | 4,344 |

(1) Exclusive of Yukon and the Northwest Territories.

TABLE 7.

Deaths at all ages from certain specified causes by provinces, during the first nine months of 1938.

| Int. List No. | Causes of death | CANADA (1) | Prince Edward Island | Nova Scotia | New Brunswick | Quebec | Ontario | Manitoba | Saskatchewan | Alberta | British Columbia |
|---------------|--|------------|----------------------|-------------|---------------|--------|---------|----------|--------------|---------|------------------|
| 1,2 | Typhoid fever | 154 | 1 | 7 | 14 | 81 | 27 | 4 | 5 | 10 | 5 |
| 6 | Small-pox | 1 | - | 1 | - | - | - | - | - | - | - |
| 7 | Measles | 213 | 1 | 14 | 7 | 107 | 28 | 3 | 16 | 28 | 9 |
| 8 | Scarlet fever | 148 | - | 4 | 1 | 73 | 35 | 4 | 8 | 22 | 1 |
| 9 | Whooping-cough | 390 | - | 4 | 10 | 227 | 72 | 17 | 15 | 23 | 22 |
| 10 | Diphtheria | 286 | - | 14 | 15 | 206 | 9 | 9 | 18 | 12 | 3 |
| 11 | Influenza | 1,838 | 11 | 115 | 47 | 758 | 470 | 102 | 114 | 144 | 77 |
| 16 | Infantile paralysis | 63 | - | 1 | 3 | 10 | 20 | 9 | 5 | 12 | 3 |
| 23-32 | Tuberculosis | 4,677 | 61 | 310 | 254 | 2,008 | 936 | 273 | 203 | 222 | 410 |
| 45-53 | Cancer | 8,901 | 100 | 491 | 347 | 2,388 | 3,343 | 572 | 454 | 514 | 692 |
| 82 | Cerebral haemorrhage, cerebral embolism and thrombosis | 1,476 | 19 | 143 | 117 | 312 | 593 | 55 | 81 | 72 | 84 |
| 90-95 | Diseases of the heart | 12,758 | 106 | 615 | 502 | 3,055 | 5,414 | 696 | 721 | 653 | 996 |
| 96,97) | Diseases of the | | | | | | | | | | |
| 99,102) | arteries | 7,372 | 61 | 434 | 295 | 1,372 | 3,545 | 434 | 352 | 325 | 554 |
| 107-109 | Pneumonia | 5,469 | 83 | 357 | 357 | 1,580 | 1,839 | 292 | 301 | 347 | 313 |
| 119,120 | Diarrhoea and enteritis | 1,961 | 11 | 74 | 84 | 1,041 | 392 | 119 | 112 | 81 | 47 |
| 130-132 | Nephritis | 4,851 | 52 | 242 | 143 | 2,186 | 1,413 | 179 | 193 | 179 | 264 |
| 140-150 | Puerperal causes | 747 | 5 | 35 | 40 | 320 | 192 | 34 | 28 | 52 | 41 |
| 163-171 | Suicides | 724 | 2 | 32 | 16 | 112 | 279 | 69 | 49 | 78 | 87 |
| 173-175 | Homicides | 101 | - | 2 | 4 | 20 | 36 | 6 | 8 | 13 | 12 |
| | Automobile accidents | 1,021 | 2 | 42 | 41 | 241 | 478 | 61 | 27 | 52 | 77 |
| | Other violent deaths | 3,501 | 19 | 170 | 135 | 943 | 1,300 | 207 | 180 | 199 | 348 |
| | Other specified causes | 22,432 | 196 | 1,268 | 1,093 | 7,561 | 7,114 | 1,191 | 1,357 | 1,309 | 1,343 |
| 199,200 | Unspecified or ill-defined causes | 445 | 13 | 46 | 116 | 130 | 46 | 11 | 21 | 24 | 38 |
| | ALL CAUSES | 79,529 | 743 | 4,421 | 3,641 | 24,731 | 27,581 | 4,347 | 4,268 | 4,371 | 5,426 |

(1) Exclusive of Yukon and the Northwest Territories.

STATISTICS CANADA LIBRARY
BIBLIOTHÈQUE STATISTIQUE CANADA



1010483329