


21-D-55  
C.3

Published by Authority of the HON. W. D. EULER, M.P.,  
Minister of Trade and Commerce

DOMINION BUREAU OF STATISTICS - CANADA  
AGRICULTURAL BRANCH



Dominion Statistician:  
Chief, Agricultural Branch:

R. H. Coats, LL.D., F.R.S.C., F.S.S. (Hon.)  
T. W. Grindley, Ph.D.

RECEIPTS FROM THE SALE OF PRINCIPAL FARM PRODUCTS IN THE PRAIRIE PROVINCES,  
NOVEMBER 1937 AND JANUARY-NOVEMBER 1937

Ottawa, Canada, January 24, 1938.

SUMMARY

Receipts from the sale of principal farm products in the Prairie Provinces for November 1937 were 36 per cent greater than in November 1936 and 21 per cent above those of November 1935. Receipts from sales of crops were 4.3 million dollars greater than in November 1936 and nearly 1.2 million dollars greater than in November 1935. Receipts from the sale of live stock and animal products recorded a gain of 1.9 million dollars over those of November 1936 and 2.9 million dollars over November 1935.

For the period January to November 1937, total receipts from the sale of principal farm products were \$254,371,000, a gain of 23.9 million dollars or over 10 per cent greater than for the same period of 1936. Receipts during January to November 1937 were 36 million dollars or 15 per cent greater than for January-November 1935. Receipts from the sale of crops were 2.8 million dollars greater in the first 11 months of 1937 and receipts from live stock showed a gain of 21.1 million dollars compared with the same period of 1936.

Manitoba

Receipts from marketings in Manitoba totalled \$4,793,000 for November 1937 as compared with \$2,538,000 in November 1936 and \$2,640,000 in November 1935. The increase over November a year ago was accounted for by a gain of 158 per cent in receipts from crops and a gain of 41 per cent in receipts from live stock.

For the period January to November 1937, Manitoba farmers received 75 per cent more cash income from marketings than in the same period of 1936. The greatest gain has been recorded in income from the sale of crops. Cash receipts from this source were \$50,036,000 for January to November 1937 as compared with \$23,942,000 in the same period of 1936.

Saskatchewan

Receipts in Saskatchewan for November 1937 were \$5,707,000 compared with \$6,800,000 in November 1936 and \$8,087,000 in November 1935. Receipts from crops were drastically reduced, but a slight gain over November a year ago was shown in the income from live stock.

For the first eleven months of 1937, receipts from sales of farm products were only 72 per cent of those in the same period of 1936. Receipts from crops were about one-half of those of the same period last year but cash income from live stock sales was considerably higher. This increase in cash income from live stock was in considerable part due to a high volume of marketings caused by a liquidation of herds as a result of a serious shortage of feed.

Alberta

Cash receipts in Alberta for November 1937 showed an increase of 62 per cent over those of November 1936. Receipts from both crops and live stock were considerably higher.

From January to November 1937, Alberta farmers received 31 per cent more cash from the sale of their products than in the first 11 months of 1936 and 20 per cent more than in the same period of 1935. Receipts from crops recorded a gain of 41 per cent over the January to November period of 1936, and receipts from live stock were 19 per cent higher.

The details are given in the following tables.

PRAIRIE PROVINCES

Receipts From the Sale of Principal Farm Products for November 1937  
Compared with November 1936 and November 1935  
 Thousand Dollars

	November 1937	November 1936	November 1935
<u>Total Receipts</u>			
Manitoba	4,793	2,538	2,640
Saskatchewan	5,707	6,800	8,087
Alberta	13,065	8,041	8,739
Total	23,565	17,379	19,466
<u>Receipts from Crops</u>			
Manitoba	2,550	942	971
Saskatchewan	2,763	4,127	5,996
Alberta	8,524	4,456	5,706
Total	13,837	9,524	12,673
<u>Receipts from Live Stock and Animal Products</u>			
Manitoba	2,243	1,596	1,669
Saskatchewan	2,944	2,673	2,091
Alberta	4,541	3,586	3,033
Total	9,728	7,855	6,793

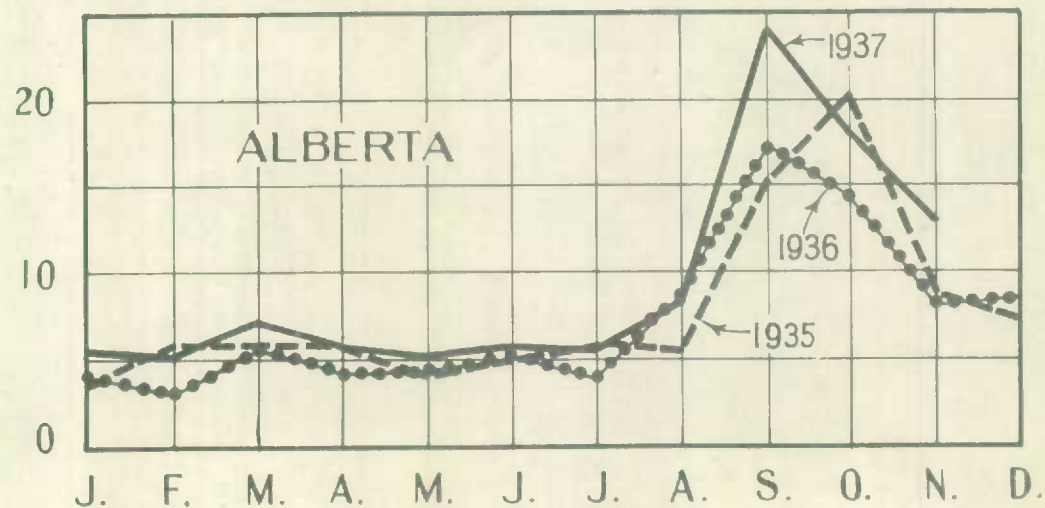
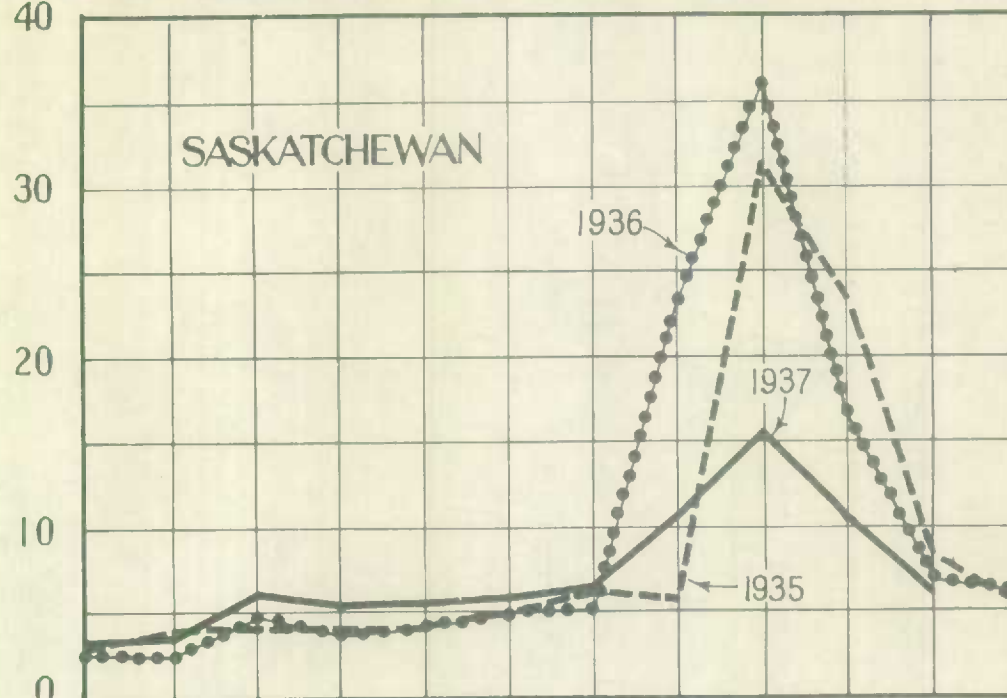
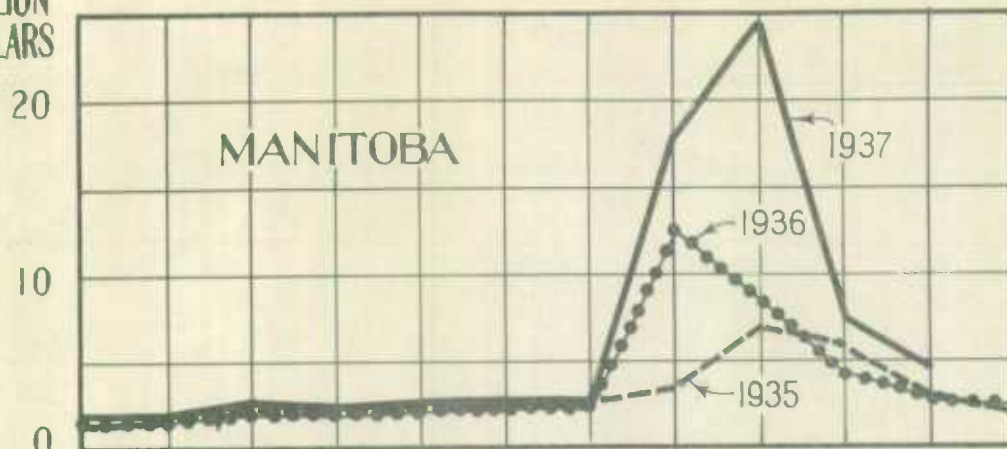
Receipts From the Sale of Principal Farm Products for January to November 1937,  
Compared with the Same Period in 1936 and in 1935  
 Thousand Dollars

	January to November 1937	January to November 1936	January to November 1935
<u>Total Receipts</u>			
Manitoba	71,621	41,038	31,973
Saskatchewan	78,941	110,314	100,226
Alberta	103,809	79,128	86,149
Total	254,371	230,480	218,348
<u>Receipts from Crops</u>			
Manitoba	50,006	23,942	15,948
Saskatchewan	42,431	83,555	77,785
Alberta	61,687	43,844	54,589
Total	154,124	151,341	148,322
<u>Receipts from Live Stock and Animal Products</u>			
Manitoba	21,615	17,096	16,025
Saskatchewan	36,510	26,759	22,441
Alberta	42,122	35,284	31,560
Total	100,247	79,139	70,026

# RECEIPTS FROM THE SALE OF PRINCIPAL FARM PRODUCTS BY MONTHS

1935, 1936 and JANUARY to NOVEMBER 1937

MILLION  
DOLLARS



STATISTICS CANADA LIBRARY  
BIBLIOTHEQUE STATISTIQUE CANADA



1010485706