

~~94-34-11~~ 23-D-50 A  
Milk Trade 108

**MONTHLY STATISTICS**


of the

**FLUID MILK TRADE**

in the

Principal Markets of Canada

**1943 and 1944**



Published by Authority of the  
Honourable James A. MacKinnon, M.P.  
Minister of Trade and Commerce



**DOMINION BUREAU OF STATISTICS  
CANADA**

## CONTENTS

|   | PAGE  |
|---|-------|
| <b>TEXT</b> —The Fluid Milk Trade of Canada.....      | 3     |
| <b>Charts</b>   |       |
| 1. Milk Sales in Four Markets.....                    | 4     |
| 2. Cream Sales in Four Markets.....                   | 6     |
| <b>Sales in Quarts</b>                                |       |
| TABLE 1. Milk Sales.....                              | 8-9   |
| TABLE 2. Cream Sales.....                             | 10-11 |
| <b>Selling Values</b>                                 |       |
| TABLE 3. Total Sales Value of Fluid Milk.....         | 12-13 |
| TABLE 4. Total Sales Value of Fluid Cream.....        | 14-15 |
| <b>Selling Prices</b>                                 |       |
| TABLE 5. Milk Average Per Quart.....                  | 16-17 |
| TABLE 6. Cream Average Per Quart.....                 | 18-19 |
| <b>Purchases—Quantities Bought</b>                    |       |
| TABLE 7. Milk in Pounds.....                          | 20-21 |
| TABLE 8. Cream in Pounds.....                         | 22-23 |
| <b>Total Value of Products Bought at Plants</b>       |       |
| TABLE 9. Milk Bought.....                             | 24-25 |
| TABLE 10. Cream Bought.....                           | 26-27 |
| <b>Buying Prices—Average Cost Per Unit</b>            |       |
| TABLE 11. Milk Per Hundred.....                       | 28-29 |
| TABLE 12. Cream Per Pound Butter-fat.....             | 30-31 |
| <b>Board Orders</b>                                   |       |
| TABLE 13. Selling Prices of Milk to Householders..... | 32    |
| TABLE 14. Selling Prices of Milk to Stores.....       | 33    |
| TABLE 15. Buying Prices of Milk and Cream.....        | 34    |

## THE FLUID MILK TRADE OF CANADA, 1944\*

Milk distribution has become one of the most extensive branches of the dairy industry, comprising nearly 15 thousand operators and a combined wholesale value of approximately 113 million dollars. Many of these are dairy farmers supplying neighbours and the residents of nearby villages and summer resorts. In the cities and large centres of population, however, milk and cream distribution has developed into a more specialized undertaking, the bulk of the supply being sold to dairies that pasteurize, bottle and deliver the product to householders, stores and public institutions in accordance with daily requirements. A further degree of specialization has been introduced into the milk trade by vendors or jobbers who purchase their entire supply from dairies for distribution to their own customers.

The growth of the fluid milk business during the past twenty-four years has kept pace with the development industry and agriculture. Milk and cream sales which had amounted to more than 590 million quarts in 1920 advanced to nearly 1500 million quarts in 1944. On a per capita basis these figures represented .27 quart and .42 quart, respectively. This upward trend may be credited in some degree to a wider recognition of the health-giving qualities of whole milk as an article of diet, and to improvements that have taken place in sanitation and pasteurization. Compulsory pasteurization is on a province-wide basis in Ontario, while in other provinces the pasteurization of milk is subject to municipal regulations in nearly all urban centres. Moreover, the establishment of milk control boards which exercise price-fixing authority in a number of the larger markets, has given a certain measure of stability to the milk trade, providing in many cases a more equitable price structure and a greater continuity of supply.

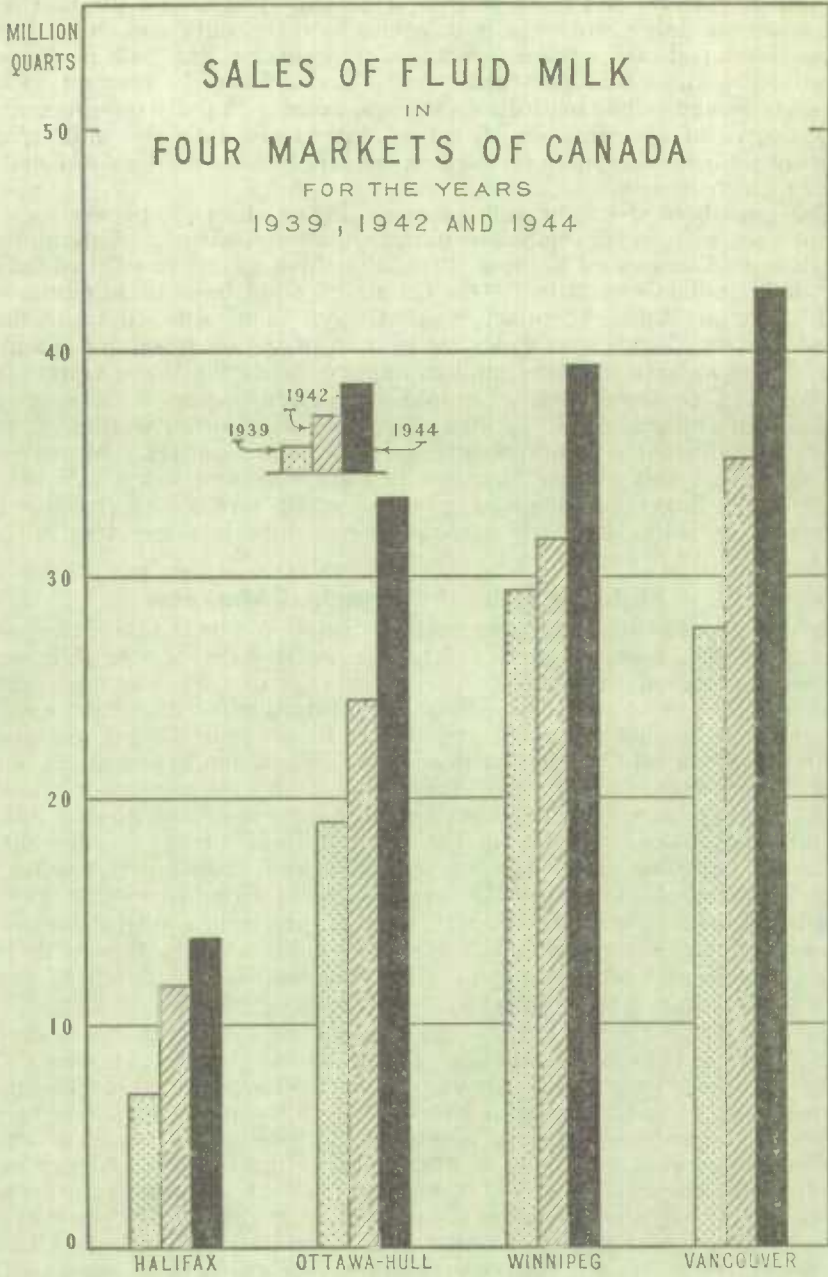
### Fluid Sales in the Principal Markets

*Sales of Fluid Milk.*—The 1944 fluid milk sales exceeded those of the previous year in 28 of the 32 markets reviewed in this report, with an over-all increase of 5 per cent compared with 1943. This percentage increase was approximately the same as that revealed in the estimated distribution for the whole of Canada. The total sales in the 32 markets amounted to more than 622 million quarts as compared with the all-Canada distribution of 1500 million, representing approximately 42 per cent of the latter. In reviewing the distribution of milk (see Table 1), it will be seen that the most pronounced increases took place at Summerside and Sherbrooke, the sales in both markets advancing 18 per cent over those of the previous year. London, Brandon and Medicine Hat are next in order, where the sales moved up 13 per cent; while Three Rivers, Ottawa-Hull, Portage la Prairie and Prince Albert were 11 per cent above those of 1943. Lethbridge was the only market to show a significant reduction, a decline of nearly 10 per cent being revealed. Milk sales in Moose Jaw fell  $1\frac{1}{2}$  per cent and Vancouver sales were reduced by one-half of one per cent.

*Sales of Fluid Cream.*—While the over-all sales of fluid cream increased considerably in 1944, the situation varied widely between markets. The greatest increases were shown at Victoria and Vancouver where the upward movement was 44 and 45 per cent greater than in the previous year. Increases of 29 per cent were reported from Windsor and Medicine Hat; sales at Brandon advanced 27 per cent and those of Sherbrooke, Kingston and Calgary were 25 per cent above the 1943 level. Reverse developments occurred in a few of the markets. In the Sydney area cream sales fell approximately 30 per cent, while declines of 27 per cent and 16 per cent were reported from Trail and Charlottetown, respectively. In the thirty-two markets of Canada there was an advance of approximately 19 per cent over that of 1943 which may be attributed to the demand on the part of military establishments. The total amounted to 32 million quarts as compared with 52 million quarts for the whole of the Dominion.

\* Prepared by P. H. Ferguson, M.Sc., in charge of Dairying Statistics, Dominion Bureau of Statistics.

Chart 1





Thus, the distribution in the cities reviewed in this report represent 63 per cent of the total for Canada in 1944, and approximately 57 per cent in 1943.

### Sales Values of Milk and Cream Reported by Distributors

*Milk.*—The figures reported in Table 3 cover the sales values of fluid milk, and reflect the increased volume reported in Table 1. All of the markets registered increases with the exception of Moose Jaw, Lethbridge and Edmonton. An adjustment in price on the Vancouver market was responsible for a reverse situation, whereby the volume was slightly reduced while the value increased. A decline of one-half of one per cent was shown in the volume of milk sold as against an increase of approximately 2 per cent in the value. Taking the 32 markets as a whole, the total sales value of fluid milk in 1944 amounted to approximately 64 million dollars as against 61 million dollars in 1943. The 5 per cent increase in sales values was exactly the same as that recorded in the quantities sold. The greatest advance was again shown at Summerside with a gain of 23 per cent in value. At Sherbrooke the sales values advanced 20 per cent and those of the Sydney area moved up 16 per cent. An increase of 14 per cent was revealed at Brandon, while at both Sudbury and Medicine Hat the values were 16 per cent greater than in 1943.

*Cream.*—Corresponding with the volume of cream sold, the values also indicated wide variations as between cities. The greatest gains were recorded at Vancouver and Victoria, with increases of 43 and 39 per cent, respectively. The value of cream sales in Medicine Hat also moved up 32 per cent, while at Windsor the increase was 31 per cent. Gains of 24 to 30 per cent were indicated at Hamilton, Brandon and Prince Albert, and 15 to 20 per cent increases were shown at Saint John, Sherbrooke, Three Rivers, Kingston, Fort William, Winnipeg, Portage la Prairie, Regina, Saskatoon and Lethbridge.

### Average Sales Values of Milk and Cream in Cents per Quart

*Milk.*—The average values of milk per quart as revealed in reports from distributors, may be classified in five principal groups. With the exception of Saint John, Sydney area, Prince Albert, Saskatoon, Trail and Victoria, all markets fall into the same class in both 1943 and 1944. Classified in this manner there are five markets in the 8-9 cent class, 8 markets in the 9-10 cent class, 7 markets in the 10-11 cent class, 4 markets in the 11-12 cent class, and 3 markets in the 12-13 cent class. Saint John prices ranged from 9-10 cents in 1943, but fell into the 8-9 cent group in 1944; while prices in the Sydney area which ranged from 10-11 cent in 1943, moved into the 11-12 cent class in 1944. Prices at Prince Albert, Saskatoon and Trail moved from the 11-12 cent class in 1943 to the 12-13 cent class in 1944; while those of Victoria ranged from 10-11 cents in 1943 to 11-12 cents in 1944. A complete analysis is shown below:

CLASSIFICATION OF MARKETS ACCORDING TO SALES VALUES OF MILK IN CENTS PER QUART

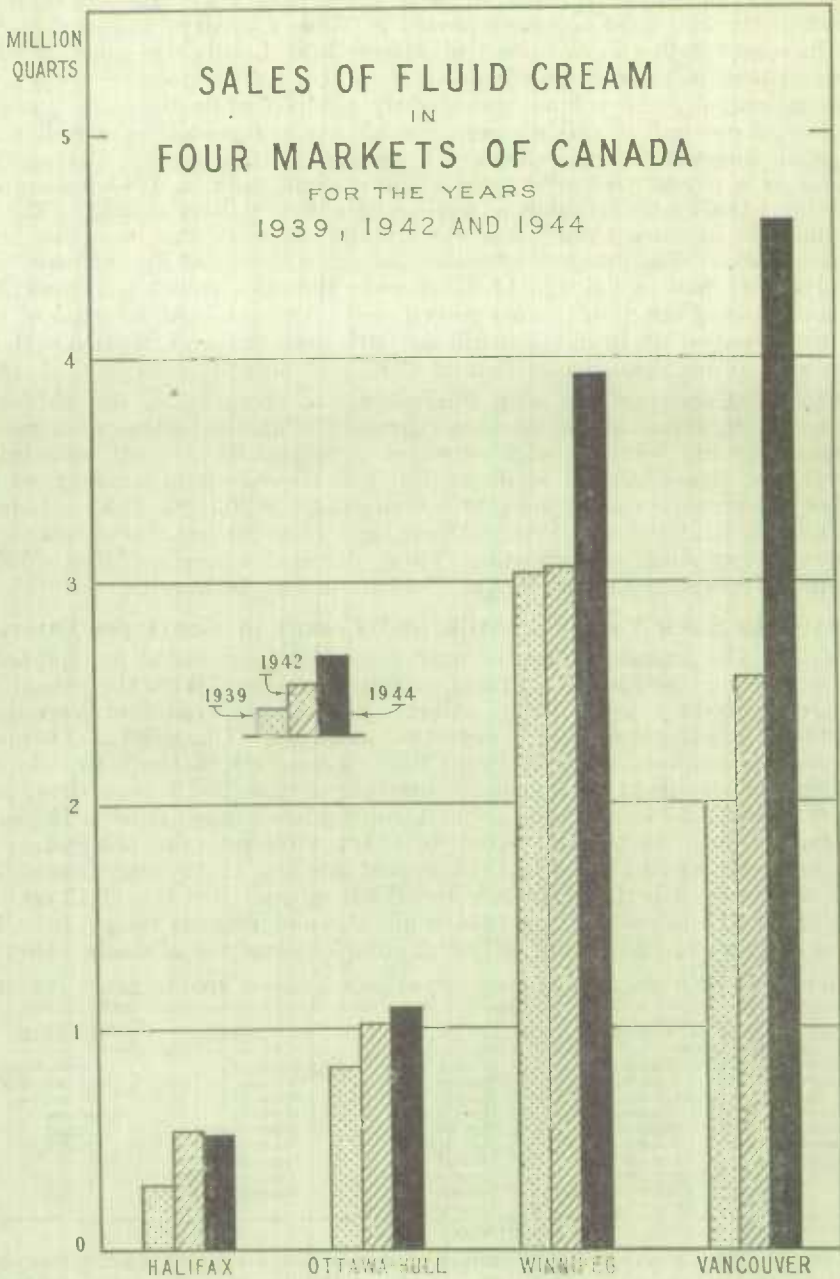
| 8-9c.  | 9-10c.   | 10-11c.  | 11-12c.  | 12-13c.  |
|--|--|--|--|--|
| Charlottetown<br>Summerside<br>Saint John(?)<br>Sherbrooke<br>Three Rivers<br>Portage la Prairie | Moncton<br>Saint John(?)<br>Quebec<br>Montreal<br>Ottawa-Hull<br>Kingston<br>London<br>Brandon<br>Medicine Hat | Halifax<br>Sydney<br>Toronto<br>Hamilton<br>Fort William<br>Port Arthur<br>Lethbridge<br>Vancouver<br>Victoria(?)<br>Sydney(?) | Sydney(?)<br>Windsor<br>Sudbury<br>Winnipeg<br>Prince Albert(?)<br>Saskatoon(?)<br>Edmonton<br>Trail(?)<br>Victoria(?) | Prince Albert(?)<br>Saskatoon(?)<br>Moose Jaw<br>Regina<br>Calgary<br>Trail(?) |

(1) Applies to 1943 only.

(2) Applies to 1944 only.

*Cream.*—The average sales values of cream showed wide variations, but a partial analysis of the situation is given in the following statement which classifies the markets into seven price groups. It will be observed that cream values on most of the Western markets average from 30-35 cents per quart, while 40-50 cents would appear to be the prevailing rate on most of the markets in the Eastern Provinces.

Chart 2



| Price Group | 1943   | 1944   |
|-------------|--|--|
| 20-30c.     | Halifax, Winnipeg and Portage la Prairie.  | Winnipeg, Portage la Prairie.  |
| 30-35c.     | Brandon, Moose Jaw, Regina, Prince Albert, Saskatoon, Medicine Hat, Lethbridge, Calgary, Edmonton, Vancouver and Victoria. | Halifax, Brandon, Moose Jaw, Saskatoon, Lethbridge, Regina, Calgary, Edmonton, Vancouver and Victoria.     |
| 35-40c.     | Charlottetown, Quebec, Montreal.   | Charlottetown, Sherbrooke, Quebec, Montreal, Prince Albert, Medicine Hat.                                  |
| 40-45c.     | Moncton, Sherbrooke, Three Rivers, Hamilton, Windsor.  | Moncton, Three Rivers, Toronto, Hamilton, Windsor.   |
| 40-50c.     | Summerside, Sydney area, Saint John, Ottawa-Hull, Toronto, London, Sudbury, Fort William and Port Arthur.                  | Summerside, Sydney area, Saint John, Ottawa-Hull, Kingston, London, Sudbury, Fort William and Port Arthur. |
| 50-52c.     | Kingston.  | Trail.   |
| 52-55c.     | Trail.   |  |

### Milk Boards and Price Control

In the collection of statistics which appear in this report, the Dominion Bureau of Statistics is indebted to the various milk control boards and other provincial authorities for their co-operation. In the controlled areas of Manitoba, Saskatchewan and Alberta the data are assembled by the milk control boards in these provinces. The data for Quebec are assembled by the Bureau of Statistics at Quebec, and those of Ontario and Saskatchewan by the statisticians of the Departments of Agriculture.

Milk control legislation is now in effect in all provinces but British Columbia, but with the exception of Ontario and Quebec jurisdiction is only exercised in specified cities or urban communities where such control has been found necessary. In British Columbia prices have been set by the Wartime Prices and Trade Board to put the price structures in line with those of other markets and to meet the problems of distribution in the larger centres of population. During the war period, of course, prices set by the provincial authorities have been subject to the approval of the Board. The following are the names of the provincial agencies administering price control in respect to milk and cream distribution:—

- Prince Edward Island Producers, Consumers and Distributors Protective Board.
- New Brunswick Dairy Products Commission.
- Dairy Industry Commission of the Province of Quebec.
- Milk Control Board of Ontario.
- Milk Control Board of Manitoba.
- Milk Control Board of Saskatchewan.
- Board of Public Utility Commissioners of Alberta.

On Tables 14 and 15 of this report, summaries of selling and buying prices are given, based on milk control orders in the principal markets of Canada. These prices vary considerably from the average values per unit which are presented in other tables. This is due, of course, to the inclusion of the several classes of milk and cream; also to differences in fat content and in the quantities sold by quarts, pints or half-pints. The prices set by the Control Boards are usually based on fat standards of 3.5, 3.6 or 3.8 per cent for standard milk, with higher percentages for Jersey milk and special milk. Orders respecting the fat content, prices and other regulations pertaining to milk distribution have been issued by the Wartime Prices and Trade Board. For a detailed treatment of this subject, reference might be made to the *Annual Review of the Dairy Situation*, issued by the Dominion Bureau of Statistics.



Table 1.—Sales of Fluid Milk in Quarts

Based on Distribution in Thirty-two Markets of Canada by months, 1943 and 1944

| Month     | Charlottetown |             | Summerside  |             | Halifax     |            | Sydney Area |            |
|-----------|---------------|-------------|-------------|-------------|-------------|------------|-------------|------------|
|           | 1943          | 1944        | 1943        | 1944        | 1943        | 1944       | 1943        | 1944       |
|           | qt.           | qt.         | qt.         | qt.         | qt.         | qt.        | qt.         | qt.        |
| January   | 152,404       | 199,954     | 62,523      | 92,032      | 1,080,806   | 1,052,751  | 532,678     | 619,247    |
| February  | 152,798       | 177,987     | 58,990      | 85,993      | 1,059,652   | 1,077,946  | 519,790     | 611,502    |
| March     | 177,166       | 204,807     | 67,369      | 91,782      | 1,199,073   | 1,240,690  | 578,495     | 677,373    |
| April     | 186,808       | 182,782     | 62,408      | 91,909      | 1,066,577   | 1,092,901  | 596,206     | 683,748    |
| May       | 199,745       | 199,041     | 68,602      | 93,480      | 1,222,433   | 1,150,772  | 642,888     | 749,725    |
| June      | 190,791       | 204,039     | 71,988      | 91,280      | 1,158,033   | 1,128,660  | 648,722     | 710,706    |
| July      | 196,949       | 194,520     | 85,179      | 96,412      | 1,299,775   | 1,156,382  | 662,181     | 730,018    |
| August    | 197,198       | 214,854     | 84,325      | 94,838      | 1,208,103   | 1,165,792  | 679,504     | 722,049    |
| September | 181,122       | 205,627     | 80,537      | 88,892      | 1,147,104   | 1,214,000  | 739,845     | 704,718    |
| October   | 184,000       | 207,119     | 88,680      | 90,747      | 1,116,283   | 1,212,822  | 687,250     | 706,066    |
| November  | 192,605       | 215,382     | 89,126      | 91,541      | 1,123,351   | 1,238,121  | 592,742     | 642,358    |
| December  | 204,838       | 199,954     | 87,367      | 62,007      | 1,041,840   | 1,066,398  | 608,118     | 661,218    |
| Total     | 2,216,424     | 2,406,066   | 907,084     | 1,070,913   | 13,723,120  | 13,797,235 | 7,488,419   | 8,218,728  |
|           | Moncton       |             | Saint John  |             | Sherbrooke  |            | Quebec      |            |
| January   | 398,746       | 478,388     | 838,046     | 916,302     | 351,307     | 435,863    | 1,743,406   | 1,955,153  |
| February  | 407,500       | 466,295     | 810,452     | 910,579     | 359,840     | 491,465    | 1,677,366   | 1,950,528  |
| March     | 474,862       | 521,568     | 973,741     | 1,013,068   | 387,996     | 505,276    | 1,906,830   | 2,097,777  |
| April     | 470,527       | 467,216     | 984,716     | 927,618     | 397,276     | 490,795    | 1,933,366   | 2,021,757  |
| May       | 483,595       | 479,895     | 1,003,557   | 955,621     | 399,275     | 507,520    | 1,964,086   | 2,118,152  |
| June      | 436,742       | 465,277     | 955,816     | 922,549     | 496,009     | 487,661    | 1,941,620   | 2,078,896  |
| July      | 430,491       | 447,742     | 954,488     | 957,979     | 394,343     | 490,958    | 2,018,550   | 2,095,334  |
| August    | 458,199       | 477,140     | 946,095     | 918,533     | 388,504     | 498,349    | 1,919,148   | 2,109,780  |
| September | 459,550       | 471,000     | 925,707     | 948,713     | 428,396     | 471,719    | 1,892,232   | 2,084,549  |
| October   | 471,024       | 481,400     | 893,600     | 1,229,781   | 462,485     | 509,739    | 1,970,240   | 2,144,821  |
| November  | 458,467       | 474,874     | 944,292     | 1,224,432   | 450,177     | 484,998    | 1,966,065   | 2,078,301  |
| December  | 489,525       | 482,880     | 874,416     | 1,231,393   | 449,326     | 496,658    | 2,034,719   | 2,100,529  |
| Total     | 5,439,228     | 5,713,594   | 11,105,526  | 12,156,588  | 4,964,934   | 5,871,001  | 22,967,718  | 24,895,637 |
|           | Three Rivers  |             | Montreal    |             | Ottawa-Hull |            | Kingston    |            |
| January   | 416,764       | 494,593     | 10,374,495  | 11,941,386  | 2,262,522   | 2,719,680  | 568,961     | 610,949    |
| February  | 463,655       | 540,635     | 10,329,434  | 11,771,824  | 2,328,899   | 2,734,312  | 573,685     | 623,904    |
| March     | 515,960       | 572,411     | 11,388,192  | 12,393,168  | 2,627,579   | 2,910,791  | 605,428     | 644,066    |
| April     | 499,772       | 531,683     | 11,294,605  | 11,821,656  | 2,532,994   | 2,704,104  | 582,897     | 610,311    |
| May       | 502,190       | 542,660     | 11,721,847  | 12,492,738  | 2,478,326   | 2,843,016  | 614,732     | 651,444    |
| June      | 394,347       | 542,169     | 11,430,587  | 12,155,799  | 2,507,819   | 2,739,748  | 610,688     | 625,938    |
| July      | 540,774       | 561,798     | 11,473,868  | 11,854,110  | 2,495,647   | 2,759,597  | 643,617     | 649,774    |
| August    | 527,495       | 584,982     | 11,267,254  | 12,402,005  | 2,478,376   | 2,852,188  | 622,998     | 657,940    |
| September | 526,199       | 555,980     | 11,329,293  | 11,961,270  | 2,431,539   | 2,776,654  | 591,168     | 615,522    |
| October   | 538,690       | 566,679     | 11,743,853  | 12,321,036  | 2,621,018   | 2,760,301  | 632,226     | 662,037    |
| November  | 528,452       | 577,468     | 11,713,478  | 12,171,951  | 2,099,574   | 2,811,703  | 558,590     | 655,708    |
| December  | 535,318       | 566,050     | 12,092,034  | 11,931,107  | 2,764,422   | 2,848,866  | 644,300     | 632,970    |
| Total     | 5,989,610     | 6,637,117   | 136,158,840 | 145,218,050 | 30,228,745  | 33,472,960 | 7,249,260   | 7,646,653  |
|           | Toronto       |             | Hamilton    |             | London      |            | Windsor     |            |
| January   | 9,977,889     | 10,951,145  | 2,041,458   | 2,378,785   | 852,168     | 1,087,222  | 1,405,420   | 1,536,483  |
| February  | 9,844,570     | 10,408,932  | 1,917,743   | 2,319,807   | 853,518     | 1,027,580  | 1,353,828   | 1,514,316  |
| March     | 10,671,233    | 11,102,843  | 2,193,141   | 2,470,799   | 953,107     | 1,144,220  | 1,531,745   | 1,625,837  |
| April     | 10,251,638    | 10,142,518  | 2,126,057   | 2,304,350   | 942,956     | 1,098,360  | 1,486,348   | 1,516,306  |
| May       | 10,638,391    | 10,982,392  | 2,241,826   | 2,418,044   | 967,715     | 1,137,937  | 1,543,422   | 1,634,270  |
| June      | 10,514,856    | 10,459,664  | 2,208,151   | 2,394,549   | 1,006,786   | 1,108,960  | 1,614,792   | 1,668,376  |
| July      | 10,000,482    | 9,815,195   | 2,224,120   | 2,347,130   | 1,041,120   | 1,113,775  | 1,679,656   | 1,712,624  |
| August    | 9,851,490     | 9,904,269   | 2,170,499   | 2,325,638   | 1,081,901   | 1,168,422  | 1,605,860   | 1,724,996  |
| September | 9,956,261     | 10,229,700  | 2,120,210   | 2,252,596   | 1,042,235   | 1,025,890  | 1,503,964   | 1,653,852  |
| October   | 10,565,863    | 10,830,083  | 2,282,250   | 2,322,290   | 1,013,096   | 1,184,906  | 1,551,432   | 1,601,887  |
| November  | 10,484,282    | 10,809,370  | 2,155,197   | 2,421,412   | 1,025,772   | 1,109,062  | 1,531,000   | 1,606,675  |
| December  | 10,656,331    | 10,388,997  | 2,288,604   | 2,223,998   | 1,055,756   | 1,062,149  | 1,562,911   | 1,602,540  |
| Total     | 123,113,296   | 126,184,708 | 25,978,283  | 28,179,419  | 11,829,230  | 13,367,483 | 18,370,382  | 19,397,871 |



Table 1.—Sales of Fluid Milk in Quarts—Concluded

Based on Distribution in Thirty-Two Markets of Canada by Months, 1943 and 1944

| Month     | Sudbury    |            | Ft. William and<br>Pt. Arthur |           | Winnipeg   |            | Portage la Prairie |            |
|-----------|------------|------------|-------------------------------|-----------|------------|------------|--------------------|------------|
|           | 1943       | 1944       | 1943                          | 1944      | 1943       | 1944       | 1943               | 1944       |
|           | qt.        | qt.        | qt.                           | qt.       | qt.        | qt.        | qt.                | qt.        |
| January   | 450,117    | 512,187    | 612,316                       | 695,784   | 3,061,234  | 3,301,388  | 88,130             | 101,569    |
| February  | 435,663    | 508,696    | 593,782                       | 681,632   | 2,938,013  | 3,195,267  | 87,644             | 104,137    |
| March     | 486,021    | 537,480    | 690,248                       | 734,060   | 3,323,376  | 3,425,190  | 97,330             | 110,053    |
| April     | 513,488    | 507,445    | 675,300                       | 698,314   | 3,180,731  | 3,245,405  | 88,413             | 109,335    |
| May       | 489,791    | 530,366    | 633,627                       | 731,306   | 3,213,390  | 3,409,915  | 93,701             | 113,738    |
| June      | 484,133    | 515,114    | 657,214                       | 712,064   | 3,138,522  | 3,305,118  | 93,576             | 104,411    |
| July      | 503,128    | 515,585    | 660,156                       | 728,774   | 3,345,141  | 3,331,268  | 96,658             | 109,916    |
| August    | 489,927    | 517,991    | 666,089                       | 718,416   | 3,244,855  | 3,287,618  | 96,962             | 106,303    |
| September | 473,654    | 482,079    | 651,732                       | 710,360   | 3,013,659  | 3,139,875  | 95,176             | 102,307    |
| October   | 489,586    | 511,956    | 633,378                       | 700,524   | 3,302,960  | 3,300,874  | 104,326            | 104,318    |
| November  | 400,812    | 497,953    | 663,066                       | 711,477   | 3,220,029  | 3,260,726  | 99,387             | 100,027    |
| December  | 504,405    | 522,506    | 673,804                       | 673,133   | 3,238,654  | 3,258,284  | 94,779             | 91,951     |
| Total     | 5,720,725  | 6,159,338  | 7,810,712                     | 8,495,844 | 38,220,564 | 39,460,928 | 1,136,072          | 1,258,065  |
|           | Brandon    |            | Moose Jaw                     |           | Regina     |            | Prince Albert      |            |
| January   | 175,002    | 237,102    | 232,786                       | 267,105   | 553,144    | 604,931    | 128,076            | 155,490    |
| February  | 198,955    | 244,218    | 232,575                       | 261,126   | 543,869    | 604,907    | 128,155            | 154,174    |
| March     | 342,035    | 260,140    | 273,111                       | 280,508   | 621,072    | 649,509    | 147,813            | 160,755    |
| April     | 249,487    | 393,034    | 268,913                       | 260,753   | 598,503    | 605,030    | 149,581            | 153,109    |
| May       | 269,414    | 380,571    | 266,295                       | 275,246   | 593,200    | 617,804    | 146,053            | 164,362    |
| June      | 263,855    | 364,810    | 257,240                       | 255,497   | 559,357    | 581,376    | 139,149            | 159,212    |
| July      | 284,798    | 248,593    | 266,294                       | 257,464   | 567,624    | 599,646    | 153,563            | 167,776    |
| August    | 273,345    | 243,373    | 248,724                       | 243,266   | 544,743    | 555,725    | 153,319            | 160,433    |
| September | 252,953    | 212,810    | 245,417                       | 238,832   | 528,255    | 543,150    | 136,821            | 141,861    |
| October   | 246,656    | 225,674    | 259,228                       | 244,072   | 673,970    | 601,197    | 145,145            | 153,184    |
| November  | 234,901    | 318,202    | 266,543                       | 234,309   | 583,822    | 599,486    | 146,231            | 167,768    |
| December  | 325,897    | 311,407    | 273,336                       | 229,430   | 604,111    | 609,680    | 149,391            | 172,952    |
| Total     | 3,017,298  | 3,409,934  | 3,090,962                     | 3,047,638 | 6,871,730  | 7,172,447  | 1,725,297          | 1,911,076  |
|           | Saskatoon  |            | Medicine Hat                  |           | Lethbridge |            | Calgary            |            |
| January   | 464,381    | 542,033    | 126,296                       | 169,671   | 332,055    | 382,036    | 1,043,316          | 1,197,431  |
| February  | 455,130    | 536,625    | 122,308                       | 167,904   | 305,755    | 360,056    | 1,004,183          | 1,150,080  |
| March     | 518,594    | 673,507    | 141,802                       | 201,230   | 356,252    | 374,103    | 1,141,924          | 1,231,909  |
| April     | 531,154    | 638,547    | 150,668                       | 183,010   | 353,202    | 356,111    | 1,127,227          | 1,179,930  |
| May       | 509,705    | 542,406    | 153,522                       | 194,013   | 375,159    | 362,109    | 1,172,274          | 1,232,382  |
| June      | 473,894    | 507,653    | 162,902                       | 190,535   | 344,226    | 346,537    | 1,125,823          | 1,141,015  |
| July      | 519,131    | 531,980    | 183,977                       | 196,662   | 385,674    | 333,381    | 1,209,888          | 1,136,834  |
| August    | 478,021    | 514,953    | 191,574                       | 195,099   | 399,710    | 202,937    | 1,137,943          | 1,103,366  |
| September | 459,361    | 511,985    | 172,868                       | 176,908   | 383,768    | 283,495    | 1,087,864          | 1,107,066  |
| October   | 518,611    | 570,382    | 172,605                       | 167,549   | 404,278    | 291,760    | 1,174,392          | 1,180,548  |
| November  | 621,839    | 501,878    | 165,045                       | 150,536   | 405,618    | 309,771    | 1,150,038          | 1,171,948  |
| December  | 530,190    | 558,960    | 164,354                       | 162,084   | 408,194    | 310,330    | 1,172,218          | 1,171,948  |
| Total     | 5,980,011  | 6,490,709  | 1,907,921                     | 2,155,291 | 4,453,951  | 4,014,806  | 13,557,090         | 14,199,942 |
|           | Edmonton   |            | Trail                         |           | Vancouver  |            | Victoria           |            |
| January   | 1,015,595  | 1,157,362  | 124,359                       | 118,050   | 3,363,713  | 3,534,071  | 850,219            | 996,845    |
| February  | 1,017,154  | 1,138,088  | 114,569                       | 115,227   | 3,263,196  | 3,441,382  | 830,299            | 961,662    |
| March     | 1,183,111  | 1,206,851  | 121,808                       | 118,218   | 3,868,089  | 3,666,097  | 974,542            | 1,033,083  |
| April     | 1,178,986  | 1,143,826  | 116,727                       | 116,080   | 3,680,379  | 3,511,733  | 967,204            | 997,632    |
| May       | 1,221,328  | 1,176,476  | 131,980                       | 122,459   | 3,904,043  | 3,712,965  | 1,016,751          | 1,004,252  |
| June      | 1,196,173  | 1,288,889  | 125,170                       | 117,034   | 3,817,904  | 3,732,949  | 980,325            | 960,282    |
| July      | 1,224,923  | 1,225,403  | 124,543                       | 107,943   | 3,599,530  | 3,615,832  | 1,044,380          | 978,520    |
| August    | 1,192,776  | 1,190,055  | 119,694                       | 107,700   | 3,569,440  | 3,655,380  | 1,011,091          | 949,828    |
| September | 1,175,390  | 1,161,327  | 115,890                       | 112,409   | 3,475,543  | 3,402,031  | 906,243            | 942,535    |
| October   | 1,271,987  | 1,228,147  | 115,020                       | 109,753   | 3,514,061  | 3,615,707  | 1,008,553          | 979,155    |
| November  | 1,288,451  | 1,209,957  | 110,935                       | 109,425   | 3,379,580  | 3,461,238  | 947,704            | 959,764    |
| December  | 1,309,770  | 1,231,215  | 107,886                       | 108,260   | 3,532,339  | 3,400,681  | 984,490            | 955,589    |
| Total     | 14,275,644 | 14,357,590 | 1,428,687                     | 1,362,558 | 42,973,817 | 42,816,062 | 11,511,717         | 11,719,147 |

Table 2.—Sales of Fluid Cream in Quarts

Based on Distribution in Thirty-Two Markets of Canada by Months, 1943 and 1944

| Month     | Charlottetown |           | Summerside |           | Halifax     |           | Sydney Area |         |
|-----------|---------------|-----------|------------|-----------|-------------|-----------|-------------|---------|
|           | 1943          | 1944      | 1943       | 1944      | 1943        | 1944      | 1943        | 1944    |
|           | qt.           | qt.       | qt.        | qt.       | qt.         | qt.       | qt.         | qt.     |
| January   | 7,051         | 5,034     | 1,262      | 1,076     | 45,475      | 41,323    | 6,412       | 1,165   |
| February  | 5,716         | 4,698     | 1,180      | 1,289     | 30,458      | 39,978    | 5,391       | 2,591   |
| March     | 6,446         | 5,095     | 1,481      | 1,311     | 45,329      | 55,512    | 5,148       | 3,651   |
| April     | 6,410         | 4,688     | 1,485      | 1,324     | 38,325      | 43,886    | 5,156       | 3,179   |
| May       | 6,540         | 4,772     | 1,564      | 1,423     | 38,583      | 42,828    | 4,672       | 3,847   |
| June      | 6,219         | 4,756     | 1,474      | 1,492     | 37,171      | 53,390    | 5,274       | 4,406   |
| July      | 5,874         | 6,078     | 1,105      | 1,814     | 46,078      | 41,838    | 6,714       | 2,276   |
| August    | 6,007         | 5,736     | 1,511      | 1,545     | 30,223      | 39,768    | 4,046       | 3,119   |
| September | 5,561         | 5,237     | 1,242      | 1,466     | 41,590      | 39,493    | 2,190       | 2,235   |
| October   | 5,243         | 4,856     | 1,352      | 1,431     | 41,801      | 37,099    | 3,557       | 2,050   |
| November  | 5,245         | 4,732     | 1,292      | 1,258     | 42,842      | 38,599    | 2,849       | 1,750   |
| December  | 4,982         | 4,285     | 1,187      | 1,332     | 42,687      | 40,056    | 1,712       | 1,762   |
| Total     | 71,294        | 60,067    | 16,135     | 16,761    | 498,562     | 514,670   | 53,121      | 32,031  |
|           | Moncton       |           | Saint John |           | Sherbrooke  |           | Quebec      |         |
| January   | 7,998         | 11,199    | 14,031     | 16,551    | 7,368       | 6,336     | 49,005      | 61,033  |
| February  | 7,754         | 9,082     | 13,518     | 17,029    | 7,554       | 7,695     | 41,285      | 56,334  |
| March     | 8,387         | 10,644    | 16,221     | 20,341    | 6,735       | 9,441     | 46,902      | 51,662  |
| April     | 7,864         | 9,533     | 14,333     | 19,650    | 6,733       | 9,305     | 48,371      | 65,509  |
| May       | 7,820         | 9,296     | 16,221     | 19,062    | 5,751       | 9,459     | 51,355      | 63,750  |
| June      | 6,284         | 8,404     | 14,112     | 18,517    | 6,066       | 9,709     | 58,474      | 73,257  |
| July      | 8,678         | 9,048     | 16,551     | 19,020    | 9,164       | 10,137    | 80,092      | 81,523  |
| August    | 8,628         | 8,228     | 16,981     | 17,457    | 7,944       | 9,248     | 70,944      | 70,082  |
| September | 7,874         | 7,930     | 15,179     | 17,677    | 7,467       | 8,039     | 59,081      | 67,942  |
| October   | 8,430         | 7,626     | 15,878     | 17,171    | 7,808       | 10,151    | 60,555      | 63,039  |
| November  | 8,747         | 7,589     | 14,696     | 17,280    | 7,393       | 9,314     | 56,162      | 57,042  |
| December  | 9,157         | 7,829     | 16,068     | 17,725    | 7,500       | 9,833     | 67,002      | 67,961  |
| Total     | 97,521        | 106,408   | 183,789    | 217,481   | 87,443      | 109,357   | 689,228     | 779,134 |
|           | Three Rivers  |           | Montreal   |           | Ottawa-Hull |           | Kingston    |         |
| January   | 7,656         | 8,428     | 467,191    | 569,804   | 81,551      | 90,850    | 7,141       | 9,233   |
| February  | 5,895         | 9,068     | 441,786    | 554,493   | 79,860      | 93,353    | 6,377       | 9,168   |
| March     | 4,773         | 9,680     | 442,445    | 583,951   | 83,826      | 103,050   | 6,662       | 10,167  |
| April     | 5,804         | 10,090    | 466,242    | 583,541   | 80,273      | 90,133    | 8,767       | 10,987  |
| May       | 5,255         | 8,353     | 520,494    | 635,277   | 82,778      | 91,739    | 7,953       | 9,971   |
| June      | 7,125         | 8,860     | 540,621    | 627,258   | 79,854      | 89,393    | 6,073       | 9,504   |
| July      | 8,255         | 10,992    | 602,125    | 630,177   | 74,238      | 87,183    | 6,775       | 9,001   |
| August    | 10,501        | 9,638     | 578,586    | 637,050   | 74,848      | 88,419    | 6,911       | 8,982   |
| September | 10,134        | 9,435     | 559,579    | 591,475   | 81,201      | 90,012    | 6,849       | 8,735   |
| October   | 7,279         | 9,569     | 552,882    | 572,606   | 84,571      | 85,755    | 7,526       | 8,085   |
| November  | 7,035         | 8,743     | 550,480    | 581,605   | 86,676      | 86,888    | 7,530       | 7,828   |
| December  | 10,355        | 10,498    | 570,735    | 601,586   | 90,830      | 92,623    | 9,019       | 8,077   |
| Total     | 90,667        | 112,342   | 6,293,166  | 7,138,823 | 980,506     | 1,089,398 | 87,573      | 109,738 |
|           | Toronto       |           | Hamilton   |           | London      |           | Windsor     |         |
| January   | 394,120       | 481,320   | 44,741     | 55,043    | 19,072      | 26,030    | 50,088      | 59,338  |
| February  | 376,007       | 491,880   | 42,268     | 52,085    | 18,951      | 23,370    | 46,525      | 60,505  |
| March     | 446,273       | 534,302   | 45,654     | 61,424    | 21,829      | 24,914    | 51,018      | 66,030  |
| April     | 420,968       | 505,792   | 45,543     | 59,240    | 20,793      | 24,555    | 48,671      | 62,852  |
| May       | 443,785       | 526,012   | 45,907     | 59,203    | 20,649      | 24,091    | 50,263      | 62,615  |
| June      | 441,825       | 514,178   | 41,675     | 56,884    | 23,724      | 22,967    | 48,379      | 63,609  |
| July      | 429,949       | 478,752   | 42,224     | 50,802    | 19,322      | 22,552    | 51,054      | 63,687  |
| August    | 424,494       | 487,940   | 41,168     | 51,736    | 18,704      | 24,885    | 49,024      | 62,873  |
| September | 431,950       | 504,441   | 44,591     | 53,227    | 20,204      | 24,192    | 49,404      | 69,238  |
| October   | 446,005       | 507,132   | 47,831     | 54,376    | 21,613      | 23,473    | 53,468      | 69,773  |
| November  | 447,384       | 499,915   | 46,919     | 54,718    | 20,273      | 23,045    | 55,057      | 71,296  |
| December  | 476,727       | 491,418   | 53,459     | 53,055    | 23,581      | 23,591    | 60,251      | 77,197  |
| Total     | 5,179,487     | 6,023,091 | 541,989    | 661,753   | 248,715     | 288,256   | 613,222     | 789,013 |

Table 2.—Sales of Fluid Cream in Quarts—Concluded

Based on Distribution in Thirty-Two Markets of Canada by Months, 1943 and 1944

| Month     | Sudbury   |           | Ft. William and<br>Pt. Arthur |         | Winnipeg   |           | Portage la Prairie |           |
|-----------|-----------|-----------|-------------------------------|---------|------------|-----------|--------------------|-----------|
|           | 1943      | 1944      | 1943                          | 1944    | 1943       | 1944      | 1943               | 1944      |
|           | qt.       | qt.       | qt.                           | qt.     | qt.        | qt.       | qt.                | qt.       |
| January   | 10,640    | 10,839    | 18,975                        | 25,085  | 260,582    | 330,959   | 5,822              | 6,890     |
| February  | 8,922     | 12,601    | 15,202                        | 23,824  | 245,337    | 309,380   | 5,148              | 6,349     |
| March     | 10,598    | 10,920    | 21,847                        | 24,897  | 282,232    | 339,506   | 5,926              | 7,099     |
| April     | 10,382    | 10,709    | 22,843                        | 25,358  | 264,477    | 315,432   | 5,132              | 6,796     |
| May       | 10,406    | 11,534    | 24,808                        | 26,881  | 274,197    | 327,106   | 5,333              | 6,229     |
| June      | 10,410    | 12,058    | 19,915                        | 26,423  | 264,344    | 316,435   | 4,809              | 6,135     |
| July      | 10,483    | 11,750    | 23,388                        | 27,395  | 262,900    | 342,641   | 4,215              | 5,708     |
| August    | 12,040    | 12,581    | 24,180                        | 24,403  | 275,413    | 341,994   | 4,576              | 5,940     |
| September | 11,356    | 10,286    | 23,329                        | 28,485  | 266,222    | 324,271   | 5,151              | 5,900     |
| October   | 10,874    | 9,056     | 23,264                        | 27,623  | 291,987    | 327,521   | 5,645              | 5,482     |
| November  | 10,903    | 9,816     | 23,581                        | 21,149  | 297,306    | 322,377   | 6,276              | 5,266     |
| December  | 9,705     | 10,471    | 23,656                        | 22,291  | 321,770    | 328,423   | 6,936              | 5,396     |
| Total     | 127,719   | 133,521   | 264,988                       | 303,814 | 3,306,767  | 3,926,045 | 64,969             | 73,190    |
|           | Brandon   |           | Moose Jaw                     |         | Regina     |           | Prince Albert      |           |
| January   | 8,568     | 15,485    | 23,474                        | 26,719  | 55,652     | 69,530    | 12,743             | 14,598    |
| February  | 8,881     | 15,965    | 22,857                        | 26,364  | 52,906     | 70,011    | 11,908             | 14,326    |
| March     | 11,421    | 16,829    | 27,125                        | 28,911  | 64,101     | 74,304    | 13,556             | 15,628    |
| April     | 10,166    | 15,910    | 23,593                        | 26,026  | 61,095     | 69,428    | 13,534             | 14,551    |
| May       | 11,590    | 14,545    | 24,210                        | 26,099  | 60,641     | 68,023    | 13,175             | 14,841    |
| June      | 10,046    | 13,909    | 23,013                        | 25,568  | 55,914     | 64,729    | 12,214             | 14,526    |
| July      | 12,551    | 15,855    | 22,209                        | 24,938  | 55,433     | 65,436    | 12,723             | 15,929    |
| August    | 11,307    | 16,987    | 22,748                        | 28,179  | 51,990     | 65,750    | 13,852             | 16,425    |
| September | 13,821    | 13,643    | 23,043                        | 25,584  | 56,253     | 66,123    | 12,740             | 14,296    |
| October   | 14,664    | 13,096    | 24,429                        | 26,707  | 60,796     | 65,888    | 13,790             | 14,372    |
| November  | 14,327    | 12,836    | 25,236                        | 26,030  | 62,514     | 67,027    | 14,006             | 14,759    |
| December  | 14,002    | 14,282    | 25,316                        | 26,747  | 71,600     | 68,224    | 15,037             | 15,425    |
| Total     | 141,314   | 179,342   | 290,253                       | 316,972 | 711,565    | 815,379   | 159,278            | 179,676   |
|           | Saskatoon |           | Medicine Hat                  |         | Lethbridge |           | Calgary            |           |
| January   | 41,160    | 50,015    | 4,332                         | 6,363   | 10,740     | 12,644    | 85,206             | 101,276   |
| February  | 38,042    | 48,605    | 4,127                         | 6,073   | 9,914      | 13,080    | 73,446             | 99,404    |
| March     | 43,595    | 52,082    | 4,424                         | 6,527   | 11,152     | 13,708    | 86,617             | 105,048   |
| April     | 41,328    | 49,307    | 4,447                         | 6,036   | 9,743      | 13,253    | 81,654             | 102,556   |
| May       | 41,456    | 47,198    | 4,396                         | 5,965   | 10,854     | 13,740    | 85,004             | 99,288    |
| June      | 39,582    | 45,409    | 4,014                         | 5,761   | 9,185      | 12,535    | 80,897             | 96,980    |
| July      | 40,399    | 48,622    | 3,978                         | 5,988   | 10,008     | 12,158    | 84,736             | 116,458   |
| August    | 39,467    | 47,526    | 4,282                         | 5,848   | 9,924      | 12,713    | 83,971             | 116,556   |
| September | 41,071    | 44,957    | 4,351                         | 6,112   | 10,450     | 13,288    | 84,167             | 107,352   |
| October   | 46,267    | 47,382    | 5,589                         | 6,273   | 11,392     | 13,349    | 89,392             | 110,480   |
| November  | 45,830    | 47,526    | 5,443                         | 5,387   | 11,588     | 13,621    | 90,865             | 109,512   |
| December  | 50,660    | 48,282    | 6,426                         | 5,769   | 14,476     | 13,505    | 101,533            | 114,224   |
| Total     | 509,096   | 576,911   | 55,807                        | 72,092  | 129,226    | 157,594   | 1,027,428          | 1,279,732 |
|           | Edmonton  |           | Trail                         |         | Vancouver  |           | Victoria           |           |
| January   | 91,761    | 127,770   | 532                           | 456     | 224,805    | 355,652   | 31,909             | 48,940    |
| February  | 88,008    | 123,566   | 482                           | 490     | 214,159    | 360,747   | 23,785             | 53,003    |
| March     | 104,530   | 130,071   | 523                           | 513     | 252,470    | 384,004   | 28,693             | 55,480    |
| April     | 102,664   | 120,642   | 516                           | 524     | 256,451    | 363,576   | 28,481             | 51,495    |
| May       | 106,464   | 137,574   | 528                           | 525     | 271,365    | 375,084   | 39,009             | 53,701    |
| June      | 108,228   | 109,303   | 663                           | 469     | 262,651    | 381,218   | 37,927             | 49,928    |
| July      | 100,541   | 132,972   | 651                           | 262     | 270,693    | 380,512   | 40,806             | 52,187    |
| August    | 107,234   | 110,551   | 555                           | 236     | 264,928    | 392,829   | 38,990             | 53,529    |
| September | 109,024   | 112,204   | 403                           | 187     | 258,768    | 373,384   | 38,904             | 51,885    |
| October   | 122,810   | 117,810   | 270                           | 190     | 270,651    | 367,037   | 39,984             | 51,242    |
| November  | 122,318   | 123,215   | 313                           | 195     | 274,529    | 433,424   | 40,252             | 51,563    |
| December  | 129,044   | 126,127   | 435                           | 232     | 346,256    | 430,538   | 45,820             | 54,338    |
| Total     | 1,292,026 | 1,460,895 | 5,571                         | 4,279   | 3,167,626  | 4,598,005 | 434,530            | 627,291   |



Table 3.—Total Sales Value of Fluid Milk in Dollars

Based on Distribution in Thirty-Two Markets of Canada by Months, 1943 and 1944

| Month          | Charlottetown |            | Summerside |            | Halifax     |           | Sydney Area |           |
|----------------|---------------|------------|------------|------------|-------------|-----------|-------------|-----------|
|                | 1943          | 1944       | 1943       | 1944       | 1943        | 1944      | 1943        | 1944      |
|                | \$            | \$         | \$         | \$         | \$          | \$        | \$          | \$        |
| January.....   | 12,599        | 16,784     | 5,111      | 8,024      | 109,315     | 111,940   | 57,664      | 70,961    |
| February.....  | 12,609        | 15,114     | 4,808      | 7,504      | 108,457     | 112,445   | 55,968      | 70,647    |
| March.....     | 14,751        | 17,074     | 5,526      | 7,830      | 122,760     | 132,501   | 82,177      | 77,577    |
| April.....     | 17,512        | 15,451     | 5,109      | 7,984      | 109,533     | 115,619   | 64,015      | 78,122    |
| May.....       | 17,063        | 16,506     | 5,628      | 8,131      | 125,878     | 122,075   | 69,256      | 86,011    |
| June.....      | 15,447        | 16,615     | 5,849      | 7,937      | 127,102     | 119,696   | 69,277      | 80,512    |
| July.....      | 15,431        | 17,194     | 6,810      | 8,346      | 129,360     | 123,117   | 73,724      | 84,327    |
| August.....    | 16,204        | 17,796     | 6,660      | 8,208      | 124,579     | 125,780   | 73,110      | 82,803    |
| September..... | 14,872        | 16,825     | 6,985      | 7,710      | 117,768     | 130,082   | 79,464      | 80,632    |
| October.....   | 15,066        | 16,820     | 7,694      | 8,150      | 111,358     | 129,864   | 73,274      | 80,448    |
| November.....  | 15,937        | 18,037     | 7,739      | 7,970      | 103,684     | 132,696   | 63,760      | 73,689    |
| December.....  | 16,815        | 17,700     | 7,596      | 5,481      | 110,116     | 114,995   | 72,525      | 76,268    |
| Total.....     | 184,306       | 201,916    | 75,515     | 93,284     | 1,399,010   | 1,470,900 | 814,214     | 941,997   |
|                | Moncton       |            | Saint John |            | Sherbrooke  |           | Quebec      |           |
| January.....   | 38,634        | 46,667     | 76,614     | 81,237     | 30,116      | 38,172    | 163,552     | 183,187   |
| February.....  | 39,688        | 45,038     | 73,962     | 81,082     | 30,641      | 42,672    | 158,027     | 191,001   |
| March.....     | 46,073        | 50,997     | 88,713     | 90,314     | 33,851      | 43,861    | 178,066     | 207,904   |
| April.....     | 45,895        | 45,450     | 87,266     | 81,942     | 33,988      | 42,398    | 181,721     | 188,443   |
| May.....       | 47,184        | 46,735     | 90,752     | 84,181     | 34,605      | 43,821    | 184,795     | 197,080   |
| June.....      | 42,569        | 45,390     | 84,955     | 81,513     | 42,480      | 42,177    | 180,744     | 193,720   |
| July.....      | 41,122        | 43,527     | 91,014     | 85,207     | 34,210      | 42,346    | 185,714     | 193,271   |
| August.....    | 44,277        | 45,966     | 84,892     | 80,217     | 33,743      | 42,804    | 179,361     | 194,111   |
| September..... | 45,078        | 45,628     | 82,572     | 79,200     | 37,322      | 40,616    | 175,830     | 192,865   |
| October.....   | 45,677        | 46,681     | 84,075     | 102,533    | 40,055      | 45,433    | 181,540     | 196,312   |
| November.....  | 45,738        | 45,941     | 80,613     | 102,753    | 39,119      | 44,133    | 181,867     | 188,425   |
| December.....  | 47,729        | 50,521     | 75,509     | 103,127    | 39,139      | 44,954    | 188,652     | 197,645   |
| Total.....     | 529,634       | 558,461    | 1,002,137  | 1,053,306  | 429,269     | 513,477   | 2,140,769   | 2,324,024 |
|                | Three Rivers  |            | Montreal   |            | Ottawa-Hull |           | Kingston    |           |
| January.....   | 35,359        | 45,192     | 1,005,483  | 1,160,255  | 220,433     | 264,378   | 55,657      | 57,022    |
| February.....  | 39,754        | 47,378     | 989,283    | 1,131,903  | 226,238     | 260,738   | 53,042      | 59,716    |
| March.....     | 43,745        | 49,703     | 1,079,477  | 1,169,506  | 257,871     | 263,305   | 57,634      | 61,504    |
| April.....     | 42,189        | 45,899     | 1,069,366  | 1,123,265  | 249,177     | 264,653   | 54,084      | 59,633    |
| May.....       | 42,614        | 47,028     | 1,102,096  | 1,183,377  | 249,198     | 279,292   | 57,596      | 62,283    |
| June.....      | 34,097        | 40,823     | 1,085,328  | 1,155,790  | 245,495     | 268,472   | 55,605      | 61,578    |
| July.....      | 45,942        | 47,870     | 1,080,327  | 1,120,227  | 243,208     | 265,887   | 60,816      | 63,242    |
| August.....    | 45,053        | 49,519     | 1,067,593  | 1,182,568  | 235,559     | 276,289   | 58,997      | 64,133    |
| September..... | 44,088        | 47,366     | 1,078,782  | 1,107,023  | 235,091     | 269,779   | 56,091      | 60,215    |
| October.....   | 46,100        | 50,217     | 1,115,916  | 1,137,095  | 261,046     | 270,625   | 59,116      | 67,502    |
| November.....  | 45,521        | 49,241     | 1,109,217  | 1,131,498  | 268,803     | 274,382   | 60,618      | 66,292    |
| December.....  | 46,053        | 49,583     | 1,130,302  | 1,132,331  | 275,063     | 277,418   | 56,962      | 63,851    |
| Total.....     | 511,415       | 575,749    | 12,919,770 | 13,735,738 | 2,068,172   | 3,261,308 | 687,408     | 746,971   |
|                | Toronto       |            | Hamilton   |            | London      |           | Windsor     |           |
| January.....   | 1,068,505     | 1,178,047  | 225,042    | 251,957    | 87,804      | 109,124   | 161,264     | 172,644   |
| February.....  | 1,027,241     | 1,119,291  | 213,817    | 247,867    | 87,547      | 109,637   | 146,480     | 169,085   |
| March.....     | 1,153,713     | 1,153,833  | 243,563    | 284,361    | 95,598      | 111,378   | 170,754     | 182,061   |
| April.....     | 1,117,243     | 1,130,405  | 235,140    | 246,643    | 94,634      | 107,312   | 163,191     | 169,548   |
| May.....       | 1,142,294     | 1,188,251  | 244,693    | 259,851    | 95,587      | 111,046   | 166,891     | 183,370   |
| June.....      | 1,138,366     | 1,159,721  | 238,703    | 257,347    | 90,556      | 108,849   | 179,599     | 185,048   |
| July.....      | 1,097,392     | 1,045,063  | 240,127    | 254,294    | 102,095     | 109,699   | 185,723     | 188,039   |
| August.....    | 1,096,399     | 1,079,689  | 238,512    | 250,124    | 104,852     | 111,775   | 177,152     | 190,823   |
| September..... | 1,173,397     | 1,112,384  | 229,806    | 245,277    | 101,195     | 105,401   | 170,425     | 183,797   |
| October.....   | 1,155,994     | 1,175,693  | 245,539    | 253,996    | 98,734      | 116,045   | 173,874     | 193,029   |
| November.....  | 1,137,739     | 1,171,481  | 233,738    | 266,463    | 100,405     | 108,448   | 165,891     | 193,608   |
| December.....  | 1,149,296     | 1,118,212  | 245,951    | 239,927    | 102,954     | 104,623   | 173,944     | 179,881   |
| Total.....     | 13,457,579    | 13,632,950 | 2,835,537  | 3,038,107  | 1,170,961   | 1,313,337 | 2,035,188   | 2,191,833 |



Table 3.—Total Sales Value of Fluid Milk in Dollars—Concluded

Based on Distribution in Thirty-Two Markets of Canada by Months, 1943 and 1944

| Month          | Sudbury   |           | Ft. William and<br>Pt. Arthur |         | Winnipeg   |           | Portage la Prairie |           |
|----------------|-----------|-----------|-------------------------------|---------|------------|-----------|--------------------|-----------|
|                | 1943      | 1944      | 1943                          | 1944    | 1943       | 1944      | 1943               | 1944      |
|                | \$        | \$        | \$                            | \$      | \$         | \$        | \$                 | \$        |
| January.....   | 48,802    | 59,965    | 64,896                        | 73,975  | 344,034    | 364,376   | 7,991              | 9,166     |
| February.....  | 47,022    | 59,814    | 62,976                        | 72,378  | 330,017    | 352,639   | 7,883              | 9,292     |
| March.....     | 52,456    | 63,717    | 78,281                        | 78,243  | 373,368    | 378,048   | 8,605              | 9,902     |
| April.....     | 55,413    | 59,781    | 74,368                        | 75,020  | 357,473    | 358,361   | 7,950              | 9,754     |
| May.....       | 53,782    | 62,775    | 72,626                        | 76,870  | 361,198    | 376,525   | 8,431              | 10,126    |
| June.....      | 52,429    | 60,463    | 67,645                        | 74,766  | 352,795    | 364,925   | 8,408              | 9,329     |
| July.....      | 54,338    | 59,879    | 69,146                        | 76,533  | 369,330    | 367,833   | 8,656              | 9,735     |
| August.....    | 53,912    | 60,692    | 69,044                        | 75,294  | 358,337    | 363,054   | 8,701              | 9,482     |
| September..... | 52,704    | 56,615    | 67,816                        | 74,449  | 342,740    | 346,900   | 8,544              | 9,108     |
| October.....   | 57,634    | 59,312    | 67,110                        | 74,219  | 364,592    | 364,729   | 9,374              | 9,399     |
| November.....  | 51,561    | 58,143    | 69,304                        | 74,977  | 355,356    | 360,366   | 8,954              | 9,021     |
| December.....  | 59,336    | 61,073    | 69,497                        | 72,163  | 357,449    | 360,190   | 8,630              | 8,377     |
| Total.....     | 639,489   | 722,229   | 830,609                       | 899,487 | 4,206,689  | 4,357,946 | 102,187            | 112,691   |
|                | Brandon   |           | Moose Jaw                     |         | Regina     |           | Prince Albert      |           |
| January.....   | 15,976    | 21,829    | 27,880                        | 32,251  | 67,005     | 74,014    | 15,208             | 18,669    |
| February.....  | 18,363    | 22,481    | 27,989                        | 31,379  | 65,877     | 73,265    | 15,233             | 18,496    |
| March.....     | 21,713    | 23,379    | 32,902                        | 33,473  | 75,935     | 78,829    | 17,414             | 19,344    |
| April.....     | 22,428    | 33,094    | 32,472                        | 31,474  | 72,084     | 73,280    | 17,824             | 18,402    |
| May.....       | 24,078    | 35,704    | 31,834                        | 33,052  | 72,369     | 74,989    | 16,951             | 19,755    |
| June.....      | 24,277    | 33,189    | 31,066                        | 30,794  | 67,820     | 70,267    | 16,569             | 19,188    |
| July.....      | 25,883    | 23,046    | 32,080                        | 31,068  | 69,385     | 73,156    | 18,444             | 20,259    |
| August.....    | 24,966    | 22,215    | 30,031                        | 29,316  | 66,079     | 67,716    | 18,537             | 19,401    |
| September..... | 22,979    | 19,369    | 29,548                        | 28,621  | 64,187     | 66,286    | 16,342             | 17,110    |
| October.....   | 22,596    | 20,737    | 30,631                        | 29,500  | 69,621     | 73,366    | 17,377             | 18,431    |
| November.....  | 21,674    | 29,136    | 31,885                        | 28,327  | 71,181     | 73,406    | 17,416             | 20,092    |
| December.....  | 29,008    | 28,694    | 32,951                        | 27,685  | 73,206     | 74,352    | 17,792             | 20,612    |
| Total.....     | 273,941   | 312,873   | 371,209                       | 366,940 | 634,749    | 672,926   | 205,107            | 229,759   |
|                | Saskatoon |           | Medicine Hat                  |         | Lothbridge |           | Calgary            |           |
| January.....   | 52,121    | 65,090    | 11,653                        | 15,538  | 33,526     | 41,046    | 115,538            | 146,281   |
| February.....  | 54,953    | 64,415    | 11,411                        | 15,207  | 32,562     | 39,381    | 119,276            | 149,406   |
| March.....     | 58,592    | 68,191    | 13,063                        | 18,425  | 38,265     | 40,565    | 138,707            | 150,800   |
| April.....     | 59,564    | 64,750    | 13,881                        | 16,648  | 38,214     | 38,344    | 136,310            | 144,581   |
| May.....       | 61,772    | 65,332    | 14,798                        | 17,748  | 40,367     | 39,572    | 142,214            | 150,516   |
| June.....      | 62,194    | 62,072    | 14,905                        | 17,411  | 36,729     | 37,659    | 136,490            | 148,111   |
| July.....      | 62,940    | 64,188    | 16,717                        | 17,943  | 39,142     | 34,466    | 143,657            | 146,518   |
| August.....    | 57,610    | 62,166    | 17,282                        | 17,649  | 43,129     | 30,033    | 136,800            | 137,441   |
| September..... | 55,852    | 61,755    | 15,635                        | 16,201  | 40,862     | 30,436    | 133,444            | 133,232   |
| October.....   | 63,168    | 68,466    | 15,634                        | 15,668  | 42,911     | 31,505    | 142,928            | 143,694   |
| November.....  | 62,402    | 67,447    | 14,971                        | 14,163  | 43,140     | 32,781    | 140,174            | 141,618   |
| December.....  | 63,602    | 67,357    | 15,251                        | 15,101  | 43,432     | 33,844    | 142,881            | 142,799   |
| Total.....     | 709,570   | 781,229   | 175,192                       | 197,702 | 472,279    | 429,632   | 1,628,398          | 1,725,997 |
|                | Edmonton  |           | Trail                         |         | Vancouver  |           | Victoria           |           |
| January.....   | 110,190   | 134,154   | 13,246                        | 14,366  | 312,320    | 343,902   | 90,360             | 108,837   |
| February.....  | 115,498   | 131,814   | 12,148                        | 13,969  | 299,272    | 350,152   | 88,222             | 105,785   |
| March.....     | 128,554   | 138,802   | 13,249                        | 14,067  | 372,377    | 384,165   | 103,886            | 112,265   |
| April.....     | 139,023   | 132,773   | 13,125                        | 13,831  | 382,267    | 362,826   | 102,762            | 100,608   |
| May.....       | 144,636   | 139,045   | 14,338                        | 14,711  | 425,367    | 384,141   | 106,345            | 105,560   |
| June.....      | 137,242   | 141,990   | 13,641                        | 14,073  | 392,316    | 391,973   | 105,826            | 106,713   |
| July.....      | 139,065   | 132,454   | 13,600                        | 13,209  | 359,589    | 376,468   | 112,009            | 107,555   |
| August.....    | 136,223   | 131,575   | 13,103                        | 12,917  | 361,471    | 377,639   | 108,580            | 105,907   |
| September..... | 134,548   | 131,540   | 13,329                        | 13,567  | 360,910    | 372,422   | 97,268             | 104,517   |
| October.....   | 148,806   | 138,614   | 14,617                        | 13,343  | 358,255    | 374,358   | 108,509            | 108,568   |
| November.....  | 142,774   | 135,570   | 13,752                        | 14,056  | 347,847    | 351,593   | 102,598            | 106,051   |
| December.....  | 151,140   | 138,336   | 12,870                        | 13,809  | 344,364    | 353,097   | 104,923            | 105,712   |
| Total.....     | 1,634,299 | 1,626,676 | 161,108                       | 165,948 | 4,316,240  | 4,412,740 | 1,231,058          | 1,297,078 |

Table 4.—Total Sales Value of Fluid Cream in Dollars

Based on Distribution in Thirty-Two Markets of Canada by Months, 1943 and 1944

| Month          | Charlottetown |           | Summerside |           | Halifax     |         | Sydney Area |         |
|----------------|---------------|-----------|------------|-----------|-------------|---------|-------------|---------|
|                | 1943          | 1944      | 1943       | 1944      | 1943        | 1944    | 1943        | 1944    |
|                | \$            | \$        | \$         | \$        | \$          | \$      | \$          | \$      |
| January.....   | 2,160         | 1,831     | 630        | 511       | 11,536      | 13,353  | 3,117       | 565     |
| February.....  | 2,122         | 1,709     | 575        | 617       | 10,110      | 12,142  | 2,580       | 1,245   |
| March.....     | 2,374         | 1,865     | 725        | 648       | 11,600      | 15,595  | 2,468       | 1,665   |
| April.....     | 2,370         | 1,735     | 725        | 652       | 11,148      | 12,655  | 2,462       | 1,466   |
| May.....       | 2,413         | 1,753     | 765        | 692       | 10,176      | 12,770  | 2,242       | 1,769   |
| June.....      | 2,332         | 1,737     | 729        | 717       | 9,569       | 15,735  | 2,578       | 2,014   |
| July.....      | 2,152         | 2,224     | 545        | 874       | 12,063      | 13,326  | 3,300       | 1,084   |
| August.....    | 2,221         | 2,181     | 751        | 744       | 10,326      | 12,330  | 1,979       | 1,455   |
| September..... | 2,028         | 1,912     | 613        | 706       | 11,566      | 12,521  | 1,052       | 979     |
| October.....   | 1,908         | 1,811     | 661        | 687       | 11,835      | 12,059  | 1,562       | 999     |
| November.....  | 1,903         | 1,719     | 632        | 591       | 11,832      | 11,777  | 1,390       | 815     |
| December.....  | 1,834         | 1,557     | 563        | 642       | 12,471      | 12,300  | 848         | 821     |
| Total.....     | 25,817        | 22,034    | 7,914      | 8,081     | 134,241     | 156,563 | 25,578      | 14,877  |
|                | Moncton       |           | Saint John |           | Sherbrooke  |         | Quebec      |         |
| January.....   | 3,365         | 4,871     | 6,734      | 7,302     | 3,212       | 2,513   | 17,650      | 22,831  |
| February.....  | 3,320         | 3,770     | 6,238      | 7,838     | 3,233       | 2,950   | 14,457      | 21,168  |
| March.....     | 3,532         | 4,396     | 7,466      | 9,307     | 2,810       | 3,620   | 17,022      | 19,038  |
| April.....     | 3,325         | 3,961     | 6,646      | 8,086     | 2,808       | 3,634   | 17,880      | 24,161  |
| May.....       | 3,309         | 3,861     | 7,697      | 8,647     | 2,416       | 3,707   | 18,822      | 23,641  |
| June.....      | 2,652         | 3,500     | 6,875      | 8,449     | 2,671       | 3,820   | 22,086      | 27,242  |
| July.....      | 3,651         | 3,796     | 7,560      | 8,610     | 3,751       | 3,979   | 29,511      | 30,297  |
| August.....    | 3,826         | 3,420     | 7,830      | 7,997     | 3,126       | 3,633   | 25,716      | 25,940  |
| September..... | 3,283         | 3,272     | 7,016      | 8,046     | 3,059       | 3,342   | 21,826      | 24,983  |
| October.....   | 3,502         | 3,185     | 6,943      | 7,852     | 3,198       | 4,141   | 22,356      | 23,260  |
| November.....  | 3,815         | 3,170     | 6,754      | 8,051     | 3,044       | 3,569   | 20,710      | 21,056  |
| December.....  | 4,202         | 3,283     | 7,055      | 8,266     | 3,068       | 3,799   | 24,321      | 26,348  |
| Total.....     | 41,782        | 44,485    | 84,814     | 99,251    | 36,396      | 42,707  | 252,357     | 289,965 |
|                | Three Rivers  |           | Montreal   |           | Ottawa-Hull |         | Kingston    |         |
| January.....   | 3,603         | 3,590     | 180,945    | 208,878   | 37,895      | 41,751  | 4,395       | 4,424   |
| February.....  | 2,692         | 3,832     | 164,521    | 200,243   | 35,012      | 42,539  | 3,344       | 4,417   |
| March.....     | 2,069         | 4,113     | 164,525    | 213,056   | 38,701      | 47,257  | 3,513       | 4,518   |
| April.....     | 2,518         | 3,842     | 168,013    | 204,497   | 36,765      | 42,725  | 4,172       | 4,819   |
| May.....       | 2,296         | 3,568     | 193,934    | 237,453   | 38,165      | 42,936  | 3,852       | 4,711   |
| June.....      | 2,924         | 3,711     | 203,454    | 232,832   | 34,797      | 41,665  | 3,033       | 4,566   |
| July.....      | 3,621         | 4,449     | 225,022    | 233,876   | 34,676      | 41,390  | 3,374       | 4,384   |
| August.....    | 4,483         | 3,969     | 211,482    | 236,293   | 34,670      | 41,859  | 3,414       | 4,287   |
| September..... | 4,350         | 3,872     | 201,270    | 219,419   | 37,378      | 42,373  | 3,407       | 4,242   |
| October.....   | 3,151         | 3,966     | 198,536    | 211,827   | 38,862      | 40,727  | 3,777       | 3,870   |
| November.....  | 3,277         | 3,698     | 196,416    | 215,684   | 39,392      | 41,140  | 3,780       | 3,760   |
| December.....  | 4,473         | 4,300     | 203,184    | 223,096   | 41,988      | 43,348  | 4,375       | 3,980   |
| Total.....     | 39,457        | 46,880    | 2,311,302  | 2,637,154 | 449,191     | 509,710 | 44,436      | 51,987  |
|                | Toronto       |           | Hamilton   |           | London      |         | Windsor     |         |
| January.....   | 180,746       | 202,128   | 19,891     | 23,903    | 10,307      | 12,765  | 20,328      | 24,562  |
| February.....  | 174,953       | 210,093   | 18,552     | 23,146    | 10,274      | 11,309  | 18,853      | 24,925  |
| March.....     | 196,375       | 228,271   | 19,631     | 26,230    | 11,803      | 12,537  | 20,626      | 27,519  |
| April.....     | 186,921       | 217,842   | 18,595     | 25,643    | 10,168      | 12,102  | 19,939      | 26,180  |
| May.....       | 210,190       | 226,824   | 20,239     | 25,360    | 10,125      | 11,900  | 20,305      | 26,173  |
| June.....      | 195,461       | 220,913   | 18,065     | 24,726    | 11,663      | 11,419  | 19,889      | 26,717  |
| July.....      | 188,825       | 204,694   | 18,110     | 22,742    | 9,463       | 11,181  | 22,145      | 26,774  |
| August.....    | 185,722       | 208,330   | 18,058     | 23,035    | 9,063       | 11,810  | 20,145      | 26,306  |
| September..... | 200,227       | 216,464   | 19,160     | 24,013    | 9,683       | 11,455  | 20,732      | 29,145  |
| October.....   | 218,299       | 217,459   | 20,504     | 24,619    | 10,352      | 11,136  | 21,342      | 29,240  |
| November.....  | 218,762       | 216,778   | 20,447     | 24,731    | 9,942       | 11,883  | 22,432      | 29,609  |
| December.....  | 210,559       | 214,461   | 23,363     | 23,891    | 11,411      | 11,409  | 24,038      | 32,239  |
| Total.....     | 2,373,040     | 2,584,263 | 235,615    | 292,039   | 124,254     | 140,906 | 250,745     | 329,389 |

Table 4.—Total Sales Value of Fluid Cream in Dollars—Concluded

Based on Distribution in Thirty-Two Markets of Canada by Months, 1943 and 1944

| Month     | Sudbury   |         | Ft. William and<br>Pt. Arthur |         | Winnipeg   |           | Portage la Prairie |         |
|-----------|-----------|---------|-------------------------------|---------|------------|-----------|--------------------|---------|
|           | 1943      | 1944    | 1943                          | 1944    | 1943       | 1944      | 1943               | 1944    |
|           | \$        | \$      | \$                            | \$      | \$         | \$        | \$                 | \$      |
| January   | 4,669     | 4,841   | 7,800                         | 12,722  | 76,872     | 98,216    | 1,672              | 2,036   |
| February  | 4,394     | 4,962   | 7,630                         | 12,229  | 72,180     | 92,046    | 1,304              | 1,818   |
| March     | 4,595     | 5,369   | 10,924                        | 12,766  | 83,077     | 100,023   | 1,747              | 2,098   |
| April     | 4,542     | 5,249   | 11,244                        | 12,916  | 77,925     | 93,447    | 1,457              | 1,900   |
| May       | 4,651     | 5,845   | 12,014                        | 13,024  | 80,888     | 93,496    | 1,479              | 1,839   |
| June      | 4,668     | 5,605   | 9,853                         | 12,430  | 77,732     | 93,605    | 1,312              | 1,826   |
| July      | 5,472     | 5,535   | 10,189                        | 13,051  | 77,462     | 101,705   | 1,163              | 1,827   |
| August    | 6,452     | 6,162   | 11,410                        | 12,387  | 81,516     | 101,878   | 1,332              | 1,842   |
| September | 4,964     | 5,328   | 11,168                        | 13,917  | 78,610     | 96,171    | 1,620              | 1,803   |
| October   | 4,995     | 5,192   | 10,557                        | 13,200  | 86,136     | 96,839    | 1,527              | 1,599   |
| November  | 5,054     | 5,122   | 11,102                        | 10,589  | 87,657     | 94,381    | 1,848              | 1,533   |
| December  | 4,468     | 5,660   | 11,341                        | 11,123  | 95,323     | 95,765    | 2,126              | 1,567   |
| Total     | 58,924    | 64,870  | 125,232                       | 150,354 | 975,368    | 1,157,632 | 18,647             | 21,708  |
|           | Brandon   |         | Moose Jaw                     |         | Regina     |           | Prince Albert      |         |
| January   | 2,789     | 4,931   | 6,076                         | 8,554   | 18,011     | 23,716    | 4,051              | 5,269   |
| February  | 2,895     | 4,946   | 6,807                         | 8,531   | 16,899     | 23,871    | 3,995              | 5,178   |
| March     | 3,638     | 5,258   | 8,079                         | 9,025   | 20,983     | 25,286    | 4,502              | 5,062   |
| April     | 3,362     | 4,830   | 7,139                         | 8,310   | 19,691     | 23,666    | 4,503              | 5,261   |
| May       | 3,839     | 4,729   | 7,297                         | 8,407   | 19,616     | 23,477    | 4,421              | 6,377   |
| June      | 3,200     | 4,324   | 6,856                         | 8,250   | 18,132     | 22,044    | 4,061              | 5,358   |
| July      | 4,089     | 5,124   | 6,834                         | 7,972   | 16,214     | 22,459    | 4,194              | 5,779   |
| August    | 3,826     | 5,430   | 6,893                         | 8,219   | 17,832     | 22,582    | 4,571              | 5,901   |
| September | 4,399     | 4,807   | 7,010                         | 8,301   | 18,168     | 22,237    | 3,886              | 5,134   |
| October   | 4,686     | 4,388   | 7,399                         | 7,990   | 19,593     | 21,751    | 4,542              | 5,165   |
| November  | 4,482     | 3,959   | 7,659                         | 7,752   | 20,077     | 21,974    | 4,634              | 5,277   |
| December  | 4,420     | 4,610   | 8,554                         | 7,095   | 23,068     | 22,171    | 5,066              | 5,498   |
| Total     | 45,625    | 57,337  | 87,503                        | 99,306  | 228,384    | 275,234   | 52,366             | 65,859  |
|           | Saskatoon |         | Medicine Hat                  |         | Lethbridge |           | Calgary            |         |
| January   | 13,525    | 17,493  | 1,304                         | 2,248   | 3,508      | 4,275     | 28,515             | 34,950  |
| February  | 12,457    | 15,542  | 1,264                         | 2,155   | 3,329      | 4,378     | 25,992             | 33,798  |
| March     | 14,195    | 18,085  | 1,354                         | 2,292   | 3,733      | 4,594     | 29,100             | 35,964  |
| April     | 13,649    | 17,112  | 1,486                         | 2,149   | 3,266      | 4,452     | 27,288             | 34,733  |
| May       | 13,533    | 16,428  | 1,600                         | 2,121   | 3,570      | 4,628     | 28,689             | 34,186  |
| June      | 12,480    | 15,788  | 1,373                         | 2,040   | 3,147      | 4,229     | 27,208             | 32,941  |
| July      | 15,881    | 16,797  | 1,419                         | 2,127   | 3,428      | 4,255     | 32,021             | 39,800  |
| August    | 12,995    | 16,608  | 1,526                         | 2,099   | 3,304      | 4,403     | 28,238             | 39,795  |
| September | 13,539    | 15,400  | 1,648                         | 2,082   | 3,492      | 3,973     | 28,631             | 35,853  |
| October   | 15,144    | 16,123  | 2,077                         | 2,116   | 3,073      | 3,957     | 30,260             | 34,087  |
| November  | 15,268    | 16,089  | 1,890                         | 1,917   | 3,907      | 4,033     | 30,714             | 33,764  |
| December  | 16,551    | 16,307  | 2,250                         | 2,026   | 4,885      | 4,017     | 34,595             | 35,385  |
| Total     | 169,256   | 197,862 | 19,191                        | 25,372  | 43,242     | 51,194    | 351,291            | 425,316 |
|           | Edmonton  |         | Trail                         |         | Vancouver  |           | Victoria           |         |
| January   | 29,824    | 42,078  | 304                           | 233     | 73,085     | 115,569   | 10,564             | 16,216  |
| February  | 29,212    | 41,237  | 274                           | 254     | 70,865     | 113,039   | 8,338              | 16,531  |
| March     | 34,407    | 43,216  | 296                           | 200     | 79,999     | 122,427   | 10,231             | 18,312  |
| April     | 33,829    | 40,049  | 291                           | 257     | 82,655     | 114,664   | 10,098             | 17,019  |
| May       | 35,190    | 39,434  | 302                           | 287     | 87,792     | 120,251   | 12,709             | 16,826  |
| June      | 36,075    | 37,678  | 325                           | 254     | 84,825     | 124,220   | 12,939             | 17,118  |
| July      | 32,823    | 45,467  | 323                           | 130     | 87,467     | 122,902   | 13,881             | 17,823  |
| August    | 36,123    | 42,162  | 269                           | 124     | 86,151     | 128,485   | 13,760             | 18,125  |
| September | 36,564    | 36,798  | 202                           | 94      | 83,818     | 120,286   | 13,085             | 16,739  |
| October   | 39,626    | 35,765  | 138                           | 97      | 87,641     | 117,702   | 13,314             | 16,459  |
| November  | 40,886    | 37,126  | 160                           | 100     | 87,651     | 131,878   | 13,332             | 16,927  |
| December  | 42,987    | 38,183  | 230                           | 121     | 108,725    | 136,049   | 15,275             | 17,607  |
| Total     | 427,546   | 479,193 | 3,114                         | 2,217   | 1,020,374  | 1,464,472 | 147,578            | 205,702 |

Table 5.—Average Sales Value of Fluid Milk in Cents Per Quart

Based on Distribution in Thirty-Two Cities of Canada by Months, 1943 and 1944

| Months    | Charlottetown |       | Summerside |       | Halifax     |       | Sydney Area |       |
|-----------|---------------|-------|------------|-------|-------------|-------|-------------|-------|
|           | 1943          | 1944  | 1943       | 1944  | 1943        | 1944  | 1943        | 1944  |
|           | cents         | cents | cents      | cents | cents       | cents | cents       | cents |
| January   | 8-27          | 8-39  | 8-17       | 8-72  | 10-11       | 10-63 | 10-83       | 11-46 |
| February  | 8-25          | 8-49  | 8-15       | 8-73  | 10-24       | 10-43 | 10-77       | 11-55 |
| March     | 8-33          | 8-34  | 8-20       | 8-54  | 10-24       | 10-69 | 10-75       | 11-45 |
| April     | 9-37          | 8-45  | 8-12       | 8-69  | 10-27       | 10-58 | 10-74       | 11-43 |
| May       | 8-54          | 8-29  | 8-20       | 8-70  | 10-30       | 10-61 | 10-77       | 11-47 |
| June      | 8-10          | 8-14  | 8-13       | 8-69  | 10-98       | 10-61 | 10-68       | 11-33 |
| July      | 7-84          | 8-84  | 7-99       | 8-66  | 9-95        | 10-65 | 11-13       | 11-55 |
| August    | 8-25          | 8-25  | 7-90       | 8-66  | 10-31       | 10-79 | 10-76       | 11-47 |
| September | 8-21          | 8-18  | 8-67       | 8-67  | 10-27       | 10-72 | 10-74       | 11-44 |
| October   | 8-16          | 8-12  | 8-68       | 8-95  | 9-98        | 10-71 | 10-66       | 11-39 |
| November  | 8-27          | 8-37  | 8-68       | 8-71  | 9-23        | 10-72 | 10-76       | 11-47 |
| December  | 8-21          | 8-85  | 8-69       | 8-84  | 10-57       | 10-78 | 11-93       | 11-53 |
| Average   | 8-32          | 8-39  | 8-33       | 8-71  | 10-20       | 10-66 | 10-87       | 11-46 |
|           | Moncton       |       | Saint John |       | Sherbrooke  |       | Quebec      |       |
| January   | 9-69          | 9-76  | 9-14       | 8-87  | 8-57        | 8-76  | 9-38        | 9-37  |
| February  | 9-74          | 9-66  | 9-13       | 8-90  | 8-52        | 8-68  | 9-42        | 9-79  |
| March     | 9-70          | 9-78  | 9-11       | 8-91  | 8-72        | 8-68  | 9-39        | 9-91  |
| April     | 9-75          | 9-73  | 8-86       | 8-83  | 8-56        | 8-64  | 9-40        | 9-32  |
| May       | 9-76          | 9-74  | 9-04       | 8-81  | 8-67        | 8-63  | 9-41        | 9-30  |
| June      | 9-75          | 9-74  | 8-89       | 8-84  | 8-56        | 8-65  | 9-31        | 9-32  |
| July      | 9-55          | 9-72  | 9-60       | 8-89  | 8-68        | 8-63  | 9-20        | 9-22  |
| August    | 9-66          | 9-63  | 8-97       | 8-73  | 8-69        | 8-61  | 9-35        | 9-20  |
| September | 9-81          | 9-69  | 8-92       | 8-35  | 8-71        | 8-61  | 9-29        | 9-25  |
| October   | 9-70          | 9-70  | 9-48       | 8-34  | 8-66        | 8-91  | 9-21        | 9-15  |
| November  | 9-98          | 9-67  | 8-54       | 8-39  | 8-89        | 9-10  | 9-25        | 9-07  |
| December  | 9-75          | 10-46 | 8-64       | 8-37  | 8-71        | 9-05  | 9-27        | 9-15  |
| Average   | 9-74          | 9-77  | 9-02       | 8-66  | 8-65        | 8-75  | 9-32        | 9-34  |
|           | Three Rivers  |       | Montreal   |       | Ottawa-Hull |       | Kingston    |       |
| January   | 8-48          | 9-14  | 9-69       | 9-72  | 9-74        | 9-72  | 9-78        | 9-43  |
| February  | 8-57          | 8-76  | 9-58       | 9-62  | 9-71        | 9-76  | 9-25        | 9-67  |
| March     | 8-48          | 8-68  | 9-48       | 9-44  | 9-51        | 9-72  | 9-57        | 9-65  |
| April     | 8-44          | 8-62  | 9-54       | 9-50  | 9-64        | 9-79  | 9-43        | 9-58  |
| May       | 8-49          | 8-67  | 9-41       | 9-47  | 10-06       | 9-82  | 9-37        | 9-56  |
| June      | 8-65          | 8-64  | 9-40       | 9-51  | 9-70        | 9-80  | 9-11        | 9-84  |
| July      | 8-50          | 8-52  | 9-42       | 9-45  | 9-75        | 9-64  | 9-45        | 9-73  |
| August    | 8-54          | 8-47  | 9-48       | 9-54  | 9-50        | 9-69  | 9-47        | 9-75  |
| September | 8-65          | 8-52  | 9-52       | 9-28  | 9-71        | 9-72  | 9-49        | 9-78  |
| October   | 8-56          | 8-86  | 9-50       | 9-23  | 9-66        | 9-78  | 9-35        | 10-20 |
| November  | 8-61          | 8-53  | 9-41       | 9-30  | 9-66        | 9-76  | 10-85       | 10-11 |
| December  | 8-60          | 8-76  | 9-40       | 9-40  | 9-95        | 9-74  | 8-84        | 10-09 |
| Average   | 8-55          | 8-67  | 9-49       | 9-48  | 9-82        | 9-74  | 9-48        | 9-77  |
|           | Toronto       |       | Hamilton   |       | London      |       | Windsor     |       |
| January   | 10-71         | 10-76 | 11-07      | 10-59 | 10-30       | 10-04 | 11-47       | 11-24 |
| February  | 10-76         | 10-69 | 11-15      | 10-68 | 10-26       | 9-72  | 10-82       | 11-17 |
| March     | 10-81         | 10-39 | 11-11      | 10-70 | 10-04       | 9-73  | 11-15       | 11-20 |
| April     | 10-90         | 11-15 | 11-06      | 10-70 | 10-04       | 9-77  | 10-98       | 11-18 |
| May       | 10-74         | 10-82 | 10-91      | 10-75 | 9-93        | 9-77  | 10-81       | 11-22 |
| June      | 10-83         | 11-09 | 10-81      | 10-75 | 9-89        | 9-82  | 11-12       | 11-09 |
| July      | 10-97         | 10-66 | 10-80      | 10-79 | 9-81        | 9-85  | 11-06       | 11-03 |
| August    | 11-13         | 10-80 | 10-94      | 10-76 | 9-70        | 9-57  | 11-03       | 11-06 |
| September | 11-79         | 10-87 | 10-84      | 10-89 | 9-71        | 10-27 | 11-33       | 11-12 |
| October   | 10-84         | 10-85 | 10-76      | 10-94 | 9-75        | 9-79  | 11-21       | 12-05 |
| November  | 10-85         | 10-84 | 10-95      | 11-00 | 9-79        | 9-78  | 10-84       | 12-05 |
| December  | 10-79         | 10-76 | 10-75      | 10-79 | 9-75        | 9-85  | 11-13       | 11-22 |
| Average   | 10-93         | 10-80 | 10-92      | 10-78 | 9-90        | 9-82  | 11-08       | 11-30 |



Table 5.—Average Sales Value of Fluid Milk in Cents Per Quart—Concluded

Based on Distribution in Thirty-Two Cities of Canada by Months, 1943 and 1944

| Month          | Sudbury   |       | Ft. William and<br>Ft. Arthur |       | Winnipeg   |       | Portage la Prairie |       |
|----------------|-----------|-------|-------------------------------|-------|------------|-------|--------------------|-------|
|                | 1943      | 1944  | 1943                          | 1944  | 1943       | 1944  | 1943               | 1944  |
|                | cents     | cents | cents                         | cents | cents      | cents | cents              | cents |
| January.....   | 10-86     | 11-71 | 10-60                         | 10-63 | 11-24      | 11-04 | 9-07               | 9-02  |
| February.....  | 10-79     | 11-76 | 10-61                         | 10-62 | 11-23      | 11-04 | 8-99               | 8-92  |
| March.....     | 10-79     | 11-86 | 11-05                         | 10-66 | 11-23      | 11-04 | 8-90               | 9-09  |
| April.....     | 10-79     | 11-78 | 11-01                         | 10-83 | 11-24      | 11-04 | 8-99               | 8-92  |
| May.....       | 10-98     | 11-84 | 11-45                         | 10-51 | 11-24      | 11-04 | 9-00               | 8-90  |
| June.....      | 10-83     | 11-74 | 10-29                         | 10-50 | 11-24      | 11-04 | 8-99               | 8-93  |
| July.....      | 10-80     | 11-61 | 10-47                         | 10-50 | 11-04      | 11-04 | 8-98               | 8-86  |
| August.....    | 11-00     | 11-72 | 10-37                         | 10-48 | 11-04      | 11-04 | 8-98               | 8-92  |
| September..... | 11-13     | 11-74 | 10-41                         | 10-48 | 11-37      | 11-05 | 8-98               | 8-90  |
| October.....   | 11-77     | 11-59 | 10-60                         | 10-59 | 11-04      | 11-05 | 8-99               | 9-01  |
| November.....  | 12-86     | 11-68 | 10-46                         | 10-54 | 11-04      | 11-05 | 9-01               | 9-02  |
| December.....  | 11-76     | 11-89 | 10-31                         | 10-72 | 11-04      | 11-05 | 9-11               | 9-11  |
| Average.....   | 11-18     | 11-73 | 10-63                         | 10-59 | 11-16      | 11-04 | 8-99               | 8-96  |
|                | Brandon   |       | Moose Jaw                     |       | Regina     |       | Prince Albert      |       |
| January.....   | 9-13      | 9-21  | 11-98                         | 12-07 | 12-11      | 12-24 | 11-87              | 12-01 |
| February.....  | 9-23      | 9-21  | 12-03                         | 12-02 | 12-11      | 12-11 | 11-89              | 12-00 |
| March.....     | 8-97      | 8-99  | 12-05                         | 11-93 | 12-23      | 12-14 | 11-78              | 12-03 |
| April.....     | 8-99      | 9-12  | 12-08                         | 12-07 | 12-04      | 12-11 | 11-92              | 12-02 |
| May.....       | 8-94      | 9-38  | 11-95                         | 12-01 | 12-19      | 12-14 | 11-61              | 12-02 |
| June.....      | 9-20      | 9-10  | 12-05                         | 12-05 | 12-12      | 12-09 | 11-91              | 12-05 |
| July.....      | 9-09      | 9-27  | 12-05                         | 12-07 | 12-22      | 12-20 | 12-01              | 12-07 |
| August.....    | 9-13      | 9-13  | 12-07                         | 12-05 | 12-13      | 12-19 | 11-93              | 12-09 |
| September..... | 9-08      | 9-10  | 12-04                         | 11-98 | 12-15      | 12-20 | 11-94              | 12-08 |
| October.....   | 9-16      | 9-19  | 11-82                         | 12-09 | 12-13      | 12-20 | 11-97              | 12-03 |
| November.....  | 9-23      | 9-16  | 11-96                         | 12-09 | 12-19      | 12-24 | 11-91              | 11-98 |
| December.....  | 8-90      | 9-21  | 12-03                         | 12-07 | 12-12      | 12-20 | 11-91              | 11-92 |
| Average.....   | 9-07      | 9-18  | 12-01                         | 12-04 | 12-15      | 12-17 | 11-89              | 12-02 |
|                | Saskatoon |       | Medicine Hat                  |       | Lethbridge |       | Calgary            |       |
| January.....   | 11-22     | 12-01 | 9-23                          | 9-16  | 10-09      | 10-74 | 11-07              | 12-22 |
| February.....  | 12-07     | 12-00 | 9-33                          | 9-05  | 10-65      | 10-76 | 11-87              | 12-21 |
| March.....     | 11-30     | 11-89 | 9-23                          | 9-16  | 10-74      | 10-84 | 12-14              | 12-24 |
| April.....     | 11-18     | 12-02 | 9-21                          | 9-10  | 10-81      | 10-77 | 12-09              | 12-25 |
| May.....       | 12-11     | 12-03 | 9-60                          | 9-15  | 10-76      | 10-93 | 12-13              | 12-21 |
| June.....      | 12-07     | 12-23 | 9-15                          | 9-14  | 10-67      | 10-87 | 12-12              | 12-98 |
| July.....      | 12-12     | 12-07 | 9-09                          | 9-12  | 10-15      | 10-34 | 11-87              | 11-55 |
| August.....    | 12-05     | 12-07 | 9-02                          | 9-05  | 10-79      | 10-25 | 12-02              | 12-09 |
| September..... | 12-16     | 12-06 | 9-06                          | 9-16  | 10-65      | 10-74 | 12-15              | 12-07 |
| October.....   | 12-18     | 12-00 | 9-06                          | 9-35  | 10-61      | 10-80 | 12-17              | 12-00 |
| November.....  | 11-96     | 12-01 | 9-07                          | 9-41  | 10-63      | 10-58 | 12-19              | 11-91 |
| December.....  | 12-00     | 12-05 | 9-28                          | 9-32  | 10-64      | 10-70 | 12-19              | 12-18 |
| Average.....   | 11-87     | 12-03 | 9-18                          | 9-17  | 10-60      | 10-70 | 12-01              | 12-16 |
|                | Edmonton  |       | Trail                         |       | Vancouver  |       | Victoria           |       |
| January.....   | 11-44     | 11-59 | 10-65                         | 12-17 | 9-28       | 9-73  | 10-63              | 10-92 |
| February.....  | 11-35     | 11-58 | 10-60                         | 12-12 | 9-17       | 10-17 | 10-63              | 11-00 |
| March.....     | 10-86     | 11-50 | 10-88                         | 11-92 | 9-63       | 10-48 | 10-66              | 10-87 |
| April.....     | 11-84     | 11-61 | 11-24                         | 11-92 | 10-37      | 10-33 | 10-74              | 10-99 |
| May.....       | 11-84     | 11-82 | 10-86                         | 12-01 | 10-89      | 10-35 | 10-46              | 11-51 |
| June.....      | 11-47     | 11-02 | 10-80                         | 12-02 | 10-28      | 10-23 | 10-77              | 11-11 |
| July.....      | 11-35     | 10-81 | 10-99                         | 12-24 | 9-99       | 10-41 | 10-72              | 10-99 |
| August.....    | 11-42     | 11-06 | 10-95                         | 11-99 | 10-13      | 10-33 | 10-74              | 11-15 |
| September..... | 11-45     | 11-33 | 11-50                         | 12-07 | 10-38      | 10-95 | 10-73              | 11-09 |
| October.....   | 11-70     | 11-29 | 12-71                         | 12-10 | 10-19      | 10-35 | 10-76              | 11-09 |
| November.....  | 11-08     | 11-20 | 12-40                         | 12-84 | 10-20      | 10-16 | 10-83              | 11-06 |
| December.....  | 11-54     | 11-24 | 11-93                         | 12-76 | 9-75       | 10-19 | 10-66              | 11-06 |
| Average.....   | 11-45     | 11-33 | 11-28                         | 12-18 | 10-04      | 10-31 | 10-69              | 11-07 |

Table 6.—Average Sales Value of Fluid Cream in Cents Per Quart

Based on Distribution in Thirty-Two Markets of Canada by Months, 1943 and 1944

| Month          | Charlottetown |       | Summerside |       | Halifax     |       | Sydney Area |       |
|----------------|---------------|-------|------------|-------|-------------|-------|-------------|-------|
|                | 1943          | 1944  | 1943       | 1944  | 1943        | 1944  | 1943        | 1944  |
|                | cents         | cents | cents      | cents | cents       | cents | cents       | cents |
| January.....   | 30.63         | 36.38 | 49.89      | 47.49 | 25.36       | 32.31 | 48.62       | 48.46 |
| February.....  | 37.12         | 36.37 | 48.76      | 47.91 | 25.62       | 30.37 | 47.86       | 48.06 |
| March.....     | 36.84         | 36.60 | 48.94      | 49.42 | 25.62       | 28.09 | 47.94       | 45.61 |
| April.....     | 36.97         | 37.01 | 48.81      | 49.24 | 29.09       | 28.84 | 47.74       | 46.11 |
| May.....       | 36.00         | 36.73 | 48.94      | 48.62 | 26.38       | 29.82 | 47.99       | 45.99 |
| June.....      | 37.50         | 36.53 | 49.43      | 48.07 | 25.74       | 29.47 | 48.88       | 45.71 |
| July.....      | 36.63         | 36.50 | 49.34      | 48.21 | 26.19       | 31.85 | 49.14       | 47.64 |
| August.....    | 36.97         | 38.02 | 49.67      | 48.16 | 26.33       | 31.00 | 48.92       | 46.66 |
| September..... | 36.47         | 36.52 | 49.30      | 48.17 | 27.81       | 31.70 | 48.04       | 43.78 |
| October.....   | 36.38         | 36.55 | 48.91      | 47.98 | 28.31       | 31.74 | 43.93       | 48.74 |
| November.....  | 36.28         | 36.32 | 48.88      | 46.96 | 27.62       | 30.51 | 48.79       | 46.54 |
| December.....  | 36.83         | 36.33 | 48.24      | 48.18 | 29.21       | 30.71 | 49.55       | 46.59 |
| Average.....   | 36.21         | 36.69 | 49.05      | 48.21 | 26.93       | 30.42 | 48.16       | 46.45 |
|                | Moncton       |       | Saint John |       | Sherbrooke  |       | Quebec      |       |
| January.....   | 42.08         | 43.50 | 47.99      | 44.12 | 43.59       | 39.66 | 36.02       | 37.41 |
| February.....  | 42.82         | 41.61 | 46.15      | 46.03 | 42.80       | 38.34 | 35.02       | 37.58 |
| March.....     | 42.11         | 41.30 | 46.02      | 45.75 | 41.72       | 38.34 | 36.29       | 36.85 |
| April.....     | 42.28         | 41.55 | 46.37      | 45.73 | 41.71       | 39.05 | 36.96       | 36.88 |
| May.....       | 42.32         | 41.53 | 47.45      | 45.36 | 42.01       | 39.19 | 36.65       | 37.08 |
| June.....      | 42.19         | 41.65 | 48.72      | 45.63 | 43.69       | 38.98 | 37.77       | 37.19 |
| July.....      | 42.08         | 41.95 | 45.08      | 45.27 | 40.93       | 39.25 | 36.85       | 37.16 |
| August.....    | 44.87         | 41.66 | 46.11      | 45.81 | 39.36       | 39.28 | 36.25       | 37.01 |
| September..... | 41.82         | 41.26 | 46.22      | 45.52 | 40.97       | 38.69 | 36.64       | 36.77 |
| October.....   | 41.55         | 41.77 | 43.72      | 45.73 | 40.96       | 40.79 | 36.02       | 36.90 |
| November.....  | 43.61         | 41.77 | 45.96      | 46.59 | 41.51       | 38.32 | 36.88       | 36.91 |
| December.....  | 45.89         | 41.93 | 43.91      | 46.63 | 40.91       | 38.64 | 36.30       | 38.77 |
| Average.....   | 42.85         | 41.81 | 46.15      | 45.64 | 41.62       | 39.05 | 36.61       | 37.22 |
|                | Three Rivers  |       | Montreal   |       | Ottawa-Hull |       | Kingston    |       |
| January.....   | 47.06         | 42.60 | 38.73      | 36.66 | 46.47       | 45.96 | 61.55       | 47.92 |
| February.....  | 45.67         | 42.26 | 37.24      | 36.11 | 44.97       | 45.57 | 52.44       | 48.16 |
| March.....     | 43.35         | 42.45 | 37.19      | 36.49 | 40.17       | 45.86 | 52.73       | 44.44 |
| April.....     | 43.38         | 42.36 | 36.04      | 36.94 | 45.79       | 47.40 | 47.65       | 43.86 |
| May.....       | 43.69         | 42.72 | 37.26      | 37.38 | 46.11       | 46.80 | 48.43       | 47.25 |
| June.....      | 41.04         | 41.88 | 37.63      | 37.12 | 43.58       | 46.61 | 49.95       | 48.04 |
| July.....      | 43.86         | 40.47 | 37.37      | 37.11 | 46.71       | 47.47 | 49.80       | 48.70 |
| August.....    | 42.60         | 41.18 | 36.55      | 37.09 | 46.32       | 47.34 | 49.40       | 47.73 |
| September..... | 42.25         | 41.04 | 35.97      | 37.10 | 46.03       | 47.07 | 49.75       | 48.56 |
| October.....   | 43.29         | 41.45 | 35.91      | 36.99 | 45.95       | 47.49 | 50.19       | 47.87 |
| November.....  | 42.93         | 41.95 | 35.69      | 37.08 | 45.45       | 47.35 | 50.19       | 48.03 |
| December.....  | 43.20         | 40.96 | 35.60      | 37.08 | 46.27       | 46.80 | 48.51       | 49.39 |
| Average.....   | 43.52         | 41.73 | 36.73      | 36.94 | 45.81       | 46.79 | 50.74       | 47.37 |
|                | Toronto       |       | Hamilton   |       | London      |       | Windsor     |       |
| January.....   | 45.87         | 41.99 | 44.46      | 43.43 | 54.04       | 49.02 | 40.58       | 41.39 |
| February.....  | 46.53         | 42.88 | 43.89      | 44.44 | 54.22       | 48.38 | 40.52       | 41.19 |
| March.....     | 44.00         | 42.72 | 43.00      | 42.70 | 54.07       | 50.32 | 40.43       | 41.68 |
| April.....     | 44.40         | 43.07 | 43.02      | 43.29 | 48.90       | 49.28 | 40.97       | 41.65 |
| May.....       | 47.36         | 43.12 | 44.09      | 42.84 | 49.04       | 49.40 | 40.40       | 41.80 |
| June.....      | 44.24         | 44.57 | 43.35      | 43.47 | 49.16       | 49.72 | 41.12       | 42.00 |
| July.....      | 43.92         | 42.76 | 42.89      | 44.77 | 48.98       | 49.58 | 43.34       | 42.04 |
| August.....    | 43.73         | 42.70 | 43.86      | 44.52 | 48.46       | 47.46 | 41.09       | 41.84 |
| September..... | 46.35         | 42.91 | 42.97      | 45.11 | 47.92       | 47.35 | 41.89       | 42.09 |
| October.....   | 48.95         | 42.88 | 42.87      | 45.28 | 47.90       | 47.44 | 39.91       | 41.91 |
| November.....  | 48.00         | 43.36 | 43.68      | 45.20 | 49.04       | 50.32 | 40.73       | 41.53 |
| December.....  | 45.43         | 43.64 | 43.70      | 45.03 | 48.39       | 48.36 | 39.89       | 41.78 |
| Average.....   | 45.82         | 42.91 | 43.47      | 44.13 | 49.96       | 48.88 | 40.89       | 41.76 |

Table 6.—Average Sales Value of Fluid Cream in Cents Per Quart—Concluded

Based on Distribution in Thirty-Two Markets of Canada by Months, 1943 and 1944

| Month     | Sudbury   |       | Ft. William and Pt. Arthur |       | Winnipeg   |       | Portage la Prairie |       |
|-----------|-----------|-------|----------------------------|-------|------------|-------|--------------------|-------|
|           | 1943      | 1944  | 1943                       | 1944  | 1943       | 1944  | 1943               | 1944  |
|           | cents     | cents | cents                      | cents | cents      | cents | cents              | cents |
| January   | 43.89     | 44.66 | 41.11                      | 50.72 | 29.50      | 29.68 | 28.72              | 29.55 |
| February  | 44.28     | 39.38 | 50.10                      | 51.33 | 29.42      | 29.75 | 26.49              | 28.63 |
| March     | 43.36     | 49.17 | 50.00                      | 51.28 | 29.44      | 29.46 | 29.48              | 29.55 |
| April     | 43.75     | 49.01 | 49.22                      | 50.93 | 29.46      | 29.63 | 28.40              | 29.28 |
| May       | 44.70     | 50.07 | 48.43                      | 48.45 | 29.50      | 28.58 | 27.73              | 29.53 |
| June      | 44.84     | 46.48 | 49.48                      | 47.04 | 29.40      | 29.60 | 27.28              | 29.76 |
| July      | 52.19     | 47.11 | 43.57                      | 47.64 | 29.46      | 29.68 | 27.59              | 32.01 |
| August    | 53.59     | 48.98 | 47.19                      | 50.70 | 29.60      | 29.79 | 29.10              | 31.01 |
| September | 43.71     | 51.79 | 47.87                      | 48.86 | 29.53      | 29.66 | 29.51              | 30.56 |
| October   | 45.94     | 52.15 | 45.38                      | 47.79 | 29.50      | 29.57 | 28.82              | 29.18 |
| November  | 46.35     | 52.18 | 47.08                      | 50.07 | 29.48      | 29.28 | 29.45              | 29.41 |
| December  | 46.04     | 54.06 | 47.94                      | 49.90 | 29.62      | 29.16 | 30.65              | 29.11 |
| Average   | 46.14     | 48.58 | 47.26                      | 49.49 | 29.50      | 29.49 | 28.71              | 29.78 |
|           | Brandon   |       | Moose Jaw                  |       | Regina     |       | Prince Albert      |       |
| January   | 32.55     | 31.84 | 29.72                      | 32.02 | 32.36      | 34.11 | 31.79              | 36.10 |
| February  | 32.60     | 30.98 | 29.78                      | 32.36 | 32.31      | 34.10 | 33.55              | 36.15 |
| March     | 31.85     | 31.25 | 29.79                      | 32.22 | 32.73      | 34.03 | 33.21              | 36.23 |
| April     | 33.07     | 30.36 | 30.26                      | 31.93 | 32.24      | 34.09 | 33.27              | 36.16 |
| May       | 33.21     | 32.51 | 30.14                      | 32.21 | 32.34      | 34.06 | 33.56              | 42.97 |
| June      | 31.85     | 31.09 | 29.79                      | 32.27 | 32.43      | 34.06 | 33.25              | 36.89 |
| July      | 32.58     | 32.32 | 30.77                      | 31.97 | 29.26      | 34.32 | 32.97              | 36.28 |
| August    | 33.83     | 31.97 | 30.30                      | 29.17 | 32.43      | 34.34 | 33.00              | 35.93 |
| September | 31.83     | 35.23 | 30.42                      | 32.45 | 32.30      | 33.63 | 30.51              | 35.91 |
| October   | 31.96     | 33.51 | 30.29                      | 29.92 | 32.24      | 33.01 | 32.94              | 35.94 |
| November  | 31.29     | 30.84 | 30.35                      | 29.78 | 32.12      | 32.78 | 33.08              | 35.75 |
| December  | 31.57     | 32.28 | 30.21                      | 29.89 | 32.22      | 32.50 | 33.29              | 35.64 |
| Average   | 32.29     | 31.97 | 30.15                      | 31.33 | 32.10      | 33.76 | 32.88              | 36.65 |
|           | Saskatoon |       | Medicine Hat               |       | Lethbridge |       | Calgary            |       |
| January   | 32.83     | 34.98 | 30.10                      | 35.38 | 32.66      | 33.81 | 33.46              | 34.51 |
| February  | 32.83     | 31.98 | 30.63                      | 35.48 | 33.58      | 33.47 | 35.38              | 34.00 |
| March     | 32.56     | 34.72 | 30.60                      | 35.11 | 33.46      | 33.52 | 33.59              | 34.04 |
| April     | 32.87     | 34.71 | 33.40                      | 35.61 | 33.52      | 33.59 | 33.41              | 33.87 |
| May       | 32.64     | 34.81 | 36.40                      | 35.55 | 33.51      | 33.08 | 33.75              | 34.43 |
| June      | 31.55     | 34.77 | 34.21                      | 35.70 | 34.26      | 33.74 | 33.72              | 33.97 |
| July      | 39.31     | 34.55 | 35.69                      | 35.52 | 34.25      | 34.09 | 33.61              | 34.23 |
| August    | 32.93     | 34.95 | 35.04                      | 35.89 | 33.29      | 34.63 | 33.63              | 34.14 |
| September | 32.97     | 34.45 | 37.68                      | 34.07 | 33.42      | 29.90 | 33.40              | 33.40 |
| October   | 32.73     | 34.03 | 37.17                      | 33.73 | 32.24      | 29.64 | 33.86              | 30.85 |
| November  | 33.31     | 33.85 | 34.71                      | 35.58 | 33.72      | 29.61 | 33.80              | 30.83 |
| December  | 32.67     | 33.77 | 35.01                      | 35.12 | 33.74      | 29.74 | 34.07              | 30.08 |
| Average   | 33.25     | 34.30 | 34.39                      | 35.19 | 33.46      | 32.48 | 34.19              | 33.23 |
|           | Edmonton  |       | Trail                      |       | Vancouver  |       | Victoria           |       |
| January   | 32.50     | 32.93 | 57.16                      | 51.13 | 32.51      | 32.49 | 33.17              | 33.13 |
| February  | 33.19     | 33.37 | 56.89                      | 51.88 | 32.95      | 31.33 | 35.25              | 31.19 |
| March     | 32.91     | 33.23 | 56.65                      | 50.59 | 31.69      | 31.88 | 35.66              | 33.01 |
| April     | 32.95     | 33.20 | 56.43                      | 49.05 | 32.23      | 30.71 | 35.45              | 33.05 |
| May       | 33.05     | 33.54 | 57.23                      | 54.74 | 32.35      | 32.06 | 32.57              | 31.33 |
| June      | 33.33     | 34.47 | 49.08                      | 54.18 | 32.30      | 32.59 | 34.12              | 34.29 |
| July      | 32.65     | 34.18 | 49.56                      | 51.98 | 32.31      | 32.30 | 34.02              | 34.15 |
| August    | 33.68     | 35.27 | 48.50                      | 52.44 | 32.53      | 32.71 | 35.29              | 33.86 |
| September | 33.54     | 32.77 | 50.07                      | 50.45 | 32.39      | 32.22 | 33.63              | 32.20 |
| October   | 32.26     | 30.36 | 50.93                      | 50.92 | 32.38      | 32.07 | 33.30              | 32.12 |
| November  | 33.42     | 30.13 | 50.96                      | 51.08 | 31.93      | 30.43 | 33.12              | 32.83 |
| December  | 33.31     | 30.27 | 52.98                      | 52.31 | 31.40      | 31.60 | 33.34              | 32.57 |
| Average   | 33.08     | 32.80 | 53.05                      | 51.82 | 32.21      | 31.85 | 33.96              | 32.81 |



Table 7.—Purchases of Fluid Milk in Pounds

Based on Distribution in Thirty-Two Markets of Canada by Months, 1943 and 1944

| Month     | Charlottetown |             | Summerside  |             | Halifax     |             | Sydney Area |            |
|-----------|---------------|-------------|-------------|-------------|-------------|-------------|-------------|------------|
|           | 1943          | 1944        | 1943        | 1944        | 1943        | 1944        | 1943        | 1944       |
|           | lb.           | lb.         | lb.         | lb.         | lb.         | lb.         | lb.         | lb.        |
| January   | 359,921       | 458,468     | 95,035      | 160,466     | 2,825,582   | 2,734,020   | 989,617     | 1,144,527  |
| February  | 341,971       | 458,747     | 90,001      | 160,142     | 2,686,872   | 2,516,718   | 913,114     | 1,150,904  |
| March     | 391,568       | 496,965     | 109,192     | 168,818     | 2,480,910   | 2,847,275   | 935,281     | 1,300,919  |
| April     | 353,548       | 496,599     | 113,684     | 180,320     | 3,190,245   | 2,931,118   | 1,115,358   | 1,388,079  |
| May       | 424,816       | 497,370     | 118,830     | 170,591     | 3,447,693   | 3,332,032   | 1,340,662   | 1,553,980  |
| June      | 410,558       | 506,721     | 151,384     | 165,561     | 3,836,639   | 4,000,945   | 1,447,021   | 1,161,187  |
| July      | 433,899       | 519,359     | 160,133     | 174,905     | 3,736,700   | 3,803,191   | 1,483,266   | 1,603,845  |
| August    | 442,509       | 436,706     | 161,468     | 174,284     | 3,333,603   | 3,330,945   | 1,393,040   | 1,511,873  |
| September | 446,355       | 469,871     | 157,021     | 160,597     | 3,177,301   | 3,141,506   | 1,301,422   | 1,453,712  |
| October   | 442,512       | 480,269     | 161,944     | 160,597     | 2,864,058   | 3,097,579   | 1,318,144   | 1,460,684  |
| November  | 431,705       | 458,946     | 169,305     | 166,775     | 2,635,536   | 2,610,025   | 1,110,448   | 1,295,629  |
| December  | 481,766       | 474,183     | 155,072     | 162,500     | 2,548,701   | 2,911,717   | 1,049,270   | 1,321,100  |
| Total     | 4,961,128     | 5,784,204   | 1,643,072   | 2,005,565   | 36,763,840  | 37,257,069  | 14,396,243  | 16,346,439 |
|           | Moncton       |             | Saint John  |             | Sherbrooke  |             | Quebec      |            |
| January   | 448,315       | 652,315     | 1,868,408   | 2,146,158   | 429,644     | 702,194     | 3,529,507   | 4,290,706  |
| February  | 548,284       | 645,362     | 2,043,414   | 2,206,240   | 427,613     | 847,437     | 3,406,008   | 4,101,940  |
| March     | 652,757       | 721,725     | 2,408,291   | 2,561,103   | 551,139     | 939,209     | 4,134,986   | 4,443,754  |
| April     | 640,852       | 823,198     | 2,461,730   | 2,413,892   | 550,569     | 994,436     | 4,281,020   | 4,599,922  |
| May       | 683,406       | 825,976     | 2,590,728   | 2,447,791   | 564,045     | 1,057,298   | 4,399,153   | 4,941,194  |
| June      | 541,306       | 607,402     | 2,423,889   | 2,386,643   | 1,150,446   | 1,012,783   | 4,535,879   | 4,959,528  |
| July      | 562,302       | 845,517     | 2,570,347   | 2,265,385   | 686,929     | 983,301     | 4,753,878   | 5,072,450  |
| August    | 595,490       | 599,101     | 2,510,518   | 2,223,444   | 655,025     | 993,487     | 4,610,467   | 5,180,127  |
| September | 634,487       | 593,905     | 2,440,288   | 2,358,694   | 705,500     | 931,509     | 4,493,077   | 4,987,598  |
| October   | 641,239       | 583,350     | 2,425,529   | 2,339,851   | 713,996     | 1,091,454   | 4,295,706   | 5,041,942  |
| November  | 652,398       | 605,284     | 2,370,481   | 2,348,909   | 670,536     | 999,394     | 4,483,338   | 4,838,466  |
| December  | 669,409       | 574,625     | 2,248,946   | 1,588,833   | 696,043     | 1,047,658   | 4,585,537   | 5,017,895  |
| Total     | 7,270,225     | 7,477,760   | 28,223,569  | 27,286,943  | 7,701,491   | 11,600,220  | 51,509,576  | 57,475,522 |
|           | Three Rivers  |             | Montreal    |             | Ottawa-Hull |             | Kingston    |            |
| January   | 801,302       | 985,200     | 29,664,778  | 31,609,522  | 6,271,925   | 6,970,046   | 1,730,105   | 1,889,234  |
| February  | 744,900       | 954,396     | 28,004,886  | 30,285,628  | 5,765,301   | 7,066,398   | 1,706,322   | 1,873,305  |
| March     | 898,863       | 1,058,904   | 31,368,674  | 32,607,742  | 7,229,705   | 8,562,297   | 1,796,297   | 1,998,727  |
| April     | 997,717       | 1,152,215   | 33,233,784  | 34,913,498  | 8,202,884   | 9,620,797   | 1,817,063   | 2,052,283  |
| May       | 1,109,302     | 1,348,215   | 35,048,750  | 37,800,168  | 8,800,415   | 10,768,173  | 1,934,935   | 2,017,535  |
| June      | 561,789       | 1,378,891   | 37,655,192  | 37,642,933  | 10,631,559  | 11,370,852  | 2,051,518   | 2,164,095  |
| July      | 1,148,244     | 1,268,039   | 35,454,697  | 37,381,751  | 9,760,577   | 9,966,130   | 2,033,968   | 2,203,204  |
| August    | 1,139,161     | 1,255,180   | 35,221,938  | 37,566,466  | 9,470,557   | 9,183,829   | 1,940,386   | 2,108,618  |
| September | 1,147,761     | 1,176,076   | 34,417,904  | 35,649,610  | 8,953,316   | 8,160,158   | 1,838,783   | 1,899,272  |
| October   | 1,044,562     | 1,101,086   | 33,082,129  | 36,143,905  | 8,092,266   | 7,949,670   | 1,913,335   | 1,911,467  |
| November  | 974,201       | 1,121,388   | 31,599,287  | 33,947,072  | 6,680,458   | 7,526,622   | 1,877,667   | 1,918,131  |
| December  | 1,013,556     | 1,138,863   | 32,706,493  | 35,707,354  | 6,987,030   | 7,919,555   | 1,843,511   | 1,891,934  |
| Total     | 11,581,358    | 13,938,453  | 397,458,512 | 421,215,649 | 97,246,083  | 105,064,527 | 22,483,890  | 23,927,805 |
|           | Toronto       |             | Hamilton    |             | London      |             | Windsor     |            |
| January   | 30,061,507    | 31,922,043  | 5,946,074   | 6,938,477   | 3,358,322   | 4,599,852   | 4,507,800   | 4,824,271  |
| February  | 28,203,995    | 30,844,767  | 5,556,216   | 6,752,884   | 3,176,403   | 4,089,413   | 4,240,397   | 4,603,765  |
| March     | 31,934,443    | 33,099,761  | 6,297,516   | 7,437,824   | 3,806,500   | 4,787,824   | 4,842,841   | 5,064,461  |
| April     | 32,094,934    | 33,705,971  | 6,508,479   | 7,203,957   | 4,435,297   | 4,997,976   | 4,944,312   | 5,150,118  |
| May       | 33,957,323    | 35,549,456  | 6,867,817   | 7,644,224   | 4,732,530   | 5,520,070   | 5,352,210   | 5,841,181  |
| June      | 34,193,548    | 35,510,468  | 6,905,529   | 7,539,530   | 5,042,807   | 5,733,726   | 5,480,831   | 5,819,086  |
| July      | 32,873,244    | 34,712,575  | 6,923,911   | 7,432,253   | 4,664,259   | 5,373,199   | 5,382,884   | 5,520,220  |
| August    | 32,020,985    | 33,213,343  | 6,807,641   | 7,326,682   | 4,480,216   | 5,695,465   | 5,378,017   | 5,382,736  |
| September | 29,473,185    | 30,421,076  | 6,418,458   | 6,770,697   | 4,252,020   | 5,536,558   | 4,754,734   | 5,027,305  |
| October   | 31,349,587    | 32,310,682  | 6,485,819   | 6,983,637   | 3,621,555   | 3,480,334   | 4,842,403   | 4,871,270  |
| November  | 29,956,425    | 31,652,397  | 6,195,146   | 7,078,284   | 3,316,594   | 3,276,538   | 4,552,702   | 4,557,535  |
| December  | 31,403,208    | 31,135,849  | 7,218,119   | 6,760,501   | 4,057,275   | 3,141,166   | 4,757,223   | 4,744,807  |
| Total     | 377,522,384   | 394,600,388 | 78,220,725  | 85,889,510  | 48,943,898  | 48,592,121  | 59,036,354  | 61,406,755 |



Table 7.—Purchases of Fluid Milk in Pounds—Concluded

Based on Distribution in Thirty-Two Markets of Canada by Months, 1943 and 1944

| Month     | Sudbury    |            | Ft. William and<br>Pt. Arthur |            | Winnipeg   |             | Portage la Prairie |            |
|-----------|------------|------------|-------------------------------|------------|------------|-------------|--------------------|------------|
|           | 1943       | 1944       | 1943                          | 1944       | 1943       | 1944        | 1943               | 1944       |
|           | lb.        | lb.        | lb.                           | lb.        | lb.        | lb.         | lb.                | lb.        |
| January   | 1,203,231  | 1,351,593  | 1,483,699                     | 1,744,675  | 7,750,482  | 8,548,129   | 130,397            | 217,850    |
| February  | 1,162,465  | 1,357,541  | 1,449,644                     | 1,704,630  | 7,269,370  | 8,249,922   | 126,440            | 249,229    |
| March     | 1,323,874  | 1,481,767  | 1,678,917                     | 1,894,097  | 8,332,605  | 8,925,101   | 142,504            | 256,229    |
| April     | 1,416,184  | 1,442,102  | 1,688,415                     | 1,931,998  | 8,203,789  | 8,588,893   | 166,876            | 257,705    |
| May       | 1,391,694  | 1,522,781  | 1,703,926                     | 1,883,463  | 8,322,873  | 8,741,873   | 213,664            | 289,199    |
| June      | 1,393,375  | 1,538,462  | 1,690,795                     | 1,992,462  | 8,282,271  | 8,630,236   | 235,370            | 258,005    |
| July      | 1,500,329  | 1,545,634  | 1,918,987                     | 2,010,722  | 8,602,704  | 8,762,745   | 219,058            | 271,981    |
| August    | 1,414,781  | 1,540,460  | 1,803,561                     | 1,984,050  | 8,456,203  | 8,537,768   | 249,132            | 243,565    |
| September | 1,359,039  | 1,407,739  | 1,649,713                     | 1,866,991  | 8,256,930  | 8,223,970   | 175,425            | 182,406    |
| October   | 1,308,250  | 1,408,226  | 1,507,196                     | 1,903,344  | 8,421,958  | 8,570,484   | 159,426            | 200,269    |
| November  | 1,264,696  | 1,395,609  | 1,511,983                     | 1,761,418  | 8,360,683  | 8,121,810   | 160,838            | 186,173    |
| December  | 1,303,492  | 1,474,292  | 1,686,996                     | 1,765,840  | 8,524,981  | 8,641,187   | 191,278            | 214,746    |
| Total     | 16,041,410 | 17,466,206 | 19,782,832                    | 22,446,690 | 98,783,940 | 102,542,118 | 2,171,408          | 2,827,357  |
|           | Brandon    |            | Moose Jaw                     |            | Regina     |             | Prince Albert      |            |
| January   | 525,928    | 599,589    | 599,424                       | 694,473    | 1,422,142  | 1,572,821   | 329,796            | 404,274    |
| February  | 507,683    | 605,451    | 598,881                       | 678,928    | 1,400,462  | 1,572,758   | 329,999            | 400,852    |
| March     | 696,321    | 637,416    | 703,261                       | 729,321    | 1,599,260  | 1,688,723   | 380,168            | 417,963    |
| April     | 726,891    | 603,027    | 691,106                       | 677,958    | 1,541,145  | 1,573,077   | 388,911            | 398,083    |
| May       | 678,246    | 619,069    | 685,710                       | 715,640    | 1,527,644  | 1,606,290   | 376,086            | 427,341    |
| June      | 659,993    | 579,944    | 668,824                       | 664,292    | 1,453,505  | 1,511,578   | 361,787            | 413,951    |
| July      | 728,143    | 619,731    | 692,364                       | 669,406    | 1,461,631  | 1,559,080   | 399,264            | 436,218    |
| August    | 685,879    | 589,342    | 646,082                       | 632,570    | 1,416,332  | 1,444,885   | 403,629            | 417,126    |
| September | 626,496    | 528,781    | 638,084                       | 620,963    | 1,373,463  | 1,412,100   | 355,735            | 368,839    |
| October   | 625,193    | 564,791    | 673,993                       | 634,887    | 1,492,322  | 1,563,112   | 377,377            | 398,278    |
| November  | 594,899    | 541,885    | 693,012                       | 609,203    | 1,517,937  | 1,558,664   | 380,201            | 436,197    |
| December  | 646,339    | 535,087    | 711,974                       | 596,518    | 1,570,689  | 1,555,184   | 388,417            | 449,675    |
| Total     | 7,702,011  | 7,024,113  | 8,003,315                     | 7,923,859  | 17,776,532 | 18,648,362  | 4,471,570          | 4,968,797  |
|           | Saskatoon  |            | Medicine Hat                  |            | Lethbridge |             | Calgary            |            |
| January   | 1,195,781  | 1,409,286  | 228,142                       | 323,133    | 817,694    | 995,427     | 2,374,854          | 3,685,553  |
| February  | 1,171,960  | 1,395,225  | 234,402                       | 332,036    | 802,507    | 962,911     | 2,163,583          | 3,164,899  |
| March     | 1,335,380  | 1,491,118  | 270,180                       | 361,007    | 895,514    | 990,754     | 2,427,554          | 3,357,315  |
| April     | 1,367,721  | 1,400,222  | 310,803                       | 360,713    | 915,323    | 941,221     | 2,798,086          | 3,206,034  |
| May       | 1,312,490  | 1,410,256  | 393,672                       | 393,155    | 948,115    | 915,616     | 3,185,651          | 3,438,508  |
| June      | 1,232,124  | 1,319,878  | 417,133                       | 409,844    | 915,420    | 895,698     | 2,935,418          | 3,289,193  |
| July      | 1,336,762  | 1,383,148  | 410,311                       | 448,888    | 1,012,027  | 864,959     | 3,286,313          | 3,444,890  |
| August    | 1,230,904  | 1,338,878  | 380,094                       | 434,023    | 1,034,027  | 765,244     | 3,058,096          | 3,239,340  |
| September | 1,194,339  | 1,331,161  | 334,716                       | 393,999    | 1,007,308  | 740,480     | 2,936,950          | 3,109,348  |
| October   | 1,348,389  | 1,482,993  | 334,030                       | 358,048    | 1,285,003  | 790,383     | 3,103,679          | 3,371,962  |
| November  | 1,356,781  | 1,460,363  | 283,816                       | 335,743    | 1,012,830  | 628,367     | 3,002,793          | 3,201,794  |
| December  | 1,378,494  | 1,453,296  | 286,915                       | 350,479    | 1,030,056  | 859,680     | 3,085,480          | 3,262,697  |
| Total     | 15,461,125 | 16,875,824 | 3,882,524                     | 4,501,068  | 11,676,230 | 10,570,746  | 34,338,437         | 39,892,533 |
|           | Edmonton   |            | Trail                         |            | Vancouver  |             | Victoria           |            |
| January   | 2,314,781  | 3,288,218  | 67,251                        | 65,910     | 4,716,014  | 5,398,342   | 1,086,362          | 1,230,871  |
| February  | 2,286,488  | 3,254,238  | 55,850                        | 64,617     | 4,801,273  | 4,087,616   | 1,041,222          | 1,228,785  |
| March     | 3,850,438  | 3,475,720  | 59,650                        | 65,902     | 5,572,012  | 5,526,282   | 1,225,018          | 1,389,875  |
| April     | 2,822,670  | 3,247,129  | 61,889                        | 54,071     | 4,570,449  | 4,953,512   | 1,285,829          | 1,402,159  |
| May       | 3,067,295  | 3,407,567  | 72,300                        | 56,093     | 6,295,377  | 6,402,379   | 1,537,706          | 1,252,715  |
| June      | 3,023,619  | 3,263,240  | 78,510                        | 55,633     | 6,658,691  | 6,406,620   | 1,243,325          | 1,227,956  |
| July      | 3,042,004  | 3,159,436  | 81,960                        | 59,468     | 6,122,475  | 6,406,055   | 1,230,329          | 1,143,710  |
| August    | 2,940,167  | 3,053,580  | 77,150                        | 61,805     | 6,281,798  | 5,636,015   | 1,357,474          | 1,166,604  |
| September | 2,859,742  | 2,833,805  | 79,151                        | 62,404     | 5,693,754  | 5,553,831   | 1,294,641          | 1,119,746  |
| October   | 2,942,901  | 2,997,868  | 68,973                        | 66,322     | 5,261,709  | 5,881,372   | 1,160,416          | 1,183,152  |
| November  | 2,849,789  | 3,027,464  | 66,832                        | 59,239     | 5,399,744  | 5,364,990   | 1,068,531          | 1,170,206  |
| December  | 3,150,018  | 3,098,509  | 62,722                        | 57,149     | 5,643,423  | 6,082,096   | 1,143,518          | 1,282,366  |
| Total     | 34,879,912 | 38,106,774 | 810,238                       | 728,613    | 56,106,719 | 66,610,015  | 14,591,271         | 14,793,135 |

Table 8.—Purchases of Fluid Cream in Pounds Butter-Fat

Based on Distribution in Thirty-Two Markets of Canada by Months, 1943 and 1944

| Month     | Charlottetown |           | Summerside |           | Halifax     |           | Sydney Area |           |
|-----------|---------------|-----------|------------|-----------|-------------|-----------|-------------|-----------|
|           | 1943          | 1944      | 1943       | 1944      | 1943        | 1944      | 1943        | 1944      |
|           | lb. B.F.      | lb. B.F.  | lb. B.F.   | lb. B.F.  | lb. B.F.    | lb. B.F.  | lb. B.F.    | lb. B.F.  |
| January   | 8,871         | 1,818     | 436        | 441       | 10,233      | 5,418     | 3,496       | 2,994     |
| February  | 7,643         | 1,746     | 288        | 409       | 7,710       | 4,951     | 2,620       | 2,646     |
| March     | 7,364         | 1,813     | 494        | 305       | 6,699       | 5,440     | 2,750       | 1,867     |
| April     | 9,444         | 1,663     | 421        | 607       | 9,018       | 6,024     | 3,200       | -         |
| May       | 2,734         | 1,908     | 116        | 1,070     | 11,429      | 7,418     | 3,700       | -         |
| June      | 3,405         | 2,299     | 554        | 1,264     | 12,357      | 8,264     | 3,536       | -         |
| July      | 4,210         | 2,753     | 545        | 937       | 11,158      | 8,089     | 3,325       | -         |
| August    | 2,988         | 2,624     | 50         | 829       | 10,660      | 6,741     | 3,476       | -         |
| September | 3,495         | 2,675     | 13         | 811       | 9,259       | 6,593     | 2,674       | -         |
| October   | 2,099         | 2,599     | 909        | 790       | 10,592      | 6,128     | 2,952       | -         |
| November  | 2,244         | 2,294     | 599        | 220       | 9,819       | 5,635     | 3,026       | -         |
| December  | 1,836         | 2,065     | 542        | 241       | 5,673       | 5,276     | 2,698       | -         |
| Total     | 50,713        | 26,460    | 4,967      | 7,924     | 111,607     | 75,977    | 37,453      | 7,607     |
|           | Moncton       |           | Saint John |           | Sherbrooke  |           | Quebec      |           |
| January   | 2,610         | 3,947     | 6,384      | 5,305     | 28,859      | 6,592     | 40,328      | 33,066    |
| February  | 2,763         | 3,297     | 6,571      | 5,359     | 10,001      | 7,569     | 19,159      | 27,124    |
| March     | 2,997         | 3,910     | 7,786      | 11,750    | 4,759       | 4,680     | 37,675      | 28,686    |
| April     | 3,305         | 3,977     | 6,330      | 5,790     | 4,775       | 11,205    | 115,900     | 102,542   |
| May       | 3,735         | 4,640     | 14,473     | 5,188     | 16,698      | 23,601    | 127,171     | 145,062   |
| June      | 3,931         | 3,685     | 11,704     | 6,576     | 58,505      | 29,133    | 150,983     | 185,076   |
| July      | 3,541         | 3,589     | 12,595     | 4,893     | 23,896      | 25,159    | 154,808     | 175,086   |
| August    | 3,155         | 2,694     | 17,967     | 3,707     | 19,549      | 22,431    | 137,160     | 158,963   |
| September | 3,305         | 2,715     | 13,950     | 4,352     | 15,837      | 18,489    | 133,249     | 149,982   |
| October   | 2,784         | 2,498     | 10,247     | 3,621     | 11,679      | 15,926    | 108,392     | 121,814   |
| November  | 2,331         | 2,426     | 6,852      | 3,160     | 6,360       | 8,875     | 63,347      | 92,501    |
| December  | 2,997         | 2,196     | 6,239      | 2,747     | 3,879       | 5,872     | 44,890      | 61,311    |
| Total     | 37,504        | 39,572    | 121,158    | 62,458    | 204,507     | 179,532   | 1,133,071   | 1,282,113 |
|           | Three Rivers  |           | Montreal   |           | Ottawa-Hull |           | Kingston    |           |
| January   | 9,066         | 8,733     | 124,684    | 128,067   | 44,530      | 41,099    | 5,029       | 1,609     |
| February  | 3,167         | 3,851     | 121,169    | 113,419   | 37,289      | 39,099    | 4,656       | 2,657     |
| March     | 6,174         | 6,438     | 148,912    | 131,842   | 73,309      | 69,399    | 4,656       | 2,657     |
| April     | 29,894        | 38,532    | 197,060    | 171,379   | 113,693     | 106,827   | 6,714       | 2,306     |
| May       | 40,688        | 61,024    | 261,252    | 265,456   | 125,431     | 139,803   | 5,907       | 2,411     |
| June      | 27,967        | 82,732    | 300,478    | 267,365   | 164,795     | 143,877   | 5,079       | 1,178     |
| July      | 56,114        | 55,311    | 297,364    | 289,929   | 167,656     | 132,334   | 941         | 397       |
| August    | 53,870        | 48,812    | 285,876    | 218,277   | 150,907     | 112,860   | 695         | 1,271     |
| September | 53,247        | 44,021    | 273,901    | 193,152   | 132,908     | 102,424   | 2,651       | 1,038     |
| October   | 43,377        | 36,360    | 227,672    | 175,902   | 102,796     | 82,074    | 1,856       | 1,234     |
| November  | 28,192        | 19,931    | 158,009    | 146,235   | 69,918      | 80,304    | 1,856       | 1,234     |
| December  | 12,595        | 9,621     | 174,522    | 145,143   | 49,374      | 39,596    | 1,609       | 489       |
| Total     | 364,351       | 415,422   | 2,570,899  | 2,237,166 | 1,231,406   | 1,089,712 | 41,649      | 18,481    |
|           | Toronto       |           | Hamilton   |           | London      |           | Windsor     |           |
| January   | 134,171       | 198,829   | 17,333     | 14,543    | 16,148      | 32,932    | 2,725       | 5,257     |
| February  | 136,547       | 221,430   | 28,478     | 14,278    | 11,138      | 29,939    | 5,902       | 3,416     |
| March     | 179,812       | 252,743   | 27,971     | 12,609    | 5,227       | 38,145    | 5,091       | 5,759     |
| April     | 199,548       | 270,041   | 15,254     | 10,185    | 3,362       | 38,837    | 7,157       | 9,535     |
| May       | 207,972       | 276,048   | 22,004     | 9,883     | 2,003       | 40,237    | 5,508       | 19,167    |
| June      | 269,042       | 249,733   | 16,067     | 11,565    | 3,178       | 24,597    | 12,356      | 22,309    |
| July      | 273,841       | 252,282   | 26,233     | 20,310    | 11,149      | 15,572    | 19,818      | 15,240    |
| August    | 246,618       | 245,175   | 24,257     | 13,909    | 9,482       | 8,091     | 17,250      | 15,381    |
| September | 238,707       | 213,204   | 19,314     | 11,041    | 7,383       | 6,924     | 7,546       | 11,158    |
| October   | 199,379       | 189,006   | 28,552     | 15,631    | 22,058      | 7,246     | 5,280       | 10,898    |
| November  | 182,820       | 187,190   | 20,531     | 22,489    | 13,304      | 7,414     | 4,641       | 4,378     |
| December  | 200,927       | 165,429   | 22,673     | 18,263    | 27,324      | 6,315     | 4,625       | 4,781     |
| Total     | 2,470,484     | 2,721,170 | 268,607    | 174,706   | 131,846     | 256,149   | 87,699      | 127,270   |

Table 8.—Purchases of Fluid Cream in Pounds Butter-Fat—Concluded

Based on Distribution in Thirty-Two Markets of Canada by Months, 1943 and 1944

| Month     | Sudbury   |          | Ft. William and Pt. Arthur |          | Winnipeg   |           | Portage la Prairie |          |
|-----------|-----------|----------|----------------------------|----------|------------|-----------|--------------------|----------|
|           | 1943      | 1944     | 1943                       | 1944     | 1943       | 1944      | 1943               | 1944     |
|           | lb. B.F.  | lb. B.F. | lb. B.F.                   | lb. B.F. | lb. B.F.   | lb. B.F.  | lb. B.F.           | lb. B.F. |
| January   | 4,483     | 3,004    | 11,097                     | 10,522   | 73,897     | 93,681    | 1,312              | 680      |
| February  | 4,627     | 4,055    | 12,515                     | 9,321    | 69,579     | 87,672    | 1,584              | 790      |
| March     | 5,893     | 4,749    | 19,377                     | 12,428   | 79,965     | 95,508    | 1,852              | 815      |
| April     | 6,079     | 6,083    | 17,922                     | 15,145   | 75,370     | 89,359    | 1,875              | 1,050    |
| May       | 5,852     | 8,197    | 23,566                     | 26,565   | 77,953     | 92,573    | 852                | 1,135    |
| June      | 9,331     | 19,219   | 30,098                     | 25,766   | 74,913     | 89,317    | 795                | 1,300    |
| July      | 9,834     | 13,240   | 28,814                     | 27,506   | 74,629     | 96,579    | 2,060              | 2,896    |
| August    | 11,071    | 11,566   | 28,818                     | 30,293   | 77,618     | 96,086    | 2,279              | 1,363    |
| September | 9,224     | 9,532    | 25,934                     | 25,184   | 74,851     | 92,774    | 1,932              | 838      |
| October   | 7,350     | 6,887    | 21,100                     | 18,540   | 83,273     | 93,338    | 1,029              | 2,475    |
| November  | 4,939     | 4,873    | 16,759                     | 10,133   | 84,615     | 90,934    | 640                | 2,605    |
| December  | 3,548     | 3,851    | 12,987                     | 9,074    | 91,472     | 91,468    | 1,134              | 2,082    |
| Total     | 82,231    | 94,258   | 248,987                    | 220,477  | 938,135    | 1,109,289 | 17,344             | 18,029   |
|           | Brandon   |          | Moose Jaw                  |          | Regina     |           | Prince Albert      |          |
| January   | 4,074     | 5,867    | 6,360                      | 6,938    | 10,458     | 21,394    | 4,334              | 5,056    |
| February  | 4,255     | 6,223    | 6,294                      | 7,166    | 15,534     | 21,066    | 4,127              | 5,608    |
| March     | 5,042     | 5,673    | 7,609                      | 7,903    | 18,877     | 21,942    | 4,530              | 5,581    |
| April     | 4,842     | 6,347    | 6,452                      | 7,225    | 18,170     | 20,609    | 4,678              | 4,900    |
| May       | 4,372     | 4,881    | 6,724                      | 8,843    | 18,033     | 20,372    | 4,530              | 5,130    |
| June      | 4,619     | 3,957    | 7,435                      | 8,626    | 16,773     | 18,982    | 4,203              | 5,036    |
| July      | 5,925     | 5,537    | 6,001                      | 7,667    | 16,749     | 19,510    | 4,355              | 5,436    |
| August    | 5,599     | 5,769    | 6,125                      | 7,869    | 16,413     | 19,412    | 4,772              | 5,651    |
| September | 5,299     | 5,105    | 5,750                      | 7,180    | 16,823     | 19,017    | 4,358              | 4,676    |
| October   | 5,526     | 4,510    | 6,888                      | 6,832    | 18,181     | 18,630    | 4,734              | 4,649    |
| November  | 5,644     | 4,815    | 6,955                      | 6,768    | 18,772     | 18,784    | 4,814              | 4,765    |
| December  | 4,232     | 4,897    | 7,771                      | 6,734    | 21,346     | 18,901    | 5,257              | 4,941    |
| Total     | 59,469    | 63,581   | 80,364                     | 89,751   | 212,129    | 238,619   | 54,692             | 61,429   |
|           | Saskatoon |          | Medicine Hat               |          | Lethbridge |           | Calgary            |          |
| January   | 12,775    | 15,513   | 1,263                      | 711      | 5,040      | 7,527     | 21,861             | 20,943   |
| February  | 11,753    | 15,041   | 328                        | 1,007    | 5,264      | 9,022     | 26,153             | 18,692   |
| March     | 13,227    | 16,184   | 237                        | 1,183    | 8,031      | 10,714    | 27,460             | 24,128   |
| April     | 13,130    | 15,350   | 307                        | 1,243    | 8,987      | 10,777    | 28,042             | 22,122   |
| May       | 11,444    | 15,117   | 609                        | 1,385    | 10,160     | 11,529    | 28,840             | 20,377   |
| June      | 12,602    | 14,711   | 1,341                      | 1,312    | 10,813     | 12,604    | 21,382             | 16,173   |
| July      | 13,060    | 15,267   | 1,169                      | 1,127    | 12,667     | 11,559    | 30,377             | 18,398   |
| August    | 12,667    | 15,034   | 959                        | 1,265    | 9,027      | 10,161    | 26,418             | 18,108   |
| September | 12,966    | 13,483   | 795                        | 1,920    | 6,788      | 4,555     | 24,241             | 14,506   |
| October   | 14,625    | 14,146   | 665                        | 1,785    | 8,342      | 5,563     | 25,126             | 13,843   |
| November  | 14,482    | 13,916   | 655                        | 1,904    | 6,502      | 6,485     | 26,290             | 12,515   |
| December  | 15,944    | 14,114   | 638                        | 1,762    | 7,990      | 8,038     | 26,327             | 9,383    |
| Total     | 158,675   | 177,878  | 8,966                      | 16,604   | 99,611     | 108,534   | 312,547            | 209,188  |
|           | Edmonton  |          | Trail                      |          | Vancouver  |           | Victoria           |          |
| January   | 25,562    | 8,172    | 303                        | 5        | 975        | 3,333     | 1,596              | 651      |
| February  | 25,310    | 7,655    | 248                        | 236      | 3,222      | 3,519     | 1,413              | 429      |
| March     | 21,602    | 8,984    | 306                        | 210      | 2,512      | 2,255     | 1,241              | 394      |
| April     | 21,972    | 10,999   | 317                        | 155      | 1,309      | 1,491     | 1,708              | 314      |
| May       | 24,866    | 12,543   | 312                        | 240      | 4,503      | 4,525     | 2,406              | 585      |
| June      | 36,354    | 15,381   | 415                        | 229      | 2,732      | 5,546     | 2,512              | 535      |
| July      | 38,472    | 12,686   | 451                        | 111      | 1,519      | 6,645     | 2,099              | 636      |
| August    | 32,986    | 11,319   | 475                        | 67       | 1,354      | 6,050     | 1,900              | 522      |
| September | 7,019     | 7,927    | 256                        | 76       | 485        | 3,570     | 1,567              | 531      |
| October   | 22,394    | 3,471    | 131                        | 90       | 233        | 2,794     | 943                | 530      |
| November  | 20,294    | 3,672    | 155                        | 78       | 810        | 2,858     | 771                | 604      |
| December  | 18,992    | 2,194    | 160                        | 73       | 1,516      | 3,348     | 633                | 574      |
| Total     | 295,763   | 105,003  | 3,529                      | 1,570    | 21,170     | 45,924    | 18,789             | 6,305    |

Table 9.—Total Cost of Fluid Milk in Dollars

Based on Distribution in Thirty-Two Markets of Canada by Months, 1943 and 1944

| Month     | Charlottetown |           | Summerside |            | Halifax     |           | Sydney Area |           |
|-----------|---------------|-----------|------------|------------|-------------|-----------|-------------|-----------|
|           | 1943          | 1944      | 1943       | 1944       | 1943        | 1944      | 1943        | 1944      |
|           | \$            | \$        | \$         | \$         | \$          | \$        | \$          | \$        |
| January   | 7,824         | 10,944    | 2,030      | 3,339      | 75,704      | 81,843    | 28,384      | 35,477    |
| February  | 7,406         | 10,104    | 1,937      | 3,317      | 71,313      | 75,490    | 26,243      | 35,497    |
| March     | 8,724         | 10,727    | 2,405      | 3,326      | 66,410      | 84,215    | 26,423      | 39,801    |
| April     | 7,684         | 10,743    | 2,330      | 3,501      | 83,940      | 85,853    | 31,923      | 42,409    |
| May       | 9,103         | 10,667    | 2,398      | 3,347      | 90,070      | 96,983    | 38,089      | 47,642    |
| June      | 9,042         | 11,063    | 3,169      | 3,232      | 102,684     | 117,136   | 41,164      | 35,400    |
| July      | 9,352         | 11,132    | 3,349      | 3,387      | 98,463      | 110,389   | 42,035      | 48,855    |
| August    | 9,400         | 9,526     | 3,323      | 3,457      | 87,816      | 95,887    | 39,804      | 45,918    |
| September | 9,468         | 10,234    | 3,237      | 3,294      | 83,847      | 94,174    | 37,741      | 44,658    |
| October   | 10,420        | 10,533    | 3,394      | 3,294      | 76,919      | 81,495    | 38,241      | 44,980    |
| November  | 9,580         | 9,951     | 3,459      | 3,382      | 72,339      | 77,436    | 32,069      | 40,043    |
| December  | 10,888        | 11,042    | 3,339      | 3,316      | 75,999      | 86,511    | 32,472      | 40,779    |
| Total     | 108,891       | 126,666   | 34,370     | 40,192     | 985,504     | 1,097,412 | 414,588     | 501,359   |
|           | Moncton       |           | Saint John |            | Sherbrooke  |           | Quebec      |           |
| January   | 11,775        | 18,791    | 46,254     | 58,316     | 9,927       | 16,694    | 85,691      | 105,446   |
| February  | 14,723        | 18,280    | 54,627     | 60,825     | 9,836       | 19,953    | 82,883      | 102,453   |
| March     | 17,702        | 20,678    | 65,059     | 71,224     | 12,642      | 22,014    | 101,041     | 109,789   |
| April     | 17,500        | 17,688    | 67,007     | 60,234     | 12,615      | 23,234    | 104,040     | 109,811   |
| May       | 18,185        | 17,588    | 69,633     | 67,682     | 13,033      | 24,583    | 106,917     | 118,114   |
| June      | 14,639        | 16,812    | 66,548     | 65,075     | 25,613      | 23,746    | 110,051     | 118,504   |
| July      | 14,871        | 17,674    | 69,813     | 61,337     | 13,614      | 23,017    | 115,200     | 123,049   |
| August    | 15,829        | 16,308    | 69,618     | 60,192     | 15,294      | 23,128    | 111,704     | 124,772   |
| September | 17,411        | 16,895    | 66,850     | 65,244     | 16,577      | 21,743    | 108,982     | 122,334   |
| October   | 18,625        | 17,085    | 67,155     | 65,623     | 16,906      | 25,938    | 104,806     | 121,832   |
| November  | 18,991        | 17,607    | 66,199     | 65,624     | 15,849      | 24,733    | 108,951     | 117,701   |
| December  | 19,353        | 16,873    | 62,438     | 45,282     | 16,442      | 25,843    | 111,406     | 122,983   |
| Total     | 199,604       | 212,277   | 771,241    | 752,658    | 178,348     | 274,606   | 1,251,681   | 1,396,788 |
|           | Three Rivers  |           | Montreal   |            | Ottawa-Hull |           | Kingston    |           |
| January   | 17,723        | 23,991    | 752,347    | 797,508    | 142,384     | 161,305   | 41,011      | 45,162    |
| February  | 16,600        | 22,911    | 711,859    | 771,391    | 130,424     | 169,860   | 41,049      | 43,913    |
| March     | 19,790        | 25,685    | 793,123    | 825,332    | 171,631     | 200,639   | 42,601      | 46,774    |
| April     | 22,121        | 28,305    | 825,171    | 868,108    | 178,440     | 219,503   | 41,629      | 47,266    |
| May       | 24,577        | 29,895    | 867,863    | 953,655    | 187,614     | 238,978   | 42,844      | 46,203    |
| June      | 12,945        | 30,518    | 904,700    | 940,378    | 228,180     | 252,695   | 45,444      | 48,613    |
| July      | 25,464        | 28,118    | 877,952    | 935,413    | 222,093     | 223,618   | 46,093      | 49,183    |
| August    | 25,284        | 28,239    | 891,003    | 943,907    | 216,753     | 204,735   | 44,639      | 47,495    |
| September | 25,447        | 26,015    | 871,349    | 904,227    | 204,888     | 187,066   | 42,733      | 42,875    |
| October   | 23,105        | 26,313    | 851,510    | 920,991    | 185,660     | 188,689   | 47,309      | 45,269    |
| November  | 21,541        | 26,648    | 812,704    | 864,781    | 157,210     | 178,421   | 46,090      | 45,682    |
| December  | 22,420        | 27,383    | 857,608    | 908,940    | 165,332     | 188,248   | 44,517      | 45,258    |
| Total     | 257,017       | 324,021   | 10,017,189 | 10,634,631 | 2,190,609   | 2,413,757 | 526,059     | 553,593   |
|           | Toronto       |           | Hamilton   |            | London      |           | Windsor     |           |
| January   | 742,269       | 808,991   | 153,751    | 177,130    | 76,866      | 105,107   | 112,355     | 123,205   |
| February  | 711,715       | 784,197   | 142,501    | 171,054    | 72,288      | 92,766    | 105,936     | 116,528   |
| March     | 802,018       | 850,868   | 161,225    | 188,287    | 86,039      | 107,175   | 121,480     | 128,584   |
| April     | 800,267       | 821,993   | 164,512    | 182,499    | 99,073      | 110,495   | 121,317     | 128,823   |
| May       | 836,253       | 868,084   | 173,443    | 189,693    | 102,661     | 119,765   | 129,981     | 144,042   |
| June      | 841,113       | 862,843   | 175,722    | 189,896    | 107,084     | 84,694    | 131,741     | 139,650   |
| July      | 810,554       | 837,161   | 175,750    | 182,484    | 100,297     | 86,474    | 132,073     | 132,531   |
| August    | 788,049       | 812,789   | 170,485    | 181,383    | 97,305      | 85,673    | 129,455     | 129,924   |
| September | 731,199       | 751,530   | 164,022    | 170,760    | 96,408      | 82,157    | 119,947     | 124,029   |
| October   | 797,651       | 817,407   | 171,147    | 175,262    | 83,440      | 81,265    | 122,824     | 124,316   |
| November  | 767,082       | 803,897   | 163,461    | 182,280    | 78,217      | 76,535    | 116,963     | 117,665   |
| December  | 800,695       | 793,333   | 188,584    | 172,238    | 93,877      | 73,757    | 121,224     | 121,029   |
| Total     | 9,428,865     | 9,813,102 | 2,004,603  | 2,162,963  | 1,093,554   | 1,105,853 | 1,465,305   | 1,530,186 |



Table 9.—Total Cost of Fluid Milk in Dollars—Concluded

Based on Distribution in Thirty-Two Markets of Canada by Months, 1943 and 1944

| Month          | Sudbury   |         | Ft. William and<br>Pt. Arthur |         | Winnipeg   |           | Portage la Prairie |           |
|----------------|-----------|---------|-------------------------------|---------|------------|-----------|--------------------|-----------|
|                | 1943      | 1944    | 1943                          | 1944    | 1943       | 1944      | 1943               | 1944      |
|                | \$        | \$      | \$                            | \$      | \$         | \$        | \$                 | \$        |
| January.....   | 31,805    | 37,178  | 39,216                        | 47,346  | 182,351    | 200,564   | 3,157              | 5,272     |
| February.....  | 31,412    | 36,504  | 38,439                        | 46,170  | 170,160    | 193,127   | 3,322              | 6,108     |
| March.....     | 34,672    | 39,759  | 44,030                        | 50,518  | 194,850    | 208,878   | 3,451              | 6,286     |
| April.....     | 36,917    | 38,008  | 44,082                        | 51,189  | 190,892    | 200,098   | 4,167              | 6,260     |
| May.....       | 36,081    | 40,345  | 44,151                        | 49,648  | 194,497    | 203,075   | 5,252              | 6,946     |
| June.....      | 36,068    | 40,435  | 43,088                        | 52,684  | 193,615    | 201,219   | 6,123              | 6,106     |
| July.....      | 39,020    | 40,707  | 46,654                        | 52,786  | 199,713    | 204,032   | 6,234              | 6,512     |
| August.....    | 35,590    | 40,706  | 44,749                        | 52,187  | 196,878    | 198,888   | 5,233              | 5,849     |
| September..... | 35,901    | 36,943  | 43,271                        | 49,590  | 197,342    | 195,003   | 4,240              | 4,416     |
| October.....   | 35,564    | 38,020  | 40,115                        | 50,863  | 199,953    | 202,809   | 4,048              | 4,958     |
| November.....  | 34,168    | 37,314  | 41,245                        | 47,508  | 198,903    | 192,051   | 4,102              | 4,584     |
| December.....  | 35,298    | 39,355  | 45,753                        | 48,660  | 201,771    | 203,543   | 4,112              | 5,200     |
| Total.....     | 422,496   | 465,874 | 514,793                       | 599,149 | 2,320,925  | 2,403,375 | 53,441             | 68,497    |
|                | Brandon   |         | Moose Jaw                     |         | Regina     |           | Prince Albert      |           |
| January.....   | 12,927    | 14,513  | 15,300                        | 18,374  | 37,362     | 41,378    | 8,521              | 10,781    |
| February.....  | 12,835    | 14,610  | 16,107                        | 18,196  | 37,899     | 42,448    | 8,491              | 10,661    |
| March.....     | 16,704    | 15,327  | 18,555                        | 19,067  | 41,350     | 42,325    | 10,179             | 10,969    |
| April.....     | 17,614    | 14,497  | 18,804                        | 17,971  | 41,778     | 41,934    | 9,691              | 10,218    |
| May.....       | 16,436    | 14,961  | 18,438                        | 18,993  | 41,542     | 42,902    | 9,542              | 10,923    |
| June.....      | 15,867    | 13,904  | 17,794                        | 17,300  | 39,522     | 40,083    | 8,925              | 10,906    |
| July.....      | 17,439    | 14,757  | 18,124                        | 17,433  | 39,163     | 39,712    | 10,070             | 11,130    |
| August.....    | 16,604    | 14,200  | 17,326                        | 17,090  | 38,148     | 38,531    | 9,939              | 10,465    |
| September..... | 15,374    | 12,867  | 18,215                        | 16,410  | 36,153     | 37,464    | 9,280              | 9,388     |
| October.....   | 15,464    | 13,835  | 17,929                        | 16,438  | 38,215     | 39,883    | 10,323             | 10,176    |
| November.....  | 14,760    | 13,341  | 17,731                        | 15,874  | 39,537     | 39,540    | 10,750             | 11,406    |
| December.....  | 15,678    | 13,057  | 18,782                        | 15,678  | 40,767     | 41,380    | 9,846              | 11,632    |
| Total.....     | 187,702   | 169,869 | 213,105                       | 208,833 | 471,436    | 487,580   | 115,666            | 128,861   |
|                | Saskatoon |         | Medicine Hat                  |         | Lethbridge |           | Calgary            |           |
| January.....   | 30,875    | 34,845  | 5,950                         | 8,302   | 21,017     | 25,242    | 65,669             | 97,432    |
| February.....  | 29,874    | 35,148  | 6,161                         | 8,502   | 20,575     | 24,206    | 59,168             | 83,887    |
| March.....     | 34,299    | 36,658  | 6,992                         | 9,306   | 22,730     | 24,978    | 67,517             | 89,319    |
| April.....     | 34,175    | 35,142  | 8,157                         | 9,136   | 22,940     | 23,274    | 76,903             | 87,660    |
| May.....       | 35,038    | 34,749  | 10,366                        | 9,082   | 23,174     | 22,707    | 84,022             | 90,782    |
| June.....      | 31,344    | 32,774  | 10,766                        | 10,362  | 22,521     | 22,246    | 80,577             | 87,982    |
| July.....      | 34,191    | 34,450  | 10,782                        | 11,267  | 25,028     | 21,575    | 87,844             | 92,019    |
| August.....    | 31,069    | 34,066  | 9,913                         | 10,932  | 25,947     | 19,841    | 81,320             | 87,026    |
| September..... | 31,404    | 33,075  | 8,808                         | 10,054  | 25,578     | 18,778    | 78,598             | 83,472    |
| October.....   | 34,347    | 37,779  | 8,690                         | 9,233   | 33,011     | 20,078    | 82,492             | 89,817    |
| November.....  | 34,567    | 36,768  | 7,303                         | 8,713   | 26,226     | 21,398    | 79,480             | 85,288    |
| December.....  | 35,099    | 36,160  | 7,362                         | 9,072   | 26,523     | 22,185    | 82,110             | 87,035    |
| Total.....     | 396,282   | 422,212 | 101,250                       | 114,881 | 295,276    | 266,598   | 925,700            | 1,061,719 |
|                | Edmonton  |         | Trail                         |         | Vancouver  |           | Victoria           |           |
| January.....   | 58,723    | 64,053  | 2,018                         | 1,961   | 112,117    | 150,742   | 32,801             | 37,036    |
| February.....  | 59,476    | 62,870  | 1,675                         | 1,902   | 111,989    | 112,690   | 32,024             | 37,170    |
| March.....     | 91,200    | 88,174  | 1,789                         | 1,928   | 140,557    | 152,351   | 36,489             | 40,231    |
| April.....     | 72,897    | 81,824  | 1,902                         | 1,592   | 121,233    | 129,668   | 40,439             | 40,650    |
| May.....       | 80,128    | 85,080  | 2,242                         | 1,648   | 163,839    | 174,593   | 45,943             | 37,105    |
| June.....      | 78,750    | 82,233  | 2,335                         | 1,634   | 176,624    | 144,211   | 38,026             | 34,648    |
| July.....      | 79,730    | 80,053  | 2,513                         | 1,745   | 176,616    | 176,616   | 38,026             | 34,648    |
| August.....    | 77,519    | 77,460  | 2,389                         | 1,812   | 135,119    | 174,269   | 30,631             | 32,562    |
| September..... | 75,098    | 72,330  | 2,576                         | 1,842   | 165,709    | 159,139   | 41,298             | 32,943    |
| October.....   | 76,503    | 76,945  | 1,915                         | 1,959   | 151,815    | 148,491   | 35,824             | 31,960    |
| November.....  | 78,152    | 78,068  | 1,785                         | 1,756   | 146,754    | 159,683   | 36,217             | 33,243    |
| December.....  | 82,811    | 78,975  | 1,995                         | 1,701   | 157,800    | 169,100   | 33,453             | 33,100    |
| Total.....     | 911,887   | 968,065 | 25,134                        | 21,480  | 1,725,443  | 1,827,728 | 444,474            | 427,323   |

Table 10.—Total Cost of Fluid Cream in Dollars

Based on Distribution in Thirty-Two Markets of Canada by Months, 1943 and 1944

| Month             | Charlottetown       |                  | Summerside        |                  | Halifax            |                | Sydney Area     |                |
|-------------------|---------------------|------------------|-------------------|------------------|--------------------|----------------|-----------------|----------------|
|                   | 1943                | 1944             | 1943              | 1944             | 1943               | 1944           | 1943            | 1944           |
|                   | \$                  | \$               | \$                | \$               | \$                 | \$             | \$              | \$             |
| January.....      | 3,668               | 885              | 240               | 203              | 5,680              | 3,246          | 1,886           | 1,568          |
| February.....     | 3,256               | 825              | 153               | 184              | 4,262              | 2,965          | 1,434           | 1,317          |
| March.....        | 3,140               | 896              | 270               | 163              | 3,856              | 3,264          | 1,513           | 775            |
| April.....        | 4,063               | 815              | 229               | 327              | 5,311              | 3,512          | 1,728           | -              |
| May.....          | 1,236               | 892              | 64                | 528              | 6,796              | 4,451          | 2,094           | -              |
| June.....         | 1,560               | 1,066            | 268               | 641              | 7,329              | 4,946          | 1,920           | -              |
| July.....         | 2,038               | 1,277            | 262               | 476              | 6,818              | 4,816          | 1,789           | -              |
| August.....       | 1,539               | 1,281            | 28                | 433              | 6,330              | 4,066          | 1,818           | -              |
| September.....    | 1,505               | 1,235            | 7                 | 419              | 5,514              | 3,945          | 1,342           | -              |
| October.....      | 1,220               | 1,290            | 444               | 410              | 6,234              | 3,979          | 1,645           | -              |
| November.....     | 1,033               | 988              | 305               | 112              | 4,083              | 3,375          | 1,598           | -              |
| December.....     | 858                 | 952              | 275               | 123              | 3,408              | 3,175          | 1,321           | -              |
| <b>Total.....</b> | <b>25,206</b>       | <b>12,402</b>    | <b>2,545</b>      | <b>4,019</b>     | <b>65,621</b>      | <b>45,440</b>  | <b>19,997</b>   | <b>3,660</b>   |
|                   | <b>Moncton</b>      |                  | <b>Saint John</b> |                  | <b>Sherbrooke</b>  |                | <b>Quebec</b>   |                |
| January.....      | 1,486               | 1,077            | 3,292             | 2,824            | 11,958             | 3,183          | 18,371          | 15,822         |
| February.....     | 1,532               | 1,590            | 3,286             | 2,753            | 4,142              | 3,712          | 8,865           | 14,245         |
| March.....        | 1,729               | 1,837            | 3,855             | 5,381            | 1,958              | 1,998          | 17,999          | 14,513         |
| April.....        | 1,793               | 1,946            | 3,099             | 2,783            | 1,966              | 4,593          | 48,644          | 44,738         |
| May.....          | 1,992               | 2,474            | 6,270             | 2,512            | 7,779              | 10,072         | 51,120          | 64,654         |
| June.....         | 2,011               | 2,160            | 5,192             | 3,244            | 22,682             | 12,257         | 59,488          | 82,130         |
| July.....         | 1,843               | 1,954            | 5,432             | 2,447            | 10,693             | 10,572         | 61,597          | 78,314         |
| August.....       | 1,638               | 1,519            | 7,953             | 1,778            | 8,798              | 9,322          | 54,587          | 71,282         |
| September.....    | 1,564               | 1,672            | 6,127             | 2,197            | 6,613              | 7,568          | 52,674          | 66,431         |
| October.....      | 1,418               | 1,490            | 4,433             | 1,878            | 4,704              | 6,788          | 44,286          | 54,231         |
| November.....     | 1,214               | 1,454            | 3,058             | 1,807            | 2,698              | 3,790          | 26,588          | 42,437         |
| December.....     | 1,556               | 1,255            | 3,168             | 1,528            | 1,590              | 2,727          | 20,059          | 27,631         |
| <b>Total.....</b> | <b>19,876</b>       | <b>20,938</b>    | <b>55,163</b>     | <b>31,132</b>    | <b>85,497</b>      | <b>76,582</b>  | <b>464,278</b>  | <b>576,428</b> |
|                   | <b>Three Rivers</b> |                  | <b>Montreal</b>   |                  | <b>Ottawa-Hull</b> |                | <b>Kingston</b> |                |
| January.....      | 3,655               | 3,926            | 71,367            | 74,032           | 20,581             | 22,226         | 2,542           | 745            |
| February.....     | 1,262               | 1,894            | 70,840            | 67,300           | 17,464             | 21,068         | 2,355           | 1,308          |
| March.....        | 2,572               | 2,655            | 86,558            | 78,057           | 31,914             | 35,813         | 2,354           | 1,308          |
| April.....        | 11,958              | 15,453           | 110,100           | 98,093           | 48,028             | 48,231         | 3,453           | 1,119          |
| May.....          | 15,989              | 24,000           | 139,139           | 145,128          | 51,299             | 58,819         | 2,875           | 1,167          |
| June.....         | 11,645              | 31,785           | 157,258           | 149,385          | 62,303             | 60,214         | 2,437           | 585            |
| July.....         | 22,051              | 21,383           | 159,752           | 157,104          | 62,922             | 55,215         | 354             | 151            |
| August.....       | 21,078              | 19,141           | 153,720           | 122,019          | 59,685             | 48,416         | 255             | 680            |
| September.....    | 20,845              | 17,429           | 147,466           | 107,989          | 50,888             | 44,332         | 1,312           | 550            |
| October.....      | 16,967              | 14,370           | 124,486           | 100,118          | 40,576             | 36,477         | 937             | 683            |
| November.....     | 11,059              | 7,979            | 90,222            | 83,784           | 30,510             | 34,876         | 937             | 683            |
| December.....     | 5,360               | 3,855            | 100,823           | 84,519           | 22,836             | 18,003         | 745             | 228            |
| <b>Total.....</b> | <b>144,441</b>      | <b>163,879</b>   | <b>1,411,731</b>  | <b>1,268,428</b> | <b>499,006</b>     | <b>483,690</b> | <b>20,556</b>   | <b>9,197</b>   |
|                   | <b>Toronto</b>      |                  | <b>Hamilton</b>   |                  | <b>London</b>      |                | <b>Windsor</b>  |                |
| January.....      | 72,488              | 112,333          | 7,563             | 7,039            | 8,129              | 17,656         | 1,357           | 2,846          |
| February.....     | 73,895              | 127,225          | 12,882            | 6,885            | 5,769              | 10,850         | 2,924           | 1,796          |
| March.....        | 93,631              | 142,336          | 12,482            | 5,908            | 2,883              | 21,556         | 2,552           | 3,089          |
| April.....        | 104,115             | 150,042          | 6,356             | 4,776            | 1,849              | 22,662         | 3,661           | 5,256          |
| May.....          | 110,162             | 152,330          | 9,204             | 4,522            | 1,030              | 23,332         | 2,648           | 10,577         |
| June.....         | 141,551             | 130,003          | 6,527             | 5,119            | 1,704              | 13,895         | 6,132           | 10,050         |
| July.....         | 136,605             | 140,563          | 11,098            | 8,471            | 6,250              | 8,466          | 10,569          | 8,203          |
| August.....       | 133,654             | 132,385          | 10,844            | 6,259            | 5,215              | 4,613          | 9,103           | 8,250          |
| September.....    | 127,083             | 117,351          | 8,691             | 4,821            | 3,987              | 3,899          | 3,952           | 5,806          |
| October.....      | 109,124             | 105,151          | 12,993            | 7,286            | 11,633             | 4,077          | 2,894           | 5,888          |
| November.....     | 104,436             | 104,215          | 9,877             | 10,653           | 7,276              | 4,123          | 2,357           | 2,254          |
| December.....     | 114,294             | 93,238           | 10,470            | 8,675            | 15,216             | 3,588          | 2,427           | 2,539          |
| <b>Total.....</b> | <b>1,321,038</b>    | <b>1,516,272</b> | <b>118,987</b>    | <b>80,414</b>    | <b>70,941</b>      | <b>144,717</b> | <b>60,576</b>   | <b>68,554</b>  |

Table 10.—Total Cost of Fluid Cream in Dollars—Concluded

Based on Distribution in Thirty-Two Markets of Canada by Months, 1943 and 1944

| Month     | Sudbury   |        | Ft. William and<br>Pt. Arthur |        | Winnipeg   |         | Portage la Prairie |         |
|-----------|-----------|--------|-------------------------------|--------|------------|---------|--------------------|---------|
|           | 1943      | 1944   | 1943                          | 1944   | 1943       | 1944    | 1943               | 1944    |
|           | \$        | \$     | \$                            | \$     | \$         | \$      | \$                 | \$      |
| January   | 2,208     | 1,454  | 4,410                         | 4,906  | 37,685     | 49,651  | 538                | 271     |
| February  | 2,322     | 2,037  | 5,225                         | 4,504  | 36,877     | 46,466  | 592                | 309     |
| March     | 3,031     | 2,233  | 8,491                         | 5,789  | 42,381     | 50,619  | 779                | 320     |
| April     | 3,219     | 2,557  | 7,050                         | 6,766  | 39,946     | 47,360  | 790                | 403     |
| May       | 2,960     | 3,465  | 9,989                         | 11,032 | 41,315     | 49,064  | 343                | 462     |
| June      | 4,754     | 7,308  | 12,058                        | 10,711 | 39,704     | 47,338  | 318                | 542     |
| July      | 5,225     | 4,679  | 11,754                        | 11,148 | 39,553     | 51,187  | 824                | 1,183   |
| August    | 5,805     | 4,156  | 11,746                        | 12,970 | 41,138     | 50,926  | 912                | 538     |
| September | 4,757     | 3,687  | 10,628                        | 10,848 | 39,671     | 49,170  | 774                | 347     |
| October   | 3,873     | 2,926  | 10,087                        | 8,633  | 44,135     | 49,469  | 412                | 1,005   |
| November  | 2,271     | 2,192  | 7,544                         | 4,659  | 44,846     | 48,195  | 256                | 1,071   |
| December  | 1,746     | 1,663  | 6,111                         | 4,392  | 48,480     | 48,478  | 454                | 832     |
| Total     | 42,171    | 38,557 | 106,002                       | 96,448 | 495,731    | 587,923 | 6,992              | 7,283   |
|           | Brandon   |        | Moose Jaw                     |        | Regina     |         | Prince Albert      |         |
| January   | 1,991     | 2,868  | 2,452                         | 3,350  | 7,447      | 10,414  | 1,950              | 2,472   |
| February  | 2,242     | 3,035  | 2,755                         | 3,451  | 7,151      | 10,205  | 1,857              | 2,718   |
| March     | 2,470     | 2,903  | 3,292                         | 3,812  | 8,737      | 10,711  | 2,038              | 2,778   |
| April     | 2,343     | 3,069  | 2,854                         | 3,488  | 8,177      | 10,153  | 2,105              | 2,485   |
| May       | 1,806     | 2,450  | 2,750                         | 4,441  | 8,489      | 10,016  | 2,010              | 2,569   |
| June      | 1,904     | 1,872  | 3,074                         | 4,295  | 7,249      | 9,132   | 1,891              | 2,544   |
| July      | 2,518     | 2,607  | 2,700                         | 3,734  | 7,517      | 9,398   | 1,877              | 2,711   |
| August    | 2,417     | 2,784  | 2,750                         | 3,785  | 7,693      | 9,453   | 2,147              | 2,844   |
| September | 2,367     | 2,399  | 2,626                         | 3,500  | 7,570      | 9,284   | 1,961              | 2,339   |
| October   | 2,455     | 2,099  | 2,903                         | 3,325  | 7,907      | 9,052   | 2,130              | 2,274   |
| November  | 2,576     | 2,630  | 2,968                         | 3,293  | 8,447      | 8,999   | 2,166              | 2,350   |
| December  | 1,960     | 2,607  | 3,557                         | 3,290  | 9,606      | 9,090   | 2,366              | 2,435   |
| Total     | 27,139    | 31,223 | 34,766                        | 43,764 | 95,990     | 115,907 | 24,507             | 30,559  |
|           | Saskatoon |        | Medicine Hat                  |        | Lethbridge |         | Calgary            |         |
| January   | 5,748     | 7,878  | 568                           | 320    | 2,277      | 3,371   | 10,765             | 10,172  |
| February  | 5,289     | 7,708  | 148                           | 453    | 2,429      | 4,049   | 12,079             | 9,057   |
| March     | 5,952     | 8,276  | 107                           | 532    | 3,600      | 4,964   | 13,176             | 11,805  |
| April     | 5,908     | 7,894  | 138                           | 559    | 4,043      | 4,823   | 13,113             | 10,834  |
| May       | 5,150     | 7,744  | 274                           | 623    | 4,590      | 5,157   | 13,392             | 11,418  |
| June      | 5,671     | 7,591  | 603                           | 590    | 4,857      | 5,632   | 9,754              | 8,499   |
| July      | 5,827     | 7,326  | 526                           | 507    | 5,514      | 5,155   | 13,968             | 10,216  |
| August    | 5,700     | 7,738  | 431                           | 594    | 4,502      | 4,625   | 10,579             | 10,151  |
| September | 5,834     | 6,906  | 357                           | 958    | 3,055      | 2,039   | 11,273             | 8,255   |
| October   | 6,851     | 7,207  | 299                           | 892    | 3,736      | 2,433   | 11,532             | 7,989   |
| November  | 6,517     | 7,072  | 295                           | 952    | 2,948      | 2,907   | 12,573             | 7,181   |
| December  | 7,175     | 7,287  | 287                           | 881    | 3,581      | 3,608   | 12,821             | 5,173   |
| Total     | 71,622    | 90,627 | 4,033                         | 7,861  | 45,132     | 48,663  | 145,325            | 110,750 |
|           | Edmonton  |        | Trail                         |        | Vancouver  |         | Victoria           |         |
| January   | 10,520    | 3,707  | 255                           | 4      | 524        | 1,959   | 799                | 345     |
| February  | 10,167    | 3,483  | 215                           | 197    | 1,551      | 2,169   | 707                | 230     |
| March     | 8,632     | 4,083  | 243                           | 186    | 1,508      | 1,392   | 620                | 228     |
| April     | 8,508     | 5,043  | 232                           | 136    | 822        | 827     | 844                | 182     |
| May       | 8,791     | 5,711  | 239                           | 204    | 2,556      | 2,637   | 1,235              | 315     |
| June      | 13,108    | 7,020  | 283                           | 191    | 1,563      | 3,011   | 1,229              | 297     |
| July      | 13,895    | 5,888  | 308                           | 96     | 866        | 3,748   | 1,043              | 376     |
| August    | 11,935    | 5,154  | 324                           | 58     | 785        | 3,533   | 980                | 315     |
| September | 3,225     | 3,612  | 213                           | 66     | 276        | 2,114   | 788                | 312     |
| October   | 9,261     | 1,554  | 111                           | 78     | 129        | 1,644   | 482                | 295     |
| November  | 7,757     | 1,645  | 133                           | 69     | 472        | 1,862   | 408                | 359     |
| December  | 7,625     | 974    | 145                           | 63     | 937        | 2,090   | 315                | 352     |
| Total     | 110,224   | 47,874 | 2,701                         | 1,348  | 11,989     | 26,986  | 9,450              | 3,612   |

Table 11.—Average Cost of Fluid Milk Per Hundred

Based on Distribution in Thirty-Two Markets of Canada by Months, 1943 and 1944

| Month          | Charlottetown |      | Summerside |      | Halifax     |      | Sydney Area |      |
|----------------|---------------|------|------------|------|-------------|------|-------------|------|
|                | 1943          | 1944 | 1943       | 1944 | 1943        | 1944 | 1943        | 1944 |
|                | \$            | \$   | \$         | \$   | \$          | \$   | \$          | \$   |
| January.....   | 2.17          | 2.24 | 2.14       | 2.08 | 2.68        | 2.99 | 2.87        | 3.10 |
| February.....  | 2.17          | 2.20 | 2.15       | 2.07 | 2.65        | 3.00 | 2.87        | 3.08 |
| March.....     | 2.23          | 2.16 | 2.20       | 1.97 | 2.68        | 2.96 | 2.83        | 3.06 |
| April.....     | 2.17          | 2.16 | 2.05       | 1.94 | 2.63        | 2.93 | 2.86        | 3.06 |
| May.....       | 2.14          | 2.14 | 2.02       | 1.96 | 2.61        | 2.91 | 2.84        | 3.06 |
| June.....      | 2.20          | 2.18 | 2.09       | 1.95 | 2.68        | 2.93 | 2.84        | 3.05 |
| July.....      | 2.16          | 2.14 | 2.09       | 1.94 | 2.64        | 2.90 | 2.83        | 3.05 |
| August.....    | 2.12          | 2.18 | 2.06       | 1.98 | 2.63        | 2.88 | 2.86        | 3.04 |
| September..... | 2.12          | 2.18 | 2.06       | 2.05 | 2.64        | 3.00 | 2.90        | 3.07 |
| October.....   | 2.35          | 2.19 | 2.10       | 2.05 | 2.69        | 2.95 | 2.90        | 3.08 |
| November.....  | 2.22          | 2.17 | 2.04       | 2.03 | 2.74        | 2.97 | 2.89        | 3.09 |
| December.....  | 2.26          | 2.33 | 2.15       | 2.04 | 2.98        | 2.97 | 3.09        | 3.09 |
| Average.....   | 2.19          | 2.19 | 2.09       | 2.00 | 2.68        | 2.95 | 2.88        | 3.07 |
|                | Moncton       |      | Saint John |      | Sherbrooke  |      | Quebec      |      |
| January.....   | 2.63          | 2.88 | 2.77       | 2.72 | 2.31        | 2.38 | 2.43        | 2.46 |
| February.....  | 2.68          | 2.85 | 2.67       | 2.76 | 2.30        | 2.35 | 2.43        | 2.50 |
| March.....     | 2.71          | 2.85 | 2.64       | 2.78 | 2.29        | 2.34 | 2.44        | 2.47 |
| April.....     | 2.73          | 2.84 | 2.72       | 2.74 | 2.29        | 2.34 | 2.43        | 2.39 |
| May.....       | 2.66          | 2.81 | 2.69       | 2.76 | 2.31        | 2.32 | 2.43        | 2.39 |
| June.....      | 2.70          | 2.77 | 2.74       | 2.73 | 2.23        | 2.34 | 2.43        | 2.39 |
| July.....      | 2.64          | 2.74 | 2.72       | 2.71 | 2.32        | 2.34 | 2.42        | 2.43 |
| August.....    | 2.66          | 2.77 | 2.77       | 2.71 | 2.33        | 2.33 | 2.42        | 2.41 |
| September..... | 2.74          | 2.84 | 2.74       | 2.77 | 2.35        | 2.33 | 2.43        | 2.45 |
| October.....   | 2.90          | 2.93 | 2.77       | 2.80 | 2.37        | 2.38 | 2.44        | 2.42 |
| November.....  | 2.91          | 2.91 | 2.79       | 2.79 | 2.36        | 2.47 | 2.43        | 2.43 |
| December.....  | 2.89          | 2.94 | 2.78       | 2.85 | 2.36        | 2.47 | 2.43        | 2.45 |
| Average.....   | 2.74          | 2.84 | 2.73       | 2.76 | 2.32        | 2.37 | 2.43        | 2.43 |
|                | Three Rivers  |      | Montreal   |      | Ottawa-Hull |      | Kingston    |      |
| January.....   | 2.21          | 2.44 | 2.54       | 2.52 | 2.27        | 2.31 | 2.37        | 2.39 |
| February.....  | 2.23          | 2.40 | 2.54       | 2.55 | 2.26        | 2.40 | 2.40        | 2.34 |
| March.....     | 2.20          | 2.43 | 2.53       | 2.53 | 2.25        | 2.34 | 2.37        | 2.34 |
| April.....     | 2.22          | 2.46 | 2.48       | 2.49 | 2.18        | 2.28 | 2.29        | 2.30 |
| May.....       | 2.22          | 2.22 | 2.45       | 2.52 | 2.13        | 2.22 | 2.21        | 2.29 |
| June.....      | 2.30          | 2.31 | 2.40       | 2.50 | 2.15        | 2.22 | 2.22        | 2.24 |
| July.....      | 2.22          | 2.22 | 2.48       | 2.50 | 2.28        | 2.24 | 2.27        | 2.23 |
| August.....    | 2.22          | 2.25 | 2.53       | 2.51 | 2.29        | 2.23 | 2.30        | 2.25 |
| September..... | 2.22          | 2.21 | 2.53       | 2.54 | 2.29        | 2.20 | 2.32        | 2.26 |
| October.....   | 2.21          | 2.39 | 2.57       | 2.55 | 2.29        | 2.37 | 2.47        | 2.37 |
| November.....  | 2.21          | 2.38 | 2.57       | 2.55 | 2.35        | 2.37 | 2.45        | 2.38 |
| December.....  | 2.21          | 2.40 | 2.62       | 2.55 | 2.37        | 2.38 | 2.41        | 2.39 |
| Average.....   | 2.22          | 2.32 | 2.52       | 2.52 | 2.25        | 2.30 | 2.34        | 2.31 |
|                | Toronto       |      | Hamilton   |      | London      |      | Windsor     |      |
| January.....   | 2.47          | 2.53 | 2.58       | 2.55 | 2.29        | 2.29 | 2.49        | 2.56 |
| February.....  | 2.52          | 2.54 | 2.56       | 2.53 | 2.28        | 2.27 | 2.50        | 2.53 |
| March.....     | 2.51          | 2.52 | 2.56       | 2.53 | 2.26        | 2.24 | 2.50        | 2.53 |
| April.....     | 2.49          | 2.44 | 2.53       | 2.53 | 2.23        | 2.21 | 2.45        | 2.50 |
| May.....       | 2.46          | 2.44 | 2.52       | 2.48 | 2.17        | 2.17 | 2.43        | 2.47 |
| June.....      | 2.46          | 2.43 | 2.51       | 2.52 | 2.12        | 2.27 | 2.40        | 2.40 |
| July.....      | 2.46          | 2.41 | 2.54       | 2.46 | 2.15        | 2.32 | 2.45        | 2.40 |
| August.....    | 2.46          | 2.45 | 2.50       | 2.48 | 2.17        | 2.32 | 2.41        | 2.41 |
| September..... | 2.48          | 2.47 | 2.55       | 2.52 | 2.26        | 2.32 | 2.52        | 2.47 |
| October.....   | 2.54          | 2.53 | 2.63       | 2.51 | 2.30        | 2.33 | 2.54        | 2.55 |
| November.....  | 2.56          | 2.55 | 2.64       | 2.57 | 2.36        | 2.34 | 2.57        | 2.58 |
| December.....  | 2.55          | 2.55 | 2.61       | 2.55 | 2.31        | 2.33 | 2.55        | 2.55 |
| Average.....   | 2.50          | 2.49 | 2.56       | 2.51 | 2.23        | 2.28 | 2.48        | 2.49 |



Table 11.—Average Cost of Fluid Milk Per Hundred—Concluded

Based on Distribution in Thirty-Two Markets of Canada by Months, 1943 and 1944

| Month          | Sudbury   |      | Ft. William and<br>Pt. Arthur |      | Winnipeg   |      | Portage la Prairie |      |
|----------------|-----------|------|-------------------------------|------|------------|------|--------------------|------|
|                | 1943      | 1944 | 1943                          | 1944 | 1943       | 1944 | 1943               | 1944 |
|                | \$        | \$   | \$                            | \$   | \$         | \$   | \$                 | \$   |
| January.....   | 2.64      | 2.75 | 2.64                          | 2.71 | 2.35       | 2.35 | 2.42               | 2.42 |
| February.....  | 2.70      | 2.69 | 2.65                          | 2.71 | 2.34       | 2.34 | 2.63               | 2.45 |
| March.....     | 2.62      | 2.68 | 2.62                          | 2.67 | 2.34       | 2.34 | 2.42               | 2.45 |
| April.....     | 2.61      | 2.68 | 2.61                          | 2.65 | 2.33       | 2.33 | 2.50               | 2.43 |
| May.....       | 2.59      | 2.65 | 2.59                          | 2.64 | 2.34       | 2.32 | 2.46               | 2.40 |
| June.....      | 2.59      | 2.63 | 2.38                          | 2.64 | 2.34       | 2.33 | 2.60               | 2.37 |
| July.....      | 2.60      | 2.63 | 2.43                          | 2.63 | 2.32       | 2.33 | 2.59               | 2.39 |
| August.....    | 2.52      | 2.64 | 2.48                          | 2.63 | 2.33       | 2.33 | 2.39               | 2.40 |
| September..... | 2.64      | 2.62 | 2.62                          | 2.66 | 2.36       | 2.37 | 2.42               | 2.42 |
| October.....   | 2.71      | 2.70 | 2.66                          | 2.67 | 2.37       | 2.37 | 2.54               | 2.48 |
| November.....  | 2.70      | 2.67 | 2.72                          | 2.70 | 2.38       | 2.36 | 2.42               | 2.46 |
| December.....  | 2.70      | 2.67 | 2.71                          | 2.75 | 2.37       | 2.36 | 2.41               | 2.42 |
| Average.....   | 2.63      | 2.67 | 2.60                          | 2.67 | 2.35       | 2.34 | 2.48               | 2.42 |
|                | Brandon   |      | Moose Jaw                     |      | Regina     |      | Prince Albert      |      |
| January.....   | 2.46      | 2.42 | 2.55                          | 2.65 | 2.63       | 2.63 | 2.58               | 2.67 |
| February.....  | 2.53      | 2.41 | 2.69                          | 2.68 | 2.71       | 2.70 | 2.57               | 2.66 |
| March.....     | 2.40      | 2.40 | 2.64                          | 2.61 | 2.59       | 2.51 | 2.68               | 2.62 |
| April.....     | 2.42      | 2.40 | 2.72                          | 2.65 | 2.71       | 2.67 | 2.49               | 2.57 |
| May.....       | 2.42      | 2.42 | 2.69                          | 2.65 | 2.72       | 2.67 | 2.54               | 2.56 |
| June.....      | 2.40      | 2.40 | 2.66                          | 2.60 | 2.72       | 2.65 | 2.47               | 2.63 |
| July.....      | 2.40      | 2.38 | 2.62                          | 2.60 | 2.68       | 2.54 | 2.52               | 2.55 |
| August.....    | 2.42      | 2.41 | 2.68                          | 2.70 | 2.69       | 2.67 | 2.46               | 2.51 |
| September..... | 2.45      | 2.43 | 2.85                          | 2.64 | 2.63       | 2.65 | 2.61               | 2.55 |
| October.....   | 2.47      | 2.45 | 2.66                          | 2.59 | 2.56       | 2.55 | 2.74               | 2.55 |
| November.....  | 2.48      | 2.46 | 2.56                          | 2.61 | 2.60       | 2.54 | 2.83               | 2.61 |
| December.....  | 2.43      | 2.44 | 2.64                          | 2.63 | 2.60       | 2.61 | 2.53               | 2.63 |
| Average.....   | 2.44      | 2.42 | 2.66                          | 2.64 | 2.65       | 2.61 | 2.58               | 2.59 |
|                | Saskatoon |      | Medicine Hat                  |      | Lethbridge |      | Calgary            |      |
| January.....   | 2.58      | 2.47 | 2.61                          | 2.67 | 2.57       | 2.54 | 2.77               | 2.64 |
| February.....  | 2.55      | 2.52 | 2.63                          | 2.66 | 2.56       | 2.52 | 2.73               | 2.65 |
| March.....     | 2.57      | 2.46 | 2.59                          | 2.68 | 2.53       | 2.52 | 2.78               | 2.64 |
| April.....     | 2.50      | 2.51 | 2.62                          | 2.63 | 2.50       | 2.47 | 2.74               | 2.66 |
| May.....       | 2.67      | 2.46 | 2.64                          | 2.54 | 2.44       | 2.48 | 2.64               | 2.64 |
| June.....      | 2.54      | 2.48 | 2.58                          | 2.53 | 2.46       | 2.48 | 2.74               | 2.67 |
| July.....      | 2.56      | 2.49 | 2.63                          | 2.52 | 2.47       | 2.49 | 2.67               | 2.67 |
| August.....    | 2.52      | 2.54 | 2.61                          | 2.52 | 2.51       | 2.53 | 2.66               | 2.69 |
| September..... | 2.63      | 2.53 | 2.63                          | 2.65 | 2.54       | 2.54 | 2.68               | 2.68 |
| October.....   | 2.55      | 2.55 | 2.60                          | 2.58 | 2.57       | 2.54 | 2.66               | 2.66 |
| November.....  | 2.55      | 2.52 | 2.57                          | 2.60 | 2.59       | 2.58 | 2.65               | 2.66 |
| December.....  | 2.55      | 2.49 | 2.57                          | 2.69 | 2.57       | 2.58 | 2.66               | 2.67 |
| Average.....   | 2.56      | 2.50 | 2.61                          | 2.55 | 2.53       | 2.52 | 2.70               | 2.66 |
|                | Edmonton  |      | Trail                         |      | Vancouver  |      | Victoria           |      |
| January.....   | 2.53      | 2.56 | 3.00                          | 2.98 | 2.38       | 2.80 | 3.02               | 3.01 |
| February.....  | 2.60      | 2.55 | 3.00                          | 2.94 | 2.39       | 2.76 | 3.08               | 3.02 |
| March.....     | 2.54      | 2.54 | 3.00                          | 2.92 | 2.52       | 2.76 | 2.98               | 2.89 |
| April.....     | 2.58      | 2.52 | 3.07                          | 2.94 | 2.65       | 2.62 | 3.14               | 2.90 |
| May.....       | 2.61      | 2.60 | 3.10                          | 2.94 | 2.60       | 2.73 | 2.99               | 2.96 |
| June.....      | 2.60      | 2.52 | 3.05                          | 2.94 | 2.58       | 2.72 | 3.06               | 2.82 |
| July.....      | 2.62      | 2.53 | 3.07                          | 2.93 | 2.64       | 2.72 | 2.98               | 2.85 |
| August.....    | 2.64      | 2.54 | 3.10                          | 2.93 | 2.64       | 2.82 | 3.04               | 2.82 |
| September..... | 2.66      | 2.55 | 3.25                          | 2.95 | 2.67       | 2.67 | 2.97               | 2.85 |
| October.....   | 2.60      | 2.67 | 3.25                          | 2.95 | 2.70       | 2.72 | 3.10               | 2.81 |
| November.....  | 2.60      | 2.68 | 3.14                          | 2.96 | 2.72       | 2.84 | 2.13               | 2.83 |
| December.....  | 2.63      | 2.55 | 3.18                          | 2.98 | 2.80       | 2.78 | 3.09               | 2.86 |
| Average.....   | 2.61      | 2.54 | 3.10                          | 2.95 | 2.61       | 2.74 | 3.05               | 2.89 |

Table 12.—Average Cost of Fluid Cream Per Pound Butter-Fat

Based on Distribution in Thirty-Two Markets of Canada by Months, 1943 and 1944

| Month          | Charlottetown |       | Summerside |       | Halifax     |       | Sydney Area |       |
|----------------|---------------|-------|------------|-------|-------------|-------|-------------|-------|
|                | 1943          | 1944  | 1943       | 1944  | 1943        | 1944  | 1943        | 1944  |
|                | cents         | cents | cents      | cents | cents       | cents | cents       | cents |
| January.....   | 42.30         | 48.68 | 55.06      | 46.08 | 55.51       | 59.90 | 53.95       | 52.39 |
| February.....  | 42.60         | 47.26 | 53.09      | 44.89 | 55.28       | 59.89 | 54.74       | 49.77 |
| March.....     | 42.65         | 49.40 | 54.06      | 53.57 | 57.57       | 60.00 | 55.00       | 41.51 |
| April.....     | 43.02         | 49.01 | 54.20      | 53.93 | 58.89       | 58.31 | 54.30       | -     |
| May.....       | 45.21         | 46.75 | 55.07      | 49.33 | 59.46       | 60.00 | 56.60       | -     |
| June.....      | 45.83         | 46.38 | 48.30      | 50.70 | 59.31       | 59.85 | 54.54       | -     |
| July.....      | 48.42         | 46.35 | 48.10      | 50.75 | 61.11       | 59.53 | 53.80       | -     |
| August.....    | 51.84         | 45.34 | 56.00      | 52.26 | 59.38       | 60.32 | 52.30       | -     |
| September..... | 45.65         | 46.16 | 56.54      | 51.65 | 59.55       | 59.84 | 50.19       | -     |
| October.....   | 45.20         | 49.65 | 48.89      | 51.96 | 58.73       | 60.03 | 52.33       | -     |
| November.....  | 46.02         | 43.09 | 50.97      | 50.87 | 59.88       | 59.89 | 52.81       | -     |
| December.....  | 46.75         | 46.09 | 50.70      | 51.06 | 60.07       | 60.18 | 48.98       | -     |
| Average.....   | 44.44         | 46.87 | 51.24      | 50.72 | 58.89       | 59.81 | 53.39       | 48.75 |
|                | Moncton       |       | Saint John |       | Sherbrooke  |       | Quebec      |       |
| January.....   | 56.93         | 42.48 | 51.57      | 53.24 | 41.44       | 48.29 | 45.55       | 47.85 |
| February.....  | 55.45         | 48.22 | 50.00      | 51.27 | 41.42       | 49.04 | 46.27       | 52.52 |
| March.....     | 57.70         | 49.97 | 49.52      | 45.79 | 41.14       | 42.69 | 47.77       | 50.59 |
| April.....     | 54.25         | 48.92 | 48.95      | 48.07 | 41.17       | 40.99 | 41.96       | 43.63 |
| May.....       | 52.63         | 53.32 | 43.32      | 48.41 | 46.84       | 42.68 | 40.20       | 44.57 |
| June.....      | 51.16         | 58.63 | 44.13      | 49.33 | 38.77       | 42.07 | 39.40       | 44.16 |
| July.....      | 54.85         | 54.45 | 43.13      | 50.00 | 44.75       | 42.02 | 39.79       | 44.73 |
| August.....    | 51.92         | 50.40 | 44.27      | 47.98 | 45.00       | 41.56 | 39.80       | 44.84 |
| September..... | 47.32         | 57.90 | 43.82      | 50.48 | 41.76       | 40.93 | 39.53       | 44.29 |
| October.....   | 50.92         | 59.68 | 43.26      | 51.87 | 40.28       | 42.62 | 40.86       | 44.52 |
| November.....  | 52.08         | 59.95 | 44.00      | 57.19 | 42.54       | 42.70 | 41.97       | 45.88 |
| December.....  | 51.93         | 57.62 | 50.78      | 55.61 | 41.34       | 40.44 | 44.68       | 45.07 |
| Average.....   | 53.00         | 52.91 | 45.53      | 49.85 | 41.81       | 42.66 | 40.98       | 44.96 |
|                | Three Rivers  |       | Montreal   |       | Ottawa-Hull |       | Kingston    |       |
| January.....   | 40.32         | 44.96 | 57.24      | 58.50 | 46.22       | 54.20 | 50.55       | 46.20 |
| February.....  | 39.85         | 49.18 | 58.46      | 59.34 | 46.83       | 53.89 | 50.57       | 49.23 |
| March.....     | 41.68         | 41.24 | 58.13      | 59.20 | 42.53       | 51.60 | 50.57       | 49.23 |
| April.....     | 40.00         | 40.10 | 55.87      | 57.24 | 42.24       | 45.11 | 51.43       | 48.51 |
| May.....       | 39.30         | 39.34 | 53.26      | 54.67 | 40.90       | 42.07 | 48.68       | 48.00 |
| June.....      | 41.04         | 38.40 | 52.34      | 55.87 | 37.81       | 41.85 | 45.00       | 49.65 |
| July.....      | 39.30         | 38.66 | 53.72      | 55.92 | 37.53       | 41.72 | 37.61       | 38.11 |
| August.....    | 39.13         | 39.21 | 53.77      | 55.90 | 39.63       | 42.90 | 36.63       | 53.53 |
| September..... | 39.15         | 39.59 | 53.84      | 55.91 | 38.52       | 43.28 | 49.50       | 52.99 |
| October.....   | 39.12         | 39.51 | 54.68      | 56.92 | 39.51       | 44.44 | 50.49       | 55.35 |
| November.....  | 39.23         | 40.03 | 57.10      | 57.29 | 43.64       | 43.43 | 50.49       | 55.35 |
| December.....  | 42.56         | 40.07 | 57.77      | 58.23 | 46.25       | 45.47 | 46.28       | 46.66 |
| Average.....   | 39.64         | 40.17 | 54.74      | 56.70 | 40.20       | 44.39 | 49.36       | 49.77 |
|                | Toronto       |       | Hamilton   |       | London      |       | Windsor     |       |
| January.....   | 54.03         | 56.50 | 43.63      | 48.40 | 50.34       | 53.61 | 49.81       | 54.15 |
| February.....  | 54.12         | 57.46 | 45.24      | 48.22 | 51.80       | 56.28 | 49.55       | 52.57 |
| March.....     | 52.07         | 56.22 | 44.52      | 46.86 | 55.16       | 56.51 | 50.13       | 53.71 |
| April.....     | 52.18         | 55.56 | 41.66      | 46.90 | 55.00       | 58.35 | 51.16       | 55.13 |
| May.....       | 52.97         | 55.18 | 41.83      | 45.76 | 51.44       | 58.00 | 48.07       | 55.18 |
| June.....      | 52.61         | 55.70 | 40.78      | 44.27 | 53.61       | 56.70 | 50.44       | 54.02 |
| July.....      | 49.88         | 55.72 | 42.31      | 41.71 | 56.06       | 54.37 | 53.33       | 53.83 |
| August.....    | 54.19         | 54.00 | 44.71      | 45.00 | 55.00       | 57.01 | 52.77       | 53.64 |
| September..... | 53.02         | 55.03 | 45.00      | 43.66 | 54.00       | 56.31 | 52.37       | 52.03 |
| October.....   | 54.73         | 55.63 | 45.51      | 46.01 | 52.74       | 56.27 | 54.82       | 54.03 |
| November.....  | 57.09         | 55.70 | 48.12      | 47.37 | 54.32       | 55.61 | 50.79       | 51.48 |
| December.....  | 56.88         | 56.36 | 46.18      | 47.50 | 55.69       | 56.82 | 52.46       | 53.10 |
| Average.....   | 53.47         | 55.72 | 44.30      | 47.10 | 53.81       | 56.50 | 51.77       | 53.86 |

Table 12.—Average Cost of Fluid Cream Per Pound Butter-Fat—Concluded

Based on Distribution in Thirty-Two Markets of Canada by Months, 1943 and 1944

| Month     | Sudbury   |       | Ft. William and<br>Pt. Arthur |       | Winnipeg   |       | Portage la Prairie |       |
|-----------|-----------|-------|-------------------------------|-------|------------|-------|--------------------|-------|
|           | 1943      | 1944  | 1943                          | 1944  | 1943       | 1944  | 1943               | 1944  |
|           | cents     | cents | cents                         | cents | cents      | cents | cents              | cents |
| January   | 49-26     | 48-41 | 39-82                         | 47-48 | 50-00      | 53-00 | 41-03              | 39-80 |
| February  | 50-17     | 50-22 | 41-75                         | 48-33 | 53-00      | 53-00 | 37-36              | 39-11 |
| March     | 51-44     | 47-02 | 43-82                         | 46-58 | 53-00      | 53-00 | 42-07              | 39-29 |
| April     | 52-95     | 42-03 | 44-36                         | 44-68 | 53-00      | 53-00 | 42-15              | 38-33 |
| May       | 50-59     | 42-27 | 42-39                         | 41-53 | 53-00      | 53-00 | 40-29              | 40-73 |
| June      | 50-95     | 40-11 | 40-06                         | 41-57 | 53-00      | 53-00 | 39-57              | 41-69 |
| July      | 53-13     | 36-85 | 40-79                         | 40-53 | 53-00      | 53-00 | 40-00              | 40-85 |
| August    | 52-44     | 35-94 | 40-76                         | 42-82 | 53-00      | 53-00 | 40-00              | 39-44 |
| September | 51-57     | 38-68 | 40-98                         | 43-08 | 53-00      | 53-00 | 40-05              | 41-43 |
| October   | 52-70     | 42-48 | 47-81                         | 46-56 | 53-00      | 53-00 | 40-08              | 40-62 |
| November  | 45-97     | 44-98 | 45-01                         | 45-98 | 53-00      | 53-00 | 40-00              | 41-11 |
| December  | 49-20     | 43-19 | 47-05                         | 48-40 | 53-00      | 53-00 | 40-07              | 39-96 |
| Average   | 51-28     | 40-91 | 42-57                         | 43-75 | 53-00      | 53-00 | 40-32              | 36-28 |
|           | Brandon   |       | Moose Jaw                     |       | Regina     |       | Prince Albert      |       |
| January   | 48-87     | 48-88 | 39-56                         | 48-29 | 45-25      | 48-68 | 45-00              | 48-90 |
| February  | 52-08     | 48-77 | 43-76                         | 48-16 | 46-03      | 48-44 | 45-00              | 48-48 |
| March     | 49-00     | 51-17 | 43-26                         | 48-24 | 46-28      | 48-82 | 45-00              | 49-77 |
| April     | 47-99     | 48-35 | 44-24                         | 48-27 | 45-00      | 49-26 | 45-00              | 50-71 |
| May       | 43-38     | 50-20 | 41-03                         | 50-22 | 43-82      | 49-16 | 44-57              | 50-08 |
| June      | 41-23     | 47-32 | 41-34                         | 49-79 | 43-22      | 48-11 | 45-00              | 51-32 |
| July      | 42-50     | 47-08 | 45-00                         | 48-70 | 44-88      | 48-17 | 43-09              | 49-87 |
| August    | 43-19     | 48-25 | 45-00                         | 48-09 | 46-87      | 48-70 | 45-00              | 50-32 |
| September | 44-67     | 47-00 | 45-66                         | 48-75 | 45-00      | 48-82 | 45-00              | 50-02 |
| October   | 44-42     | 46-55 | 43-02                         | 48-67 | 43-49      | 48-59 | 45-00              | 48-93 |
| November  | 45-65     | 52-54 | 42-68                         | 48-65 | 45-00      | 47-91 | 45-00              | 49-32 |
| December  | 46-31     | 53-25 | 45-77                         | 48-86 | 45-00      | 48-09 | 45-00              | 49-27 |
| Average   | 45-64     | 49-11 | 43-25                         | 48-76 | 45-25      | 48-57 | 44-81              | 49-75 |
|           | Saskatoon |       | Medicine Hat                  |       | Lethbridge |       | Calgary            |       |
| January   | 45-00     | 50-79 | 45-00                         | 45-00 | 45-17      | 44-78 | 45-16              | 48-57 |
| February  | 45-00     | 51-24 | 44-98                         | 45-00 | 46-10      | 44-88 | 46-18              | 48-46 |
| March     | 45-00     | 51-14 | 45-01                         | 44-98 | 44-82      | 46-33 | 47-93              | 48-93 |
| April     | 45-00     | 51-43 | 44-97                         | 45-00 | 44-98      | 44-75 | 46-76              | 48-97 |
| May       | 45-00     | 51-23 | 45-02                         | 44-98 | 45-17      | 44-73 | 46-43              | 56-03 |
| June      | 45-00     | 51-60 | 44-97                         | 44-98 | 44-91      | 44-69 | 45-62              | 52-55 |
| July      | 44-62     | 47-99 | 44-99                         | 44-95 | 43-53      | 44-59 | 45-98              | 55-53 |
| August    | 45-00     | 51-47 | 44-98                         | 46-02 | 49-87      | 44-54 | 44-99              | 56-06 |
| September | 45-00     | 51-21 | 44-96                         | 49-91 | 45-02      | 44-77 | 46-50              | 56-91 |
| October   | 46-85     | 50-95 | 44-99                         | 49-99 | 44-78      | 43-74 | 47-09              | 57-71 |
| November  | 45-00     | 50-82 | 45-02                         | 50-00 | 45-33      | 44-82 | 47-83              | 57-38 |
| December  | 45-00     | 51-63 | 45-00                         | 50-00 | 44-82      | 44-89 | 45-70              | 55-13 |
| Average   | 45-14     | 50-95 | 44-99                         | 47-35 | 45-31      | 44-84 | 46-50              | 52-94 |
|           | Edmonton  |       | Trail                         |       | Vancouver  |       | Victoria           |       |
| January   | 41-15     | 45-37 | 84-19                         | 88-10 | 53-77      | 58-77 | 50-03              | 52-95 |
| February  | 40-17     | 45-49 | 86-90                         | 83-26 | 48-12      | 61-63 | 50-01              | 55-00 |
| March     | 39-96     | 45-45 | 79-49                         | 88-57 | 60-05      | 61-73 | 49-98              | 57-88 |
| April     | 37-81     | 45-85 | 73-23                         | 88-06 | 62-79      | 55-45 | 49-43              | 58-07 |
| May       | 35-35     | 45-53 | 76-60                         | 85-00 | 56-76      | 58-27 | 51-33              | 53-87 |
| June      | 36-05     | 45-64 | 68-31                         | 83-19 | 57-20      | 54-30 | 48-94              | 55-51 |
| July      | 36-11     | 46-41 | 68-18                         | 86-49 | 57-01      | 56-41 | 49-69              | 59-07 |
| August    | 36-18     | 45-53 | 68-21                         | 87-31 | 57-97      | 58-39 | 51-60              | 60-33 |
| September | 45-94     | 45-57 | 83-20                         | 86-84 | 56-96      | 59-21 | 50-27              | 58-71 |
| October   | 36-79     | 44-77 | 84-73                         | 86-67 | 55-40      | 59-05 | 51-15              | 55-76 |
| November  | 38-28     | 44-80 | 85-65                         | 88-46 | 58-27      | 65-16 | 52-94              | 59-49 |
| December  | 40-21     | 44-38 | 90-68                         | 86-30 | 61-84      | 62-44 | 49-81              | 61-33 |
| Average   | 37-27     | 45-59 | 76-93                         | 85-89 | 56-63      | 58-75 | 50-30              | 57-29 |

Table 13.—Selling Prices of Milk Delivered to Householders

Based on Milk Control Board Orders covering the principal markets of Canada

| City                            | Date of Order |          | Price of Milk in cents per Unit |      |       |      |            |      | Maximum Prices—(W.P.T.B.) |              |                 |
|---------------------------------|---------------|----------|---------------------------------|------|-------|------|------------|------|---------------------------|--------------|-----------------|
|                                 |               |          | Quarts                          |      | Pints |      | Half-Pints |      | Date of Order             | No. of Order | Price per Quart |
|                                 | 1943          | 1944     | 1943                            | 1944 | 1943  | 1944 | 1943       | 1944 |                           |              |                 |
| Charlottetown.....              | 19-11-41      | 19-11-41 | 11                              | 11   | -     | -    | -          | -    | 16-12-42                  | 195          | 11              |
| Halifax.....                    | 4-9-42        | 1-12-43  | 12½                             | 13   | 7½    | 7½   | 4          | 4½   | 16-12-42                  | 195          | 12-5            |
| ".....                          | 1-12-43       | 1-9-44   | 13                              | 13   | 7½    | 7½   | 4½         | 4½   | 1-7-44                    | A1250        | 13              |
| Sydney Area.....                | 31-8-41       | 1-12-43  | 13                              | 14   | 7     | 7½   | 4          | 4    | 16-12-42                  | 195          | 13              |
| ".....                          | 1-12-43       | 1-3-44   | 14                              | 14   | 7½    | 7½   | 4          | 4    | 1-7-44                    | A1250        | 14              |
| ".....                          | -             | 1-9-44   | -                               | 14   | -     | 7½   | -          | 4    | -                         | -            | -               |
| Moncton.....                    | 1-9-42        | 1-9-42   | 12                              | 12   | 7     | 7    | -          | -    | 16-12-42                  | 195          | 12              |
| Saint John.....                 | 1-11-42       | 1-11-42  | 13                              | 13   | 7     | 7    | -          | -    | 16-12-42                  | 195          | 13              |
| Sherbrooke.....                 | 25-9-39       | 1-11-43  | 11                              | 11   | 5½    | 5½   | -          | -    | 16-12-42                  | 195          | 11              |
| ".....                          | 1-11-43       | 1-10-44  | 11                              | 11½  | 5½    | 6    | -          | -    | 1-7-44                    | A1250        | 11½             |
| Quebec.....                     | 1-11-42       | 1-11-42  | 12                              | 12½  | 7     | 7    | -          | -    | 16-12-42                  | 195          | 12              |
| ".....                          | -             | 4-3-44   | -                               | 12   | -     | 7    | -          | -    | 1-7-44                    | A1250        | 12              |
| Three Rivers.....               | 11-12-39      | 11-12-39 | 11                              | 11   | 5½    | 5½   | -          | -    | 16-12-42                  | 195          | 11              |
| ".....                          | -             | 1-10-44  | -                               | 11½  | -     | 6    | -          | -    | 1-7-44                    | A1250        | 11½             |
| Montreal.....                   | 1-9-42        | 1-9-42   | 12½                             | 12½  | 7     | 7    | 4          | 4    | 16-12-42                  | 195          | 12½             |
| Hull.....                       | 16-11-42      | 18-9-43  | 12                              | 12   | 7     | 7    | -          | -    | 16-12-42                  | 195          | 12              |
| ".....                          | 18-9-43       | 15-7-44  | 12                              | 12   | 7     | 7    | -          | -    | 1-7-44                    | A1250        | 12              |
| Ottawa.....                     | 1-2-40        | 1-2-40   | 12                              | 12   | 7     | 7    | 5          | 5    | 16-12-42                  | 195          | 12              |
| Kingston.....                   | 9-3-41        | 9-3-41   | 12                              | 12   | 7     | 7    | 5          | 5    | 16-12-42                  | 195          | 12              |
| Toronto.....                    | 5-11-42       | 1-10-43  | 13                              | 13   | 7     | 7    | 4          | 4    | 16-12-42                  | 195          | 13              |
| ".....                          | 1-10-43       | -        | 13                              | -    | 7     | -    | 4          | 4    | 1-7-44                    | A1250        | 13              |
| Hamilton.....                   | 16-2-41       | 16-2-41  | 12½                             | 12½  | 7½    | 7½   | 4          | 4    | 16-12-42                  | 195          | 12½             |
| London.....                     | 23-2-41       | 23-2-41  | 12                              | 12   | 7     | 7    | 5          | 5    | 16-12-42                  | 195          | 12              |
| Windsor.....                    | 9-3-41        | 9-3-41   | 13                              | 13   | 7     | 7    | 5          | 5    | 16-12-42                  | 195          | 13              |
| Sudbury.....                    | 21-11-42      | 21-11-42 | 13                              | 13   | 7     | 7    | 4          | 4    | 16-12-42                  | 195          | 13              |
| Ft. William and Pt. Arthur..... | 1-8-42        | 1-8-42   | 13                              | 13   | 7     | 7    | -          | -    | 16-12-42                  | 195          | 13              |
| Winnipeg.....                   | 1-9-42        | 1-9-42   | 12                              | 12   | 7     | 7    | 4          | 4    | 16-12-42                  | 195          | 12              |
| Portage la Prairie.....         | 3-10-42       | 30-10-42 | 12                              | 12   | 7     | 7    | -          | -    | 16-12-42                  | 195          | 12              |
| Brandon.....                    | 10-10-42      | 10-10-42 | 12                              | 12   | 7     | 7    | 4          | 4    | 16-12-42                  | 195          | 12              |
| Moose Jaw.....                  | 1-5-42        | 1-1-44   | 12                              | 12   | 7     | 7    | 5          | 5    | 16-12-42                  | 195          | 12              |
| ".....                          | 5-6-43        | -        | 12                              | -    | 7     | -    | 5          | -    | 1-7-44                    | A1250        | 12              |
| Regina.....                     | 1-5-42        | 1-1-4    | 12                              | 12   | 7     | 7    | 5          | 5    | 16-12-42                  | 195          | 12              |
| ".....                          | 5-6-43        | -        | 12                              | -    | 7     | -    | 5          | -    | 1-7-44                    | A1250        | 12              |
| Prince Albert.....              | 16-8-41       | 1-1-44   | 12                              | 12   | 7     | 7    | 5          | 5    | 16-12-42                  | 195          | 12              |
| ".....                          | 5-6-43        | -        | 12                              | -    | 7     | -    | 5          | -    | 1-7-44                    | A1250        | 12              |
| Saskatoon.....                  | 1-5-42        | 1-1-44   | 12                              | 12   | 7     | 7    | 5          | 5    | 16-12-42                  | 195          | 12              |
| ".....                          | 5-6-43        | -        | 12                              | -    | 7     | -    | 5          | -    | 1-7-44                    | A1250        | 12              |
| Lethbridge.....                 | 16-12-42      | 16-12-42 | 12                              | 12   | 7     | 7    | 5          | 5    | 16-12-42                  | 195          | 12              |
| Calgary.....                    | 16-12-42      | 16-12-42 | 12                              | 12   | 7     | 7    | 5          | 5    | 16-12-42                  | 195          | 12              |
| Edmonton.....                   | 16-12-42      | 16-12-42 | 12                              | 12   | 7     | 7    | 5          | 5    | 16-12-42                  | 195          | 12              |
| Vancouver (A).....              | 16-12-42      | 1-3-43   | 11                              | 12   | -     | 7    | -          | -    | 16-12-42                  | 195          | 11              |
| ".....                          | 1-3-43        | -        | 12                              | -    | 7     | -    | -          | -    | 1-3-43                    | 238          | 12              |
| Victoria (A).....               | 18-9-42       | 18-9-42  | 13                              | 13   | 8     | 8    | -          | -    | 18-9-42                   | 187          | 13              |

(A) Prices set by Wartime Prices and Trade Board.



Table 14.—Selling Prices of Milk Delivered to Stores, Restaurants and Public Institutions

Based on Milk Control Board Orders covering the principal markets of Canada

| City                               | Date of Order |          | Price of Standard Milk per Unit |        |        |      |       |      |            |      |
|------------------------------------|---------------|----------|---------------------------------|--------|--------|------|-------|------|------------|------|
|                                    |               |          | Gallons                         |        | Quarts |      | Pints |      | Half-Pints |      |
|                                    | 1943          | 1944     | 1943                            | 1944   | 1943   | 1944 | 1943  | 1944 | 1943       | 1944 |
| Charlottetown.....                 | 10-11-41      | 19-11-41 | -                               | -      | 10     | 10   | -     | -    | -          | -    |
| Halifax.....                       | 4-9-42        | 1-12-43  | 44                              | 46     | 11½    | 12   | 7     | 7    | 3½         | 4    |
|                                    | 1-12-43       | 1-9-44   | 46                              | 46     | 12     | 12   | 7     | 7    | 4          | 4    |
| Sydney Area.....                   | 31-8-41       | 1-12-43  | 44                              | 48     | 12     | 13   | 6     | 7    | 3½         | 3½   |
|                                    | 1-12-43       | 1-3-44   | 48                              | 48     | 13     | 13   | 7     | 7    | 3½         | 3½   |
|                                    | -             | 1-9-44   | -                               | 48     | -      | 13   | -     | 7    | -          | 3½   |
| Moncton.....                       | 1-9-42        | 1-9-42   | -                               | -      | 11     | 11   | 6     | 6    | 3½         | 3½   |
| Saint John.....                    | 1-11-42       | 1-4-43   | 46                              | 46     | 12     | 11½  | 6     | 6    | 3½         | 3½   |
|                                    | 1-4-43        | -        | 46                              | -      | 11½    | -    | 6     | -    | 3½         | -    |
| Sherbrooke.....                    | 25-9-39       | 1-11-43  | 40                              | 40     | 10     | 10   | 5     | 5    | -          | -    |
|                                    | 1-11-43       | 1-10-44  | 40                              | 42     | 10     | 10½  | 5     | 5½   | -          | -    |
| Quebec.....                        | 1-11-42       | 1-11-42  | 38                              | 38     | 11     | 11   | 6     | 6    | 3½         | 3½   |
|                                    | -             | 4-3-44   | -                               | 38     | -      | 11   | -     | 6    | -          | 3½   |
| Three Rivers.....                  | 11-12-39      | 11-12-39 | 34                              | 34     | 10     | 10   | 5     | 5    | -          | -    |
| "                                  | -             | 1-10-44  | -                               | 36     | -      | 10½  | -     | 5½   | -          | -    |
| Montreal.....                      | 1-9-42        | 1-9-42   | 40                              | 40     | 11½    | 11½  | 6     | 6    | 4          | 4    |
| Hull.....                          | 16-11-42      | 18-9-43  | 40                              | 40     | 11     | 11   | 6     | 6    | -          | -    |
|                                    | 18-9-43       | 15-7-44  | 40                              | 40     | 11     | 11   | 6     | 6    | -          | -    |
| Ottawa.....                        | 1-2-40        | 1-2-40   | 38                              | 38     | 11     | 11   | 6     | 6    | 3½         | 3½   |
| Kingston.....                      | 9-3-41        | 9-3-41   | 36                              | 36     | 11     | 11   | 6     | 6    | 3½         | 3½   |
| Toronto.....                       | 5-11-42       | 1-10-43  | 42                              | 42     | 10½    | 11   | 5½    | 6    | 3½         | 3½   |
|                                    | 1-10-43       | -        | 42                              | -      | 11     | -    | 6     | -    | 3½         | -    |
| Hamilton.....                      | 16-2-41       | 16-2-41  | 46                              | 46     | 11½    | 11½  | 6½    | 6½   | 3          | 3    |
| London.....                        | 23-2-41       | 23-2-41  | 40                              | 40     | 11     | 11   | 6     | 6    | 3½         | 3½   |
| Windsor.....                       | 9-3-41        | 9-3-41   | 44                              | 44     | 11½    | 11½  | 6     | 6    | 3½         | 3½   |
| Sudbury.....                       | 21-11-42      | 21-11-42 | 48                              | 48     | 12     | 12   | 6     | 6    | 3½         | 3½   |
| Ft. William and<br>Pt. Arthur..... | 1-8-42        | 1-8-42   | 41                              | 41     | 12     | 12   | 6     | 6    | 3½         | 3½   |
| Winnipeg.....                      | 1-9-42        | 1-9-42   | 38                              | 38     | 10     | 10   | 6½    | 6½   | 4          | 4    |
| Portage-la-Prairie.....            | 30-10-42      | 30-10-42 | 40                              | 40     | 10½    | 10½  | 6½    | 6½   | 4          | 4    |
| Brandon.....                       | 10-10-42      | 10-10-42 | 40                              | 40     | 10½    | 10½  | 6½    | 6½   | 4          | 4    |
| Moose Jaw.....                     | 1-5-42        | 1-1-44   | 46                              | 46     | 12     | 12   | -     | 7    | 4          | 4    |
|                                    | 5-6-43        | -        | 46                              | -      | 12     | -    | 7     | -    | 4          | 4    |
| Regina.....                        | 1-5-42        | 1-1-44   | 46 (B)                          | 46 (B) | 12     | 12   | -     | 7    | 4          | 4    |
|                                    | 5-6-43        | -        | 46 (B)                          | -      | 12     | -    | 7     | -    | 4          | 4    |
| Prince Albert.....                 | 16-8-41       | 1-1-44   | 44                              | 46     | 12     | 12   | -     | 7    | 3½         | 4    |
|                                    | 5-6-43        | -        | 44                              | -      | 12     | -    | 7     | -    | 4          | 4    |
| Saskatoon.....                     | 1-5-42        | 1-1-44   | 46                              | 46     | 12     | 12   | -     | 7    | 4          | 4    |
|                                    | 5-6-43        | -        | 46                              | -      | 12     | -    | 7     | -    | 4          | 4    |
| Lethbridge.....                    | 16-12-42      | 16-12-42 | 38                              | 38     | 11     | 11   | 6     | 6    | 4          | 4    |
| Calgary.....                       | 16-12-42      | 16-12-42 | 38                              | 38     | 11     | 11   | 6     | 6    | 4          | 4    |
| Edmonton.....                      | 16-12-42      | 16-12-42 | 38                              | 38     | 11     | 11   | 6     | 6    | 4          | 4    |
| Vancouver (A).....                 | 1-3-43        | 1-3-43   | 39                              | 39     | 11     | 11   | 6     | 6    | 3½         | 3½   |
| Victoria (A).....                  | 18-9-42       | 1-1-44   | 42                              | 45     | 12     | 12   | 7     | 7    | 3½         | 3½   |

(A) Prices set by Wartime Prices &amp; Trade Board

(B) Less than 5 gallons.

Table 15.—Buying Prices of Standard Milk and Cream  
Based on Milk Control Board Orders in Thirty Cities of Canada

| City                            | Butter Fat Basis | Milk          |          |                |          | Cream         |          |                    |      |
|---------------------------------|------------------|---------------|----------|----------------|----------|---------------|----------|--------------------|------|
|                                 |                  | Date of Order |          | Price per cwt. |          | Date of Order |          | Price per lb. B.F. |      |
|                                 |                  | 1943          | 1944     | 1943           | 1944     | 1943          | 1944     | 1943               | 1944 |
| Charlottetown.....              | -                | 19-11-41      | 19-11-41 | 57.5 (A)       | 57.5 (A) | 8- 7-38       | 8- 7-38  | 35                 | 35   |
| Halifax.....                    | 3.7              | 4- 9-42       | 1-12-43  | 2.45           | 2.70     | 4- 9-42       | 1-12-43  | 45                 | 55   |
| ".....                          | 3.7              | 1-12-43       | 1- 9-44  | 2.70           | 2.70     | 1-12-43       | -        | 55                 | -    |
| Sydney Area.....                | 3.7              | 31- 8-41      | 1-12-43  | 2.80           | 3.00     | 31- 8-41      | 1-12-43  | 50                 | 55   |
| ".....                          | 3.7              | 1-12-43       | 1- 3-44  | 3.00           | 3.00     | 1-12-43       | 29- 2-44 | 55                 | 55   |
| ".....                          | 3.7              | -             | 1- 9-44  | -              | 3.00     | -             | -        | -                  | -    |
| Moncton.....                    | 3.8              | 1- 9-42       | 1- 9-42  | 2.50           | 2.50     | 1- 9-42       | 1- 9-42  | 50                 | 50   |
| Saint John.....                 | 3.8              | 1-11-42       | 1-11-42  | .70            | 2.70     | 1-11-42       | 1-11-42  | 50                 | 50   |
| Sherbrooke.....                 | 3.5              | 25- 9-39      | 1-11-43  | 2.25           | 2.25     | -             | -        | -                  | -    |
| ".....                          | 3.5              | 1-11-43       | 1-10-44  | 2.25           | 2.45     | -             | -        | -                  | -    |
| Quebec.....                     | -                | 1-11-42       | 1-11-42  | 2.42½          | 2.42½    | -             | -        | -                  | -    |
| ".....                          | -                | -             | 4- 3-44  | -              | 2.42½    | -             | -        | -                  | -    |
| Three Rivers.....               | 3.25             | 11-12-39      | 11-12-39 | 2.40           | 2.40     | -             | -        | -                  | -    |
| ".....                          | -                | -             | 1-10-44  | -              | 2.40½    | -             | -        | -                  | -    |
| Montreal.....                   | 3.5              | 1- 9-42       | 1- 9-42  | 2.50½          | 2.50½    | -             | -        | -                  | -    |
| Hull.....                       | 3.4              | 16-11-42      | 15- 9-43 | 2.30           | 2.20 (B) | -             | -        | -                  | -    |
| ".....                          | 3.4              | 18- 9-43      | 15- 7-44 | 2.20 (B)       | 2.35     | -             | -        | -                  | -    |
| Ottawa.....                     | 3.4              | 2- 3-42       | 1-12-43  | 2.10           | 2.35     | -             | -        | -                  | -    |
| ".....                          | 3.4              | 1-12-43       | 1- 9-44  | 2.35           | 2.35     | -             | -        | -                  | -    |
| Kingston.....                   | 3.4              | 9- 3-41       | 1-12-43  | 2.25           | 2.35     | -             | -        | -                  | -    |
| ".....                          | 3.4              | 1-12-43       | 1- 9-44  | 2.35           | 2.35     | -             | -        | -                  | -    |
| Toronto.....                    | 3.4              | 18- 1-41      | 1-12-43  | 2.40           | 2.50     | -             | -        | -                  | -    |
| ".....                          | 3.4              | 1-12-43       | 1- 9-44  | 2.50           | 2.50     | -             | -        | -                  | -    |
| Hamilton.....                   | 3.4              | 16- 2-41      | 1-12-43  | 2.35           | 2.50     | -             | -        | -                  | -    |
| ".....                          | 3.4              | 1-12-43       | 1- 9-44  | 2.50           | 2.50     | -             | -        | -                  | -    |
| London.....                     | 3.4              | 23- 2-41      | 1-12-43  | 2.25           | 2.35     | -             | -        | -                  | -    |
| ".....                          | 3.4              | 1-12-43       | 1- 9-44  | 2.35           | 2.50     | -             | -        | -                  | -    |
| Windsor.....                    | 3.4              | 9- 3-41       | 1-12-43  | 2.45           | 2.50     | -             | -        | -                  | -    |
| ".....                          | 3.4              | 1-12-43       | 1- 9-44  | 2.50           | 2.55     | -             | -        | -                  | -    |
| Sudbury.....                    | 3.4              | 21-11-42      | 1-12-43  | 2.65           | 2.65     | -             | -        | -                  | -    |
| ".....                          | 3.4              | 1-12-43       | 1- 9-44  | 2.65           | 2.65     | -             | -        | -                  | -    |
| Ft. William and Pt. Arthur..... | 3.4              | 1- 8-42       | 1-12-43  | 2.60           | 2.65     | -             | -        | -                  | -    |
| ".....                          | 3.4              | 1-12-43       | 1- 9-44  | 2.65           | 2.65     | 1- 8-42       | 1- 8-42  | 45                 | 45   |
| Winnipeg.....                   | 3.5              | 1- 9-42       | 1- 9-42  | 2.35           | 2.35     | -             | -        | -                  | -    |
| Portage-la-Prairie.....         | 3.5              | 30-10-42      | 30-10-42 | 2.40           | 2.40     | -             | -        | -                  | -    |
| Brandon.....                    | 3.5              | 10-10-42      | 10-10-42 | 2.40           | 2.40     | -             | -        | -                  | -    |
| Moose Jaw.....                  | 3.6              | 1- 5-42       | 1- 1-44  | 2.47           | 2.50     | -             | -        | -                  | -    |
| ".....                          | 3.6              | 5- 6-43       | -        | 2.47           | -        | -             | -        | -                  | -    |
| Regina.....                     | 3.6              | 1- 5-42       | 1- 1-44  | 2.33           | 2.40 (1) | -             | -        | -                  | -    |
| ".....                          | 3.6              | 5- 6-43       | -        | 2.33           | -        | -             | -        | -                  | -    |
| Prince Albert.....              | -                | 16- 8-41      | 1- 1-44  | 0.68 (A)       | 0.70 (A) | 16- 8-41      | 1- 1-44  | 45                 | 50   |
| ".....                          | -                | 5- 6-43       | -        | 0.68 (A)       | -        | 5- 6-43       | -        | 45                 | -    |
| Saskatoon.....                  | -                | 1- 5-42       | 1- 1-44  | 0.71 (A)       | 0.71 (A) | 1- 5-42       | 1- 1-44  | 45                 | 50   |
| ".....                          | -                | 5- 6-43       | -        | 0.71 (A)       | -        | 5- 6-43       | -        | 45                 | -    |
| Lethbridge.....                 | 3.6              | 16-12-42      | 1- 6-43  | 2.55           | 2.55     | 16-12-42      | 16-12-42 | 45                 | 45   |
| ".....                          | 3.6              | 1- 6-43       | -        | 2.55           | -        | -             | -        | -                  | -    |
| Calgary.....                    | 3.6              | 16-12-42      | 1- 4-43  | 2.70           | 2.60     | 16-12-42      | 16-12-42 | 45                 | 45   |
| ".....                          | 3.6              | 1- 4-43       | -        | 2.60           | -        | -             | -        | -                  | -    |
| Edmonton.....                   | 3.6              | 16-12-42      | 1- 5-43  | 2.58           | 2.60     | 16-12-42      | 16-12-42 | 45                 | 45   |
| ".....                          | 3.6              | 1- 5-43       | -        | 2.60           | -        | -             | -        | -                  | -    |
| Vancouver (C).....              | 3.5              | 1- 3-43       | 1- 3-43  | 2.45           | 2.45     | -             | -        | -                  | -    |
| Victoria (C).....               | 3.5              | 18- 9-42      | 18- 9-42 | 2.60           | 2.60     | -             | -        | -                  | -    |

(A) Butterfat Basis.

(B) Farm Price.

(C) Prices set by Wartime Prices &amp; Trade Board.

(1) Flat rate, except for ice cream.



100000

138004

STATISTICS CANADA LIBRARY  
BIBLIOTHÈQUE STATISTIQUE CANADA



1010739533