

CANADA-UNITED STATES AGRICULTURE AND AGRI-FOOD TRADE 2018: *Let's keep a good thing growing!*

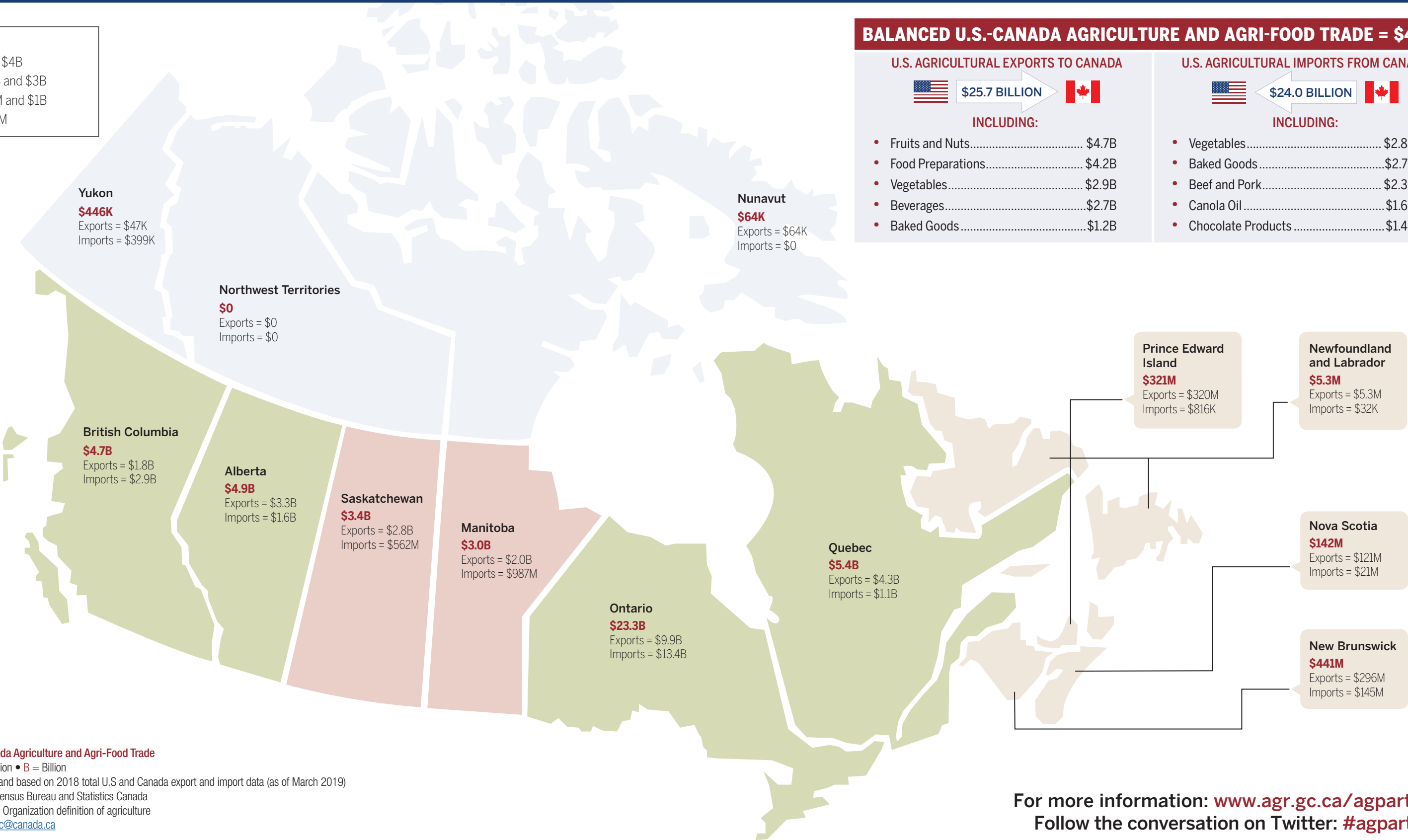
Legend

Greater than \$4B

Between \$1B and \$3B

Between \$1M and \$1B

Less than \$1M

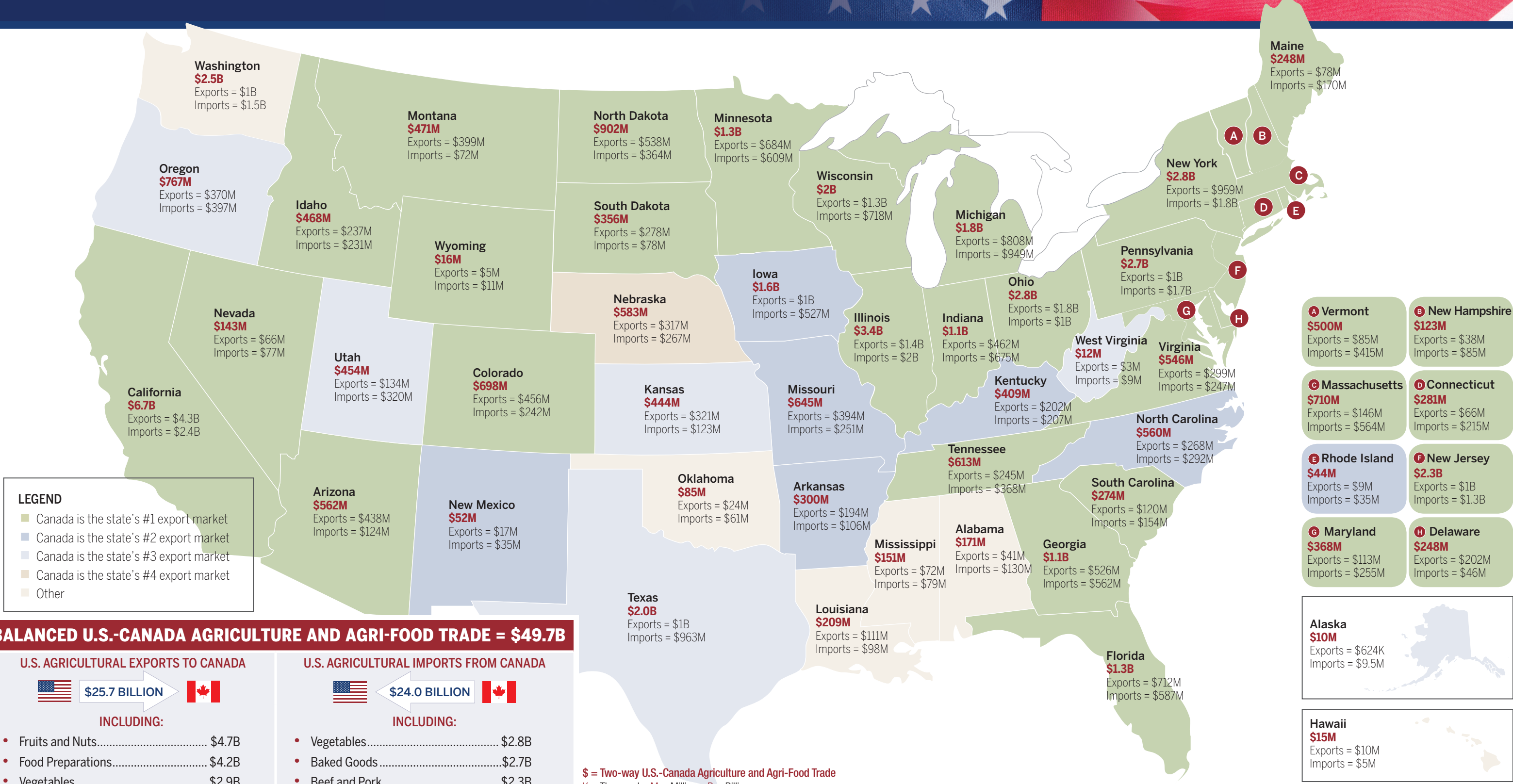


\$ = Two-way U.S.-Canada Agriculture and Agri-Food Trade
K = Thousand • M = Million • B = Billion
All figures in U.S. dollars and based on 2018 total U.S and Canada export and import data (as of March 2019)
Trade data source: U.S. Census Bureau and Statistics Canada
based on the World Trade Organization definition of agriculture
E-mail: aaafc.mas-sam.aac@canada.ca





For more information: www.agr.gc.ca/agpartners
Follow the conversation on Twitter: [#agpartners](https://twitter.com/agpartners)

UNITED STATES-CANADA AGRICULTURE AND AGRI-FOOD TRADE 2018: *Let's keep a good thing growing!*

© Her Majesty the Queen in Right of Canada, represented by the Minister of Agriculture and Agri-Food, (2019) AAFC No. 12966E



BALANCED U.S.-CANADA AGRICULTURE AND AGRI-FOOD TRADE = \$49.7B

U.S. AGRICULTURAL EXPORTS TO CANADA	U.S. AGRICULTURAL IMPORTS FROM CANADA
<div> \$25.7 BILLION </div>	<div> \$24.0 BILLION </div>
INCLUDING:	INCLUDING:
<ul style="list-style-type: none">Fruits and Nuts.....\$4.7BFood Preparations.....\$4.2BVegetables.....\$2.9BBeverages.....\$2.7BBaked Goods.....\$1.2B	<ul style="list-style-type: none">Vegetables.....\$2.8BBaked Goods.....\$2.7BBeef and Pork.....\$2.3BCanola Oil.....\$1.6BChocolate Products.....\$1.4B

\$ = Two-way U.S.-Canada Agriculture and Agri-Food Trade
K = Thousand • M = Million • B = Billion
All figures in U.S. dollars based on 2018 total U.S. export and import data (as of March 2019)
Trade data source: U.S. Census Bureau based on the World Trade Organization definition of agriculture
E-mail: aafr.mas-sam.aac@canada.ca

For more information: www.agr.gc.ca/agpartners
Follow the conversation on Twitter: [#agpartners](https://twitter.com/agpartners)