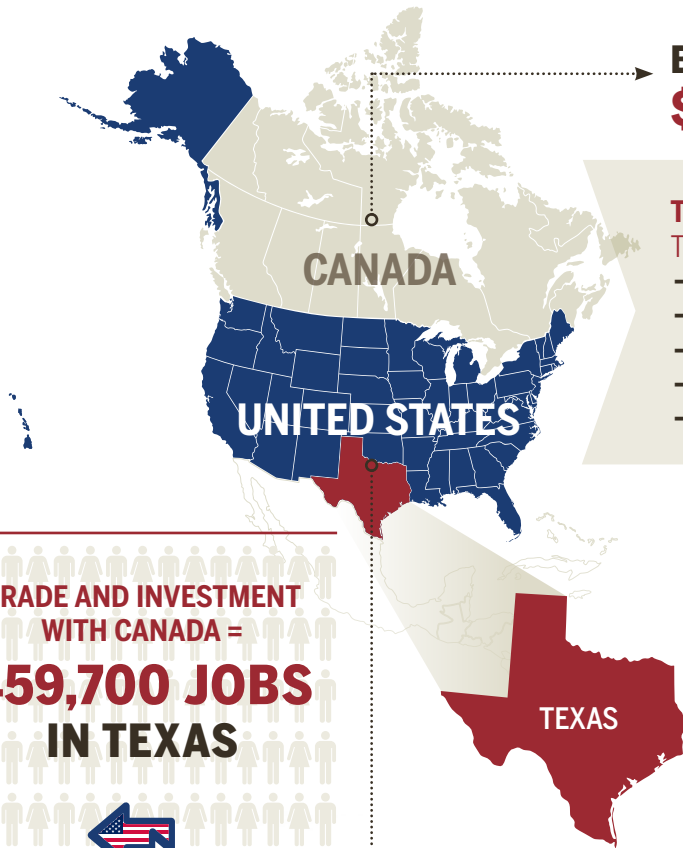




TEXAS-CANADA

A STRONG, INTEGRATED AND BALANCED PARTNERSHIP IN AGRICULTURE
Let's keep a good thing growing!

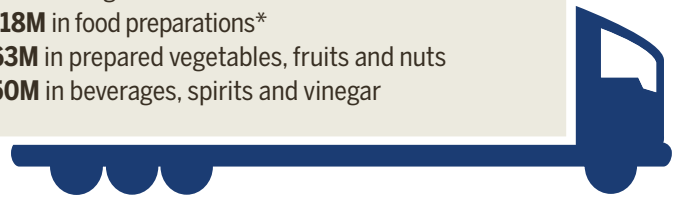


BILATERAL AGRICULTURAL TRADE = \$2 BILLION IN 2018

TEXAS EXPORTED \$1 BILLION

TO CANADA, INCLUDING:

- \$368M in fruits and nuts
- \$188M in vegetables
- \$118M in food preparations*
- \$63M in prepared vegetables, fruits and nuts
- \$50M in beverages, spirits and vinegar



TEXAS IMPORTED \$963 MILLION

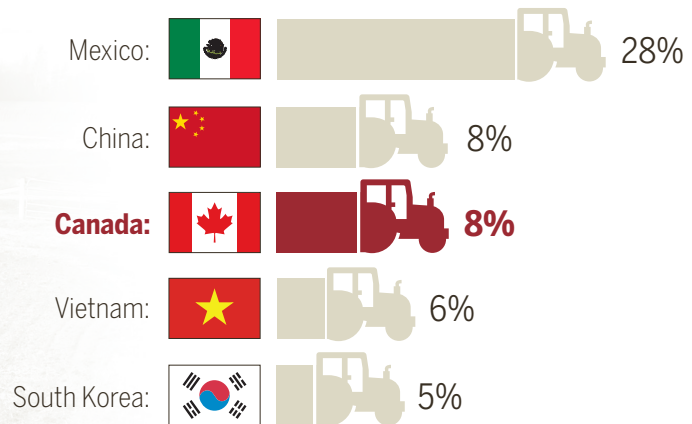
FROM CANADA, INCLUDING:

- \$177M in prepared cereal products
- \$174M in fresh, chilled or frozen meat
- \$129M in prepared vegetables, fruits and nuts
- \$93M in fats and oils
- \$69M in food preparations*

* The category "food preparations" includes products such as tea substitutes, vegetable preparations, flavoring extracts, powders and essences, milk or cream substitutes, jelly powders, and juices from concentrate.



TEXAS' TOP AGRICULTURE AND AGRI-FOOD EXPORT MARKETS:



For more information: www.agr.gc.ca/agpartners
 Follow the conversation on Twitter: [#agpartners](https://twitter.com/agpartners)

M = Million
 All figures in U.S. dollars based on 2018 total U.S. export and import data (as of March 2019)
 Trade data source: U.S. Census Bureau based on the World Trade Organization definition of agriculture
 E-mail: aafc.mas-sam.aac@canada.ca



Agriculture and Agri-Food Canada

Agriculture et Agroalimentaire Canada

