


MOSQUITO-BORNE DISEASE SURVEILLANCE REPORT

AUGUST 25 to 31, 2019 (WEEK 35)

Year-to-Date Snapshot



West Nile

Human Epidemiology

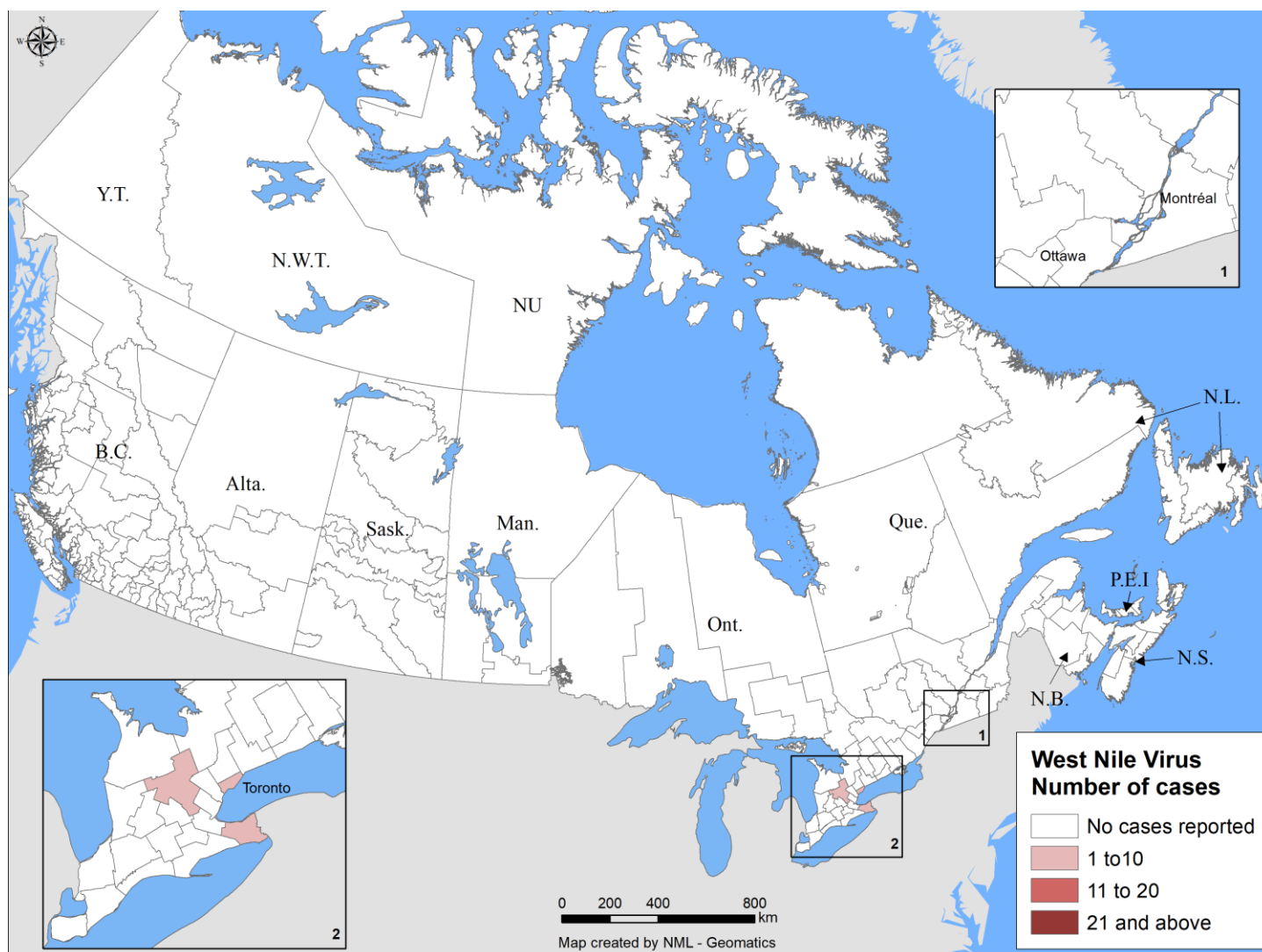
As of surveillance week 35, ending August 31, 2019, four human cases of West Nile virus (WNV) have been reported to the Public Health Agency of Canada (PHAC) (**Table 1**). Of these, two cases in British Columbia and Ontario reported travel outside of Canada.

Table 1. Year-to-Date (YTD) WNV human cases, by disease classification and province (January 1-August 31, 2019)

Province	Clinical Cases			Total Clinical Cases ¹	Asymptomatic Infections ²	YTD Grand Total	Rate ³ (per 100,000)
	Neurological	Non-neurological	Unclassified				
British Columbia	0	1	0	1	0	1	0.02
Alberta	0	0	0	0	0	0	0.00
Saskatchewan	0	-	-	0	0	0	0.00
Manitoba	0	0	0	0	0	0	0.00
Ontario	0	1	1	2	1	3	0.02
Québec	0	0	0	0	0	0	0.00
Maritime Provinces	0	0	0	0	0	0	0.00
Territories	0	0	0	0	0	0	0.00
Total	0	2	1	3	1	4	0.01

¹ Clinical cases are the sum of confirmed and probable: WNV neurological and non-neurological syndromes, along with any unclassified. ² Satisfies WNV diagnostic test criteria in the absence of clinical criteria (i.e., asymptomatic blood donors whose blood is screened by blood operators, Canadian Blood Services or Héma-Québec. ³ Calculated with grand total of clinical and asymptomatic cases, using Statistics Canada 2018 population estimates.

Figure 1. Geographic distribution of WNV human clinical cases and asymptomatic infections in Canada, 2019



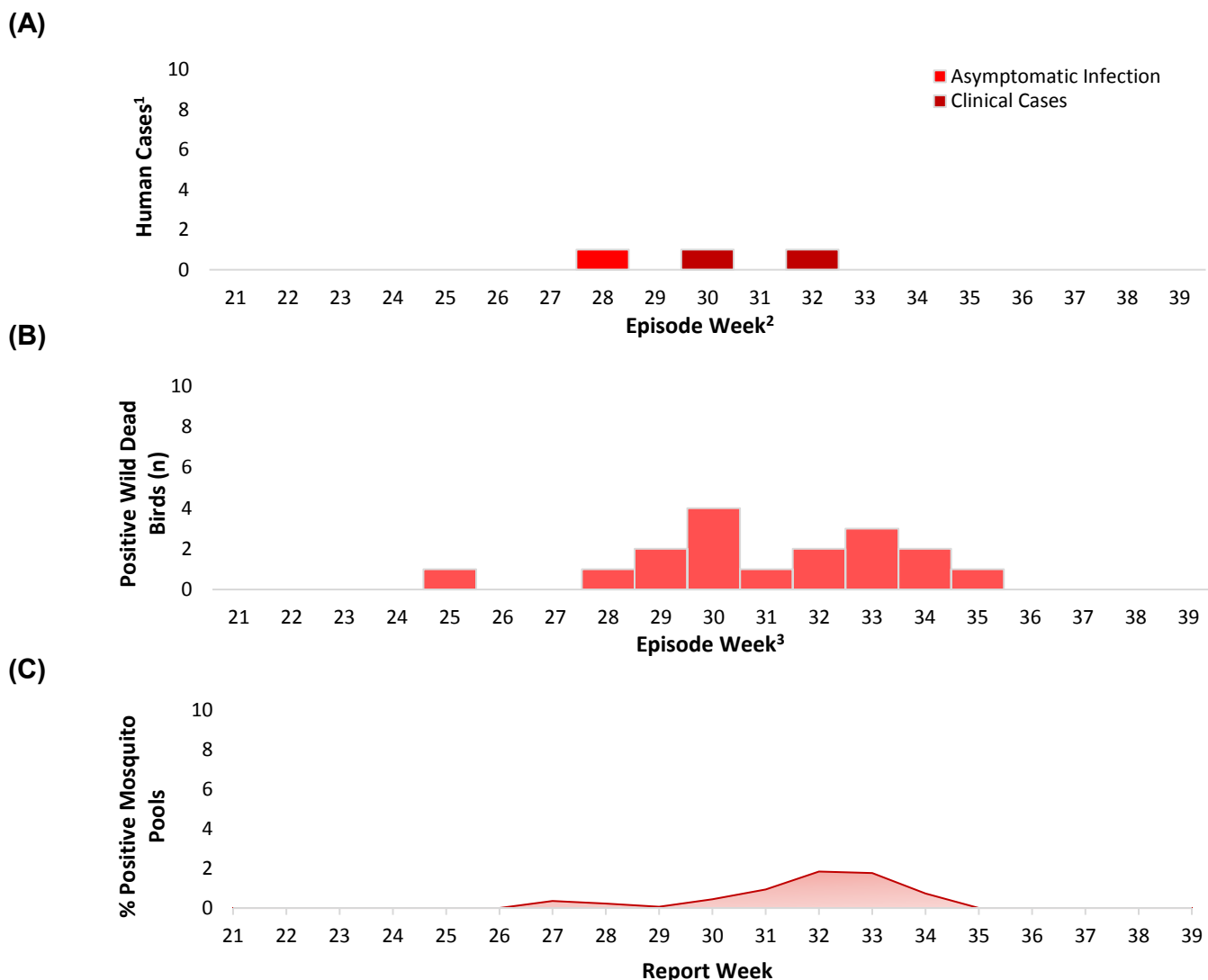
Mosquito, Wild Bird & Equine Epidemiology

As of week 35, PHAC has been notified of 8,936 mosquito pools tested for WNV. Of these, 65 (0.73%) were positive in Quebec (10), Ontario (49) and Manitoba (6) (**Table 2**).

Seventeen of 42 dead wild birds have tested positive for WNV, by the [Canadian Wildlife Health Cooperative \(CWHC\)](#) in Saskatchewan (1), Ontario (12) and Quebec (4) (**Table 3**).

Since the start of this season, the [Canadian Food Inspection Agency \(CFIA\)](#) has reported four horses that tested positive for WNV in British Columbia (1), Saskatchewan (1), Alberta (1) and Quebec (1) (**Table 3**).

Figure 2. (A) WNV human clinical cases and asymptomatic infections, (B) positive WNV birds, and (C) percent positive mosquito pools by episode or report week, in Canada, 2019



¹Human cases includes clinical cases and asymptomatic infection. ²Episode week is based on symptom onset or best available date including: diagnosis, lab sample or date reported. ³Episode week is based off date of death or best available date including: date found, submitted, or received.

Table 2. Year-to-Date WNV positive pools and percent positive by province and nationally (January 1- August 31, 2019)

Province ¹	Positive Pools	Total Pools Tested	Percent Positive
Saskatchewan	0	200	0.00 %
Manitoba	6	1164	0.52 %
Ontario	49	6253	0.78 %
Québec	10	1319	0.76 %
Total	65	8936	0.73 %

¹ Mosquito surveillance data is reported by the following four provinces: Saskatchewan, Manitoba Ontario and Quebec.

Table 3. Number of WNV positive animal cases for current week and Year-to-Date (YTD) (January 1- August 31, 2019)

Province	Wild Birds ¹		Equine	
	Week 35	YTD Total	Week 35	YTD Total
British Columbia	0	0	0	1
Alberta	0	0	0	1
Saskatchewan	0	1	0	1
Manitoba	0	0	0	0
Ontario	1	12	0	0
Québec	0	4	1	1
Maritime Provinces	0	0	0	0
Territories	0	0	0	0
Total	1	17	1	4

¹ Not all provinces conduct dead wild bird surveillance as part of their respective WNV surveillance program. However, WNV positive dead wild birds may be identified through the National Wildlife Disease Surveillance Program, CWHC or by specific provinces.

California Serogroup

As of August 31, 2019, no human exposures or cases of California serogroup virus have been reported by the [National Microbiology Laboratory](#).

Eastern Equine Encephalitis

No human cases of EEEV have been reported to PHAC since the beginning of the 2019 transmission season. The CFIA has reported six horses that tested positive for Eastern Equine Encephalitis virus (EEEV) in Ontario.

Provincial/Territorial & International Surveillance Links

Data reported to PHAC is subject to change and may differ from provincial webpages due to reporting timelines. To obtain the latest arbovirus surveillance data, please refer to the following jurisdictional/regional webpages:

Provincial

[Alberta - West Nile virus](#)

[Saskatchewan - West Nile virus](#)

[Manitoba - West Nile virus](#)

[Ontario - West Nile virus](#)

[Québec - Virus du Nil occidental](#)

International

[U.S. Centers for Disease Control - West Nile virus](#)

[European Centre Disease Control - Mosquito-borne disease](#)

Thank you to all our partners for participating in the National WNV/MBD surveillance program.

Suggested Citation: Public Health Agency of Canada. Mosquito-borne Disease Surveillance Report: Weekly Edition (Week 35), 2019. Ottawa, Canada. September 10, 2019.