



# HOMELESSNESS Partnering Strategy

---

# 2017

## SHELTER CAPACITY REPORT



## **2017 Shelter Capacity Report**

This publication is available for download at  
[\*\*canada.ca/publiccentre-ESDC\*\*](https://canada.ca/publiccentre-ESDC).

It is also available upon request in multiple formats (large print, MP3, Braille, audio CD, e-text CD, DAISY or accessible PDF), by contacting 1 800 O-Canada (1-800-622-6232). By teletypewriter (TTY), call 1-800-926-9105.

© Her Majesty the Queen in Right of Canada, 2019

For information regarding reproduction rights:  
[\*\*droitdauteur.copyright@HRSDC-RHDCC.gc.ca\*\*](mailto:droitdauteur.copyright@HRSDC-RHDCC.gc.ca).

### **PDF**

Cat. No.: Em9-3E-PDF  
ISSN: 1925-718X

### **ESDC**

Cat. No.: SSD-044-03-19E

# TABLE OF CONTENTS

## 1

### INTRODUCTION

## 2

### TYPES OF SHELTERS

## 4

### NATIONAL SUMMARY: EMERGENCY SHELTERS (2017)

## 5

### EMERGENCY SHELTERS BY CLIENTELE SERVED (2017)

## 6

### EMERGENCY SHELTERS AND SHELTER BEDS BY COMMUNITY (2017)

Newfoundland and Labrador	6
Nova Scotia	6
New Brunswick	6
Prince Edward Island	7
Québec	7
Ontario	8
Manitoba	9
Saskatchewan	9
Alberta	10
British Columbia	11
Yukon	12
Northwest Territories	12
Nunavut	12

## 13

### APPENDIX A: TRANSITIONAL HOUSING BY CLIENTELE SERVED (2017)

## 14

### APPENDIX B: VIOLENCE AGAINST WOMEN SHELTERS (2017)



---

# INTRODUCTION

The Shelter Capacity Report is a descriptive account of capacity statistics for emergency homeless shelters in Canada. The number of emergency shelter facilities and the number of permanent beds are reported for each province and territory, as well as by community. In addition, brief overviews of Transitional Housing facilities and Violence Against Women shelters are provided in the appendices.

This report is provided annually by Employment and Social Development Canada (ESDC), Homelessness Partnering Strategy (HPS). The information in this report was obtained from the National Service Provider List (NSPL), a comprehensive listing of homeless shelters in Canada. This list is maintained by ESDC as part of the National Homelessness Information System (NHIS), a data development initiative that focuses on the collection and analysis of homeless shelter data in Canada.

---

## Types of Shelters

**EMERGENCY SHELTERS:** facilities that provide temporary, short-term accommodation for homeless individuals and families. This may or may not include other services such as food, clothing or counselling.

**TRANSITIONAL HOUSING:** facilities that provide temporary shelter, but can be differentiated from emergency shelters by the longer length of stay and greater intensity of support services offered to clients. Transitional housing is an intermediate step between emergency shelter and permanent housing. Support services help clients gain stability and self-sufficiency to maintain permanent housing. Stays are typically between three months and three years.

**VIOLENCE AGAINST WOMEN (VAW) SHELTERS:** facilities that provide temporary shelter to single women or women with children fleeing domestic abuse. They may function in either a crisis capacity or as transitional or second-stage housing.



## Emergency shelters and transitional housing are further characterized according to the clients they serve



**Men's shelters** provide services to adult males. Some also accept youth.



**Youth shelters** provide services to youth. Shelters have varying definitions of youth, often ranging from 12 to 29 years of age.



**Women's shelters** provide services to adult females. Some also accept youth.



**Family shelters** provide services to families and adults with dependents. Some also accept single adult women without dependents.



**General shelters** provide services to adult males and females. Some also accept youth.

# Shelter Capacity



**407**

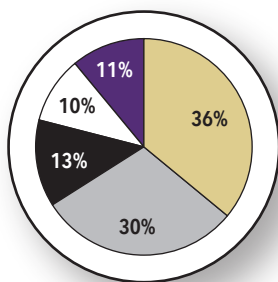
**Emergency  
Shelters**



**15,623**

**Permanent  
Beds**

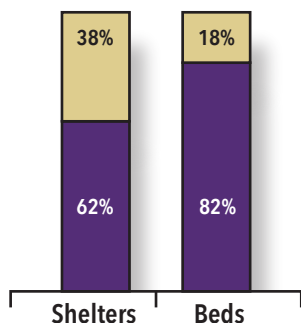
These numbers have remained relatively stable  
over the past five years



■ Family ■ Youth ■ Women's  
■ Men's ■ General

## Emergency Shelter Beds by Clientele Served

- 36% of shelter beds in Canada are found in general shelters serving both men and women.
- Men's shelters account for a greater percentage of all shelter beds (30%) compared to women's shelters (13%).
- Family shelters account for 11% of all shelter beds.
- Shelters that exclusively serve youth tend to be smaller in size. Although they make up almost a quarter of all shelters, they account only for 10% of all emergency shelter beds.




■ small communities (population < 300,000)  
■ large communities (population > 300,000)

## Community

The majority of emergency shelter beds (82%) are found in large cities. While smaller communities have fewer shelter beds, they still account for nearly half (38%) of all emergency shelters.

The average number of beds is 18 per shelter in small communities versus 51 in large communities.



## National Summary: Emergency Shelters (2017)\*

Province/Territory	2017		2016		2015	
	Shelters	Beds	Shelters	Beds	Shelters	Beds
Newfoundland and Labrador	6	61	5	53	5	53
Nova Scotia	9	217	8	208	7	193
New Brunswick	9	148	9	150	9	150
Prince Edward Island	1	7	1	7	1	7
Québec	75	1,934	74	1,948	79	1,995
Ontario	149	6,764	147	6,622	145	6,715
Manitoba	15	661	15	661	15	661
Saskatchewan	21	443	21	439	21	459
Alberta	36	3,182	36	3,182	36	3,182
British Columbia	77	2,069	76	2,019	72	1,859
Yukon	3	27	3	27	3	20
Northwest Territories	3	76	4	100	4	100
Nunavut	2	34	2	34	2	34
<b>CANADA</b>	<b>407</b>	<b>15,623</b>	<b>401</b>	<b>15,450</b>	<b>399</b>	<b>15,428</b>

\* Changes in the reported number of shelters and beds during the years 2015 to 2017 may reflect updated information rather than actual changes in national shelter capacity.



## Emergency Shelters by Clientele Served (2017)

Province/ Territory	General		Men's		Women's		Youth		Family		Total	
	Shelters	Beds	Shelters	Beds	Shelters	Beds	Shelters	Beds	Shelters	Beds	Shelters	Beds
Newfoundland and Labrador	3	32	0	0	0	0	2	17	1	12	6	61
Nova Scotia	1	15	3	135	3	43	2	24	0	0	9	217
New Brunswick	3	68	2	45	2	20	2	15	0	0	9	148
Prince Edward Island	0	0	1	7	0	0	0	0	0	0	1	7
Québec	26	431	9	891	12	231	27	327	1	54	75	1,934
Ontario	26	850	40	2,638	27	1,079	37	773	20	1,424	150	6,764
Manitoba	10	534	0	0	0	0	2	24	3	103	15	661
Saskatchewan	3	50	5	146	10	236	3	11	0	0	21	443
Alberta	17	2,416	4	389	4	134	10	183	1	60	36	3,182
British Columbia	41	1,243	10	356	11	295	12	140	3	35	77	2,069
Yukon	1	14	0	0	1	2	1	11	0	0	3	27
Northwest Territories	0	0	1	35	1	31	1	10	0	0	3	76
Nunavut	0	0	1	22	1	12	0	0	0	0	2	34
<b>CANADA</b>	<b>131</b>	<b>5,653</b>	<b>76</b>	<b>4,664</b>	<b>72</b>	<b>2,083</b>	<b>99</b>	<b>1,535</b>	<b>29</b>	<b>1,688</b>	<b>407</b>	<b>15,623</b>

## Emergency Shelters and Shelter Beds by Community (2017)

### Newfoundland and Labrador

	General		Men's		Women's		Youth		Family		Total	
	Shelters	Beds	Shelters	Beds	Shelters	Beds	Shelters	Beds	Shelters	Beds	Shelters	Beds
Happy Valley – Goose Bay	1	8	0	0	0	0	0	0	0	0	1	8
St. John's	2	24	0	0	0	0	2	17	1	12	5	53
<b>TOTAL</b>	<b>3</b>	<b>32</b>	<b>0</b>	<b>0</b>	<b>0</b>	<b>0</b>	<b>2</b>	<b>17</b>	<b>1</b>	<b>12</b>	<b>6</b>	<b>61</b>

### Nova Scotia

	General		Men's		Women's		Youth		Family		Total	
	Shelters	Beds	Shelters	Beds	Shelters	Beds	Shelters	Beds	Shelters	Beds	Shelters	Beds
Halifax	0	0	2	120	2	36	1	20	0	0	5	176
New Glasgow	0	0	0	0	0	0	1	4	0	0	1	4
Sydney	0	0	1	15	1	7	0	0	0	0	2	22
Truro	1	15	0	0	0	0	0	0	0	0	1	15
<b>TOTAL</b>	<b>1</b>	<b>15</b>	<b>3</b>	<b>135</b>	<b>3</b>	<b>43</b>	<b>2</b>	<b>24</b>	<b>0</b>	<b>0</b>	<b>9</b>	<b>217</b>

### New Brunswick

	General		Men's		Women's		Youth		Family		Total	
	Shelters	Beds	Shelters	Beds	Shelters	Beds	Shelters	Beds	Shelters	Beds	Shelters	Beds
Bathurst	1	6	0	0	0	0	0	0	0	0	1	6
Fredericton	0	0	1	25	1	10	0	0	0	0	2	35
Miramichi	0	0	0	0	0	0	1	5	0	0	1	5
Moncton	2	62	0	0	0	0	0	0	0	0	2	62
Saint John	0	0	1	20	1	10	1	10	0	0	3	40
<b>TOTAL</b>	<b>3</b>	<b>68</b>	<b>2</b>	<b>45</b>	<b>2</b>	<b>20</b>	<b>2</b>	<b>15</b>	<b>0</b>	<b>0</b>	<b>9</b>	<b>148</b>

## Prince Edward Island

	General		Men's		Women's		Youth		Family		Total	
	Shelters	Beds	Shelters	Beds	Shelters	Beds	Shelters	Beds	Shelters	Beds	Shelters	Beds
Charlottetown	0	0	1	7	0	0	0	0	0	0	1	7
<b>TOTAL</b>	<b>0</b>	<b>0</b>	<b>1</b>	<b>7</b>	<b>0</b>	<b>0</b>	<b>0</b>	<b>0</b>	<b>0</b>	<b>0</b>	<b>1</b>	<b>7</b>

## Québec

	General		Men's		Women's		Youth		Family		Total	
	Shelters	Beds	Shelters	Beds	Shelters	Beds	Shelters	Beds	Shelters	Beds	Shelters	Beds
Amos	1	8	0	0	0	0	0	0	0	0	1	8
Baie-Comeau	0	0	1	17	0	0	0	0	0	0	1	17
Drummondville	1	9	0	0	0	0	1	9	0	0	2	18
Fermont	0	0	0	0	1	6	0	0	0	0	1	6
Gatineau	1	55	0	0	0	0	1	6	0	0	2	61
Granby	0	0	0	0	0	0	1	20	0	0	1	20
Grand-Mère	1	15	0	0	0	0	0	0	0	0	1	15
Ham Sud	1	17	0	0	0	0	0	0	0	0	1	17
Joliette	1	6	0	0	0	0	2	21	0	0	3	27
Mont-Laurier	1	9	0	0	0	0	0	0	0	0	1	9
Montréal	5	96	6	832	9	205	17	229	1	54	38	1,416
Québec City	3	52	1	39	1	12	2	14	0	0	7	117
Rouyn-Noranda	1	15	0	0	0	0	0	0	0	0	1	15
Saguenay	2	45	1	3	0	0	0	0	0	0	3	48
St-Eugène-de-Guigues	1	14	0	0	0	0	0	0	0	0	1	14
Sherbrooke	1	22	0	0	1	8	1	8	0	0	3	38
St-Georges	2	25	0	0	0	0	0	0	0	0	2	25
Thetford Mines	1	9	0	0	0	0	0	0	0	0	1	9
Trois-Rivières	1	8	0	0	0	0	1	11	0	0	2	19
Valleyfield	2	26	0	0	0	0	0	0	0	0	2	26
Victoriaville	0	0	0	0	0	0	1	9	0	0	1	9
<b>TOTAL</b>	<b>26</b>	<b>431</b>	<b>9</b>	<b>891</b>	<b>12</b>	<b>231</b>	<b>27</b>	<b>327</b>	<b>1</b>	<b>54</b>	<b>75</b>	<b>1,934</b>

## Ontario

	General		Men's		Women's		Youth		Family		Total	
	Shelters	Beds	Shelters	Beds	Shelters	Beds	Shelters	Beds	Shelters	Beds	Shelters	Beds
Barrie-Simcoe	1	20	1	20	0	0	1	15	0	0	3	55
Brantford	1	36	1	38	0	0	1	20	0	0	3	94
Cochrane	0	0	1	10	0	0	0	0	0	0	1	10
Dufferin Region	0	0	0	0	0	0	1	20	0	0	1	20
Durham Region	0	0	1	40	1	45	1	13	1	20	4	118
Guelph	0	0	1	18	1	14	1	16	2	35	5	83
Halton Region	2	42	0	0	0	0	0	0	1	20	3	62
Hamilton	0	0	3	215	2	35	1	20	1	103	7	373
Hunstville	0	0	1	8	0	0	0	0	0	0	1	8
Jarvis	0	0	0	0	0	0	1	8	0	0	1	8
Kenora	1	25	0	0	0	0	0	0	0	0	1	25
Kingston	2	39	1	18	2	24	1	15	0	0	6	96
Lindsay	1	19	0	0	0	0	0	0	0	0	1	19
London	1	45	2	255	1	31	0	0	1	41	5	372
Niagara Region	2	61	1	20	1	20	2	30	1	16	7	147
Nipissing/North Bay	1	19	0	0	1	10	0	0	0	0	2	29
Ottawa	1	12	3	431	2	109	2	24	3	554	11	1,130
Peel Region	1	119	1	60	0	0	2	59	1	225	5	463
Peterborough	0	0	1	40	1	10	1	15	1	15	4	80
Red Lake	1	22	0	0	0	0	0	0	0	0	1	22
Sarnia	1	25	1	12	0	0	1	9	1	8	4	54
Sault Ste. Marie	0	0	1	24	1	7	1	10	1	7	4	48
Sioux Lookout	2	34	0	0	0	0	0	0	0	0	2	34
Stratford	0	0	0	0	0	0	1	14	0	0	1	14
Sudbury	0	0	1	36	0	0	1	16	1	20	3	72
Thunder Bay	1	42	2	34	0	0	0	0	0	0	3	76
Timmins	1	28	0	0	0	0	0	0	0	0	1	28
Toronto	3	197	14	1,235	12	735	10	374	3	240	42	2,781
Waterloo Region	1	40	1	39	0	0	4	45	1	60	7	184
Windsor	2	25	1	56	1	11	1	10	0	0	5	102
York Region	0	0	1	29	1	28	3	40	1	60	6	157
<b>TOTAL</b>	<b>26</b>	<b>850</b>	<b>40</b>	<b>2,638</b>	<b>27</b>	<b>1,079</b>	<b>37</b>	<b>773</b>	<b>20</b>	<b>1,424</b>	<b>150</b>	<b>6,764</b>

## Manitoba

	General		Men's		Women's		Youth		Family		Total	
	Shelters	Beds	Shelters	Beds	Shelters	Beds	Shelters	Beds	Shelters	Beds	Shelters	Beds
Brandon	1	3	0	0	0	0	0	0	1	9	2	12
Dauphin	1	6	0	0	0	0	0	0	0	0	1	6
Flin Flon	1	26	0	0	0	0	0	0	0	0	1	26
Swan River	1	10	0	0	0	0	0	0	0	0	1	10
The Pas	0	0	0	0	0	0	0	0	1	34	1	34
Thompson	1	24	0	0	0	0	0	0	0	0	1	24
Winnipeg	5	465	0	0	0	0	2	24	1	60	8	549
<b>TOTAL</b>	<b>10</b>	<b>534</b>	<b>0</b>	<b>0</b>	<b>0</b>	<b>0</b>	<b>2</b>	<b>24</b>	<b>3</b>	<b>103</b>	<b>15</b>	<b>661</b>

## Saskatchewan

	General		Men's		Women's		Youth		Family		Total	
	Shelters	Beds	Shelters	Beds	Shelters	Beds	Shelters	Beds	Shelters	Beds	Shelters	Beds
Moose Jaw	1	12	0	0	0	0	0	0	0	0	1	12
North Battleford	1	16	0	0	0	0	0	0	0	0	1	16
Prince Albert	1	22	0	0	2	58	0	0	0	0	3	80
Regina	0	0	2	64	3	88	0	0	0	0	5	152
Saskatoon	0	0	3	82	5	90	3	11	0	0	11	183
<b>TOTAL</b>	<b>3</b>	<b>50</b>	<b>5</b>	<b>146</b>	<b>10</b>	<b>236</b>	<b>3</b>	<b>11</b>	<b>0</b>	<b>0</b>	<b>21</b>	<b>443</b>

## Alberta

	General		Men's		Women's		Youth		Family		Total	
	Shelters	Beds	Shelters	Beds	Shelters	Beds	Shelters	Beds	Shelters	Beds	Shelters	Beds
Calgary	5	1,746	1	80	2	18	3	45	1	60	12	1,949
Edmonton	4	307	1	249	2	116	2	88	0	0	9	760
Grand Prairie	1	92	0	0	0	0	1	14	0	0	2	106
High Level	1	20	0	0	0	0	0	0	0	0	1	20
Lethbridge	1	80	0	0	0	0	1	14	0	0	2	94
Lloydminster	0	0	1	28	0	0	0	0	0	0	1	28
Medicine Hat	1	30	0	0	0	0	1	6	0	0	2	36
Red Deer	2	61	0	0	0	0	1	8	0	0	3	69
Wood Buffalo	2	80	1	32	0	0	1	8	0	0	4	120
<b>TOTAL</b>	<b>17</b>	<b>2,416</b>	<b>4</b>	<b>389</b>	<b>4</b>	<b>134</b>	<b>10</b>	<b>183</b>	<b>1</b>	<b>60</b>	<b>36</b>	<b>3,182</b>

## British Columbia

	General		Men's		Women's		Youth		Family		Total	
	Shelters	Beds	Shelters	Beds	Shelters	Beds	Shelters	Beds	Shelters	Beds	Shelters	Beds
Abbotsford	1	20	0	0	0	0	1	14	0	0	2	34
Campbell River	1	22	0	0	0	0	0	0	0	0	1	22
Chetwynd	1	3	0	0	0	0	0	0	0	0	1	3
Chilliwack	1	11	0	0	0	0	0	0	0	0	1	11
Courtenay	1	14	0	0	0	0	0	0	0	0	1	14
Dawson Creek	1	8	0	0	0	0	0	0	0	0	1	8
Duncan	1	30	0	0	0	0	0	0	0	0	1	30
Fort Nelson	1	6	0	0	0	0	0	0	0	0	1	6
Fort St. John	1	20	0	0	0	0	0	0	0	0	1	20
Kamloops	1	35	0	0	0	0	1	6	0	0	2	41
Kelowna	1	60	0	0	1	20	1	10	0	0	3	90
Mission	1	20	0	0	0	0	0	0	0	0	1	20
Nanaimo	0	0	1	23	1	10	0	0	0	0	2	33
Nelson	1	17	0	0	0	0	0	0	0	0	1	17
Penticton	1	11	0	0	0	0	0	0	0	0	1	11
Port Alberni	1	12	0	0	0	0	0	0	0	0	1	12
Prince George	1	30	1	21	1	30	1	10	0	0	4	91
Prince Rupert	1	10	0	0	0	0	0	0	0	0	1	10
Quesnel	1	10	0	0	0	0	0	0	0	0	1	10
Smithers	1	9	0	0	0	0	0	0	0	0	1	9
Squamish	1	15	0	0	0	0	0	0	0	0	1	15
Terrace	1	16	0	0	0	0	0	0	0	0	1	16
Vancouver	16	675	7	291	7	200	7	90	2	30	39	1,286
Vernon	1	25	0	0	0	0	0	0	0	0	1	25
Victoria	2	134	1	21	1	25	1	10	1	5	6	195
Williams Lake	1	30	0	0	0	0	0	0	0	0	1	30
<b>TOTAL</b>	<b>41</b>	<b>1,243</b>	<b>10</b>	<b>356</b>	<b>11</b>	<b>295</b>	<b>12</b>	<b>140</b>	<b>3</b>	<b>35</b>	<b>77</b>	<b>2,069</b>

## Yukon

	General		Men's		Women's		Youth		Family		Total	
	Shelters	Beds	Shelters	Beds	Shelters	Beds	Shelters	Beds	Shelters	Beds	Shelters	Beds
Dawson City	0	0	0	0	1	2	0	0	0	0	1	2
Whitehorse	1	14	0	0	0	0	1	11	0	0	2	25
<b>TOTAL</b>	<b>1</b>	<b>14</b>	<b>0</b>	<b>0</b>	<b>1</b>	<b>2</b>	<b>1</b>	<b>11</b>	<b>0</b>	<b>0</b>	<b>3</b>	<b>27</b>

## Northwest Territories

	General		Men's		Women's		Youth		Family		Total	
	Shelters	Beds	Shelters	Beds	Shelters	Beds	Shelters	Beds	Shelters	Beds	Shelters	Beds
Yellowknife	0	0	1	35	1	31	1	10	0	0	3	76
<b>TOTAL</b>	<b>0</b>	<b>0</b>	<b>1</b>	<b>35</b>	<b>1</b>	<b>31</b>	<b>1</b>	<b>10</b>	<b>0</b>	<b>0</b>	<b>3</b>	<b>76</b>

## Nunavut

	General		Men's		Women's		Youth		Family		Total	
	Shelters	Beds	Shelters	Beds	Shelters	Beds	Shelters	Beds	Shelters	Beds	Shelters	Beds
Iqaluit	0	0	1	22	1	12	0	0	0	0	2	34
<b>TOTAL</b>	<b>0</b>	<b>0</b>	<b>1</b>	<b>22</b>	<b>1</b>	<b>12</b>	<b>0</b>	<b>0</b>	<b>0</b>	<b>0</b>	<b>2</b>	<b>34</b>



## Appendix A: Transitional Housing by Clientele Served (2017)

Province/ Territory	General		Men's		Women's		Youth		Family		Total	
	Shelters	Beds	Shelters	Beds	Shelters	Beds	Shelters	Beds	Shelters	Beds	Shelters	Beds
Newfoundland and Labrador	2	74	1	2	2	12	2	25	0	0	7	113
Nova Scotia	0	0	1	19	2	32	2	15	0	0	5	66
New Brunswick	1	4	0	0	1	12	1	8	0	0	3	24
Prince Edward Island	0	0	0	0	0	0	0	0	0	0	0	0
Québec	26	607	22	525	12	210	30	362	5	79	95	1,783
Ontario	19	747	17	506	6	131	23	299	4	506	69	2,189
Manitoba	7	159	3	75	0	0	2	10	2	42	14	286
Saskatchewan	3	71	6	103	4	48	13	170	0	0	26	392
Alberta	12	525	3	315	6	182	8	80	2	101	31	1,203
British Columbia	20	627	5	82	4	50	5	95	0	0	34	854
Yukon	0	0	0	0	0	0	0	0	0	0	0	0
Northwest Territories	0	0	1	32	0	0	0	0	1	44	2	76
Nunavut	0	0	0	0	0	0	0	0	0	0	0	0
<b>CANADA</b>	<b>90</b>	<b>2,814</b>	<b>59</b>	<b>1,659</b>	<b>37</b>	<b>677</b>	<b>86</b>	<b>1,064</b>	<b>14</b>	<b>772</b>	<b>286</b>	<b>6,986</b>

## Appendix B: Violence Against Women Shelters (2017)

Province/Territory	Shelters	Beds
Newfoundland and Labrador	14	146
Nova Scotia	16	224
New Brunswick	16	230
Prince Edward Island	3	45
Québec	94	1,118
Ontario	120	2,311
Manitoba	20	387
Saskatchewan	18	301
Alberta	43	930
British Columbia	95	1,004
Yukon	5	37
Northwest Territories	5	44
Nunavut	5	34
<b>CANADA</b>	<b>454</b>	<b>6,811</b>