



Labour Market Bulletin

Ontario

June 2019



This Labour Market Bulletin provides an analysis of Labour Force Survey results for the province of Ontario, including the regions of Hamilton—Niagara Peninsula, Kingston—Pembroke, Kitchener—Waterloo—Barrie, London, Muskoka—Kawarthas, Northeast, Northwest, Ottawa, Stratford—Bruce Peninsula, Toronto and Windsor—Sarnia.

OVERVIEW

Labour Force Trends - Employment increased in Ontario in the second quarter of 2019

- Employment grew by 65,100 in Ontario in the second quarter of 2019
- Job gains occurred in full-time and part-time work
- The unemployment rate decreased to 5.5% in the second quarter
- The unemployment rate for Ontario's youth aged 15 to 24 decreased to 11.8%

Employment in Ontario rose by 65,100 between the first and second quarters of 2019. Job gains took place in full-time (+36,700) and part-time work (+28,400), and the unemployment rate fell by 0.3 percentage points to 5.5%. The quarterly employment rate increased to 61.4% and the participation rate inched up to 65.0%, as more people were active in the labour force.

Youth employment increased in Ontario by 19,400 in the second quarter of 2019 as gains in part-time employment more than offset losses in full-time work. The youth unemployment rate fell by 0.3 percentage points to reach 11.8%. Over the past year, estimates show steady employment conditions for youth with job gains of 31,700 and an increase in the participation rate from 60.7% in the second quarter of 2018 to 61.7% in the second quarter of 2019. Nationally, the youth unemployment rate stood at 10.3%.

Employment grew by 132,000 in Canada in the second quarter of 2019.¹ The majority of job gains were in full-time work. Employment rose in nearly all provinces with the largest gains in Ontario, Quebec, Alberta, and British

¹ Statistics Canada. The Daily - Labour Force Survey, June 2019. Retrieved from <https://www150.statcan.gc.ca/n1/daily-quotidien/190705/dq190705a-eng.htm>

Columbia. The quarterly unemployment rate decreased to 5.5% and average hourly wages rose by 3.8% in Canada between June 2018 and June 2019.²

Total nonfarm payroll employment increased by 224,000 in the United States in June 2019 and the unemployment rate inched up to 3.7%.³ The American job market rebounded after a poor showing in the previous month to top analysts' expectations of around 160,000.⁴ The largest employment gains were in professional and business services, health care, and transportation and warehousing. The manufacturing industry also saw a notable gain in June following a few months of muted growth. After downwards revisions to employment figures in April and May, job gains averaged 171,000 per month over the past three months⁵ and average hourly earnings rose 3.1% between June 2018 and June 2019.⁶

The provincial labour market has been rather solid over the past twelve months. Employment increased by 203,700 between the second quarters of 2018 and 2019. Full-time employment rose by 128,800 and part-time work increased by 75,000. The unemployment rate edged down 0.2 percentage points to 5.5% and the participation rate increased by 0.4 percentage points to 65.0% during this period.

Throughout the summer months, Statistics Canada collects labour market data on youth aged 15 to 24 who attended school full-time in March and who intend to return to school full-time in autumn.⁷ Student summer employment increased by 13,800 in Ontario between June 2018 and June 2019. The unemployment rate for returning students declined by 2.4 percentage points to 13.7%. This was above the national rate of 12.7%. The participation and employment rates for summer students also rose quite noticeably in Ontario to 55.9% and 48.3%, which may suggest that students were able to secure work more easily. Many younger students may have still been in school in June, so these results may be a better indicator of labour market conditions for older students.

In the second quarter of 2019, the total population aged 15 and over in Ontario was approximately 12.1 million. The Indigenous population living off reserve accounted for 2.2% of that, or 263,300 people. Employment among Indigenous people in Ontario was 150,400, representing an increase of 3,800 (+2.6%) from the second quarter of 2018. Part-time positions accounted for the majority of this increase (+2,900), which was accompanied by a slight increase in full-time positions (+900). The unemployment rate among the Indigenous population increased 3.4 percentage points from a year earlier to 10.2%. The unemployment rate among the non-Indigenous population decreased to 5.5%. The participation rate of the Indigenous population increased slightly to 63.6% year-over-year, while that of the non-Indigenous population edged up to 65.4%. The employment rate among Indigenous people decreased from the previous year to 57.1% while it increased for the non-Indigenous population to 61.8%.

² Statistics Canada. Table 14-10-0320-01 Average usual hours and wages by selected characteristics, monthly, unadjusted for seasonality, last 5 months (x 1,000)

³ Bureau of Labor Statistics. (2019, July 05). Employment Situation Summary. United States Department of Labor. Retrieved from <https://www.bls.gov/news.release/empsit.nr0.htm>

⁴ Henney, M. (2019, July 05). US job growth rebounds with 224,000 created in June, quelling fears of economic slowdown. FOXBusiness. Retrieved from <https://www.foxbusiness.com/economy/june-jobs-report-2019>

⁵ Bureau of Labor Statistics. (2019, July 05). Employment Situation Summary. United States Department of Labor. Retrieved from <https://www.bls.gov/news.release/empsit.nr0.htm>

⁶ Bureau of Labor Statistics. (2019, July 05). Table B-3 Average hourly and weekly earnings of all employees on private non-farm payrolls by industry sector, seasonally adjusted. United States Department of Labor. Retrieved from <https://www.bls.gov/news.release/empsit.t19.htm>

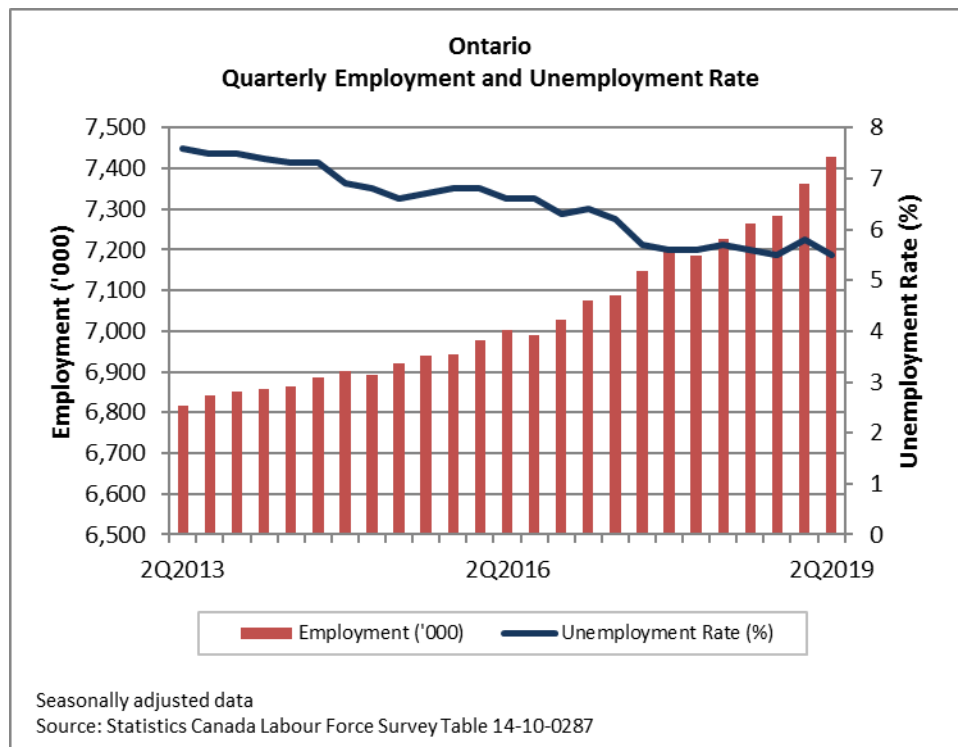
⁷ Statistics Canada. Table 14-10-0286-03 Labour force characteristics by province and type of student during summer months, monthly, unadjusted for seasonality

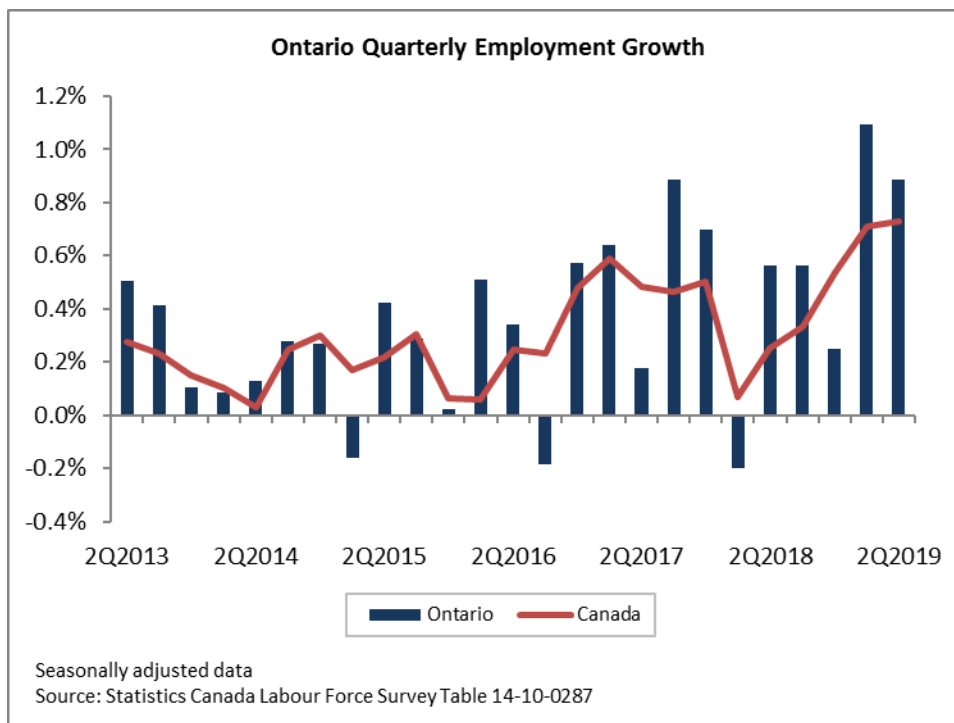
Ontario Quarterly Labour Force Statistics

Seasonally adjusted data	2nd Quarter 2019	1st Quarter 2019	2nd Quarter 2018	Quarterly Variation		Yearly Variation	
				Number	%	Number	%
Population 15 + ('000)	12,094.4	12,036.4	11,868.7	58.0	0.5	225.7	1.9
Labour Force ('000)	7,863.1	7,813.6	7,666.2	49.5	0.6	196.9	2.6
Employment ('000)	7,428.7	7,363.6	7,225.0	65.1	0.9	203.7	2.8
Full-Time ('000)	6,043.0	6,006.3	5,914.2	36.7	0.6	128.8	2.2
Part-Time ('000)	1,385.7	1,357.3	1,310.7	28.4	2.1	75.0	5.7
Unemployment ('000)	434.4	450.0	441.3	-15.6	-3.5	-6.9	-1.6
Unemployment Rate (%)	5.5	5.8	5.7	-0.3	-	-0.2	-
Participation Rate (%)	65.0	64.9	64.6	0.1	-	0.4	-
Employment Rate (%)	61.4	61.2	60.9	0.2	-	0.5	-

Note: Totals may not add due to rounding

Source: Statistics Canada Labour Force Survey – Table 14-10-0287, formerly CANSIM 282-0087





Ontario Quarterly Unemployment Rates, by Gender and Age

Seasonally adjusted data	2nd Quarter	1st Quarter	2nd Quarter	Quarterly Variation (% points)	Yearly Variation (% points)
	2019 (%)	2019 (%)	2018 (%)		
Total	5.5	5.8	5.8	-0.3	-0.3
25 years and over	4.5	4.7	4.7	-0.2	-0.2
Men - 25 years and over	4.6	4.8	4.5	-0.2	0.1
Women - 25 years and over	4.4	4.6	4.9	-0.2	-0.5
15 to 24 years	11.8	12.1	12.1	-0.3	-0.3
Men - 15 to 24 years	12.0	13.4	12.8	-1.4	-0.8
Women - 15 to 24 years	11.5	10.7	11.3	0.8	0.2

Note: Totals may not add due to rounding

Source: Statistics Canada Labour Force Survey – Table 14-10-0287, formerly CANSIM 282-0087

A look at labour market conditions for Ontario's Indigenous Peoples

In the second quarter (Q2) of 2019, the total population aged 15+ in Ontario was approximately 12.1 million. The Indigenous population living off-reserve accounted for 2.2% of that, or 263,300 people. Employment among Indigenous people in Ontario was 150,400 representing an increase of +3,800 (+2.6%) from a year earlier (Q2 2018). Part-time positions accounted for a majority of this increase (+2,900 or 9.7%) which was accompanied by a slight increase in full-time positions (+900 or +0.8%).

In Q2 2019, the unemployment rate among the Indigenous population increased 3.4 percentage points from a year earlier to 10.2%. The unemployment rate amongst the non-Indigenous population decreased to 5.5% (-0.3pp). The participation rate of the Indigenous population increased slightly to 63.6% (+1.6pp) year-over-year, while that of the non-Indigenous population edged up to 65.4% (+0.3pp). The employment rate among Indigenous people decreased from the previous year to 57.1% (-0.7pp) while it increased for the non-Indigenous population to 61.8% (+0.5pp).

Ontario - Labour Market Indicators for Indigenous People

3-month moving averages Seasonally unadjusted data	Indigenous		Yearly variation (Indigenous)		Non-Indigenous		Yearly variation (non-Indigenous)	
	Q2 2019	Q2 2018	number	%	Q2 2019	Q2 2018	number	%
Population 15 + ('000)	263.3	253.7	9.6	0.0	11,831.1	11,615.0	216.1	0.0
Labour Force ('000)	167.4	157.2	10.2	0.1	7,743.0	7,556.7	186.3	0.0
Employment ('000)	150.4	146.6	3.8	0.0	7,317.2	7,119.7	197.5	0.0
Full-Time ('000)	117.5	116.6	0.9	0.0	5,975.4	5,851.5	123.9	0.0
Part-Time ('000)	32.9	30.0	2.9	0.1	1,341.8	1,268.2	73.6	0.1
Unemployment ('000)	17.0	10.7	6.3	0.6	425.9	437.1	-11.2	0.0
Unemployment Rate (%)	10.2	6.8	3.4	-	5.5	5.8	-0.3	-
Participation Rate (%)	63.6	62.0	1.6	-	65.4	65.1	0.3	-
Employment Rate (%)	57.1	57.8	-0.7	-	61.8	61.3	0.5	-

Notes: The Labour Force Survey excludes those living on-reserve.

Estimates are based on three-month moving averages.

Totals may not add due to rounding.

Totals may be different from other tables due to adjustments done to indigenous statistics in the Labour Force Survey.

Source: Statistics Canada Labour Force Survey – ESDC custom table

EMPLOYMENT BY INDUSTRY

Employment in the goods-producing sector increased in the second quarter of 2019

Ontario's goods-producing sector observed an employment gain of 16,700 (+1.1%) between the first and second quarters of 2019. The construction industry posted the largest gain (+9,300; +1.7%) followed by manufacturing (+7,400; +1.0%) and agriculture (+2,300; +3.3%). The forestry, fishing, mining, quarrying, oil and gas industry was the only industry to post a job loss in the quarter (-3,200; -8.9%).

Employment in Ontario's **construction** industry has grown over the past five quarters with positive contributions from a steady stream of infrastructure and commercial developments. The Government of Canada awarded a \$2.6B contract to the Innovate Energy Team to install eco-friendly systems in five government-operated heating and cooling plants in the Ottawa metropolitan area.⁸ West Corridor Constructors will begin a \$639.8M reconstruction project of Highway 401 in Mississauga and Milton in late 2019.⁹ The Government of Ontario announced that it would invest \$105M in the Children's Hospital of Eastern Ontario to create a new treatment centre.¹⁰ Empire Company Limited will construct a customer fulfillment centre in Vaughan to support Sobeys upcoming online home delivery service,¹¹ and Aeon Studio Group announced that it would build a \$100M film and production hub in Hamilton.¹² Walmart Canada also announced a \$200M investment to renovate stores across the country with about half of them located in Ontario.¹³

Employment increased in **manufacturing** in the second quarter of 2019. Motor vehicle production remains a focal point of the manufacturing industry with a number of developments taking place over the past few months. One of the biggest announcements came from FCA Canada Inc. The automaker announced that it would cut the third production line at its Windsor Assembly Plant later this year resulting in about 1,500 layoffs.¹⁴ This was quite a hit to the industry given that General Motors of Canada Company (GM Canada) will end motor vehicle production at its Oshawa Assembly Plant by the end of 2019. Since these announcements, both automakers announced investments that may help soften the impact. FCA Canada announced that it would invest \$355M to

⁸ Public Services and Procurement Canada Staff. (2019, June 04). Government of Canada invests in cleaner energy system for the National Capital Region. Government of Canada Newsroom. Retrieved from <https://www.canada.ca/en/public-services-procurement/news/2019/06/government-of-canada-invests-in-cleaner-energy-system-for-the-national-capital-region0.html>

⁹ Sahota, R. (2019, April 29). Highway 401 Set To Be Reconstructed In Mississauga. InSauga. Retrieved from <https://www.insauga.com/highway-401-set-to-be-reconstructed-in-mississauga>

¹⁰ Ontario Supports the Children's Hospital of Eastern Ontario. (2019, June 19). Retrieved from <https://news.ontario.ca/mcys/en/2019/06/ontario-supports-the-childrens-hospital-of-eastern-ontario.html>

¹¹ Empire Company Limited Staff. (2019, May 09). Announcing Voilà, Canada's best online grocery home delivery service. Cision Newswire. Retrieved from <https://www.newswire.ca/news-releases/announcing-voila-canada-s-best-online-grocery-home-delivery-service-877620238.html>

¹² Van Dongen, M. (2019, June 19). Film studio hub destined for the West Harbour wants cameras rolling within the year. Hamilton Spectator. Retrieved from <https://www.thespec.com/news-story/9442398-film-studio-hub-destined-for-the-west-harbour-wants-cameras-rolling-within-the-year/>

¹³ Canada, W. (2019, May 02). Walmart Canada invests over \$200 million in updates to improve customer experience across 31 stores, enhancing offerings and expanding e-Commerce integration. Retrieved from <https://www.newswire.ca/news-releases/walmart-canada-invests-over-200-million-in-updates-to-improve-customer-experience-across-31-stores-enhancing-offerings-and-expanding-e-commerce-integration-826090558.html>

¹⁴ Cross, B. (2019, April 16). City to look at what can be done to save FCA's 3rd shift. Windsor Star. Retrieved from <https://windsorstar.com/news/local-news/city-to-look-at-what-can-be-done-to-save-fcas-3rd-shift>

support future automotive production at the Windsor plant,¹⁵ and GM Canada announced that it would invest \$170M to convert the Oshawa plant into a stamping, sub-assembly and autonomous vehicle testing facility, retaining 300 jobs.¹⁶ Elsewhere in the motor vehicle industry, Toyota Motor Manufacturing Canada announced that it would produce the Lexus NX series at its Cambridge facility starting in early 2022.¹⁷

Employment in the goods-producing sector increased by 23,600 (+1.6%) between the second quarters of 2018 and 2019 with construction reporting the largest increase (+18,400; +3.5%). Forestry, fishing, mining, quarrying, oil and gas was the only industry to experience an employment loss falling by 2,500 (-7.1%).

Employment in Ontario's services-producing sector grew in the second quarter of 2019

The provincial services-producing sector reported job gains of 48,500 (+0.8%) in the second quarter of 2019. The biggest increases were in information, culture and recreation (+15,700; +5.3%), health care and social assistance (+9,400; +1.1%), and professional, scientific and technical services (+9,000; +1.4%). All of the services-producing industries in Ontario experienced an employment gain between the first and second quarters of 2019 with the exception of business, building and other support services (-13,600; -4.2%).

The **health care and social assistance** industry reported a moderate employment gain in the second quarter. Despite this gain, the industry is currently going through several changes such as the consolidation of a number of provincial health agencies and Local Health Integration Networks (LHINs) and changes to funding shares and programs. As part of restructuring efforts, over 400-office support workers from various government health agencies and LHINs received layoff notices in June.¹⁸ Windsor Regional Hospital issued about 80 layoff notices over the quarter,¹⁹ St. Michael's Hospital in Toronto eliminated 40 clerical positions,²⁰ and London Health Sciences Centre will reduce staff.²¹ The Ontario Telemedicine Network has also eliminated 44 jobs due to budget cuts,²² and Lennox and Addington Seniors Outreach Services will transfer the bulk of its services to the Victorian Order of Nurses in July, laying off 33 employees.²³ In the social assistance subindustry, the Ontario Office of the Child

¹⁵ Waddell, D. (2019, April 18). FCA confirms US\$355M investment in Windsor Assembly Plant. London Free Press. Retrieved from <https://lfpres.com/news/local-news/fca-confirms-us355m-investment-in-windsor-assembly-plant/wcm/fc2ef28c-05b0-40f8-afbf-0f145f3e551b>

¹⁶ GM Canada Staff. (2019, May 08). GM Canada and Unifor reach agreement to save hundreds of jobs with a C\$170 million investment in Oshawa. GM Canada Corporate Newsroom. Retrieved from <https://media.gm.ca/media/ca/en/gm/news.detail.html/content/Pages/news/ca/en/2019/May/0508-oshawa.html>

¹⁷ Begg, R. (2019, April 29). Toyota to produce the Lexus NX SUV in Canada. Canadian Manufacturing. Retrieved from <https://www.canadianmanufacturing.com/exporting-and-importing/toyota-opts-to-produce-the-lexus-nx-suv-in-canada-231822/>

¹⁸ Dhanraj, T. (2019, June 19). Ford government lays off more than 400 workers at Ontario health agencies Wednesday. Global News. Retrieved from <https://globalnews.ca/news/5406962/ontario-health-jobs-layoffs/>

¹⁹ Medeiros, T. (2019, April 05). Video: 80 jobs to be cut at Windsor Regional Hospital. AM 800 CKLW. Retrieved from <http://www.iheartradio.ca/am800/news/video-80-jobs-to-be-cut-at-windsor-regional-hospital-1.9053419>

²⁰ CityNews Toronto Staff. (2019, May 02). Clerical job losses at 3 Toronto hospitals, including St. Mike's: union official. CityNews Toronto. Retrieved from <https://toronto.citynews.ca/2019/05/02/st-mikes-hospital-layoffs-union/>

²¹ Bieman, J. (2019, June 04). London Health Sciences Centre cuts staff hours, freezes hiring amid budget crunch. London Free Press. Retrieved from <https://lfpres.com/news/local-news/london-health-sciences-centre-cuts-staff-hours-freezes-hiring-amid-budget-crunch>

²² Crawley, M. (2019, May 08). Ontario Telemedicine Network lays off 44 staff. CBC News Toronto. Retrieved from <https://www.cbc.ca/news/canada/toronto/doug-ford-ontario-telemedicine-network-1.5126853>

²³ Balogh, M. (2019, May 20). Decision to transfer seniors services to VON 'not a whim'. Kingston Whig-Standard. Retrieved from <https://www.thewhig.com/news/local-news/decision-to-transfer-seniors-services-to-von-not-a-whim>

Advocate will close its Thunder Bay location affecting about 12 jobs,²⁴ and Addiction and Mental Health Services-Kingston will reorganize its operations over the next nine months.²⁵

The **educational services** industry in Ontario is undergoing notable changes as well, with a shift in funding ratios for teachers and students at the secondary school level. Multiple school boards have issued layoff notices across the province, though most have expressed optimism about re-hiring a large proportion of these teachers and educational staff later on in the summer. At this time, the Toronto District School Board stated that it could possibly layoff 328 high school teachers.²⁶ As of May 2019, there have been about 2,000 surplus, redundancy or layoff notices issued to educational staff in Ontario²⁷ but the actual number of layoffs will not be known until attrition figures are determined over the coming months.

The **information, culture and recreational** industry reported solid job gains in the second quarter. Gateway Casinos & Entertainment Limited announced a number of developments recently. The gaming and entertainment operator opened its \$18M Playtime Casino in Hanover employing over 200 staff,²⁸ started construction on the Cascades Casino in North Bay,²⁹ and plans to open another casino in Chatham that will create 200 positions.³⁰ There were also a few layoff announcements in the industry. Torstar Corporation will close its Hamilton printing and mailroom operations in August, laying off about 180 workers,³¹ and Metroland Media eliminated 41 positions at its Smiths Falls distribution centre.³²

Employment in the services-producing sector increased by 180,100 (+3.1%) between the second quarters of 2018 and 2019. The biggest contributions came from health care and social assistance (+56,100; +6.7%) and trade (+37,600; +3.5%). Meanwhile, employment losses were seen in accommodation and food services (-18,800; -3.9%), information, culture and recreation, (-13,300; -4.1%) and business, building and other support services (-9,900; -3.1%).

²⁴ Rinne, G. (2019, April 02). Closure of Child Advocate's office eliminates 12 jobs in Thunder Bay. Thunder Bay NewsWatch. Retrieved from <https://www.tbnewswatch.com/local-news/closure-of-child-advocates-office-eliminates-12-jobs-in-thunder-bay-2-photos-1353343>

²⁵ Ferguson, E. (2019, March 27). Layoffs at Kingston-area Addiction and Mental Health Services. Kingston Whig-Standard. Retrieved from <https://www.thewhig.com/news/local-news/layoffs-at-kingston-area-addiction-and-mental-health-services>

²⁶ Teotonio, I. (2019, June 07). Union warns of possible layoffs after 328 Toronto high school teachers declared surplus. Toronto Star. Retrieved from <https://www.thestar.com/news/gta/2019/06/07/union-warns-of-possible-layoffs-after-328-toronto-high-school-teachers-declared-surplus.html>

²⁷ Collaco, C. (2019, May 01). Close to 2K jobs lost so far, says teacher tracking Ontario education cuts. CBC News Hamilton. Retrieved from <https://www.cbc.ca/news/canada/hamilton/teacher-cuts-1.5118053>

²⁸ Garvey, R. (2019, April 12). Playtime Casino In Hanover Grand Opening. Bayshore Broadcasting Corporation. Retrieved from http://www.bayshorebroadcasting.ca/news_item.php?NewsID=108949

²⁹ Lee, M. (2019, May 31). Cascades Casino North Bay promises 300 jobs. North Bay Nugget. Retrieved from <https://www.nugget.ca/news/local-news/cascades-casino-north-bay-promises-300-jobs>

³⁰ Shreve, E. (2019, April 24). Gateway Casinos preparing to fill 200 jobs in Chatham. Chatham Daily News. Retrieved from <https://www.chathamdailynews.ca/news/local-news/gateway-casinos-preparing-to-fill-200-jobs-in-chatham>

³¹ Urciuoli, A. (2019, May 24). Torstar Corp. to close The Hamilton Spectator printing offices, cutting 180 jobs. Global News. Retrieved from <https://globalnews.ca/news/5310681/torstar-corp-close-hamilton-spectator-printing-offices-cutting-180-jobs/>

³² Harford, E. (2019, June 11). Metroland employees laid off as distribution centre in Smiths Falls ceases operations. Inside Ottawa Valley. Retrieved from <https://www.insideottawavalley.com/news-story/9430148-metroland-employees-laid-off-as-distribution-centre-in-smiths-falls-ceases-operations/>

Ontario Quarterly Labour Force Statistics, by Industry

Seasonally adjusted data ('000)	2nd Quarter	1st Quarter	2nd Quarter	Quarterly Variation		Yearly Variation	
	2019	2019	2018	Number	%	Number	%
Total employed, all industries	7,428.7	7,363.6	7,225.0	65.1	0.9	203.7	2.8
Goods-producing sector	1,477.3	1,460.6	1,453.7	16.7	1.1	23.6	1.6
Agriculture	72.8	70.5	70.8	2.3	3.3	2.0	2.8
Forestry, fishing, mining, quarrying, oil and gas	32.9	36.1	35.4	-3.2	-8.9	-2.5	-7.1
Utilities	56.8	55.9	55.8	0.9	1.6	1.0	1.8
Construction	542.0	532.7	523.6	9.3	1.7	18.4	3.5
Manufacturing	772.9	765.5	768.2	7.4	1.0	4.7	0.6
Services-producing sector	5,951.4	5,902.9	5,771.3	48.5	0.8	180.1	3.1
Trade	1,100.1	1,096.6	1,062.5	3.5	0.3	37.6	3.5
Transportation and warehousing	403.3	402.2	373.3	1.1	0.3	30.0	8.0
Finance, insurance, real estate and leasing	581.6	573.5	566.6	8.1	1.4	15.0	2.6
Professional, scientific and technical services	672.5	663.5	646.8	9.0	1.4	25.7	4.0
Business, building and other support services	308.3	321.9	318.2	-13.6	-4.2	-9.9	-3.1
Educational services	544.2	542.2	508.9	2.0	0.4	35.3	6.9
Health care and social assistance	892.9	883.5	836.8	9.4	1.1	56.1	6.7
Information, culture and recreation	311.8	296.1	325.1	15.7	5.3	-13.3	-4.1
Accommodation and food services	457.3	455.0	476.1	2.3	0.5	-18.8	-3.9
Other services	304.9	298.7	291.0	6.2	2.1	13.9	4.8
Public administration	374.3	369.5	366.0	4.8	1.3	8.3	2.3

Note: Totals may not add due to rounding

Source: Statistics Canada Labour Force Survey – Table T14-10-0355, formerly CANSIM 282-0088

REGIONAL ANALYSIS

Employment increased in eight economic regions in the second quarter of 2019

Employment grew by 120,300 (+3.4%) in the **Toronto** economic region between the second quarters of 2018 and 2019 (measured on a year-over-year, seasonally unadjusted basis). Gains were made in both full-time (+71,300) and part-time employment (+49,000). The regional unemployment rate fell by half a percentage point to 5.9% and the labour force participation rate increased slightly to 67.1%. The region saw multiple construction projects move forward this quarter. The Government of Canada and the City of Toronto announced a joint investment of \$1.3B to renovate affordable housing units in Toronto.³³ Construction also started on an \$80M revitalization of CF Fairview Mall³⁴ and work is underway on Durham Live in Pickering.³⁵ On the manufacturing side, Veoneer Canada announced plans to hire 300 automotive technicians at its electronics manufacturing facility in Markham.³⁶ There were also a few closures in the Toronto region. TFI International closed its Highland Transportation division, resulting in about 150 layoffs,³⁷ and Transcontinental Inc. closed its newspaper publishing facility in Brampton, affecting 125 workers.³⁸

Employment grew by 42,100 (+5.8%) in the **Kitchener–Waterloo–Barrie** economic region between the second quarters of 2018 and 2019. Gains were made in both full-time (+3,900) and part-time employment (+38,300). The regional unemployment rate fell slightly to 5.3% and the labour force participation rate rose by 2.3 percentage points to a provincial high of 69.8%. There were several announcements in the manufacturing and professional, scientific and technical services industries this quarter. Rapido Group will establish a recreational vehicle manufacturing facility in Cambridge, creating 110 jobs.³⁹ The Government of Canada announced that it would invest \$2.1M in Melitron Corporation to expand its metal manufacturing facility in Guelph creating as many as 22 jobs,⁴⁰ and a total of \$41M in Waterloo's Quantum Valley Ideas Lab, Cognitive Systems, High Q Technologies and

³³ Historic investments to improve affordable housing in Toronto. (2019, April 06). Retrieved from <https://pm.gc.ca/eng/news/2019/04/05/historic-investments-improve-affordable-housing-toronto>

³⁴ CF Fairview Mall Announces Significant Investment, Including Sears Box Redevelopment. (2019, March 28). Retrieved from <https://www.retail-insider.com/retail-insider/2019/3/cf-fairview-mall-announces-significant-investment-including-sears-box-redevelopment>

³⁵ Massive Multi-Use Development Coming to Ontario's Durham Region. (2019, April 23). Retrieved from <https://www.retail-insider.com/retail-insider/2019/4/massive-multi-use-development-coming-to-ontarios-durham-region>

³⁶ Ontario Making the Automotive Sector Open for Business and Open for Jobs. (2019, April 16). Retrieved from <https://news.ontario.ca/opo/en/2019/04/ontario-making-the-automotive-sector-open-for-business-and-open-for-jobs.html>

³⁷ Trucking company to shut down 150 truck division. (2019, June 04). Retrieved from <https://cdllife.com/2019/trucking-company-to-shut-down-150-truck-division/>

³⁸ Transcontinental Brampton will gradually reduce its printing activities in anticipation of its complete closure at the end of 2019. (2019, May 08). Retrieved from <https://finance.yahoo.com/news/transcontinental-brampton-gradually-reduce-printing-123000505.html>

³⁹ SAS, R. (2019, June 18). Rapido SAS Receives Court Approval for the Purchase of the Roadtrek RV Brand. Retrieved from <https://www.newswire.ca/news-releases/rapido-sas-receives-court-approval-for-the-purchase-of-the-roadtrek-rv-brand-828791772.html>

⁴⁰ Federal Economic Development Agency for Southern Ontario. (2019, April 18). FedDev Ontario supports Melitron Corporation to scale up in Guelph. Retrieved from <https://www.canada.ca/en/economic-development-southern-ontario/news/2019/04/feddev-ontario-supports-melitron-corporation-to-scale-up-in-guelph.html>

ISARA Corp, creating up to 167 jobs.⁴¹ On a less positive note, Canadian-Made Apparel Inc. closed its manufacturing facility in Cambridge laying off 60 workers⁴² and Wroute Inc. closed its doors affecting 18 employees.⁴³

Employment grew by 16,300 (+2.3%) in the **Ottawa** economic region between the second quarters of 2018 and 2019. Gains were made in both full-time (+12,500) and part-time employment (+3,800). The regional unemployment rate rose 0.7 percentage points to 5.3% and the labour force participation rate increased by 0.8 percentage points to 67.0%. There were several positive announcements this quarter that will help support employment growth in the region. Amazon Canada is in the process of filling 600 full-time positions at its new fulfillment centre outside of Ottawa,⁴⁴ and Ford Motor Company of Canada completed an expansion of its Ottawa offices, hiring about 150 additional workers.⁴⁵ The Government of Canada also announced that it would invest \$14.5M in Mindbridge Analytics, a fin-tech company that works with artificial intelligence,⁴⁶ and \$5M in a smart grid project for a community-housing complex.⁴⁷

Labour market conditions improved in the **Stratford–Bruce Peninsula** economic region, which saw employment rise 2,100 (+1.3%) between the second quarters of 2018 and 2019. The unemployment rate rose to 3.4%, the lowest in Ontario, as the labour force expanded slightly. The Stratford–Bruce Peninsula region saw a few large building projects announced. Enbridge Gas Inc. will begin work on the \$28.5M Stratford Transmission Pipeline near the Township of Zorra with construction to be complete by November,⁴⁸ and Supreme Cannabis Company, Inc. will invest \$14M to construct and launch Cambium Plant Sciences, a research and development facility in Goderich.⁴⁹ Pinnacle Quality Homes also started work on a subdivision in Huron County's Exeter community that will include 57 townhouses and 13 detached homes.⁵⁰ In hiring news, MacLean Engineering will hire an addition-

⁴¹ KitchenerToday Staff. (2019, April 18). Feds investing \$20 million in Waterloo's Quantum Valley Ideas Lab. Kitchener Today. Retrieved from <https://www.kitchenertoday.com/local-news/feds-investing-20-million-in-waterloos-quantum-valley-ideas-lab-1382446>

⁴² Jackson, J. (2019, April 22). Cambridge-based Canadian-Made Apparel files for bankruptcy. Retrieved from <https://www.therecord.com/news-story/9289138-cambridge-based-canadian-made-apparel-files-for-bankruptcy/>

⁴³ Davis, B. (2019, May 03). Kitchener-based transportation company Wroute closes. Retrieved from <https://www.therecord.com/news-story/9336668-kitchener-based-transportation-company-wroute-closes/>

⁴⁴ Amazon hiring for Ottawa-area fulfillment centre. (2019, May 22). Retrieved from <https://www.ottawamatters.com/local-news/amazon-hiring-for-ottawa-area-fulfillment-centre-1466938>

⁴⁵ Ford finally takes the wraps off its Ottawa offices, now employs more than 300 people here. (2019, June 10). Retrieved from <https://ottawacitizen.com/news/local-news/ford-finally-takes-the-wraps-off-its-ottawa-offices-now-employs-more-than-300-people-here>

⁴⁶ Innovation, Science and Economic Development Canada. (2019, June 12). Minister Bains and MP McGuinty announce investment in Canadian artificial intelligence company. Retrieved from <https://www.newswire.ca/news-releases/minister-bains-and-mp-mcguinty-announce-investment-in-canadian-artificial-intelligence-company-810759308.html>

⁴⁷ Natural Resources Canada. (2019, June 14). Canada Invests in Smart Grid Technology for Ottawa Net-Zero Energy Communities. Retrieved from <https://www.canada.ca/en/natural-resources-canada/news/2019/06/canada-invests-in-smart-grid-technology-for-ottawa-net-zero-energy-communities.html>

⁴⁸ Simmons, G. (2019, April 11). Enbridge to increase regional capacity with \$28.5-million Stratford gas line project. Stratford Beacon Herald. Retrieved from <https://www.stratfordbeaconherald.com/news/local-news/enbridge-to-increase-regional-capacity-with-28-5-million-stratford-gas-line-project>

⁴⁹ The Supreme Cannabis Company, Inc. (2019, April 22). Supreme Cannabis Launches Cannabis Genetics Company, Cambium Plant Sciences. Cision. Retrieved from <https://www.prnewswire.com/news-releases/supreme-cannabis-launches-cannabis-genetics-company-cambium-plant-sciences-300834784.html>

⁵⁰ Nixon, S. (2019, June 26). Ground broken on new Exeter subdivision. Exeter Lakeshore Times-Advance. Retrieved from <https://www.lakeshoreadvance.com/news/local-news/ground-broken-on-new-exeter-subdivision>

al 50 to 60 workers such as welders, machinists, electricians, mechanics, and administrative staff at its manufacturing facility in Owen Sound.⁵¹

Employment also increased in four additional economic regions between the second quarters of 2018 and 2019: **Kingston–Pembroke, Hamilton–Niagara Peninsula, Muskoka–Kawarthas and Windsor–Sarnia.**

Employment fell in three economic regions in the second quarter of 2019

Employment fell by 8,200 (-2.4%) in the **London** region between the second quarters of 2018 and 2019. Job losses largely came from a decline in part-time work (-9,500) as full-time employment remained steady. Despite weaker employment figures, the region saw quite a number of positive announcements including in the local cannabis industry. WeedMD opened a head office in London,⁵² consolidated cannabis-oil extraction to Aylmer,⁵³ and acquired a 98-acre property with plans to expand greenhouse production in Strathroy.⁵⁴ Cannabis producer Beleave Inc. will invest \$30M to expand growing operations in London, creating 240 jobs.⁵⁵ Motif Labs started construction on a cannabis-oil extraction facility in Aylmer that will employ up to 50 staff once complete.⁵⁶ Further, three cannabis retail stores opened in London over the second quarter.⁵⁷ In St. Thomas, Presstran Industries will add 60 employees to its automotive parts manufacturing facility⁵⁸ and Mirolin Industries Corp. will start production at its bath fixtures manufacturing plant in June 2020, bringing about 150 jobs to the city.⁵⁹

Employment in the **Northeast** economic region decreased by 3,000 (-1.2%) in the second quarter of 2019 compared to the second quarter of 2018. The unemployment rate rose to 7.2%, the highest in Ontario. Despite these losses, the region saw a number of construction projects move forward. Work started on a 12,000-sq.-ft. Ontario Provincial Police detachment in Little Current, which is expected to be complete in 2020,⁶⁰ and the Government of Ontario announced that it would contribute over \$55M to the Cassellholme for the Aged in Nipissing to add

⁵¹ McCormack, C. (2019, April 09). MacLean Engineering Expands In Owen Sound. Bayshore Broadcasting Corporation. Retrieved from http://www.bayshorebroadcasting.ca/news_item.php?NewsID=108888

⁵² Carruthers, D. (2019, May 01). London lands its first marijuana firm headquarters as WeedMD puts down roots. London Free Press. Retrieved from <https://lfpres.com/news/local-news/weedmd-plans-london-headquarters-citys-first-cannabis-head-office>

⁵³ Carruthers, D. (2019, May 29). WeedMD to convert Aylmer grow site to extraction plant. London Free Press. Retrieved from <https://lfpres.com/news/local-news/weedmd-to-convert-aylmer-grow-site-to-extraction-plant>

⁵⁴ WeedMD Rx Inc.(2019, April 01). WeedMD Enters Into \$39 Million Debt Facility with BMO and Acquires 98-acre Licensed Strathroy Property. Globe Newswire. Retrieved from <https://www.globenewswire.com/news-release/2019/04/01/1790507/0/en/WeedMD-Enters-Into-39-Million-Debt-Facility-with-BMO-and-Acquires-98-acre-Licensed-Strathroy-Property.html>

⁵⁵ Carruthers, D. (2019, April 15). London cannabis producer to hire 240 for south-end operation. London Free Press. Retrieved from <https://lfpres.com/news/local-news/beleave-will-hire-up-to-240-workers-for-london-pot-production-facility-exec-says>

⁵⁶ Carruthers, D. (2019, June 9). Second cannabis company puts down roots in Aylmer facility. London Free Press. Retrieved from <https://lfpres.com/news/local-news/second-cannabis-company-puts-down-roots-in-aylmer-facility>

⁵⁷ CBC News Staff. (2019, May 17). London's third retail cannabis store opens for business. CBC News. Retrieved from <https://www.cbc.ca/news/canada/london/london-s-third-retail-cannabis-store-opens-for-business-1.5141430>

⁵⁸ De Bono, N. (2019, May 16). St. Thomas Magna parts plant marks milestone with new deal, jobs. London Free Press. Retrieved from <https://lfpres.com/business/local-business/st-thomas-magna-parts-plant-marks-milestone-with-new-deal-jobs>

⁵⁹ De Bono, N. (2019, May 22). Bathtub maker bringing 150 jobs to St. Thomas. London Free Press. Retrieved from <https://lfpres.com/news/local-news/bathtub-maker-bringing-150-jobs-to-st-thomas>

⁶⁰ Schlote, W. (2019, April 10). New regional OPP detachment building construction starts in Northeast Town. Manitoulin Expositor. Retrieved from <https://www.manitoulin.ca/new-regional-opp-detachment-building-construction-starts-in-northeast-town/>

24 long-term-care beds, creating up to 60 jobs.⁶¹ The region received a major boost as well when Noront Resources Ltd. announced that it would open a ferrochrome processing plant in Sault Ste. Marie, creating 300-500 direct jobs and up to 1,000 indirect positions. Construction on the facility expected to start in 2025.⁶²

Employment dipped slightly in the **Northwest** economic region between the second quarters of 2018 and 2019. There were quite a few construction-related announcements this quarter. Construction started on the next phase of the \$1.6B Wataynikaneyap Power project, which is expected to be complete by 2023.⁶³ The Government of Canada announced that it would invest up to \$15M in a new youth centre in Attawapiskat First Nation,⁶⁴ and the Matawa Education and Care Centre received \$16M for upgrades.⁶⁵ In the manufacturing industry, Resolute Forest Products Inc. and FP Innovations opened a \$23M bio-refinery plant in Thunder Bay.⁶⁶ Meanwhile, Bombardier Inc. announced that the company might have to lay off employees in the coming months as major contracts end.⁶⁷

⁶¹ Hamilton-McCharles, J. (2019, June 25). Province commits \$55.5M for Cassellholme project. North Bay Nugget. Retrieved from <https://www.nugget.ca/news/local-news/province-commits-55-5m-for-cassellholme-project>

⁶² CBC News Staff. (2019, May 07). Noront plans to build ferrochrome smelter in Sault Ste. Marie. CBC News. Retrieved from <https://www.cbc.ca/news/canada/sudbury/noront-ring-of-fire-smelter-location-1.5125961>

⁶³ Kenora Miner and News Staff. (2019, April 07). Wataynikaneyap Power project moves forward. Kenora Miner and News. Retrieved from <https://www.kenoradailyminerandnews.com/news/local-news/wataynikaneyap-power-project-moves-forward>

⁶⁴ Indigenous Services Canada. (2019, June 21). Attawapiskat celebrates groundbreaking for their new youth centre. Government of Canada Newsroom. Retrieved from <https://www.canada.ca/en/indigenous-services-canada/news/2019/06/attawapiskat-celebrates-groundbreaking-for-their-new-youth-centre.html>

⁶⁵ Jung, C. (2019, April 18). \$16M federal funding helps Matawa education centre 'become a reality'. CBC News. Retrieved from <https://www.cbc.ca/news/canada/thunder-bay/matawa-16m-fed-funding-1.5103637>

⁶⁶ Northern Ontario Business Staff. (2019, May 28). Thunder Bay bio-refinery commissioning attracts a crowd. Northern Ontario Business. Retrieved from <https://www.northernontariobusiness.com/industry-news/green/thunder-bay-bio-refinery-commissioning-attracts-a-crowd-1478191>

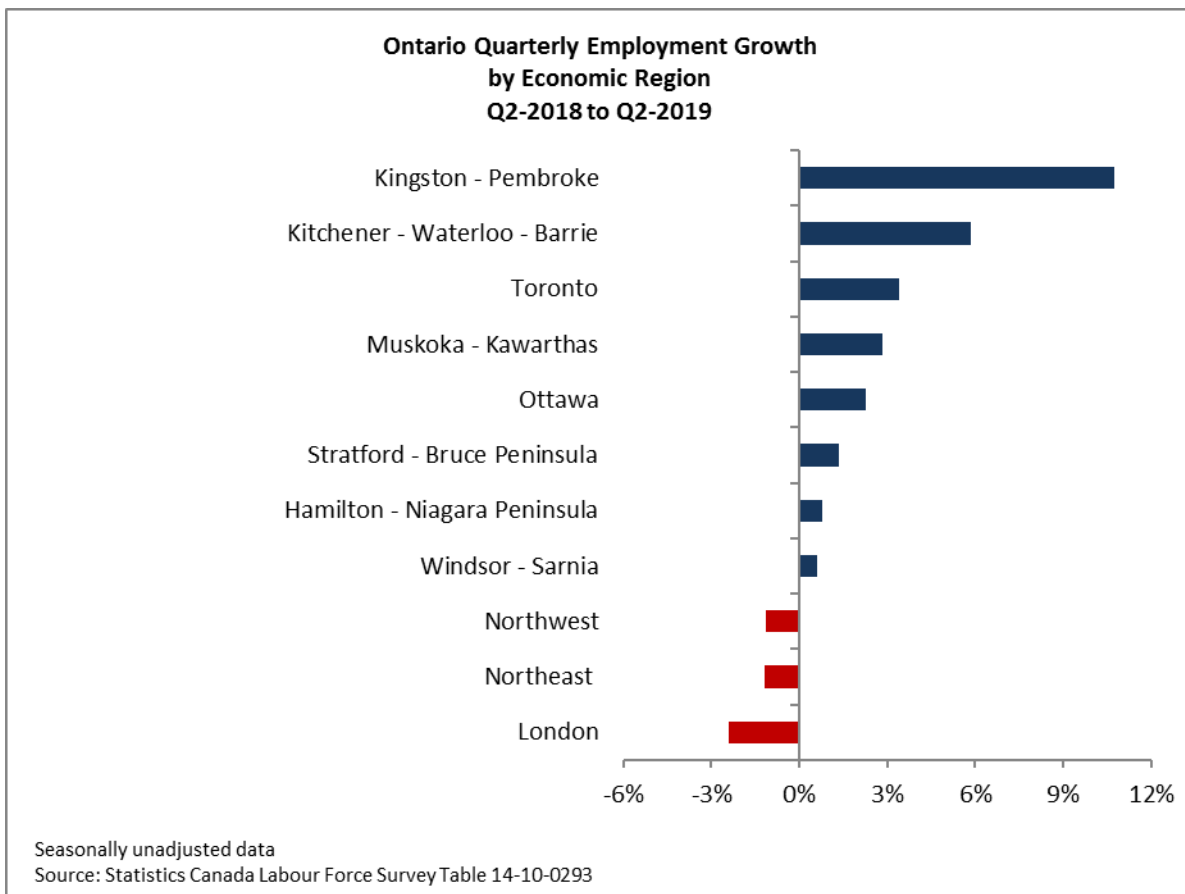
⁶⁷ CBC News Staff. (2019, June 04). 'Layoffs are coming' at Thunder Bay Bombardier plant. CBC News. Retrieved from <https://www.cbc.ca/news/canada/thunder-bay/thunder-bay-bombardier-layoffs-coming-1.5161673>

Ontario Quarterly Labour Force Statistics, by Economic Region

Seasonally unadjusted data	Employment			Unemployment Rate		
	2nd Quarter 2019 ('000)	2nd Quarter 2018 ('000)	Yearly Variation (%)	2nd Quarter 2019 (%)	2nd Quarter 2018 (%)	Yearly Variation (% points)
Ontario	7,472.1	7,269.2	2.8	5.6	5.8	-0.2
Economic Regions						
Ottawa	735.4	719.1	2.3	5.3	4.6	0.7
Kingston - Pembroke	227.4	205.3	10.8	4.9	5.3	-0.4
Muskoka - Kawarthas	177.3	172.4	2.8	5.4	7.5	-2.1
Toronto	3,659.1	3,538.8	3.4	5.9	6.4	-0.5
Kitchener - Waterloo - Barrie	762.3	720.2	5.8	5.3	5.5	-0.2
Hamilton - Niagara Peninsula	759.8	754.0	0.8	4.8	5.0	-0.2
London	331.6	339.8	-2.4	4.7	5.6	-0.9
Windsor - Sarnia	305.7	303.9	0.6	5.7	5.4	0.3
Stratford - Bruce Peninsula	159.7	157.6	1.3	3.4	3.0	0.4
Northeast	248.9	251.9	-1.2	7.2	6.1	1.1
Northwest	104.9	106.1	-1.1	5.8	5.4	0.4

Note: Totals may not add due to rounding

Source: Statistics Canada Labour Force Survey – Table 14-10-0293, formerly CANSIM 282-0122



Note: In preparing this document, the authors have taken care to provide clients with labour market information that is timely and accurate at the time of publication. Since labour market conditions are dynamic, some of the information presented here may have changed since this document was published. Users are encouraged to also refer to other sources for additional information on the local economy and labour market. Information contained in this document does not necessarily reflect official policies of Employment and Social Development Canada.

Prepared by: Labour Market Information (LMI) Directorate, Service Canada, Ontario

For further information, please contact the LMI team at: NC-LMI-IMT-GD@hrsdc-rhdcc.gc.ca

For information on the Labour Force Survey, please visit the Statistics Canada Web site at: www.statcan.gc.ca

© Her Majesty the Queen in Right of Canada as represented by Employment and Social Development Canada, 2019, all rights reserved