

HF3221

.A1
C3

90009



Industry, Science and
Technology Canada

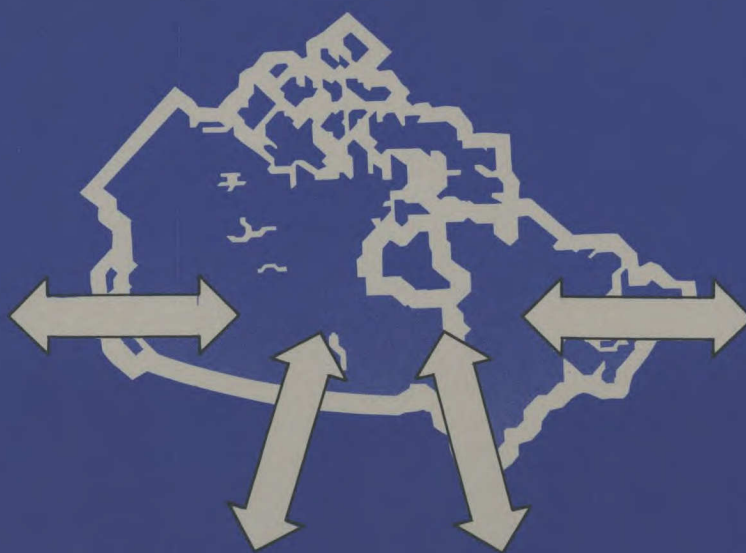
Industrie, Sciences et
Technologie Canada

MARKET INTELLIGENCE

MICA (WORKED)

Pub. No.: 90009-IP

June 1990



Canada



ID. 2753

MICA (WORKED)

Pub. No.: 90009-IP

June 1990

INDUSTRY, SCIENCE AND
TECHNOLOGY CANADA
LIBRARY

OCT - 5 1990

AEB H
BIBLIOTHÈQUE
INDUSTRIE, SCIENCES ET
TECHNOLOGIE CANADA

FOR MORE INFORMATION PLEASE CONTACT:

Market Intelligence Division
Services to Business Branch
Industry, Science and Technology Canada
235 Queen Street
Ottawa, Ontario
K1A 0H5
Tel.: (613) 954-4970

OR Metal and Minerals Processing Division
Resource Processing Industries Branch
Industry, Science and Technology Canada
235 Queen Street
Ottawa, Ontario
K1A 0H5
Tel.: (613) 954-3126

REFERENCE SOURCES

Industry, Science and Technology Canada
Statistics Canada, Tel.: (613) 951-9647
Revenue Canada, Tel.: (613) 954-6928
U.S. Department of Commerce,
Bureau of the Census, Tel.: (301) 763-7754
Energy Mines and Resources, Tel.: (613) 992-5474

TARIFFS

Enquiries concerning Canadian tariffs
should be directed to the nearest Customs
and Excise office or to:

Tariff Programs
Revenue Canada
Customs and Excise
Ottawa, Ontario
K1A 0L5
Tel.: (613) 954-6928

Enquiries concerning tariffs and other
government trade regulations in foreign
countries should be directed to:

Info Export
External Affairs
Ottawa, Ontario
K1A 0G2
Tel.: (613) 993-6435 OR
1-800-267-8376

EXPLANATORY NOTES

Commodity Classification

Canadian Trade statistics are classified and published according to the International Convention on the Harmonized Commodity and Description Coding System (H.S.), as defined by the Canadian Customs Tariff and Statistical Nomenclature.

Valuation

Dollar values shown in this report are based on selling price F.O.B. plant, in Canadian dollars. This selling price represents the value paid by the importer, excluding all freight, packing and insurance costs when specified. All trade discounts, when applicable, are also deducted from the selling price.

Rounding

Figures may not add due to rounding.

TABLE OF CONTENTS

	PAGE
Introduction	5
Canadian Imports	5
Canadian Production	5
Canadian Exports	6
United States' Imports	7
North American Imports	8
Canadian Importers	13
Foreign Exporters to Canada	16

MICA (WORKED)

INTRODUCTION

This report is part of a continuing series designed to increase business awareness of the potential existing for production in Canada. It is important, however, to emphasize that this report does not attempt any assessment as to the feasibility of competing in a particular market.

This profile is based on data from several sources, including some which are not generally available, for the following Harmonized System (H.S.) import commodity codes:

CANADIAN IMPORTS

<u>Description</u>	<u>Commodity Code</u>	1988		1989	
		<u>Quantity</u> (000 kg)	<u>Value</u> (\$000)	<u>Quantity</u> (000 kg)	<u>Value</u> (\$000)
Plates, sheets and strips of agglomerated or reconstituted, Mica, whether or not on a support	6814.10.00.00	537	1 724	316	2 054
Mica blocks, films and sheets	6814.90.00.10	21	148	17	179
Other	6814.90.00.90	-	2 702	-	2 658

Lists of Canadian importers of Mica for 1988 are provided on page 13. Lists of Foreign Exporters to Canada of Mica for January to September 1989 are provided beginning on page 15.

CANADIAN PRODUCTION

Mica is mined in Canada, however, for reasons of confidentiality no data are available.

MICA (WORKED)

CANADIAN EXPORTS

Statistics Canada reports exports of Mica as follows:

<u>Description</u>	<u>Country</u>	1988		1989	
		<u>Quantity</u> (000 kg)	<u>Value</u> (\$000)	<u>Quantity</u> (000 kg)	<u>Value</u> (\$000)
Mica plates, sheets and strips, agglomerated/ reconstituted on a support or not 6814.10					
	United States	22	22	-	-
	Other Countries	<u>*</u>	<u>*</u>	<u>1</u>	<u>42</u>
	Sub-total	22	22	1	42
Worked Mica and Articles of Mica not elsewhere specified 6814.90					
	United States	-	60	-	-
	France	-	-	6	334
	Other Countries	-	<u>66</u>	<u>131</u>	<u>132</u>
	Sub-total		126	137	466
TOTAL			148	138	508

* Less than 1 000 kg and \$1 000

UNITED STATES' IMPORTS OF MICA - 1989

Data on U.S. imports for January to December 1989, based on the Harmonized Tariff Schedule as reported by the U.S. Department of Commerce, are shown below:

U.S. H.S. Code	Description	Total Imports		Canada's Share		Major Country of Origin to U.S.		
		Quantity (000 kg)	Value (\$000)	Quantity (000 kg)	Value (\$000)	Country	Value (\$000)	% of total
6814.10.00.00	Plates sheet and strips of agglomerated or reconstituted Mica, whether or not on a support	825	6 255	5	45	Belgium Brazil	5 236 313	84 5
6814.90.00.00	Mica, worked and articles not elsewhere specified	304	1 692	4	33	India Brazil	888 169	52 10
TOTAL		1 129	7 947	9	78			

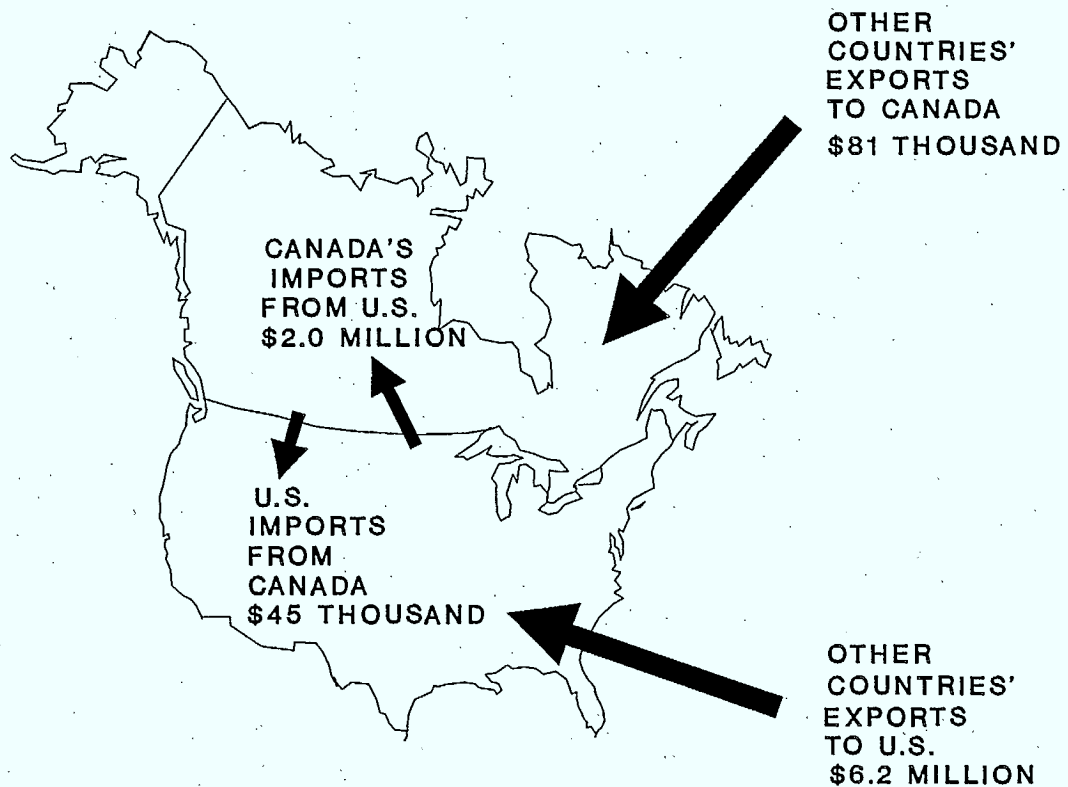
Prior to 1989, commodity coding for the United States was based on the Tariff Schedule of the United States (TSUSA). Starting in January 1989, the Harmonized Commodity Description and Coding System (H.S) was adopted by the United States. As of January 1990, Canada and the United States are exchanging import data. The discrepancy between what Canada reports as exports to the United States and what the United States reports as imports from Canada will no longer occur.

**NORTH AMERICAN IMPORTS
(EXCLUDING MEXICO)**

Plates, Sheets and Strips of Agglomerated or Reconstituted MICA, Whether or Not on a Support

1989 North American Imports

H.S. Code 6814.10



Total North America Imports = \$6.3 Million

**PLATES, SHEET AND STRIPS OF AGGLOMERATED OR
RECONSTITUTED MICA, WHETHER OR NOT ON A SUPPORT**

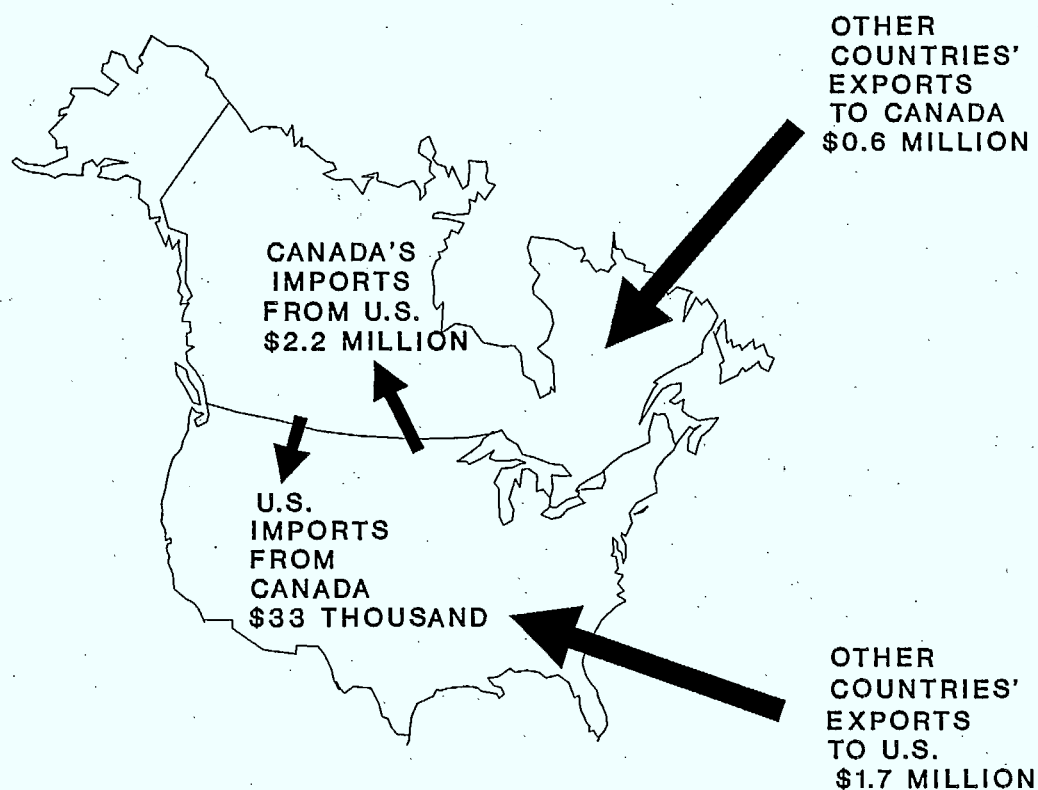
H.S. Code 6814.10

1989

	<u>Quantity</u> (000kg)	<u>Value</u> (\$000)	<u>Average Unit Price</u> (\$/kg)
CANADA'S IMPORTS			
From the United States	305	1 973	6.46
Other Countries	10	81	8.10
U.S. IMPORTS			
From Canada	5	45	9.00
Other Countries	825	6 209	7.53
NORTH AMERICA'S IMPORTS*	835	6 290	7.53

* Excludes Canada - U.S. Bilateral Trade

Other Mica
1989 North American Imports
H.S. Code 6814.90



Total North America Imports = \$2.3 Million

OTHER MICA

H.S. Code 6814.90

1989

	<u>Quantity</u> (000kg)	<u>Value</u> (\$000)	<u>Average Unit Price</u> (\$/kg)
CANADA'S IMPORTS			
From the United States	-	2 231	
Other Countries	-	606	
U.S. IMPORTS			
From Canada	4	33	8.25
Other Countries	300	1 659	5.53
NORTH AMERICA'S IMPORTS*		2 265	

* Excludes Canada - U.S. Bilateral Trade

CANADIAN IMPORTERS

PLATES, SHEET AND STRIPS OF AGGLOMERATED OR RECONSTITUTED MICA, WHETHER OR NOT ON A SUPPORT

(H.S. 6814.10.00.00)

In 1988, the principal five importers of Mica Plates, Sheets, and Strips, agglomerated or reconstituted, whether or not on a support (H.S. 6814.10.00.00) accounted for 91 per cent of the total import value.

<u>Principal Importers</u> (No.)	<u>Cumulative Value</u> (\$000)	<u>Per Cent of Total Value</u>
5	1 573	91.2
10	1 673	97.0
15	1 708	99.1
20	1 719	99.7
All Importers (30)	1 724	100.0

All importers of Mica Plates, Sheets and Strips, agglomerated or reconstituted, whether or not on a support during 1988 are listed below in alphabetical order.

<u>Name</u>	<u>Address</u>	<u>Name</u>	<u>Address</u>
ACIM Industries Ltd.	Hull, Qué.	Kaycom Inc.	Ville St-Pierre, Qué.
Aluminerie de Becancour Inc.	Becancour, Qué.	Kirkwood Commutators Canada Ltd.	Brantford, Ont.
BBC Brown Boveri Canada Inc.	Pointe-Claire, Qué.	Koenig-Electronics Canada Ltd.	Edmonton, Alta.
Boston Insulated Wire & Cable Company Ltd.	Hamilton Ont.	Meubles Suprême Inc.	St-Henri, Cte Levis, Qué
Canadian Commutator Limited	Barrie, Ont.	Milthorn	Lachine, Qué.
Canadian General Electric Co. Ltd.	Toronto, Ont.	Neat Things Imp. Ltd.	Surrey, B.C.
CBS Electric Insulation Materials (Calgary) Ltd	Calgary, Alta.	Page and Wilson Limited	Vancouver, B.C.
Delphax Systems V I Reduced	Mississauga, Ont.	Paisley Products of Canada Inc.	Scarborough, Ont.
Department of National Defence	Ottawa, Ont.	Pearle Vision Centre of Canada Ltd.	Vancouver, B.C.
Dominion Engineering Works Ltd.	Montréal, Qué.	Powerplex Technologies Inc.	Downsview, Ont.
General Electric	Lynn, Mass. U.S.A.*	Quincaillerie Richelieu Ltée.	Dorval, Qué.
Global Thermoelectric Power Systems Ltd.	Bassano, Alta.	ROBCO Inc.	Montréal, Qué.
Industrial Commutator Company Ltd.	Barrie, Ont.	Sinclair Supplies Ltd.	Edmonton, Alta.
Insulec Ltd.	Aurora, Ont.	Westinghouse Canada Ltd.	Hamilton, Ont.
Johns Scientific Inc.	Toronto, Ont.	Winford Insulations Ltd.	Burnaby, B.C.

* Non resident importer

CANADIAN IMPORTERS (Cont'd)
MICA BLOCKS, FILMS AND SHEETS
(H.S. 6814.90.00.10)

In 1988, the principal three importers of Mica Blocks, Films and Sheets (H.S. 6814.90.00.10) accounted for 60 per cent of the total import value.

<u>Principal Importers</u> (No.)	<u>Cumulative Value</u> (\$000)	<u>Per Cent of Total Value</u>
3	88.3	60
6	118.4	80
All Importers (10)	148.0	100

All importers of Mica Blocks, Films and Sheets during 1988 are listed below in alphabetical order.

<u>Name</u>	<u>Address</u>
ACIM Industries Ltd.	Hull, Qué.
Andrew Gilchrist Inc.	St-Laurent, Qué.
Canadian General Electric Co.	Toronto, Ont.
D & D Packing & Seals Inc.	Mississauga, Ont.
Dominion Engineering Works Ltd.	Montréal, Qué.
Electrolation Inc.	St-Laurent, Qué.
Ford Motor Company of Canada Ltd.	Oakville, Ont.
Western Form Coils Ltd.	Edmonton, Alta.
Westinghouse Canada Limited	Hamilton, Ont.
Winford Insulations Ltd.	Burnaby, B.C.

CANADIAN IMPORTERS (Cont'd)

OTHER MICA IMPORTS (H.S. 6814.90.00.90)

In 1988, the principal five importers of Other Mica Products (H.S. 6814.90.00.90) accounted for 79 per cent of the total import value.

<u>Principal Importers</u> (No.)	<u>Cumulative Value</u> (\$ Million)	<u>Per Cent of Total Value</u>
5	2 129	79
10	2 519	93
15	2 621	97
20	2 646	98
All Importers (30)	2 702	100

All importers of other Mica, Not Elsewhere Specified, during 1988 are listed below in alphabetical order.

<u>Name</u>	<u>Address</u>	<u>Name</u>	<u>Address</u>
A W Chesterton Co. Ltd.	Burlington, Ont.	Hayes Dana Inc.	St. Thomas, Ont.
ACIM Industries Ltd.	Hull, Qué.	IBM Canada Ltd.	Markham, Ont.
Andrew Gilchrist Inc.	St-Laurent, Qué.	Industrie Ltée Chantier	Sorel, Qué.
Canadian General Electric Co. Ltd.	Toronto, Ont.	McGraw Edison Service Division	
Cooper Tool A Division of Cooper Industries (Canada) Inc.	Barrie, Ont.	Cooper Industries (Canada) Inc.	St-Jean, Qué.
Delphax Systems V I Reduced	Mississauga, Ont.	Murata Erie North America Ltd.	Trenton, Ont.
Dominion Engineering Works Ltd.	Montréal, Qué.	National Electric Coil Ltd.	St-Jean sur Richillieu, Qué.
Electro Porcelain Co. Ltd.	Waterloo, Ont.	Proctor & Gamble Inc.	Toronto, Ont.
Electro Sonic Inc.	Willowdale, Ont.	Smelko Foundry Products Ltd.	Milton, Ont.
Electro Vapeur 1978 Ltée.	Montréal, Qué.	Spaulding Fibre of Canada Ltd.	Etobicoke, Ont.
Electrolation Inc.	St-Laurent, Qué.	Spencer Manufacturing (1983) Ltd. Tecrad Inc.	Edmonton, Alta.
Emhart Canada Ltd O/B			Ancienne Lorette, Qué.
International Hardware Div.	Belleville, Ont.	Vacumet Limited	Mississauga, Ont.
Fonderie Industrielle Laforo Inc.	Ste-Claire, Qué.	Western Form Coils Ltd.	Edmonton, Alta.
General Motors of Canada Limited	Oshawa, Ont.	Westinghouse Canada Limited	Hamilton, Ont.
Harbour Industries (Canada) Ltd.	Farnham, Qué.	Winford Insulations Ltd.	Burnaby, B.C.
		Yarway Canada Ltd.	Guelph, Ont.

FOREIGN EXPORTERS TO CANADA

**PLATES, SHEET AND STRIPS OF AGGLOMERATED OR
RECONSTITUTED MICA, WHETHER OR NOT ON A SUPPORT**

JANUARY TO SEPTEMBER 1989

Major exporters to Canada of Mica Plates, Sheets and Strips, agglomerated or reconstituted, whether or not on a support during January to September 1989 are listed in descending order of dollar value. The foreign exporters to Canada listed accounted for 77 per cent of the total dollar value imported.

<u>Country</u>	<u>Exporter Name</u>	Value of Exports to Canada <u>Jan.- Sept. 1989</u> (\$000)
United States	Insulating Materials Inc.) Midwest Mica and) Insulation	1 098*

* Aggregated to preserve confidentiality of Canadian importers

FOREIGN EXPORTERS TO CANADA (Cont'd)
MICA BLOCKS, FILMS AND SHEETS

JANUARY TO SEPTEMBER 1989

Major exporters to Canada of Mica Blocks, Films and Sheets during January to September 1989 are listed in descending order of dollar value. The foreign exporters to Canada listed accounted for 80 per cent of the total dollar value imported.

<u>Country</u>	<u>Exporter Name</u>	<u>Value of Exports to Canada Jan.- Sept. 1989 (\$000)</u>
United States	US Samica Corp.) Quint Corp.) Midwest Mica and) Insulation)	87*

* Aggregated to preserve confidentiality of Canadian importers

FOREIGN EXPORTERS TO CANADA (Cont'd)


OTHER MICA IMPORTS

JANUARY TO SEPTEMBER 1989

Major exporters to Canada during January to September 1989 of Other Mica Products are listed in descending order of dollar value. The foreign exporters to Canada listed accounted for 75 per cent of the total dollar value imported.

<u>Country</u>	<u>Exporter Name</u>	<u>Value of Exports to Canada Jan.- Sept. 1989 (\$000)</u>
United States	US Samica Corp.	
France	Alsthom Atlantique	1 265*
United States	Insulating Materials Inc.	
India	Balajee Exports	
United States	Magnatek PEI	176*

* Aggregated to preserve confidentiality of Canadian importers

[illegible]

INDUSTRY CANADA / INDUSTRIE CANADA



202252