




The Daily

Statistics Canada

NOT FOR LOAN
NE S'EMPRUNTE PAS

Wednesday, June 2, 1993

For release at 8:30 a.m.



MAJOR RELEASES

- **Therapeutic Abortions, 1991** 2
In 1991, 95,059 abortions were performed on Canadians. This included 70,277 therapeutic abortions performed in Canadian hospitals, 23,343 therapeutic abortions performed in clinics in the seven reporting provinces, and 1,439 legal abortions from the United States.
- **Help-wanted Index, May 1993** 4
The Help-wanted Index increased eight points to 95 in May. This is the largest month-to-month increase since the index bottomed at 83 in early 1992.
- **Short-term Expectations Survey** 6
A new series of forecasts from a small group of economists is released today.

DATA AVAILABILITY ANNOUNCEMENTS

Steel Wire and Specified Wire Products, April 1993	8
Cement, April 1993	8
Asphalt Roofing, April 1993	8
Rigid Insulating Board, April 1993	8
Process Cheese and Instant Skim Milk Powder, April 1993	9
Electric Power Statistics, March 1993	9
Greenhouse Industry, 1992	9

PUBLICATIONS RELEASED 10

INDEX TO DATA RELEASES: May 1993



Statistics
Canada

Statistique
Canada

Canada

MAJOR RELEASES

Therapeutic Abortions

1991

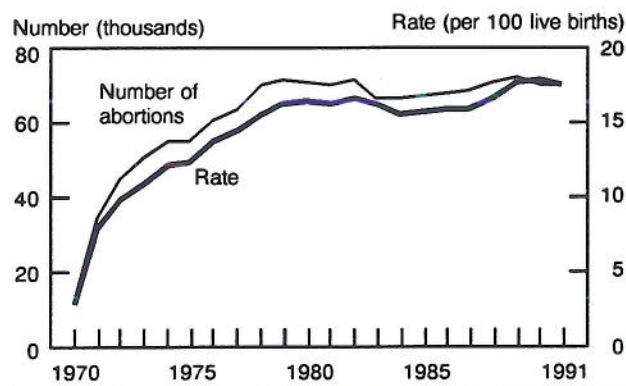
In 1991, 95,059 abortions were performed on Canadians. This included 70,277 therapeutic abortions performed in Canadian hospitals, 23,343 therapeutic abortions performed in clinics in the seven reporting provinces, and 1,439 legal abortions from the United States. This is a 2.3% increase from 92,901 therapeutic abortions in 1990.

The addition of therapeutic abortions from clinics in Canada and legal abortions from the United States increased the abortion rate to 23.6 per 100 live births in 1991, compared with 22.9 in 1990.

Therapeutic Abortions Performed in Hospitals

In 1991, 70,277 therapeutic abortions were obtained by Canadians in Canadian hospitals (in the 10 provinces and the two territories), a 1.1% decrease from 71,092 in 1990. Since 1971, the number of therapeutic abortions performed in hospitals increased in most years to a high of 71,092 in 1990.

Therapeutic Abortions Performed in Hospitals on Canadians



The 1991 rate of 17.5 abortions per 100 live births for therapeutic abortions performed in hospitals remained unchanged from 1990.

For the provinces and territories, the 1991 rates for therapeutic abortions performed in hospitals

ranged from 1.2 abortions per 100 live births for women residing in Prince Edward Island to 25.9 for women residing in the Yukon Territory. Because of the small numbers of abortions to residents of Prince Edward Island (23), the Yukon (147) and the Northwest Territories (330), year-to-year comparisons of rates should be interpreted with extreme caution.

Of the Canadians who obtained therapeutic abortions in hospitals during 1991, 19.8% were younger than 20, 53.4% were between 20 and 29 years, 24.3% between 30 and 39 years, and the remaining 2.3% were 40 years or older. Among those who obtained abortions, 64.8% were single, 22.8% married, and the remaining 12.4% were separated, divorced, widowed, or living common-law.

Among those who received therapeutic abortions in hospitals, 51.4% had no deliveries prior to the abortion, 20.6% had one delivery, and 23% had at least two prior deliveries (this information was not reported for the remaining 5% of recipients).

Therapeutic Abortions Performed in Clinics

The number of reported therapeutic abortions performed in clinics in Canada was 23,343 in 1991. The 1991 data for clinics is based on reports from seven provinces: Newfoundland, Nova Scotia, Quebec, Ontario, Manitoba, Alberta and British Columbia.

In 1991, abortion data from clinics was reported for the first time by Alberta, while all other provinces except Quebec were reporting for the second time. In 1990, 20,236 therapeutic abortions were performed in Canadian clinics (excluding those in Alberta).

Therapeutic Abortions Performed in Border States

The states along the Canada-United States border reported 1,439 legal abortions performed on Canadians in 1991. This is an 8.5% decrease from the 1,573 legal abortions performed in 1990.

Further tabulations of 1991 statistics on therapeutic abortions may be obtained from the Information Requests Unit (613-951-1746), Canadian Centre for Health Information.

For additional information about the release, contact Surinder Wadhera (613-951-1764), Canadian Centre for Health Information. □

Therapeutic Abortions Performed in Hospitals and Rates by Province or Territory of Residence

	Number of Therapeutic Abortions			Rate per 100 live births		
	1981	1990	1991	1981	1990	1991
Canada¹	65,053	71,092	70,277	17.5	17.5	17.5
Newfoundland	470	462	437	4.6	6.1	6.1
Prince Edward Island	27	51	23	1.4	2.5	1.2
Nova Scotia	1,689	1,871	1,778	14.0	14.5	14.8
New Brunswick	444	542	602	4.2	5.5	6.3
Quebec	9,042	14,438	14,727	9.5	14.7	15.1
Ontario	30,463	31,224	31,344	24.9	20.7	20.7
Manitoba	1,610	2,529	2,524	10.0	14.6	14.6
Saskatchewan	1,627	1,336	1,289	9.5	8.3	8.4
Alberta	6,757	6,621	6,335	15.8	15.4	14.8
British Columbia	12,619	11,518	10,726	30.4	25.2	23.5
Yukon Territory	123	142	147	22.9	25.6	25.9
Northwest Territories	179	335	330	13.7	21.1	20.2

¹ May include cases not reported for residence.

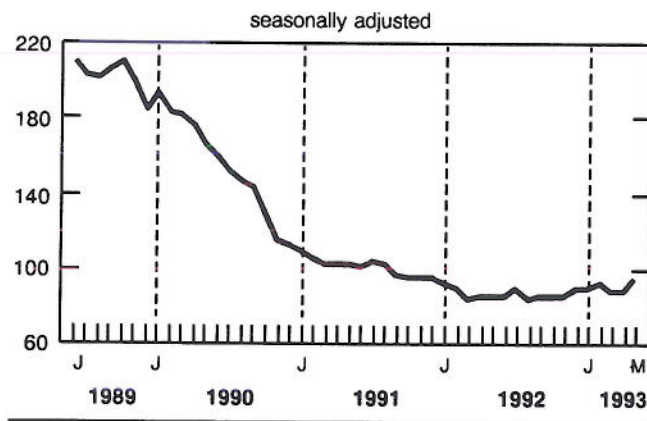
Help-wanted Index

May 1993

The Help-wanted Index (1991=100) increased eight points to 95 in May. This is the largest month-to-month increase since the index bottomed at 83 in early 1992.

The Help-wanted Index serves as an early indicator of changes in the demand for labour by monitoring the number of help-wanted ads published in 20 major metropolitan areas.

Help-wanted Index (1991 = 100)



Seasonally Adjusted

Between April and May, the Help-wanted Index for Canada (1991 = 100) increased eight points to 95.

After reaching a peak of 217 at the beginning of 1989, the index started a downward trend. It

bottomed at 83 in early 1992. After fluctuating close to this level until November, it increased to 88 in December 1992. Since then, the index remained virtually unchanged until April 1993, when it stood at 87.

Changes by Region

Between April and May 1993, the Help-wanted Index advanced in all the regions. The index increased 10% in the Prairie provinces (from 79 to 87), 9% in Quebec (from 89 to 97), 8% in British Columbia (from 83 to 90), 7% in the Atlantic provinces (from 94 to 101) and 4% in Ontario (from 92 to 96).

Compared with May 1992, the Help-wanted Index rose 17% in Quebec, 16% in the Atlantic provinces, 10% in Ontario, 7% in the Prairie provinces and 3% in British Columbia.

Available on CANSIM: matrix 105 (levels 8 and 9).

Help-wanted indices for metropolitan areas included in the survey and trend-cycle estimates are available on request.

Since January 1993, the Help-wanted Index has been re-indexed to 1991 (1991=100). The revised estimates, starting in January 1981, are available on CANSIM and in an occasional report, *Help-wanted Index* (71-540). On request, for \$30, the revised data for Canada and the five regions can also be obtained by fax or on diskette.

For further information, contact Carole Lacroix (613-951-4039) or André Picard (613-951-4045), Labour Division, fax (613-951-4087). □

Help-Wanted Index
(1991 = 100)

	May 1992	March 1993	April 1993	May 1993	May 1992 to May 1993	April 1993 to May 1993
	% change					
	seasonally adjusted					
Canada	84	87	87	95	13.1	9.2
Atlantic Provinces	87	93	94	101	16.1	7.4
Quebec	83	88	89	97	16.9	9.0
Ontario	87	85	92	96	10.3	4.3
Prairies Provinces	81	84	79	87	7.4	10.1
British Columbia	87	81	83	90	3.4	8.4

Short-term Expectations Survey

Since April 1990, Statistics Canada has been canvassing a small group of economic analysts (an average of 23 participants) for a one-month-ahead forecast of key economic indicators.

This month, participants were asked to forecast the year-over-year change in the Consumer Price Index and the unemployment rate for May 1993, the level of merchandise exports and imports for April 1993, as well as the month-to-month change in the Gross Domestic Product at factor cost from March to April 1993.

The increase in the Consumer Price Index for May is forecast at 2.0%, with minimum and maximum values of +1.5% and +2.2%, respectively. In April, the mean forecast (+2.1%) overestimated the outcome (+1.8%).

The mean forecast of the unemployment rate for May is 11.3% (minimum 11.1%, maximum 11.6%).

For April, the mean forecast (11.0%) underestimated the outcome by 0.4 percentage points.

April merchandise exports are forecast to be \$14.6 billion, with a minimum and maximum of \$14.2 billion and \$14.8 billion, respectively. For March, the mean forecast (\$14.4 billion) underestimated the outcome by a slight \$0.1 billion.

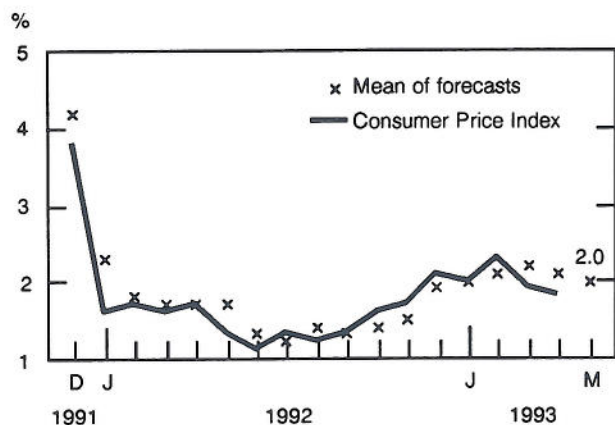
April merchandise imports are forecast at \$13.7 billion, with minimum and maximum values of \$13.2 billion and \$14.0 billion, respectively. For March, a mean forecast of \$13.4 billion underestimated actual imports of \$13.8 billion.

The Gross Domestic Product at factor cost is forecast to have changed by +0.3% between March and April 1993, with minimum and maximum changes of +0.1% and +0.5%. Between February and March 1993, the mean forecast (+0.3%) underestimated the outcome (+0.7%).

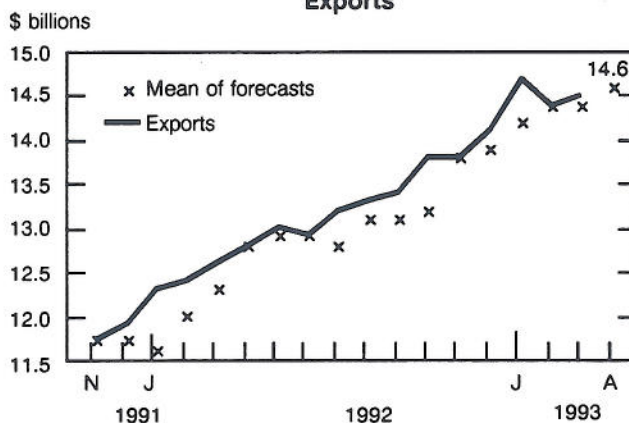
For a complete set of tables or more information concerning this survey, contact Diane Lachapelle (613-951-0568).

FORECASTS VS. ACTUAL

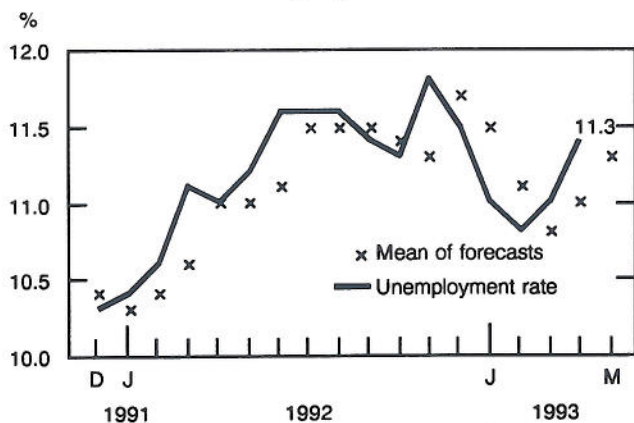
Consumer Price Index



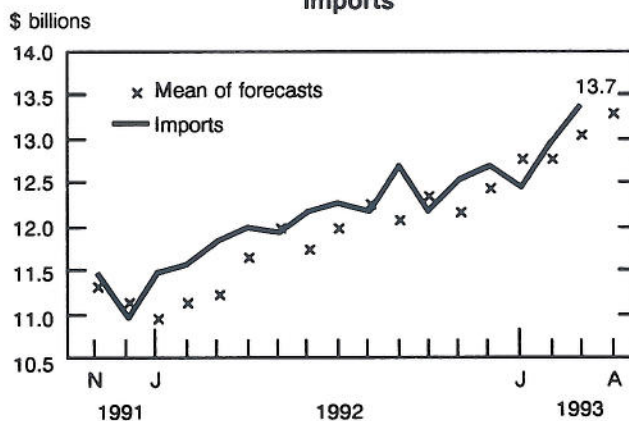
Canadian International Trade Exports



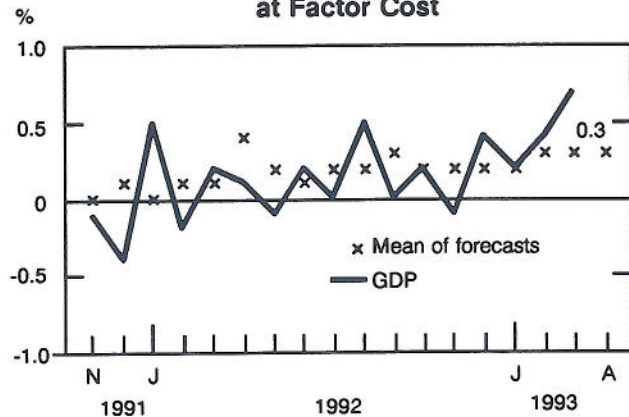
Unemployment Rate



Canadian International Trade Imports



Gross Domestic Product at Factor Cost



DATA AVAILABILITY ANNOUNCEMENTS

Steel Wire and Specified Wire Products

April 1993

Data on factory shipments of steel wire and specified wire products for April 1993 are now available, as are production and export market data for selected commodities.

Shipments totalled 61 847 tonnes in April 1993, a decrease of 5.0% from 65 086 tonnes shipped in the previous month.

Available on CANSIM: matrix 122 (series 19).

The April 1993 issue of *Steel Wire and Specified Wire Products* (41-006, \$5/\$50) will be available at a later date.

For more detailed information on this release, contact Bruno Pépin (613-951-9837), Industry Division. ■

Cement

April 1993

Manufacturers shipped 663 656 tonnes of cement in April 1993, a 1.1% increase from 656 387^r (revised) tonnes shipped a year earlier and a 40.6% increase from 472 040 tonnes shipped in March 1993.

For January to April 1993, shipments totalled 1 717 932 tonnes, down 0.3% from the 1 722 874^r tonnes shipped during the same period in 1992.

Available on CANSIM: matrices 92 and 122 (series 35).

The April 1993 issue of *Cement* (44-001, \$5/\$50) will be available at a later date.

For more detailed information on this release, contact Roland Joubert (613-951-3527), Industry Division. ■

Asphalt Roofing

April 1993

Shipments of asphalt shingles totalled 4 516 338 metric bundles in April 1993, an increase of 1.8% from the 4 437 929 metric bundles shipped a year earlier.

For January to April 1993, shipments totalled 9 586 195^r (revised) metric bundles, down 8.6% from 10 490 418 metric bundles shipped during the same period in 1992.

Available on CANSIM: matrices 32 and 122 (series 27 and 28).

The April 1993 issue of *Asphalt Roofing* (45-001, \$5/\$50) will be available at a later date.

For more detailed information on this release, contact Sandra Bohatyretz (613-951-3531), Industry Division. ■

Rigid Insulating Board

April 1993

Shipments of rigid insulating board totalled 2 716 thousand square metres (12.7 mm basis) in April 1993, an increase of 20.2% from the 2 259 thousand square metres (12.7 mm basis) shipped in April 1992.

For January to April 1993, shipments totalled 9 706 thousand square metres (12.7 mm basis), an increase of 7.5% from 9 028 thousand square metres (12.7 mm basis) for the same period in 1992.

Available on CANSIM: matrices 31 and 122 (series 4-7).

The April 1993 issue of *Rigid Insulating Board* (36-002, \$5/\$50) will be available at a later date.

For more detailed information on this release, contact Sandra Bohatyretz (613-951-3531), Industry Division. ■

Process Cheese and Instant Skim Milk Powder

April 1993

Production of process cheese in April 1993 totalled 4 328 408 kilograms, a decrease of 53.6% from March 1993 and a decrease of 31.5% from April 1992. Year-to-date production at the end of April 1993 totalled 24 832 065 kilograms, compared with 23 160 976^r (revised) the previous year.

Production of instant skim milk powder during April totalled 278 600 kilograms, a decrease of 42.5% from March 1993 and a decrease of 40.6% from April 1992. Year-to-date production at the end of April totalled 1 538 997 kilograms, compared to 1 579 153 kilograms the year before.

Available on CANSIM: matrix 188 (series 1.10).

The April 1993 issue of *Production and Inventories of Process Cheese and Instant Skim Milk Powder* (32-024, \$5/\$50) will be available shortly. See "How to Order Publications".

For more detailed information on this release, contact Peter Zylstra (613-951-3511), Industry Division. ■

Electric Power Statistics

March 1993

Net generation of electric energy in Canada in March 1993 increased to 46 936 gigawatt hours (GWh), up 3.3% from March 1992. Exports jumped 41.6% to 2 497 GWh, but imports decreased from 839 GWh to 825 GWh.

Year-to-date at the end of March 1993, net generation was 145 317 GWh, up 2.5% over the previous year. Exports, at 7 591 GWh, rose 19.2% but imports, at 1 858, fell 11.1% compared to the January-March 1992 period.

Available on CANSIM: matrices 3987 to 3999.

The March 1993 issue of *Electric Power Statistics* (57-001, \$9/\$90) will be available the first week of June. See "How to Order Publications".

For more detailed information on this release, contact Dave Madsen (613-951-9823), Energy Section, Industry Division. ■

Greenhouse Industry

1992

Preliminary 1992 data for the greenhouse industry are now available. Data is available on market structure, the state of demand and on production factors such as area under glass and plastic, gross yearly payroll and total investment in the industry.

Data are also available on the production of ornamentals and greenhouse vegetables. The vegetable data (production and farm value) are available on CANSIM.

Available on CANSIM: matrix 1058.

For further information order the 1992 issue of *Greenhouse Industry* (22-202, \$26), which will be available in July.

For further information, contact Ron Brzezinski (613-951-3866), Agriculture Division. ■



Statistics Canada's Official Release Bulletin for Statistical Information

Catalogue 11-001E. Price: Canada: \$120.00 annually; United States: US\$144.00 annually; Other Countries: US\$168.00 annually

Published by the Communications Division
Statistics Canada, 10-N, R.H. Coats Bldg., Tunney's Pasture, Ottawa, Ontario K1A 0T6.

Senior Editor: Greg Thomson (613-951-1187)
Editor: Tim Prichard (613-951-1103)

Published by authority of the Minister responsible for Statistics Canada. © Minister of Industry, Science and Technology, 1993. All rights reserved. No part of this publication may be reproduced, stored in a retrieval system or transmitted in any form or by any means, electronic, mechanical, photocopying, recording or otherwise without prior written permission from Licence Services, Marketing Division, Statistics Canada, Ottawa, Ontario, Canada K1A 0T6.

PUBLICATIONS RELEASED

Livestock Statistics Updates, May 1993.

Catalogue number 23-603EU

(Canada: \$90; United States: US\$108;
Other Countries: US\$126).

The Sugar Situation, April 1993.

Catalogue number 32-013

(Canada: \$5/\$50; United States: US\$6/US\$60;
Other Countries: US\$7/US\$70).

Production and Stocks of Tea, Coffee and Cocoa,
Quarter Ended March 1993.

Catalogue number 32-025

(Canada: \$6.75/\$27; United States: US\$8/US\$32;
Other Countries: US\$9.50/US\$38).

**Production, Shipments and Stocks on Hand of
Sawmills East of the Rockies**, March 1993.

Catalogue number 35-002

(Canada: \$10/\$100; United States: US\$12/US\$120;
Other Countries: US\$14/US\$140).

Gypsum Products, April 1993.

Catalogue number 44-003

(Canada: \$5/\$50; United States: US\$6/US\$60;
Other Countries: US\$7/US\$70).

Mineral Wool Including Fibrous Glass Insulation,
April 1993.

Catalogue number 44-004

(Canada: \$5/\$50; United States: US\$6/US\$60;
Other Countries: US\$7/US\$70).

Industrial Chemicals and Synthetic Resins,
April 1993.

Catalogue number 46-002

(Canada: \$5.60/\$56; United States: US\$6.70/US\$67;
Other Countries: US\$7.80/US\$78).

Telephone Statistics, March 1993.

Catalogue number 56-002

(Canada: \$8.30/\$83; United States: US\$10/US\$100;
Other Countries: US\$11.60/US\$116).

The paper used in this publication meets the minimum
requirements of American National Standard for
Information Sciences – Permanence of Paper for Printed
Library Materials, ANSI Z39.48 – 1984.



How to Order Publications

Simplify your search for data with the Statistics Canada Catalogue 1993. Using the keyword index, you'll find sources for statistics on all areas of Canadian social and economic activity. For easy access to over 900 Statistics Canada products and services, order the Statistics Canada Catalogue 1993 (11-204E, \$13.95; United States: US\$17; Other Countries: US\$20).

You may order Statistics Canada products and services by telephone. From Canada and the United States, call toll-free 1-800-267-6677. From all other locations, call 613-951-7277 (not toll-free).

You may purchase Statistics Canada publications by writing to Publication Sales, Room 1710, Main Building, Statistics Canada, Ottawa K1A 0T6.

Please enclose a cheque or money order payable to the Receiver General for Canada/Publications. Provide full information on each publication order (catalogue number, title, issue). Canadian customers, please add 7% GST.

Publications may also be ordered from Statistics Canada's Regional Reference Centres in St. John's, Halifax, Montreal, Ottawa, Toronto, Winnipeg, Regina, Edmonton, Calgary and Vancouver, or from authorized bookstore agents or other booksellers.



The Daily

Statistics Canada

Index to Data Releases May 1993

Subject	Reference Period	Release Date
Aggregate Productivity Measures and Unit Labour Costs	1992	May 17, 1993
Agriculture Production Account	1992	May 26, 1993
Apartment Construction Price Index	First Quarter 1993	May 6, 1993
Apparent Per Capita Consumption of Poultry Meats and Eggs	1992	May 19, 1993
Asphalt Roofing	March 1993	May 3, 1993
Average Prices of Selected Farm Inputs	April 1993	May 17, 1993
Aviation Statistics Centre Service Bulletin	May 1993	May 17, 1993
Balance Sheet of the Agricultural Sector	December 31, 1992	May 26, 1993
Basic Summary Tabulations	1991 Census	May 10, 1993
	1991 Census	May 21, 1993
Book Publishing and Exclusive Agency Distribution	1991-92	May 31, 1993
Cable Television Industry	1992	May 14, 1993
Canada's International Transactions in Securities	March 1993	May 25, 1993
Canadian Civil Aviation Statistics	March 1993	May 25, 1993
Canadian Economic Observer	May 1993	May 20, 1993
Capital Expenditures on Machinery and Equipment by Type of Asset	1991 Actual and 1992-93	
	Advance Estimates	May 6, 1993
Cement	March 1993	May 5, 1993
Community Profiles	1990	May 28, 1993
Composite Leading Indicator	April 1993	May 12, 1993
Construction in Canada	1993	May 6, 1993
Construction Type Plywood	March 1993	May 17, 1993
Construction Union Wage Rate Index	April 1993	May 21, 1993
Consumer Price Index	April 1993	May 20, 1993
Corrugated Boxes and Wrappers	April 1993	May 25, 1993
Crude Oil and Natural Gas	February 1993	May 31, 1993



Index to Data Releases, May 1993

Subject	Reference Period	Release Date
Dairy Review	March 1993	May 13, 1993
Deaths in Canada	1991	May 6, 1993
Deliveries of Major Grains	March 1993	May 13, 1993
Department Store Sales	April 1993 (Advance Release)	May 19, 1993
Department Store Sales by Province and Metropolitan Area	March 1993	May 17, 1993
Direct Program Payments in Agriculture	1992	May 26, 1993
Direct Selling in Canada	1991	May 5, 1993
Electric Lamps	April 1993	May 13, 1993
Electric Power Selling Price Indexes	January-April 1993	May 27, 1993
Electric Storage Batteries	March 1993	May 12, 1993
Employment, Earnings and Hours	March 1993	May 28, 1993
Estimates of Labour Income	February 1993	May 7, 1993
Export and Import Price Indexes	March 1993	May 19, 1993
Fabricated Structural Steel Price Indexes	First Quarter 1993	May 13, 1993
Farm Business Cash Flow Summaries	1981-1992	May 26, 1993
Farm Capital Value	July 1, 1992	May 26, 1993
Farm Cash Receipts	January-March 1993	May 26, 1993
Farm Debt	December 31, 1992	May 26, 1993
Farm Input Price Index	First Quarter 1993 (Preliminary)	May 20, 1993
Farm Product Price Index	March 1993	May 10, 1993
Footwear Statistics	First Quarter 1993	May 17, 1993
For-hire Trucking (Commodity Origin and Destination) Statistics	Third and Fourth Quarters of 1991	May 6, 1993
Gypsum Products	April 1993	May 28, 1993
Help-wanted Index	April 1993	May 5, 1993
Income After Tax, Distribution by Size in Canada	1991	May 3, 1993
Incomes of Households, Families and Individuals — Microdata Tapes	1991	May 7, 1993
Industrial Chemicals and Synthetic Resins	April 1993	May 31, 1993
Industrial Product Price Index	April 1993	May 27, 1993
International Travel Account	First Quarter 1993	May 27, 1993
Labour Force Survey	April 1993	May 7, 1993
Local Government Long-term Debt	April 1993	May 21, 1993
Local Government Short-term Debt	March 1993	May 21, 1993
Local Public Sector Employment and Remuneration	Fourth Quarter 1992	May 19, 1993
Machinery and Equipment Price Index	First Quarter 1993 (Preliminary)	May 18, 1993
Milling and Crushing Statistics	March 1993	May 12, 1993
Mineral Wool Including Fibrous Glass Insulation	April 1993	May 21, 1993

Index to Data Releases, May 1993

Subject	Reference Period	Release Date
Mobility and Migration, Major Fields of Study of Postsecondary Graduates, Educational Attainment and School Attendance, Housing Costs and Other Characteristics of Canadian Households	1991 Census	May 11, 1993
Monthly Survey of Manufacturing Motor Carriers of Freight Annual Survey (Private Carriers)	March 1993	May 28, 1993
	1990	May 14, 1993
Net Farm Income	1992	May 26, 1993
New Housing Price Index	March 1993	May 12, 1993
	March 1993	May 10, 1993
New Motor Vehicle Sales	March 1993	May 14, 1993
Non-residential Construction Price Index	First Quarter 1993	May 3, 1993
Offences Against the Administration of Youth Justice in Canada	1991-92	May 31, 1993
Oil Pipeline Transport	February 1993	May 5, 1993
Oils and Fat	March 1993	May 12, 1993
Particleboard, Waferboard and Fibreboard	March 1993	May 6, 1993
Passenger Bus and Urban Transit Statistics	March 1993	May 10, 1993
Persons Not in the Labour Force	November 1992	May 19, 1993
Plastic Film and Bags	First Quarter 1993	May 18, 1993
Preliminary Statement of Canadian International Trade	March 1993	May 19, 1993
Processed Fruits and Vegetables	March 1993	May 18, 1993
Production of Eggs	March 1993	May 12, 1993
Production, Shipments and Stocks on Hand of Sawmills East of the Rockies	March 1993	May 25, 1993
Production, Shipments and Stocks on Hand of Sawmills in British Columbia	March 1993	May 17, 1993
Provincial and Territorial Public Sector Employment and Remuneration	Fourth Quarter 1992	May 18, 1993
Provincial Economic Accounts	1992 (Preliminary)	May 7, 1993
Pulpwood and Wood Residue Statistics	March 1993	May 12, 1993
Quarterly Business Conditions Survey, Canadian Manufacturing Industries	April 1993	May 4, 1993
Quarterly Financial Statistics for Enterprises	First Quarter 1993	May 28, 1993
Radio and Television Broadcasting Industry	1992	May 14, 1993
Railway Carloadings	March 1993	May 7, 1993
	Seven-day Period Ending April 21, 1993	May 3, 1993
	Nine-day Period Ending April 30, 1993	May 12, 1993
	Seven-day Period Ending May 7, 1993	May 19, 1993
	Seven-day Period Ending May 14, 1993	May 26, 1993
Raw Materials Price Index	April 1993	May 27, 1993
Raw Materials Price Index - Early Estimate	April 1993	May 12, 1993



1010141766

Index to Data Releases, May 1993

Subject	Reference Period	Release Date
Real Gross Domestic Product at Factor		
Cost by Industry	March 1993	May 31, 1993
Residential Building Permits	April 1993 (Advance Estimate)	May 31, 1993
Restaurants, Caterers and Taverns	March 1993	May 20, 1993
Retail Trade	March 1993	May 28, 1993
Sales of Natural Gas	March 1993 (Preliminary)	May 20, 1993
Sales of Refined Petroleum Products	April 1993	May 31, 1993
Selected Financial Indexes	April 1993	May 21, 1993
Shipments of Office Furniture Products	First Quarter 1993	May 28, 1993
Shipments of Rolled Steel	March 1993	May 17, 1993
Shipments of Solid Fuel-burning Heating Products	First Quarter 1993	May 3, 1993
Short-term Expectations Survey		May 4, 1993
Soft Drinks	April 1993	May 20, 1993
Specified Domestic Electrical Appliances	March 1993	May 7, 1993
Steel Pipe and Tubing	March 1993	May 12, 1993
Steel Primary Forms	March 1993	May 12, 1993
	Week Ending May 1, 1993	May 6, 1993
	Week Ending May 8, 1993	May 13, 1993
	Week Ending May 15, 1993	May 20, 1993
	Week Ending May 22, 1993	May 28, 1993
Stocks of Frozen Meat Products	May 1, 1993	May 26, 1993
Stocks of Frozen Poultry Products	May 1, 1993	May 19, 1993
Stocks of Grain	March 31, 1993	May 12, 1993
Sugar Sales	April 1993	May 12, 1993
Tea, Coffee and Cocoa	March 1993	May 21, 1993
Telephone Statistics	March 1993	May 27, 1993
Tobacco Products	March 1993	May 6, 1993
Travel Between Canada and Other Countries	March 1993	May 14, 1993
Trusted Pension Funds	Fourth Quarter 1992	May 18, 1993
Tuberculosis Incidence in Canada	1991	May 3, 1993
Unemployment Insurance Statistics	March 1993	May 26, 1993
Wholesale Trade	1990	May 12, 1993
	March 1993	May 25, 1993
Youth Custody in Canada	1991-92	May 31, 1993