



# The Daily

Statistics Canada

Tuesday, June 8, 1993

For release at 8:30 a.m.

NOT FOR LOAN  
NE S'EMPRUNTE PAS



## MAJOR RELEASE


### • Seven Decades of Wage Changes

From the 1920s onward, real wage gains for Canadians were highest in the 1950-1960 period. Since then, wage increases in real terms have been much smaller, particularly over the last decade.

2

## DATA AVAILABILITY ANNOUNCEMENTS


Specified Domestic Electrical Appliances, April 1993  
Characteristics of International Travellers, 1992  
Nursery Trades Industry, 1992



3  
3  
3

## PUBLICATIONS RELEASED

4



### Perspectives on Labour and Income Summer 1993

The Summer 1993 issue of *Perspectives on Labour and Income*, Statistics Canada's quarterly journal on labour and income topics, salutes the Agency's 75th anniversary with a study on the evolution of average annual wages of men and women since the 1920s. Also featured is an article on the characteristics of self-employed workers since 1931 (focussing on the 1971 to 1991 period) and a note on international employment trends by industry over the last 30 years.

Other topics range from the effects of work during the school year on the risk of non-completion to a profile of taxfilers reporting investment income. An interview with Dian Cohen on the new economy and a note on tracking employment trends in manufacturing are also part of this issue.

The Summer 1993 issue of *Perspectives on Labour and Income* (75-001E, \$13.25/\$53) is now available. See "How to Order Publications".

For further information, contact Cécile Dumas (613-951-6894) or Doreen Duchesne (613-951-6893), Labour and Household Surveys Analysis Division.



Statistics  
Canada

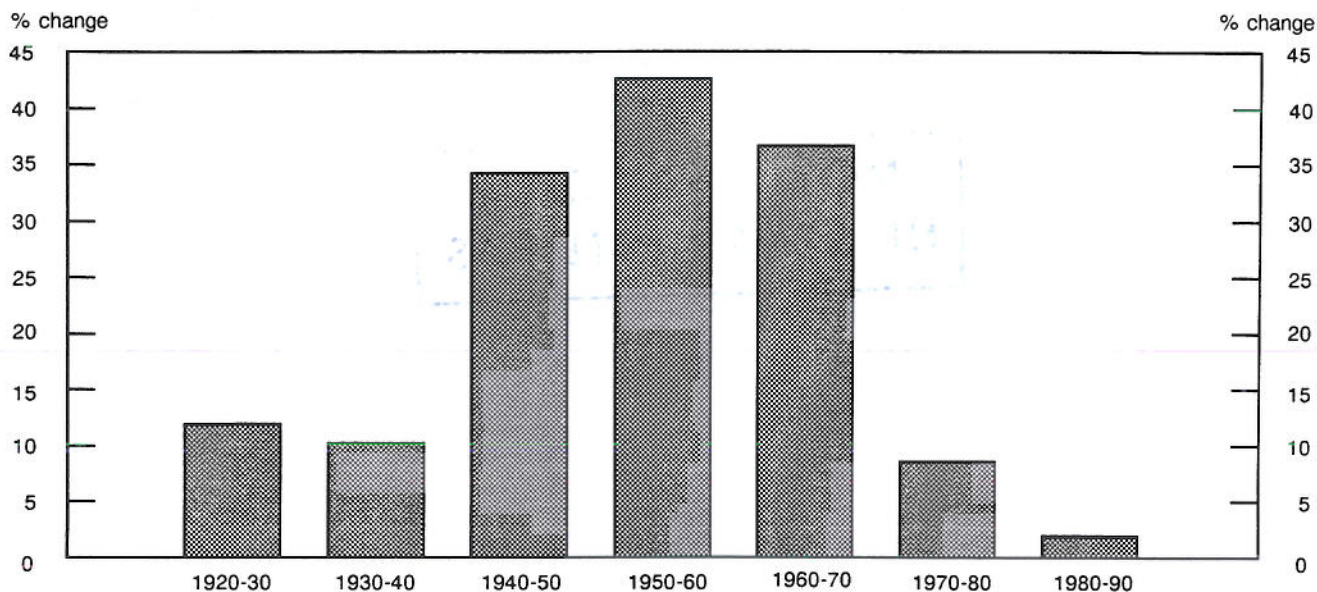
Statistique  
Canada

Canada



## MAJOR RELEASE

### The Rate of Growth in Real Wages Reached a Peak in the 1950s and Has Since Been Falling



Sources: Census of Canada and Consumer Price Index

### Seven Decades of Wage Changes

From the 1920s onward, real wage gains for Canadians were highest in the 1950-1960 period. Since then, wage increases in real terms have been much smaller, particularly over the last decade.

Between 1920 and 1990, the average annual wage in current dollars increased twenty-five-fold. With prices increasing seven-fold, wage earners more than tripled their purchasing power over the 70 years.

The distribution of wage earners by sex changed substantially over the period studied. Beginning at 21% in 1920, the proportion of female wage earners increased over the years, nearly reaching parity with men by 1990.

The 1920s ended with the Great Depression. Although the average annual wage dropped between 1920 and 1930, a more rapid decline in prices increased real wages by 12%. However, high unemployment actually reduced the proportion of individuals and families who could benefit from the dollar's higher purchasing power.

In the 1950s, stable prices and a strong economy gave wage earners their largest gains in purchasing power this century (a 43% rise over the decade in the real average wage).

The 1980s began and ended with recessions; as well, the decade experienced the highest unemployment rates since the Depression of the 1930s and the largest increase in the Consumer Price Index since 1920. The increase in the real average annual wage between 1980 and 1990 amounted to only 2.0%.

The Summer 1993 issue of *Perspectives on Labour and Income* (75-001E, \$13.25/\$53), which is now available, presents a study entitled "Seven Decades of Wage Changes." It traces the evolution of the real average annual wages of men and women since the 1920s and discusses the impact of changing characteristics of wage earners and of overall economic activity on wages. See "How to Order Publications".

For further information, contact Abdul Rashid (613-951-6897), Labour and Household Surveys Analysis Division. ■

---

## DATA AVAILABILITY ANNOUNCEMENTS

---

### **Specified Domestic Electrical Appliances**

April 1993

Electrical appliance manufacturers produced 24,646 kitchen appliances in April 1993, down 60.8% from 62,812 appliances produced a year earlier.

Data on the production of home comfort products is confidential for April 1993.

For January to April 1993, year-to-date production of kitchen appliances totalled 170,474 units, down from 271,749 units the year before. For January to April 1993, production of home comfort products totalled 29,169 units.

The April 1993 issue of *Specified Domestic Electrical Appliances* (43-003, \$5/\$50) will be available at a later date.

For more detailed information on this release, contact L. Vincent (613-951-3523), Industry Division. ■

### **Characteristics of International Travellers**

1992

Data on the characteristics (age groups, purpose of trip, etc.) of Canadians travelling abroad, as well as data on the characteristics of residents of the United States and other countries visiting Canada, are now available for 1992. Revised international travel account estimates are also available.

For further information, contact Ruth McMillan (613-951-1791), International Travel Section, Education, Culture and Tourism Division.. ■

### **Nursery Trades Industry**

1992

Preliminary 1992 data for the sod and nursery trades industry are now available in advance of the printed publication. Information is available on areas, labour and nursery stock expenditures, gross revenues, and nursery revenues by channel of distribution.

For further information, order *Survey of Canadian Nursery Trades Industry* (22-203, \$22), which will be available in mid-July, or contact Les Macartney (613-951-3854), Agriculture Division. ■





1010142027

The Daily, June 8, 1993

## PUBLICATIONS RELEASED

### Oil Pipeline Transport, March 1993.

**Catalogue number 55-001**

(Canada: \$10/\$100; United States: US\$12/US\$120;

Other Countries: US\$14/US\$140).

### Imports by Country, January-March 1993.

**Catalogue number 65-006**

(Canada: \$82.75/\$331; United States:

US\$99.25/US\$397; Other Countries:

US\$115.75/US\$463).

### Quarterly Estimates of Trusteed Pension Funds, Fourth Quarter 1992.

**Catalogue number 74-001**

(Canada: \$11/\$44; United States: US\$13.25/US\$53;

Other Countries: US\$15.50/US\$62).

### Perspectives on Labour and Income,

Summer 1993. Vol. 5, No. 2.

**Catalogue number 75-001E**

(Canada: \$13.25/\$53; United States: US\$16/US\$64;

Other Countries: US\$18.50/US\$74).

### Mobility and Migration, 1991 Census.

**Catalogue number 93-322**

(Canada: \$40; United States: US\$48;

Other Countries: US\$56).

The paper used in this publication meets the minimum requirements of American National Standard for Information Sciences - Permanence of Paper for Printed Library Materials, ANSI Z39.48 - 1984.



## How to Order Publications


*Simplify your search for data with the Statistics Canada Catalogue 1993. Using the keyword index, you'll find sources for statistics on all areas of Canadian social and economic activity. For easy access to over 900 Statistics Canada products and services, order the Statistics Canada Catalogue 1993 (11-204E, \$13.95; United States: US\$17; Other Countries: US\$20).*

*You may order Statistics Canada products and services by telephone. From Canada and the United States, call toll-free 1-800-267-6677. From all other locations, call 613-951-7277 (not toll-free).*

*You may purchase Statistics Canada publications by writing to Publication Sales, Room 1710, Main Building, Statistics Canada, Ottawa K1A 0T6.*

*Please enclose a cheque or money order payable to the Receiver General for Canada/Publications. Provide full information on each publication order (catalogue number, title, issue). Canadian customers, please add 7% GST.*

*Publications may also be ordered from Statistics Canada's Regional Reference Centres in St. John's, Halifax, Montreal, Ottawa, Toronto, Winnipeg, Regina, Edmonton, Calgary and Vancouver, or from authorized bookstore agents or other booksellers.*



## Statistics Canada's Official Release Bulletin for Statistical Information

Catalogue 11-001E. Price: Canada: \$120.00 annually; United States: US\$144.00 annually; Other Countries: US\$168.00 annually

Published by the Communications Division

Statistics Canada, 10-N, R.H. Coats Bldg., Tunney's Pasture, Ottawa, Ontario K1A 0T6.

Senior Editor: Greg Thomson (613-951-1187)

Editor: Tim Prichard (613-951-1103)

Published by authority of the Minister responsible for Statistics Canada. © Minister of Industry, Science and Technology, 1993. All rights reserved. No part of this publication may be reproduced, stored in a retrieval system or transmitted in any form or by any means, electronic, mechanical, photocopying, recording or otherwise without prior written permission from Licence Services, Marketing Division, Statistics Canada, Ottawa, Ontario, Canada K1A 0T6.