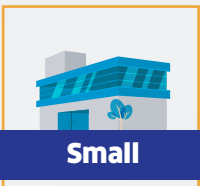
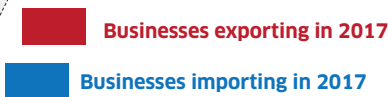


DYNAMICS OF GLOBAL TRANSACTIONS FOR CANADIAN BUSINESSES, 2017



Large businesses are more likely to be active in international markets.



22.6% | 36.3%



33.7% | 45.8%



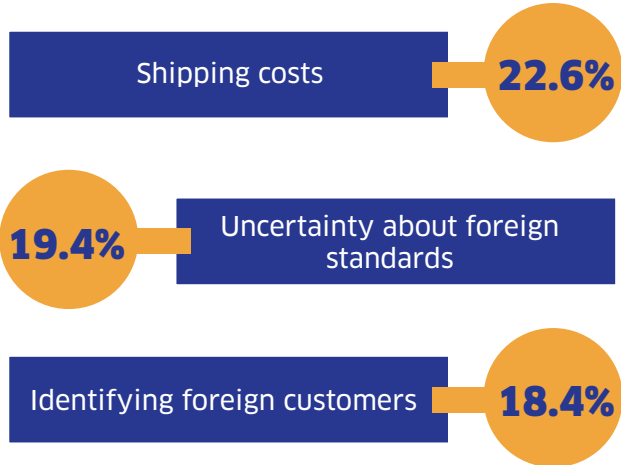
43.9% | 58.4%



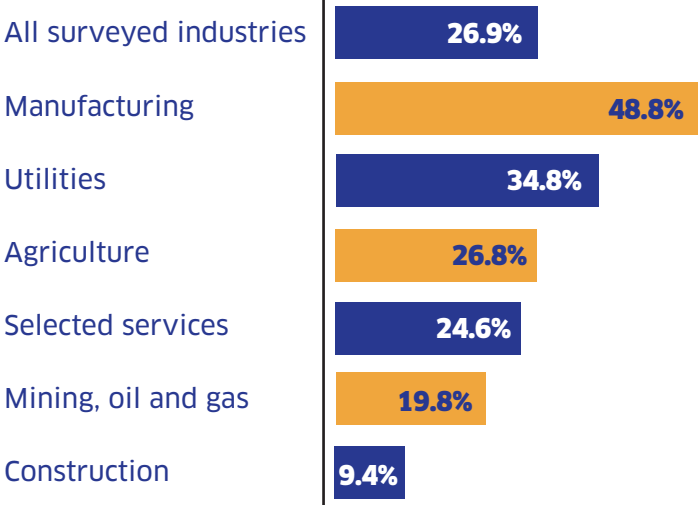
Total

25.0% | 38.5%

Shipping costs are the most cited obstacle to exporting.



Almost half of manufacturers import goods or services from unaffiliated foreign businesses.



Top 3 reasons why firms import from unaffiliated foreign businesses



% of businesses citing reason as important or very important

Note: SIBS 2017 covers businesses with 20 or more employees in selected industry sectors.
Source: Statistics Canada, Survey of Innovation and Business Strategy.

Catalogue number: 11-627-M
ISBN: 978-0-660-29422-3