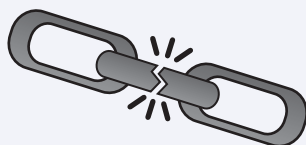


being separated or divorced in Canada

Of the **20 million people** aged **25 to 64 years old** in Canada in 2017¹

1.3 million people **(6%)**

were **currently separated or divorced from a marriage**



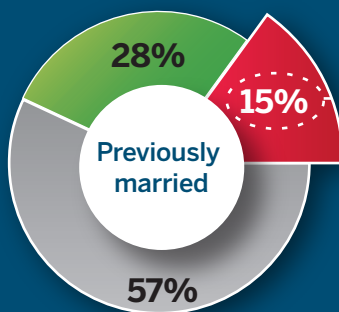
1.6 million people **(8%)**

were **currently separated from a common-law relationship**

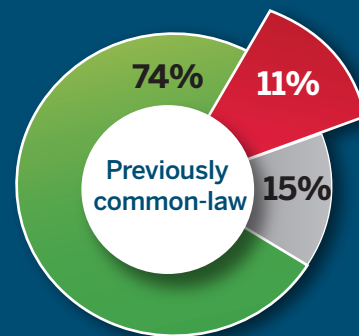
The 7 year itch: myth or reality?

Length of previous union

- Less than 7 years
- 7 to 9 years
- 10 years or more

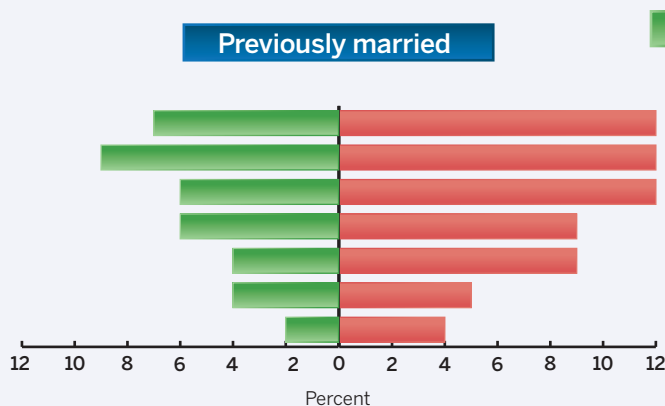


had **separated or divorced** after 7 to 9 years



Among those aged 25 to 64 who were separated or divorced in 2017

At older ages, being separated or divorced from a marriage was more common among women than men.



Men Female

Age group

60 to 64

55 to 59

50 to 54

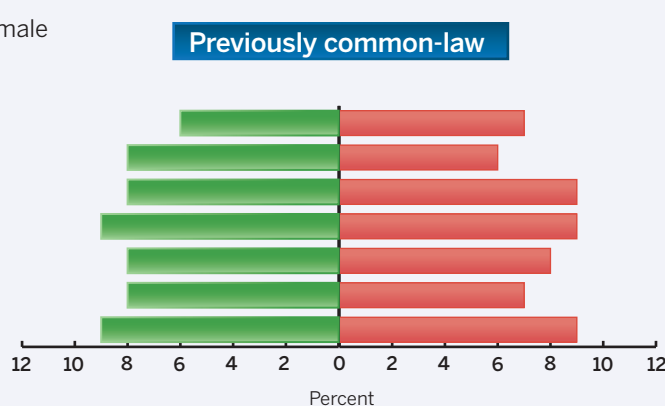
45 to 49

40 to 44

35 to 39

30 to 34

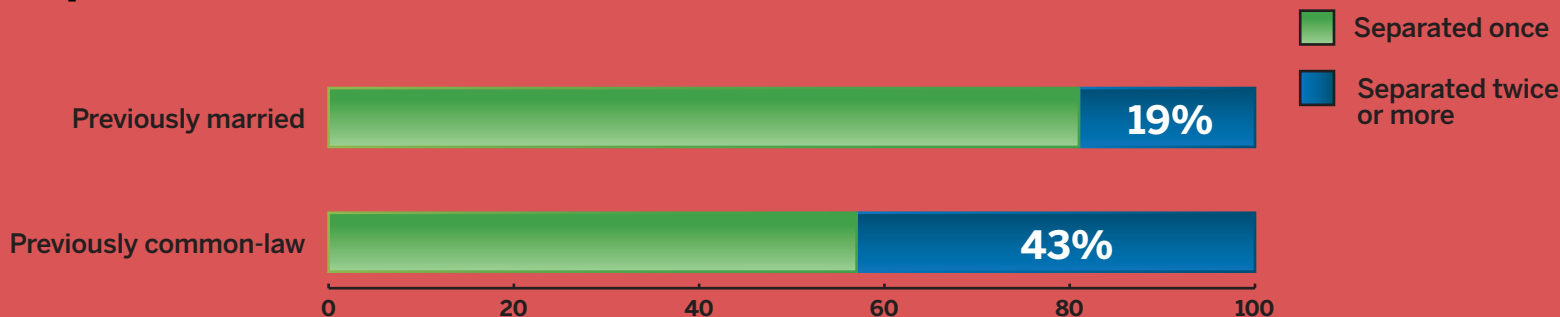
Percent



Previously common-law

Percent

Those previously common-law were twice as likely to have experienced multiple separations or divorces.



Separated once
Separated twice or more

1. Data are based on the population aged 25 to 64 living in Canada and represent current marital status at the time of survey.
Source: General Social Survey (Families), 2017.