

Being separated or divorced and aged 55 or older

Of the **11 million** people aged 55 and older in Canada in 2017¹:

- **1.1 million** were currently separated or divorced from a marriage **(10%)**
- **500,500** were currently separated from a common-law relationship **(5%)**



AMONG THOSE
SEPARATED OR
DIVORCED:



6 in 10 from
first union²



4 in 10 from second or
subsequent union

Average age at last
separation or divorce:

Men

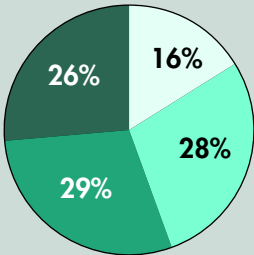
47
years

Women

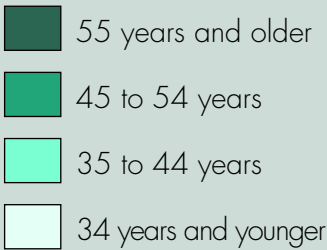
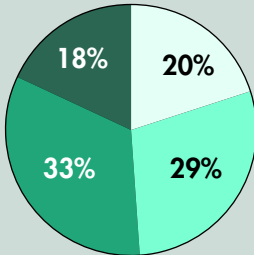
45
years

Age group at last separation or divorce^A:

Men



Women



19
years

last marriage

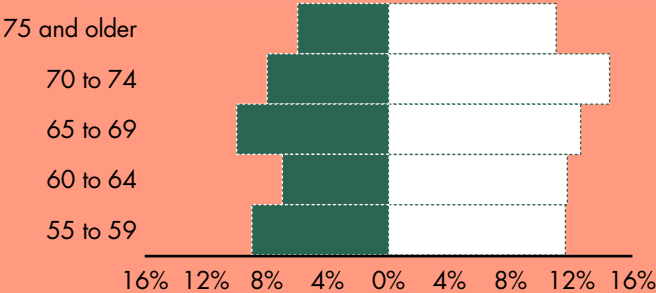
Average duration of

last common-law union

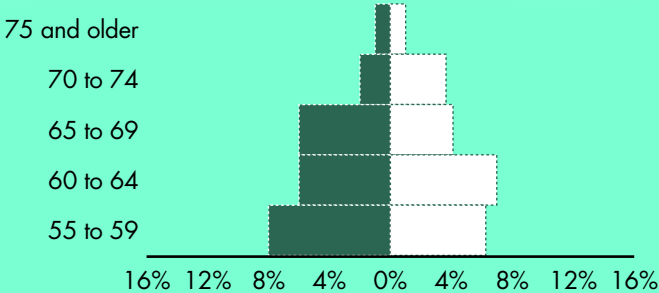
7
years

Women are more likely than men to be separated or divorced from a marriage

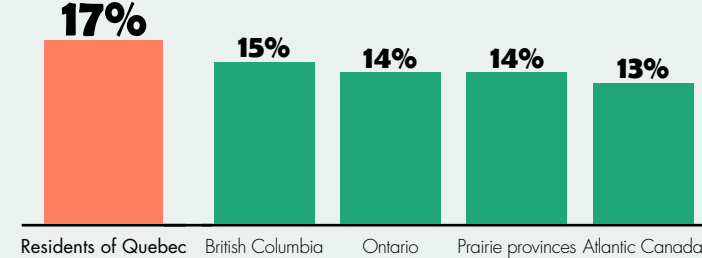
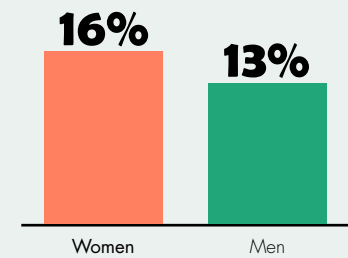
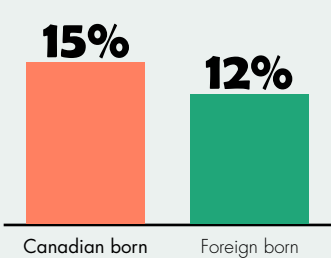
Previously married



Previously common-law



Who is most likely to be separated or divorced and aged 55 and older^A?



Source: General Social Survey (Families), 2017.
Notes: ¹ All data are for the population aged 55 and older living in Canada and represent current marital status at the time of the survey.
² Union refers both to marriages and common-law unions.
^A Percentage of persons 55 and older separated or divorced from a marriage or a common-law union.