

Portrait of environmental and clean technology jobs in Canada, 2017

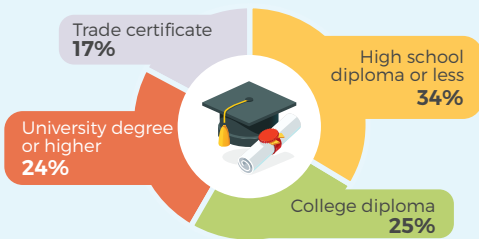


What did Environmental and Clean Technology (ECT) jobs in Canada look like in 2017?

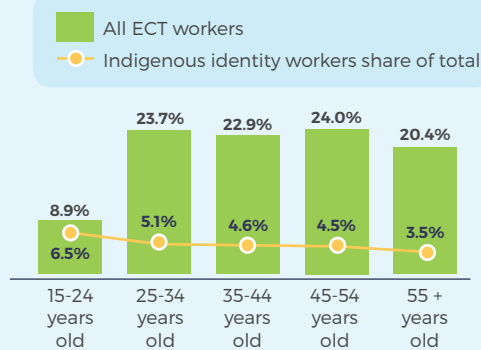
282
thousand jobs

were linked to the production and delivery of ECT products.¹ They represented 1.6% of total jobs in Canada in 2017.

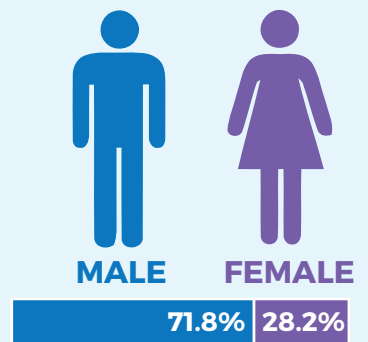
ECT worker characteristics: education, age and gender



Two-thirds of ECT jobs employed workers that have more than a high school education.



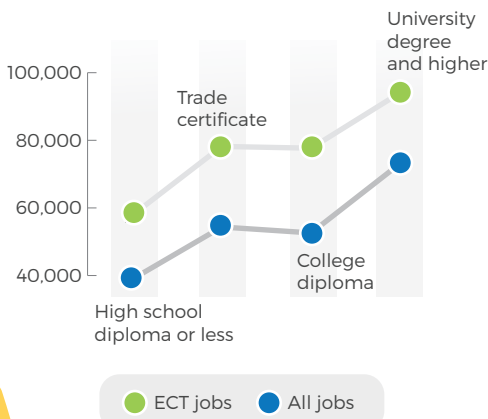
Indigenous workers were most likely to be represented in the 15 to 24 age group.



Jobs in the ECT sector were filled mainly by men.

ECT job characteristics: wage and occupation

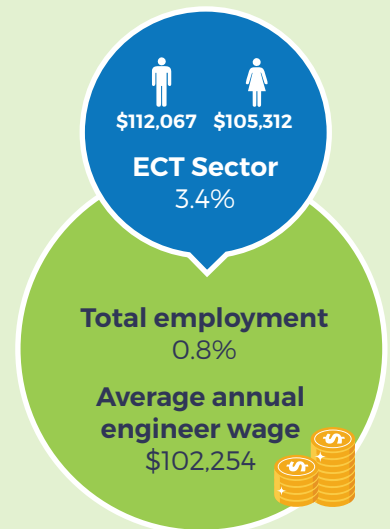
Average annual wage for ECT jobs was \$74,895, higher than the national average of \$53,600.



Average hourly wage for full-time jobs was \$39.24 while it was \$24.69 for part-time jobs.



Civil, mechanical, electrical and chemical engineer positions represented 3.4% of jobs in the ECT sector, while representing nearly 1% of all jobs in Canada.



Catalogue number: 11-627-M
ISBN: 978-0-660-32156-1

1. ECT products are goods and services that reduce environmental impacts: through environmental protection activities that prevent, reduce or eliminate pollution or any other degradation of the environment; resource management activities that result in the more efficient use of natural resources, thus safeguarding against their depletion; or the production of goods that have been adapted to be significantly less energy or resource intensive than the industry standard.

Sources: Statistics Canada, table 36-10-0480-01 and special tabulation based on the 2017 Environmental and Clean Technology Products Economic Account, table 36-10-0411-01.