

A PORTRAIT OF RESIDENTIAL MULTIPLE-PROPERTY OWNERS, 2018

BRITISH COLUMBIA, ONTARIO AND NOVA SCOTIA



Multiple-property owners¹ make up a **small share** of all owners.

British Columbia



268,660 multiple-property owners
15% of all owners

Ontario



835,175 multiple-property owners
15% of all owners

Nova Scotia



82,660 multiple-property owners
22% of all owners

Where do multiple-property owners live?

British Columbia

54% live in the Vancouver CMA².
31% live outside of British Columbia CMAs.



Ontario

43% live in the Toronto CMA.
22% live outside of Ontario CMAs.



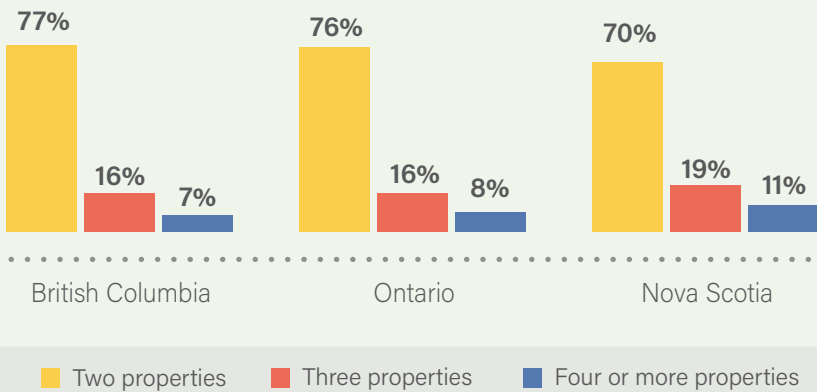
Nova Scotia

35% live in the Halifax CMA.
65% live outside of the CMA.

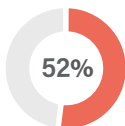


Most multiple-property owners own **two** properties.

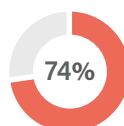
Share of multiple-property owners by the number of properties owned.



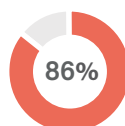
Multiple-property owners live in **single-detached houses**.



Vancouver CMA




Toronto CMA



Halifax CMA

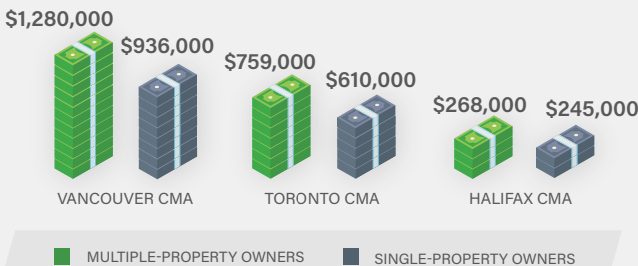
Share of multiple-property owners residing in a single-detached house for selected CMAs.

At least half of multiple-property owners in the largest CMAs own all their **properties** in the **same** CMA.



Multiple-property owners have **higher valued** usual residences than single-property owners.

Median assessment value of the usual residence of single and multiple-property owners.



1. The analysis in this infographic is focused on owners who are individual residents and occupy a property as their usual residence. Residential owners must occupy a property in the same province as their other properties to be considered multiple-property owners.
2. Census metropolitan area.
Source: Statistics Canada, Canadian Housing Statistics Program.