

# Postsecondary graduates in Canada

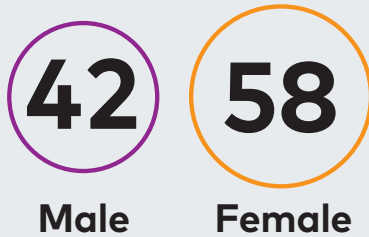
## Class of 2015



**420,300** students graduated from a postsecondary institution in 2015.

Median age at graduation:  
**24**

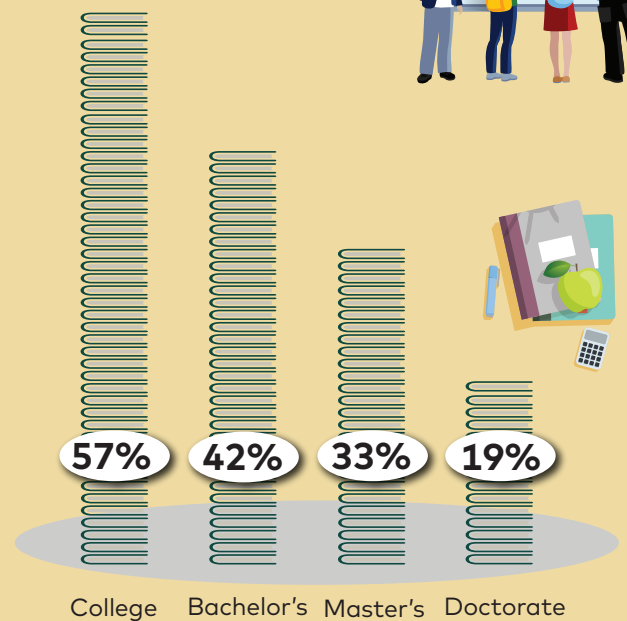
Share of graduates (%)



**40%** of graduates pursued further postsecondary education after graduation.



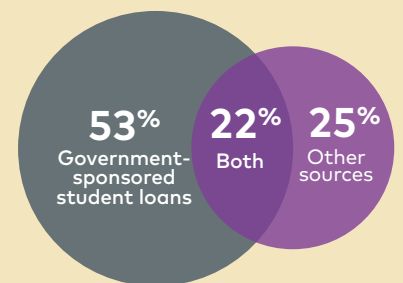

**46%** of graduates participated in **work-integrated learning**, such as a co-op placement, internship, practicum, clinical placement, etc.



Of graduates who did not pursue further postsecondary education after graduation in 2015:

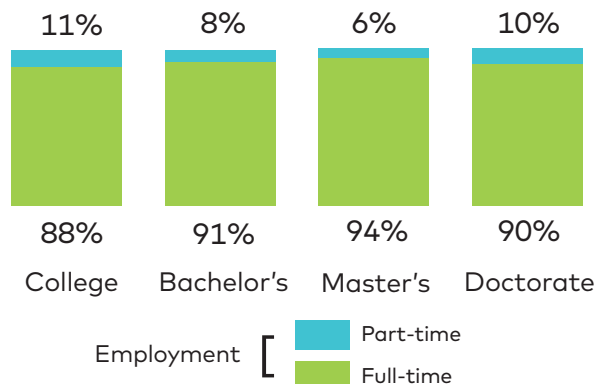
**50%** of graduates had student debt at graduation, with an average debt of \$24,000.

**33%** of them paid off their student debt within **three years** of graduation.



Debt source  
Share of graduates

**90%** of graduates were employed three years after graduation, **83%** of whom were satisfied with their job.



Figures do not add to 100% due to rounding.