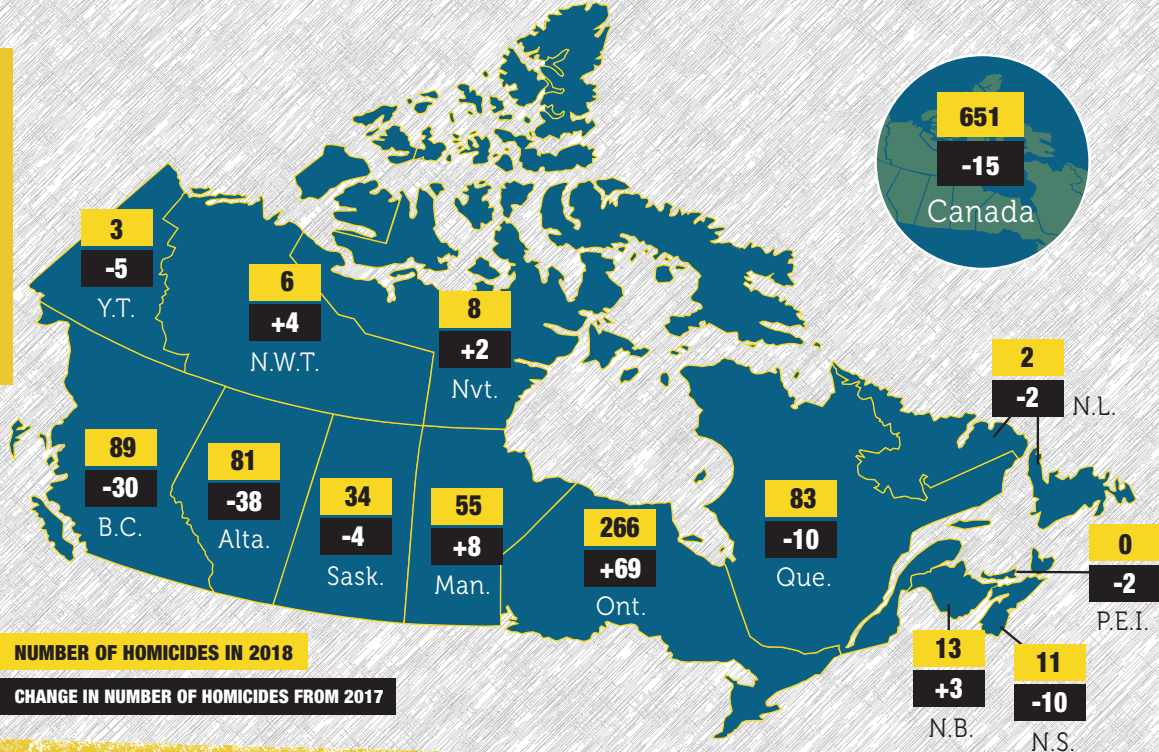


Nationwide, there were **651** homicides at a rate of **1.76** per 100,000 population.



**487** male victims  
**164** female victims

NUMBER OF HOMICIDES IN 2018  
CHANGE IN NUMBER OF HOMICIDES FROM 2017

# HOMICIDE IN CANADA, 2018

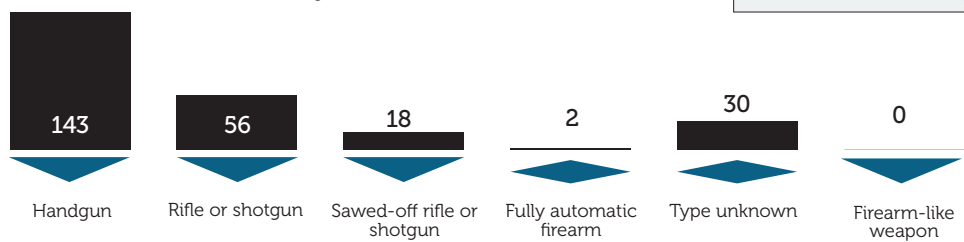
**1** in every **10** homicides in Canada was gang-related.

The number of **gang-related** homicides **decreased** after **3** consecutive years of increases.

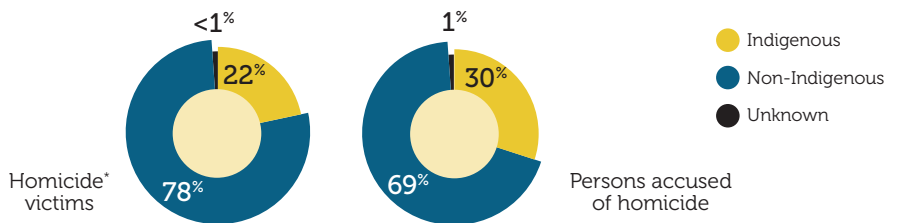
The rate of **gang-related** homicides in 2018 was still the **2nd highest rate** since 2005.

Homicides committed with a firearm were **down** for the first time in **5 years**.

**249** homicides in Canada were committed with a firearm, or **2** in every **5** homicides.





**Indigenous people<sup>1</sup>** represented about **5%** of Canada's total population in 2018, yet accounted for **22%** of homicide **victims** and **30%** of **accused** persons.



\*Total exceeds 100% due to rounding.

Of solved homicides, approximately **4** out of **5** victims knew their accused.



Homicide rate for every 100,000 people living in the **5 largest** census metropolitan areas (CMAs)

2017 2018

1. The term Indigenous is being used in place of Aboriginal for this product. Aboriginal identity is reported by police for the Homicide Survey. Aboriginal identity includes victims and accused persons identified as First Nations persons (either status or non-status), Métis, Inuit, or an Aboriginal identity where the Aboriginal group is not known to police.  
2. Includes boyfriend, girlfriend, same-sex relationship, extra-marital lover, ex-boyfriend/girlfriend and other intimate relationships. Intimate relationship homicide counts include victims of all ages.  
3. Includes close friend, neighbour, authority or reverse authority figure, business relation and casual acquaintance.