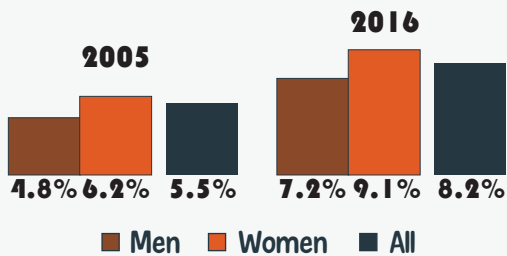
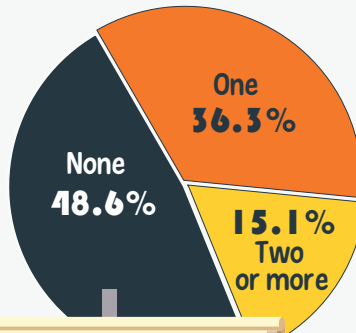


Canadian gig workers, 2016

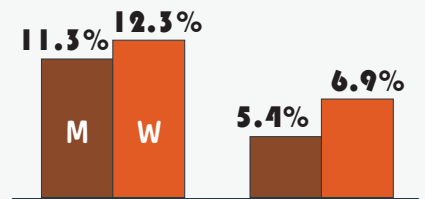
The percentage of gig workers among all workers grew between 2005 and 2016.



More than half of all gig workers also had one or more wage jobs.



The percentage of gig workers in the lowest 20% of the individual income distribution was about twice as high as the percentage of gig workers in the highest 20%.

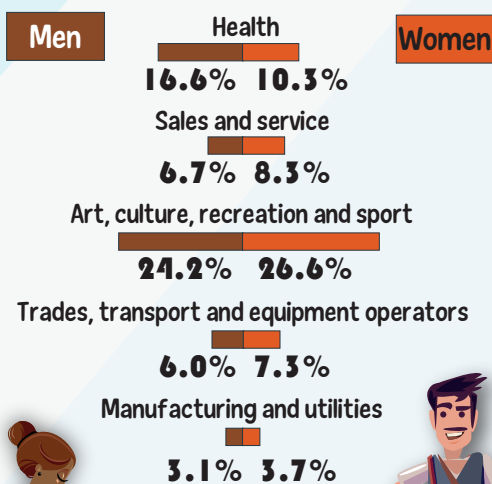


Gig workers are usually independent contractors hired for short-term jobs. This includes freelancers as well as on-demand workers hired for jobs through the growing number of online platforms.


Gig workers in the lowest 20% of the individual income distribution

Gig workers in the highest 20% of the individual income distribution

The percentage of gig workers among all workers was the highest in occupations in arts, culture, recreation and sport.



British Columbia had the highest share of gig workers.



Note: Workers include only those aged 15 and over.

Source: Jeon, Sung-Hee, Huju Liu and Yuri Ostrovsky. 2019. *Measuring the Gig Economy in Canada Using Administrative Data*. Analytical Studies Branch Research Paper Series, No. 437.

Statistics Canada Catalogue no. 11F0019M.

© Her Majesty the Queen in Right of Canada, as represented by the Minister of Industry, 2019

ISBN: 978-0-660-33384-7 Catalogue number: 11-627-M