

23-D-61

Historical File Copy

CONFIDENTIAL - NOT FOR PUBLICATION

SUPPLEMENT XXXII - FARM PRICES OF AGRICULTURAL PRODUCTS

DOMINION BUREAU OF STATISTICS

AGRICULTURE DIVISION

Ottawa, Canada

January 1963

NOTE

The prices quoted herein are subject to revision as further information becomes available and the data contained in this document are not to be published or used publicly.

February 1963
5504-512

EXPLANATORY NOTE

Supplement XXXII contains revisions and additions to the farm price series previously published in the confidential report "Farm Prices of Agricultural Products, by Provinces, by months, 1935 to 1946" and Supplements number I to XXXI thereof. The price series are those which are included in the construction of the Index Numbers of Farm Prices of Agricultural Products published each month by the Dominion Bureau of Statistics. Supplement XXXII is divided into Sections A. and B. Section A sets forth monthly revisions which have been made for the years 1961-1962 and Section B presents price data not previously published for the months, May to October 1962.

SECTION A

Revisions in Previously Published Data of Farm


Prices of Agricultural Products

by Provinces, by Months,

1961-1962

Revisions of Farm Prices of Agricultural Products, 1961-62

No.		January	February	March	April
		dollars			
	Ontario:				
1	Strawberries (per qt.) 1961	-	-	-	-
2	Hogs (per cwt.) 1962	25.40	25.73	25.65	25.94
	Manitoba:				
3	Oats (per bu.) 1961	-	-	-	-
4	1962	.657	.653	.668	.652
5	Barley (per bu.) 1961	-	-	-	-
6	1962	1.18	1.21	1.22	1.24
	Saskatchewan:				
7	Oats (per bu.) 1961	-	-	-	-
8	1962	.648	.641	.643	.646
9	Barley (per bu.) 1961	-	-	-	-
10	1962	1.12	1.14	1.16	1.16
	Alberta:				
11	Oats (per bu.) 1961	-	-	-	-
12	1962	.643	.642	.642	.646
13	Barley (per bu.) 1961	-	-	-	-
14	1962	1.17	1.19	1.21	1.22
	British Columbia:				
15	Tomatoes, forced (per ton) 1962	-	-	-	352.50
16	Asparagus (per lb.) 1962	-	-	-	.202
17	Rhubarb, field (per ton) 1962	-	-	-	65.00
18	Rhubarb, forced (per ton) 1962	330.00	330.00	330.00	330.00
19	Cucumber, forced (per ton) 1962	-	-	-	320.00
20	Beets (per lb.) 1961	-	-	-	-
21	Cauliflower (per lb.) 1962	-	-	-	.070
22	Mushrooms (per lb.) 1961	-	-	-	-
23	1962	.427	.427	.427	.427



SECTION B

Farm Prices of Agricultural Products,
by Provinces, by Months,
May to October 1962

INDEX

Farm Prices of Agricultural Products, May to October 1962

Commodity	Province	Page	Commodity	Province	Page	
Apples	N.S.	10	Celery	Ont.	11	
	N.B.	10		B.C.	13	
	Que.	10	Cheese Milk	Que.	11	
	Ont.	11		Ont.	11	
	B.C.	13				
Asparagus	Ont.	11	Cherries	Ont.	11	
	B.C.	13	B.C.	13		
Barley	Ont.	11	Corn, for husking	Ont.	11	
	Man.	12				
	Sask.	12	for canning	Que.	11	
	Alta.	12	Ont.	11		
Beans	Que.	11	B.C.	13		
	B.C.	13	Cucumbers	B.C.	13	
Beets	B.C.	13	Dairy Butter	P.E.I.	10	
Butterfat	P.E.I.	10		N.S.	10	
	N.S.	10		N.B.	10	
	N.B.	10		Que.	11	
	Que.	11		Ont.	11	
	Ont.	11		Man.	12	
	Man.	12		Sask.	12	
	Sask.	12		Alta.	12	
	Alta.	12		B.C.	13	
B.C.	13					
Cabbage	Ont.	11	Eggs	P.E.I.	10	
	B.C.	13		N.S.	10	
Calves	P.E.I.	10		N.B.	10	
	N.S.	10		Que.	11	
	N.B.	10		Ont.	11	
	Que.	11		Man.	12	
	Ont.	11		Sask.	12	
	Man.	12		Alta.	12	
	Sask.	12		B.C.	13	
	Alta.	12				
	B.C.	13		Flax	Man.	12
				Sask.	12	
				Alta.	12	
Cantaloupe	B.C.	13	Flue-cured Tobacco	Ont.	11	
Carrots	B.C.	13	Fluid Milk	P.E.I.	10	
Cattle	P.E.I.	10		N.S.	10	
	N.S.	10		N.B.	10	
	N.B.	10		Que.	11	
	Que.	11		Ont.	11	
	Ont.	11		Man.	12	
	Man.	12		Sask.	12	
	Sask.	12		Alta.	12	
	Alta.	12	B.C.	13		
B.C.	13					
Cauliflower	B.C.	13	Fur Farming	P.E.I.	10	
			Grapes	Ont.	11	

INDEX - Concluded

Farm Prices of Agricultural Products, May to October 1962

Commodity	Province	Page	Commodity	Province	Page	
Green Peas	Que.	11	Peaches	Ont.	11	
	Ont.	11		B.C.	13	
	B.C.	13		Pears	B.C.	13
Hens & Chickens	P.E.I.	10	Peppers		B.C.	13
	N.S.	10	Plums		B.C.	13
	N.B.	10		Potatoes	P.E.I.	10
	Que.	11			N.S.	10
	Ont.	11	N.B.		10	
	Man.	12	Que.		10	
	Sask.	12	Ont.		11	
	Alta.	12	B.C.	13		
B.C.	13	Raspberries	Ont.	11		
Hogs	P.E.I.		10	B.C.	13	
	N.S.		10	Rhubarb	B.C.	13
	N.B.	10	Sheep		P.E.I.	10
	Que.	11			N.S.	10
	Ont.	11		N.B.	10	
	Man.	12		Que.	11	
	Sask.	12		Ont.	11	
	Alta.	12	Man.	12		
B.C.	13	Sask.	12			
Lambs	P.E.I.	10	Alta.	12		
	N.S.	10	B.C.	13		
	N.B.	10	Spinach	B.C.	13	
	Que.	11		Squash, etc.	B.C.	13
	Ont.	11			Strawberries	N.B.
	Man.	12	Que.			10
	Sask.	12	Ont.	11		
	Alta.	12	B.C.	13		
B.C.	13	Sugar Beets	Alta.	12		
Lettuce	B.C.		13	Tomatoes	Que.	11
	Maple Syrup		Que.		11	Ont.
		Mushrooms	B.C.		13	B.C.
Oats			Que.	10	Turnips	Ont.
	Ont.		11	B.C.		13
	Man.	12	Wheat	Ont.		11
	Sask.	12		Man.	12	
	Alta.	12		Sask.	12	
	Peace River,	B.C.		13	Alta.	12
	Southern,	B.C.		13	B.C.	13
	Onions	Ont.	11	Peace River,	B.C.	13
B.C.		13	Southern,	B.C.	13	
Parsnips	B.C.	13				

Farm Prices of Agricultural Products, May to October 1962

	May	June	July	August	September	October	
	dollars						
Prince Edward Island:							
Potatoes	cwt.	1.17	1.21	1.41	2.30	1.10	1.32
Cattle	"	18.02	18.44	19.29	18.98	19.21	18.97
Calves	"	19.70	20.44	20.74	20.72	19.90	19.52
Hogs	"	26.08	27.72	29.26	29.72	29.10	28.52
Sheep	"	8.23	7.75	7.61	6.74	7.42	6.98
Lambs	"	15.95	18.31	20.83	17.95	16.85	16.00
Hens & Chickens	lb.	.192	.218	.239	.203	.244	.233
Eggs	doz.	.253	.239	.265	.380	.377	.396
Butterfat	lb.	.657	.647	.647	.647	.647	.657
Fluid Milk	cwt.	3.98	4.07	4.02	4.00	3.97	4.07
Dairy Butter	lb.	.561	.546	.542	.540	.538	.530
Fur Farming	pelt
Nova Scotia:							
Potatoes	cwt.	1.77	1.80	2.19	2.60	1.92	1.87
Apples	bu.	.94	.94	.94	.94	.98	.98
Cattle	cwt.	19.13	19.16	20.20	19.98	19.91	20.13
Calves	"	19.66	20.91	21.46	21.41	21.09	20.20
Hogs	"	27.70	28.99	30.33	30.87	30.00	29.20
Sheep	"	10.00	7.88	8.00	8.64	7.50	8.33
Lambs	"	16.20	19.60	22.21	20.50	16.85	16.08
Hens & Chickens	lb.	.245	.228	.234	.231	.265	.256
Eggs	doz.	.361	.345	.371	.458	.462	.462
Butterfat	lb.	.650	.640	.640	.640	.660	.660
Fluid Milk	cwt.	4.72	4.71	4.59	4.67	4.74	4.78
Dairy Butter	lb.	.570	.566	.563	.562	.573	.567
New Brunswick:							
Potatoes	cwt.	.876	1.20	1.52	2.03	1.11	1.19
Apples	bu.	1.15	1.15	1.15	1.15	1.34	1.34
Strawberries	qt.	.26	.30	.30	.30	.30	.30
Cattle	cwt.	17.71	17.98	18.28	18.53	18.48	18.57
Calves	"	18.84	18.83	20.38	20.46	19.49	19.04
Hogs	"	27.48	29.05	30.42	31.48	29.88	29.44
Sheep	"	8.17	7.17	7.05	6.95	7.70	7.62
Lambs	"	14.00	19.83	19.72	17.38	16.23	15.25
Hens & Chickens	lb.	.243	.238	.265	.244	.233	.264
Eggs	doz.	.425	.404	.418	.466	.503	.499
Butterfat	lb.	.650	.645	.645	.645	.650	.655
Fluid Milk	cwt.	4.58	4.56	4.52	4.54	4.56	4.59
Dairy Butter	lb.	.595	.596	.591	.593	.582	.598
Quebec:							
Potatoes	cwt.	1.51	1.67	2.11	2.31	1.44	1.35
Oats	bu.	.924	.929	.929	.907	.839	.840
Apples	bu.	1.34	1.34	1.34	1.34	.76	.76
Strawberries	qt.	.25	.21	.21	.21	.21	.21

.. Figures not available.

Farm Prices of Agricultural Products, May to October 1962 - Continued

	May	June	July	August	September	October
	dollars					
Quebec - Concluded:						
Tomatoes	ton	32.01	32.01
Corn	"	23.99	23.99	23.99	23.99	..
Green Peas	"	79.95
Beans	"	66.02	66.02
Maple Syrup	gal.
Cattle	cwt.	17.48	17.67	17.93	17.35	17.38
Calves	"	22.87	23.72	23.91	24.61	24.30
Hogs	"	26.72	28.71	29.91	30.80	28.68
Sheep	"	9.02	7.65	8.02	7.84	7.62
Lambs	"	15.06	18.45	21.58	19.45	17.59
Hens & Chickens	lb.	.228	.231	.236	.234	.239
Eggs	doz.	.390	.378	.366	.437	.438
Butterfat	lb.	.681	.688	.684	.687	.699
Fluid Milk	cwt.	4.19	4.17	4.14	4.16	4.22
Dairy Butter	lb.	.583	.562	.568	.558	.561
Cheese Milk	cwt.	2.72	2.72	2.72	2.72	2.75
Ontario:						
Potatoes	cwt.	1.58	1.74	2.21	2.19	1.89
Wheat	bu.	1.52	1.58	1.59	1.61	1.62
Oats	"	.835	.832	.840	.815	.754
Barley	"	1.10	1.09	1.10	1.08	1.05
Corn	"	1.44	1.43	1.47	1.41	1.36
Apples	"	1.39	1.39	1.39	1.39	1.33
Strawberries	qt.	.233	.238	.238	.238	.238
Grapes	lb.	.052	.052	.052	.052	.052
Peaches	bu.	2.47	2.47	2.47	2.32	2.32
Raspberries	qt.	.363	.363	.404	.404	.404
Cherries	bu.	5.06	5.06	4.62	4.62	4.62
Tomatoes for canning	ton	36.20	36.20	36.00	36.00	36.00
Corn for canning	"	26.24	26.24	26.24	26.24	26.00
Green Peas for canning	"	100.15	100.00	100.00	100.00	100.00
Asparagus	cwt.	18.50	18.50	18.50	18.50	18.50
Celery	crate	1.16	2.20	2.20	2.20	2.20
Onions	ton	72.97	72.97	59.60	59.60	59.60
Turnips	"	17.94	17.94	17.94	15.00	15.00
Cabbage	"	31.70	30.20	30.20	30.20	30.20
Flue-cured Tobacco	lb.	.517	.517	.517	.517	.517
Cattle	cwt.	22.54	22.92	23.70	24.51	25.27
Calves	"	28.65	28.86	28.40	28.40	28.32
Hogs	"	26.61	29.75	31.60	31.67	29.42
Sheep	"	7.37	7.04	6.90	7.15	6.90
Lambs	"	21.50	23.95	22.95	20.90	19.95
Hens & Chickens	lb.	.178	.183	.180	.189	.192
Eggs	doz.	.314	.309	.306	.405	.399
Butterfat	lb.	.676	.676	.676	.677	.677
Fluid Milk	cwt.	4.43	4.36	4.37	4.36	4.40
Dairy Butter	lb.	.607	.606	.584	.584	.576
Cheese Milk	cwt.	2.49	2.52	2.55	2.64	2.77


.. Figures not available.


Farm Prices of Agricultural Products, May to October 1962 - Continued

	May	June	July	August	September	October	
	dollars						
Manitoba:							
Wheat	bu.	1.32	1.32	1.32	1.31	1.29	1.25
Oats	"	.653	.654	.654	.486	.486	.479
Barley	"	1.23	1.22	1.21	.847	.804	.790
Flax	"	3.41	3.33	3.29	3.23	3.15	3.03
Cattle	cwt.	21.15	21.89	22.38	23.21	23.38	23.30
Calves	"	27.63	28.05	27.92	28.51	28.76	28.02
Hogs	"	24.29	26.28	28.01	28.62	26.73	26.75
Sheep	"	4.71	3.96	3.87	4.01	3.99	3.85
Lambs	"	15.95	19.22	20.36	17.52	16.84	15.27
Hens & Chickens	lb.	.154	.156	.162	.181	.194	.206
Eggs	doz.	.236	.218	.227	.275	.277	.288
Butterfat	lb.	.630	.628	.626	.626	.628	.628
Fluid Milk	cwt.	4.05	4.08	4.07	4.07	4.13	4.14
Dairy Butter	lb.	.591	.584	.585	.586	.592	.583
Saskatchewan:							
Wheat	bu.	1.32	1.32	1.33	1.33	1.27	1.24
Oats	"	.642	.641	.646	.478	.471	.469
Barley	"	1.16	1.15	1.14	.796	.764	.752
Flax	"	3.43	3.35	3.34	3.31	3.24	3.07
Cattle	cwt.	20.73	21.17	21.70	21.99	22.57	22.34
Calves	"	24.10	24.98	25.10	24.71	25.51	25.68
Hogs	"	23.75	25.96	27.39	28.50	26.94	26.66
Sheep	"	5.32	5.05	4.26	4.30	4.31	4.11
Lambs	"	15.28	16.08	17.93	16.44	15.29	15.13
Hens & Chickens	lb.	.194	.185	.191	.201	.199	.205
Eggs	doz.	.221	.206	.209	.238	.256	.266
Butterfat	lb.	.652	.635	.647	.645	.648	.646
Fluid Milk	cwt.	4.09	4.07	4.09	4.16	4.24	4.51
Dairy Butter	lb.	.564	.558	.565	.564	.570	.564
Alberta:							
Wheat	bu.	1.28	1.28	1.27	1.27	1.25	1.17
Oats	"	.637	.641	.646	.478	.468	.467
Barley	"	1.23	1.22	1.21	.872	.817	.790
Flax	"	3.43	3.42	3.36	3.33	3.29	3.15
Sugar Beets	ton	8.50	8.50	8.50	8.50	8.50	8.50
Cattle	cwt.	21.76	22.13	22.71	23.24	23.81	23.60
Calves	"	24.29	25.09	24.76	24.79	25.77	25.59
Hogs	"	23.55	25.54	27.62	29.28	27.36	26.99
Sheep	cwt.	4.56	7.10	5.35	5.59	5.76	5.50
Lambs	"	17.32	19.01	19.13	17.00	16.01	15.78
Hens & Chickens	lb.	.189	.190	.196	.198	.199	.203
Eggs	doz.	.241	.233	.259	.297	.296	.312
Butterfat	lb.	.661	.659	.658	.657	.659	.659
Fluid Milk	cwt.	4.29	4.26	4.28	4.29	4.36	4.35
Dairy Butter	lb.	.570	.580	.554	.562	.566	.564

Farm Prices of Agricultural Products, May to October 1962 - Concluded

	May	June	July	August	September	October	
	dollars						
British Columbia:							
Potatoes	cwt.	2.39	2.87	3.23	3.07	2.68	2.53
Wheat, Peace River	bu.	1.38	1.38	1.36	1.41	1.36	1.37
Wheat, Southern B.C.	"	1.84	1.76	1.78	1.75	1.76	1.75
Oats, Peace River	"	.701	.706	.674	.673	.657	.588
Oats, Southern, B.C.	"	.877	.878	.885	.861	.827	.767
Apples	"	3.17	3.17	3.17	3.17	3.13	3.13
Strawberries	qt.	.27	.29	.29	.29	.29	.29
Peaches	bu.	3.21	3.21	3.21	3.22	3.22	3.22
Raspberries	qt.	.24	.24	.26	.26	.26	.26
Cherries	bu.	9.95	9.95	10.90	10.90	10.90	10.90
Plums	"	3.96	3.96	3.96	3.96	3.96	3.96
Pears	"	3.54	3.54	3.54	3.52	3.52	3.52
Tomatoes, field	ton	41.74	41.74	38.50	38.50	38.50	38.50
Tomatoes, forced	"	352.50	352.50	352.50	352.50	352.50	352.50
Corn	lb.	.020	.020	.028	.028	.028	.028
Peas, green	"	.047	.052	.052	.052	.052	.052
Beans, green & wax	"	.053	.053	.050	.050	.050	.050
Asparagus	"	.202	.202	.202	.202	.202	.202
Celery	"	.041	.041	.041	.041	.041	.041
Onions	"	.047	.047	.046	.046	.046	.046
Turnips	"	.031	.031	.031	.031	.031	.031
Cabbage	"	.035	.031	.031	.031	.031	.031
Rhubarb, field	ton	65.00	65.00	65.00	65.00	65.00	65.00
Rhubarb, forced	"	330.00	330.00	330.00	330.00	330.00	330.00
Cucumber, field	"	119.94	119.94	119.94	136.00	136.00	136.00
Cucumber, forced	"	320.00	320.00	320.00	320.00	320.00	320.00
Beets	lb.	.037	.040	.040	.040	.040	.040
Cantaloupe	"	.050	.050	.050	.050	.050	.050
Carrots	"	.035	.035	.033	.033	.033	.033
Cauliflowers	"	.070	.070	.070	.070	.070	.070
Lettuce	"	.045	.045	.045	.045	.045	.045
Mushrooms	"	.427	.427	.427	.427	.427	.427
Parsnips	"	.056	.056	.056	.056	.056	.056
Peppers	"	.115	.115	.153	.153	.153	.153
Spinach	"	.049	.049	.049	.049	.049	.049
Squash, etc.	"	.030	.030	.030	.030	.030	.030
Cattle	cwt.	19.72	20.00	20.46	20.62	21.52	21.83
Calves	"	23.38	23.29	23.18	23.77	24.18	24.85
Hogs	"	24.69	27.04	27.92	29.94	28.23	28.23
Sheep	"	7.56	10.14	8.94	7.40	7.69	7.92
Lambs	"	16.04	18.11	18.81	17.47	17.08	16.02
Hens & Chickens	lb.	.165	.159	.168	.164	.166	.178
Eggs	doz.	.361	.335	.339	.376	.404	.402
Butterfat	lb.	.635	.635	.635	.635	.642	.650
Fluid Milk	cwt.	5.47	5.47	5.54	5.64	5.71	5.81
Dairy Butter	lb.	.560	.543	.545	.546	.554	.546





STATISTICS CANADA LIBRARY
BIBLIOTHÈQUE STATISTIQUE CANADA



1010722338