

Published by the Authority of the Hon. James A. MacKinnon, M.P.,

Minister of Trade and Commerce

DEPARTMENT OF TRADE AND COMMERCE

DOMINION BUREAU OF STATISTICS - CANADA

AGRICULTURAL BRANCH

STATISTICS STATISTIQUE
CANADA CANADA

AUG 16 2010

LIBRARY

BIBLIOTHÈQUE

Dominion Statistician:

R. H. Coats, LL.D., F.R.S.C.

Acting Chief, Agricultural Branch:

C. F. Wilson, Ph.D.

Statistician, Agricultural Branch:

J. B. Rutherford, M.Sc.

Estimates of the Output and Slaughter of Meat Animals and Consumption of Meats in Canada,1939

Ottawa, October 7, 1940.--The Dominion Bureau of Statistics issues today estimates of the total output of meat animals and meats and consumption of meats in Canada in 1939. The estimates in this report have been based on information obtained from the semi-annual live stock surveys and from reports of marketings and slaughterings of live stock in Canada.

Consumption of meats in Canada during 1939 is estimated at 118.9 pounds per capita. This exceeds the consumption in 1938 by slightly more than 2 pounds. The increased consumption is due in part to increased industrial activity and higher incomes of consumers and in part to a greater production of meat as a result of more adequate feed supplies from the 1938 and 1939 crops. Pork consumption at 52 pounds per capita was 4.2 pounds greater than in the preceding year. Hog output during 1939 was the second largest on record and despite increased exports of pork, the increase in production was sufficient to allow for a considerable increase in Canadian consumption. Relatively higher prices for beef during the year shifted consumption to pork. Beef consumption declined from 51.6 pounds in 1938 to 49 pounds in 1939. Although the total output of cattle showed an increase over the previous year, exports of live cattle during 1939 were almost double those of 1938. Consumption of veal rose slightly from 11.8 pounds in 1938 to 12.1 pounds in 1939. The total output of calves was slightly higher than in 1938, but as in the case of cattle, exports to the United States were also sharply higher. Consumption of mutton and lamb in 1939 was unchanged from the previous year. A decline in the total output of sheep and lambs was offset by an increase in imports of mutton and lamb. Consumption of lard during 1939 was estimated at 5.8 pounds per capita which is an increase of nearly 1½ pounds over that of the previous year. The large increase was due to the increased slaughter of hogs in Canada and a decrease in exports from the previous year of 9.3 million pounds.

The total output of meat animals in 1939 was 121.5 per cent of the average output in the five-year period 1926 to 1930, and was 6.2 per cent greater than in 1938. Exports of meat animals and meats in 1939 were 72.9 per cent greater than the 1926 to 1930 average and gained 16.3 per cent over 1939. Imports of all meats were higher in 1939, the index rising from 53.3 in 1938 to 147.2 in 1939. Total consumption of meats was 109.9 per cent of the average consumption from 1926 to 1930, which is the greatest recorded.

It is expected that during the next three or four years consumption of beef will continue to decline. While cattle numbers on farms are increasing, the present tendency is to withhold stock from market for the purpose of building up herds. Pork consumption during 1940 will probably be even greater than in 1939. A very considerable increase in production over 1939 has taken place and although exports to the United Kingdom have increased, there will be a large supply of pork available for Canadian consumers. Little change is expected during this year in the consumption of mutton and lamb but in view of an increase in sheep production, the output will likely increase in the next two or three years and will eventually result in a higher consumption per capita.

STATIONER
STATIONER

AD 1 1 1910

LIBRARY
LIBRARY

STATIONER
STATIONER

STATIONER
STATIONER

STATIONER
STATIONER

STATIONER
STATIONER

STATIONER
STATIONER

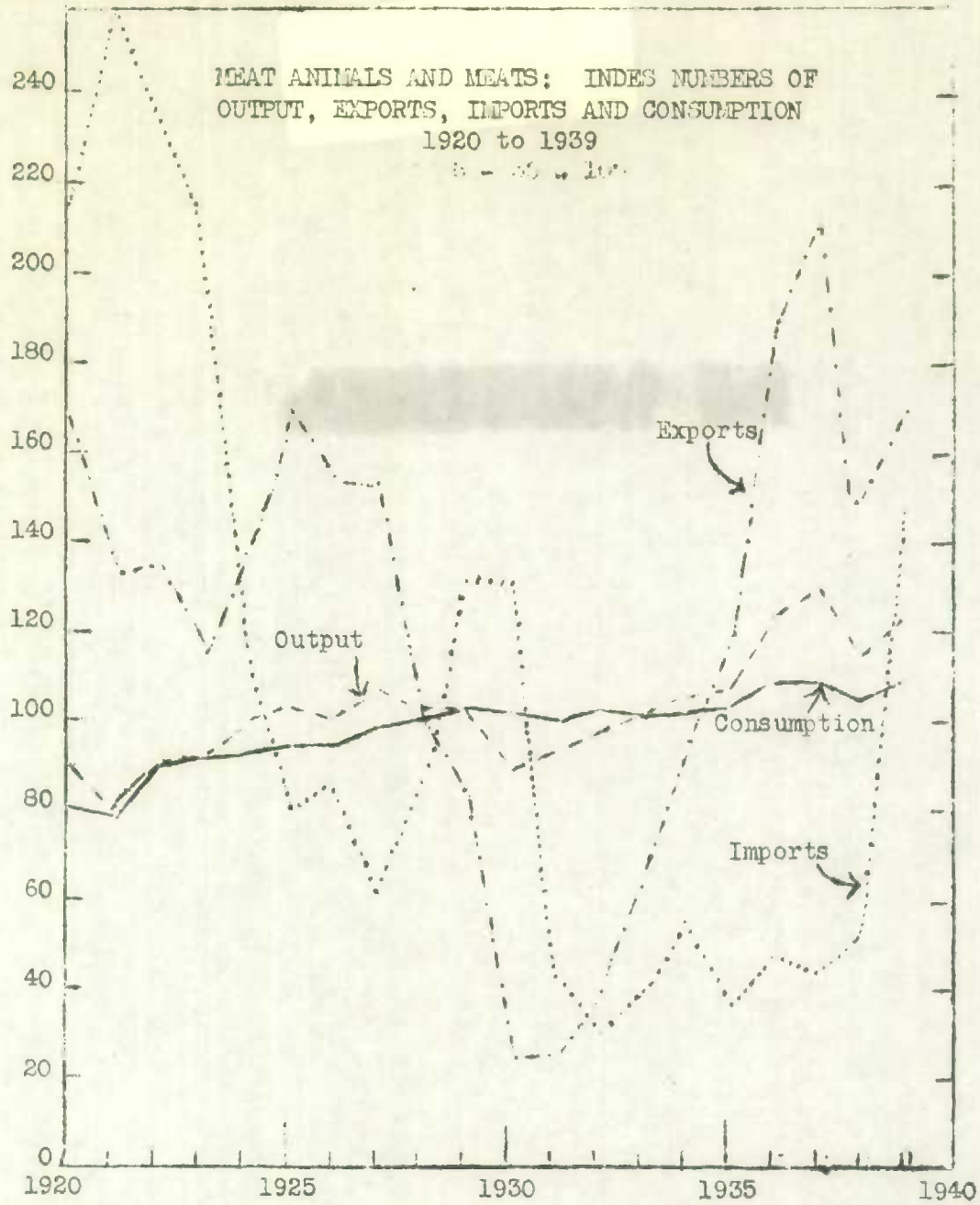
STATIONER
STATIONER

PRODUCTION AND SLAUGHTER OF MEAT ANIMALS AND CONSUMPTION OF MEATS IN CANADA, 1937, 1938 AND 1939

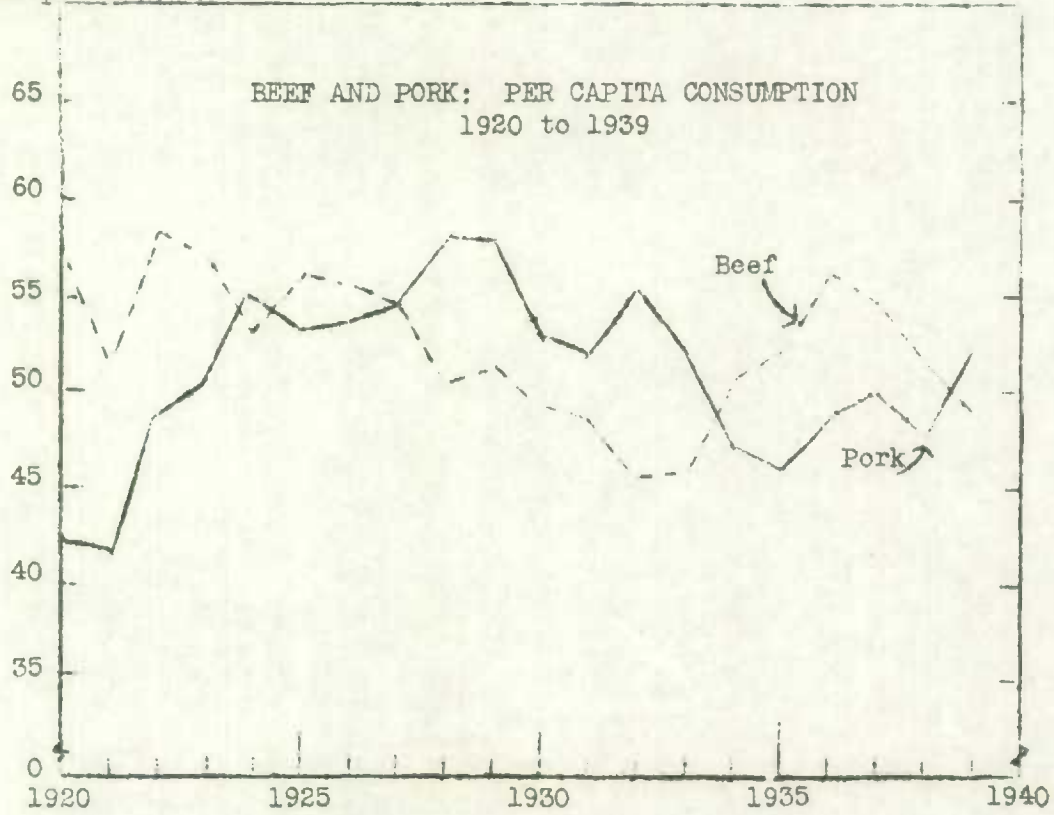
Year	Total Sales and Farm Slaughter	Exports of Live Animals	Net Slaughter in Canada*	Average Dressed Weight	Total Dressed Weight	Stocks First of Year	Imports	Total Supply	Exports	Stocks End of Year	Consumption	
											Total	Per Capita
	No. 000	No. 000	No. 000	lb.	lb. 000	lb. 000	lb. 000	lb. 000	lb. 000	lb. 000	lb. 000	lb.
<u>HOGS - PORK</u>												
1937	5,600.0	82.9	5,517.1	137.2	756,946	49,604	2,069	808,619	219,142	37,261	552,216	49.7
1938	4,925.1	5.5	4,919.6	142.1	699,075	37,261	5,564	741,900	178,494	27,237	536,169	47.8
1939	5,427.5	5.6	5,421.7	142.8	774,219	27,237	26,647	828,103	194,992	44,993	598,118	52.0
<u>SHEEP AND LAMBS - MUTTON AND LAMB</u>												
1937	1,522.0	2.8	1,519.1	42	63,802	7,197	40	71,039	284	5,277	65,478	5.9
1938	1,508.0	3.1	1,504.9	43	64,711	5,277	402	70,390	203	5,420	64,767	5.8
1939	1,478.2	3.3	1,474.9	44	64,896	5,420	1,566	71,882	205	6,348	65,329	5.8
<u>CATTLE - BEEF</u>												
1937	1,529.1	222.1	1,307.0	471	615,597	23,947	11,787	651,331	17,265	25,302	608,764	54.7
1938	1,295.1	129.8	1,165.3	487	567,501	25,302	10,413	603,216	5,692	19,337	578,187	51.6
1939	1,347.6	208.8	1,138.8	486	553,457	19,337	15,161	587,955	4,352	29,452	554,151	49.0
<u>CALVES - VEAL</u>												
1937	1,367.0	99.6	1,267.4	114	144,484	4,505	-	148,989	-	3,206	145,783	13.1
1938	1,262.6	40.4	1,213.2	110	133,452	3,206	-	136,658	-	4,153	132,505	11.8
1939	1,291.9	84.6	1,207.3	113	136,425	4,153	-	140,578	-	4,188	136,390	12.1
<u>LARD</u>												
1937	-	-	5,517.1	13.2	72,826	2,332	27	75,185	30,099	2,301	42,785	3.8
1938	-	-	4,919.6	13.4	65,923	2,301	64	68,288	16,767	2,609	48,912	4.4
1939	-	-	5,421.7	13.8	74,819	2,609	187	77,615	7,503	4,108	66,004	5.8

* No imports of live animals for slaughter were recorded in the years 1937 to 1939.


Index 1926-30 = 100



Pounds per Capita



STATISTICS CANADA LIBRARY
BIBLIOTHEQUE STATISTIQUE CANADA



1010752268

[REDACTED]

