

Canadian Housing Statistics Program

Thematic Maps

Release date: June 25, 2018



Statistics
Canada

Statistique
Canada

Canada

How to obtain more information

For information about this product or the wide range of services and data available from Statistics Canada, visit our website, www.statcan.gc.ca.

You can also contact us by

email at STATCAN.infostats-infostats.STATCAN@canada.ca

telephone, from Monday to Friday, 8:30 a.m. to 4:30 p.m., at the following numbers:

- Statistical Information Service 1-800-263-1136
- National telecommunications device for the hearing impaired 1-800-363-7629
- Fax line 1-514-283-9350

Depository Services Program

- Inquiries line 1-800-635-7943
- Fax line 1-800-565-7757

Standards of service to the public

Statistics Canada is committed to serving its clients in a prompt, reliable and courteous manner. To this end, Statistics Canada has developed standards of service that its employees observe. To obtain a copy of these service standards, please contact Statistics Canada toll-free at 1-800-263-1136. The service standards are also published on www.statcan.gc.ca under “Contact us” > “Standards of service to the public.”

Note of appreciation

Canada owes the success of its statistical system to a long-standing partnership between Statistics Canada, the citizens of Canada, its businesses, governments and other institutions. Accurate and timely statistical information could not be produced without their continued co-operation and goodwill.

Standard table symbols

The following symbols are used in Statistics Canada publications:

- not available for any reference period
- .. not available for a specific reference period
- ... not applicable
- 0 true zero or a value rounded to zero
- 0^s value rounded to 0 (zero) where there is a meaningful distinction between true zero and the value that was rounded
- ^P preliminary
- ^r revised
- X suppressed to meet the confidentiality requirements of the *Statistics Act*
- ^E use with caution
- F too unreliable to be published
- * significantly different from reference category ($p < 0.05$)

Published by authority of the Minister responsible for Statistics Canada

© Her Majesty the Queen in Right of Canada as represented by the Minister of Industry, 2018

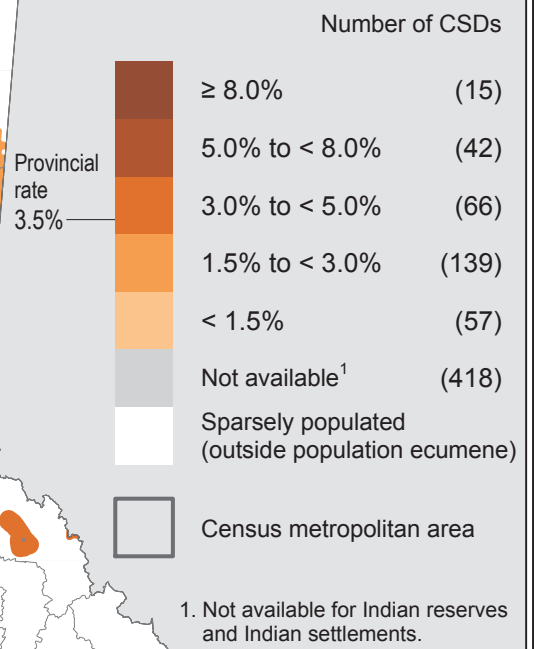
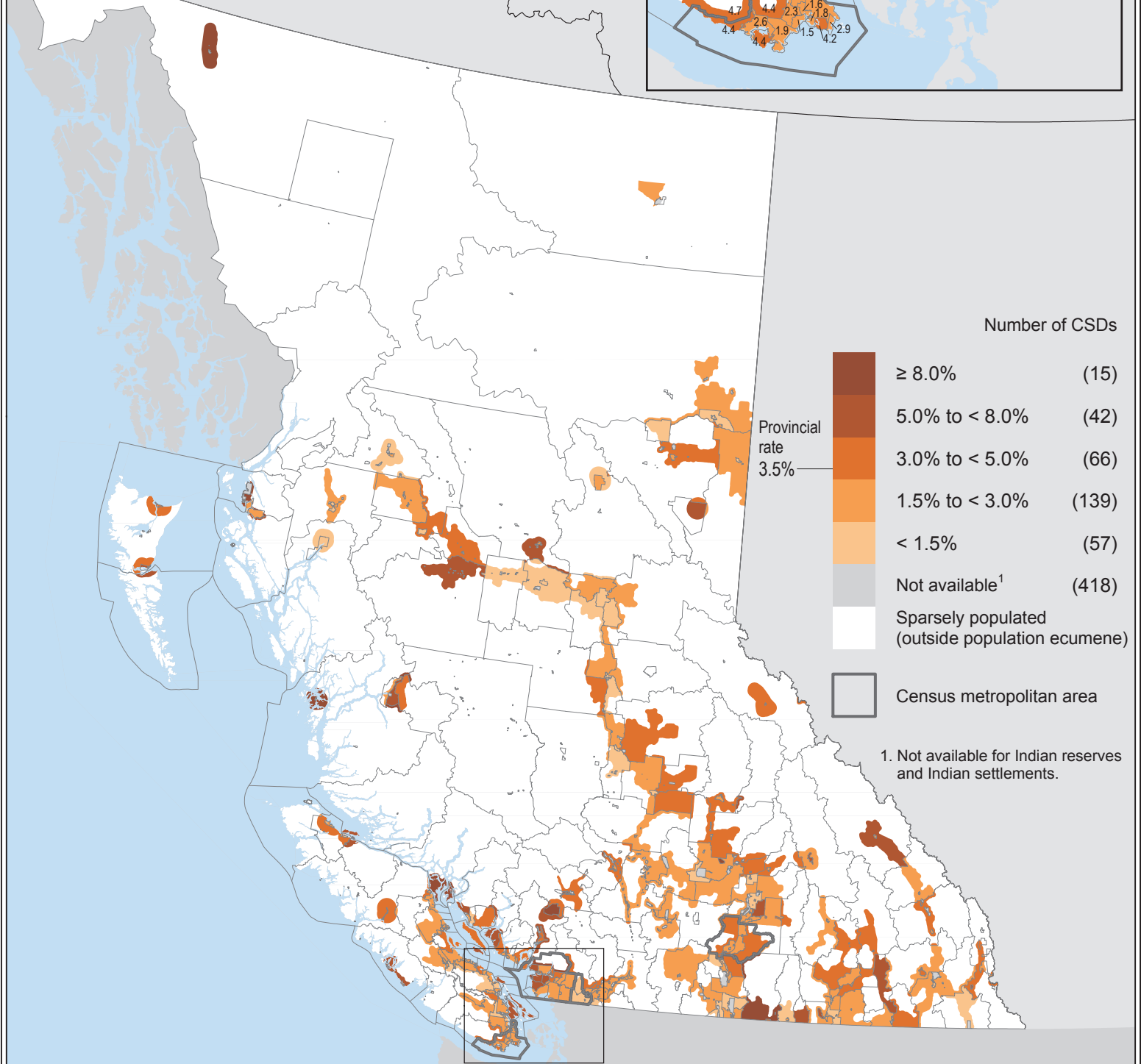
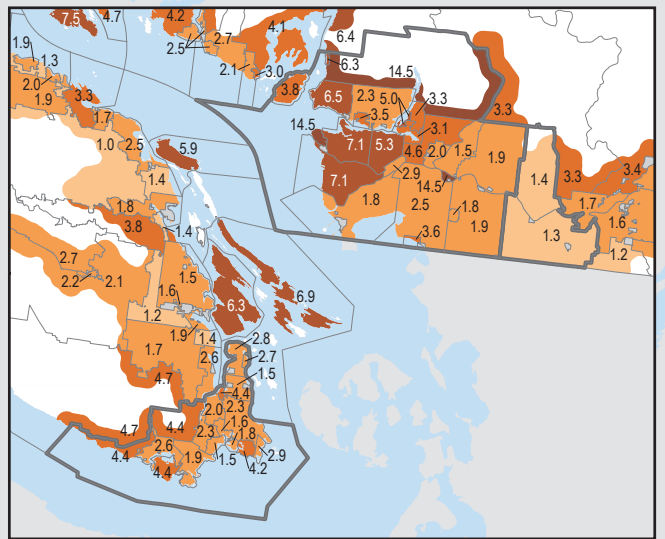
All rights reserved. Use of this publication is governed by the Statistics Canada [Open Licence Agreement](#).

An HTML version is also available.

Cette publication est aussi disponible en français.

British Columbia

Proportion of residential properties owned by non-residents, by census subdivision (CSD), 2017

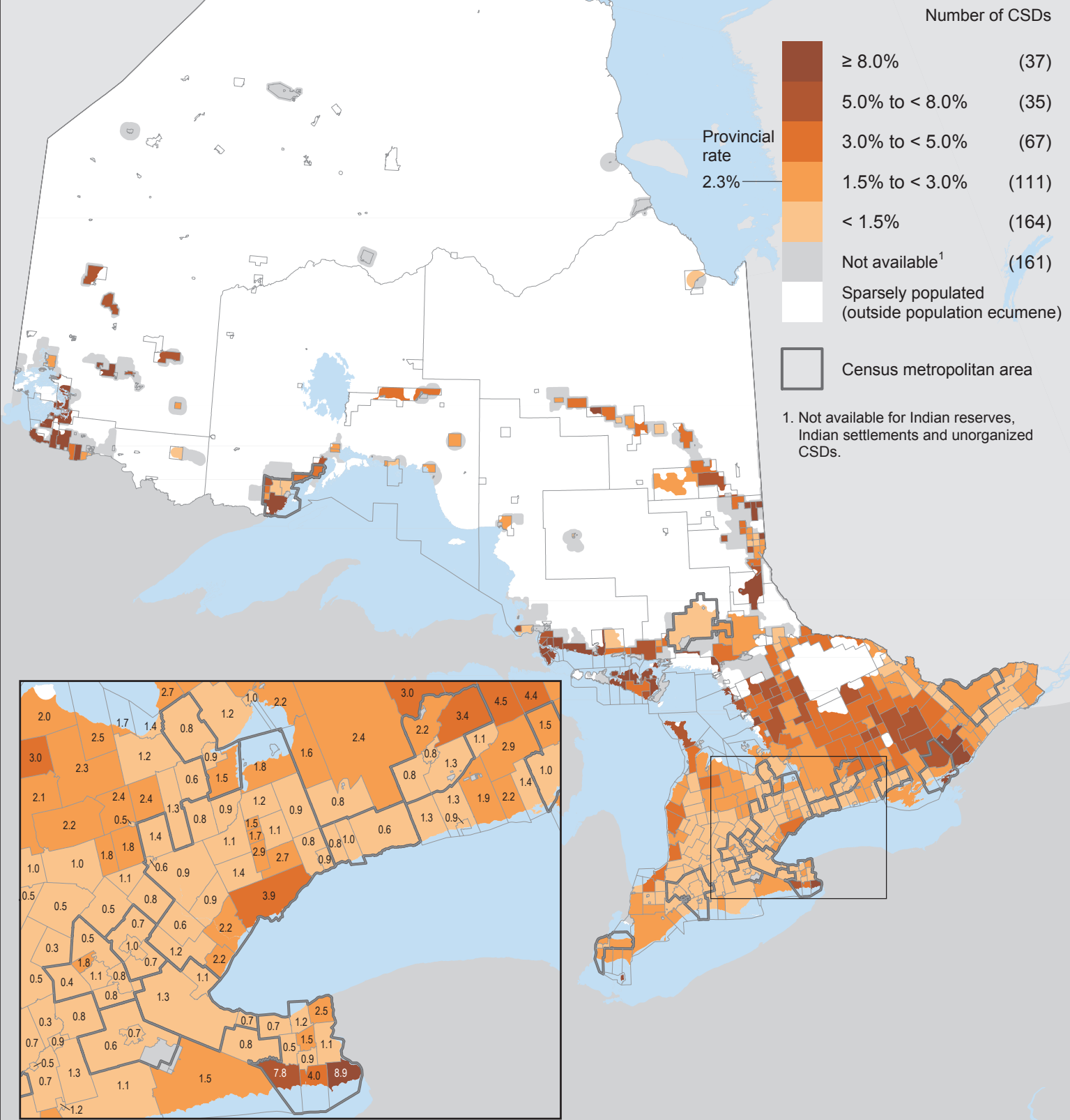


Note: In CSDs with sparsely populated area, the tones or colours covering the ecumene represent the rate of the entire CSD and not the rate of the coloured area.

Source: Statistics Canada, Canadian Housing Statistics Program, table 39-10-0049.

Ontario

Proportion of residential properties owned by non-residents, by census subdivision (CSD), 2017



Note: In CSDs with sparsely populated area, the tones or colours covering the ecumene represent the rate of the entire CSD and not the rate of the coloured area.

Source: Statistics Canada, Canadian Housing Statistics Program, table 39-10-0049.