

Canadian Housing Statistics Program

Thematic Maps

Release date: December 11, 2018

How to obtain more information

For information about this product or the wide range of services and data available from Statistics Canada, visit our website, www.statcan.gc.ca.

You can also contact us by

Email at STATCAN.infostats-infostats.STATCAN@canada.ca

Telephone, from Monday to Friday, 8:30 a.m. to 4:30 p.m., at the following numbers:

- Statistical Information Service 1-800-263-1136
- National telecommunications device for the hearing impaired 1-800-363-7629
- Fax line 1-514-283-9350

Depository Services Program

- Inquiries line 1-800-635-7943
- Fax line 1-800-565-7757

Standards of service to the public

Statistics Canada is committed to serving its clients in a prompt, reliable and courteous manner. To this end, Statistics Canada has developed standards of service that its employees observe. To obtain a copy of these service standards, please contact Statistics Canada toll-free at 1-800-263-1136. The service standards are also published on www.statcan.gc.ca under "Contact us" > "[Standards of service to the public](#)."

Note of appreciation

Canada owes the success of its statistical system to a long-standing partnership between Statistics Canada, the citizens of Canada, its businesses, governments and other institutions. Accurate and timely statistical information could not be produced without their continued co-operation and goodwill.

Published by authority of the Minister responsible for Statistics Canada

© Her Majesty the Queen in Right of Canada as represented by the Minister of Industry, 2018

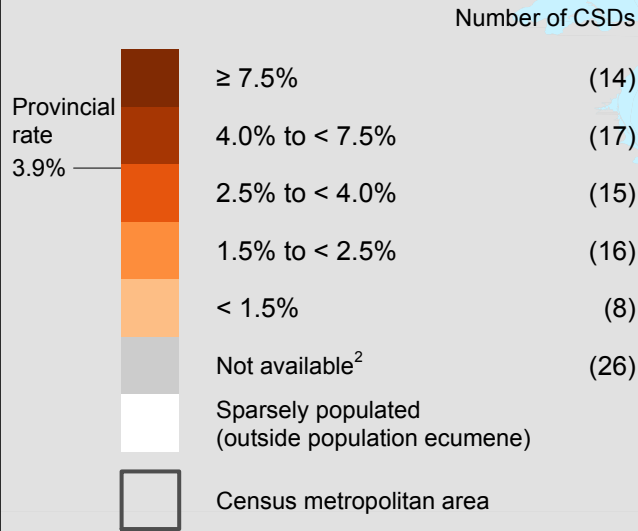
All rights reserved. Use of this publication is governed by the Statistics Canada [Open Licence Agreement](#).

An [HTML version](#) is also available.

Cette publication est aussi disponible en français.

Nova Scotia

Proportion of residential properties owned by non-residents¹, by census subdivision (CSD), 2018



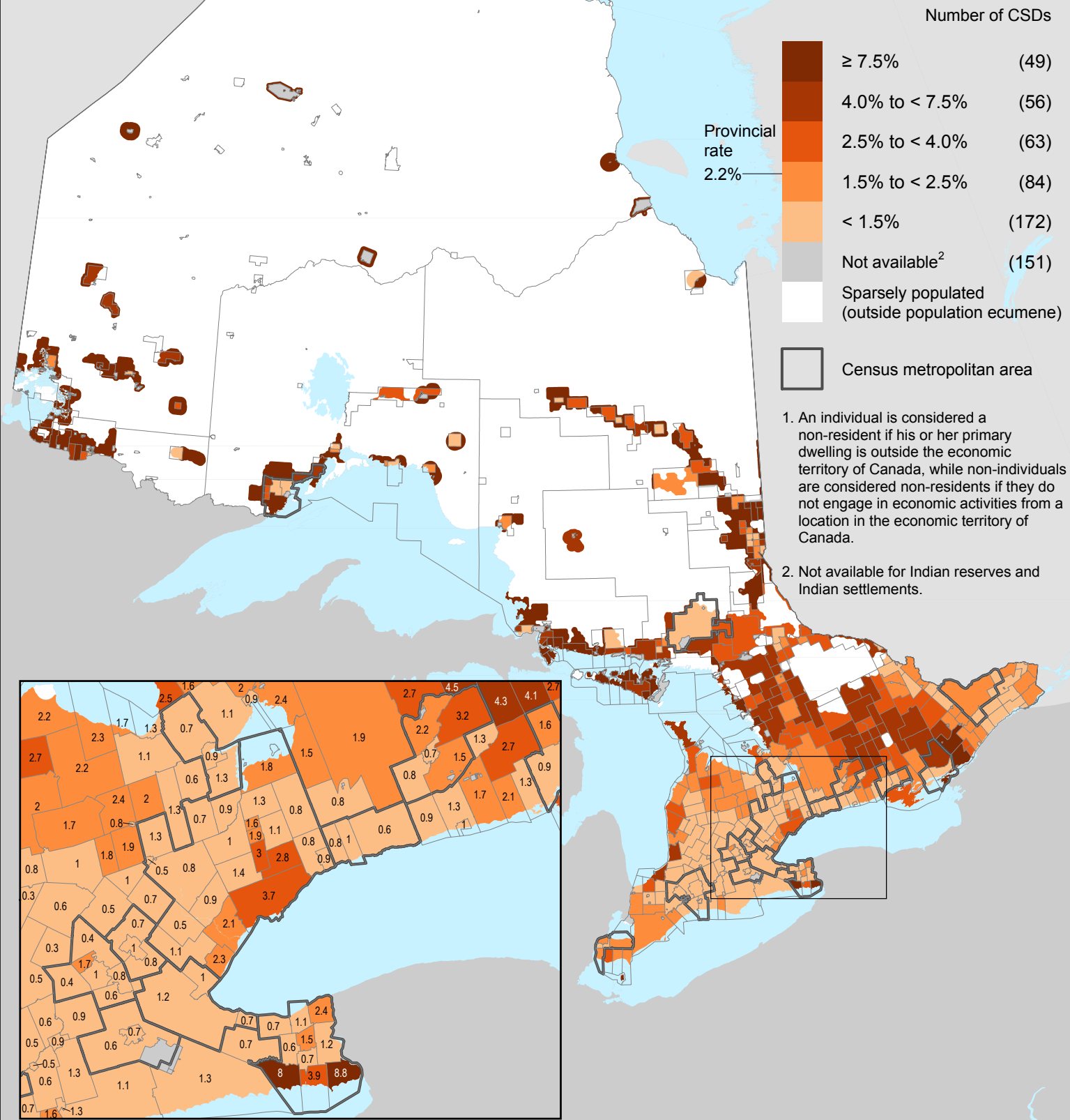
1. An individual is considered a non-resident if his or her primary dwelling is outside the economic territory of Canada, while non-individuals are considered non-residents if they do not engage in economic activities from a location in the economic territory of Canada.
2. Not available for Indian reserves and Indian settlements.

Note: In CSDs with sparsely populated area, the tones or colours covering the ecumene represent the rate of the entire CSD and not the rate of the coloured area.

Source: Statistics Canada, Canadian Housing Statistics Program, table 46-10-0018

Ontario

Proportion of residential properties owned by non-residents¹, by census subdivision (CSD), 2018

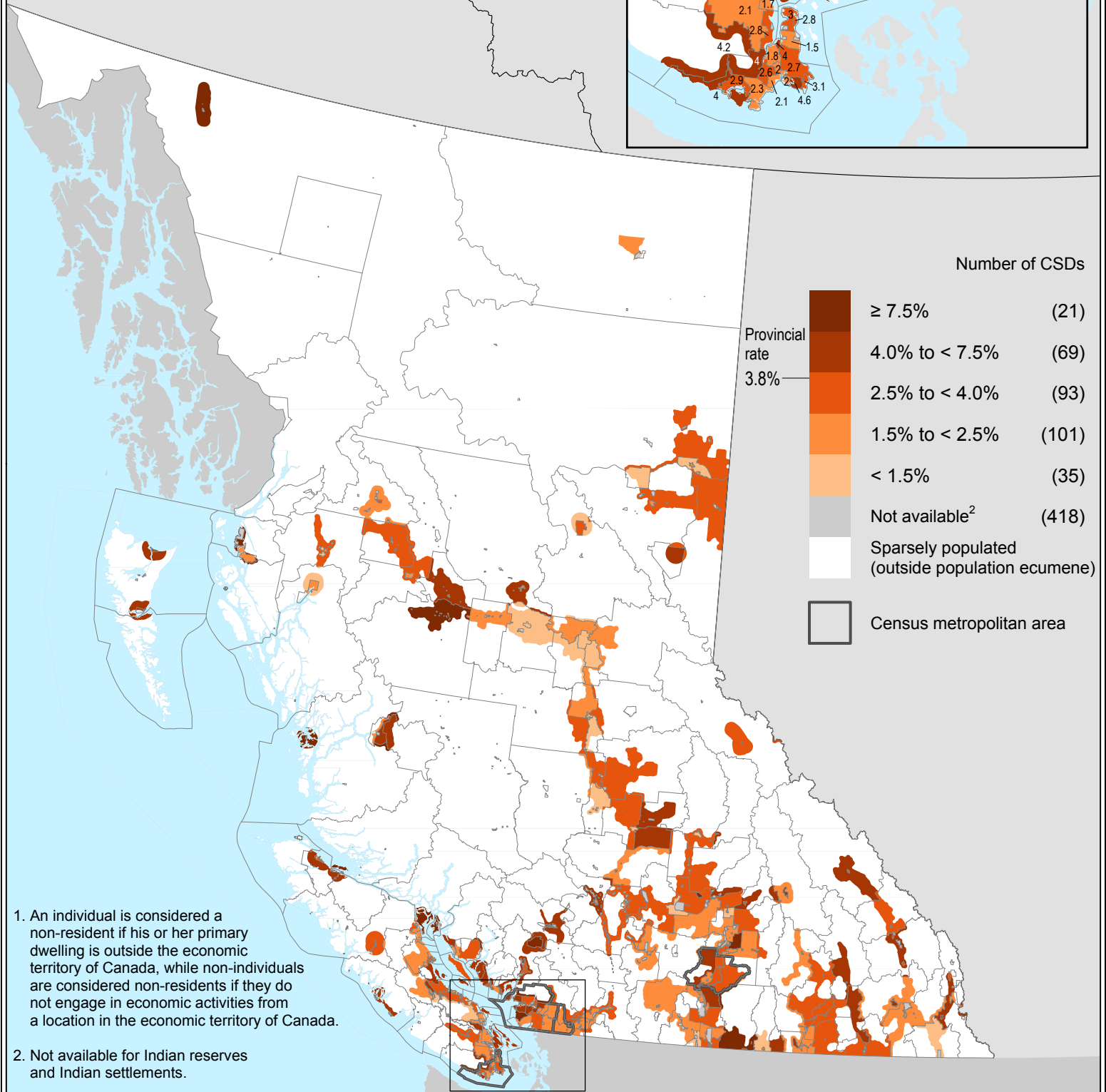
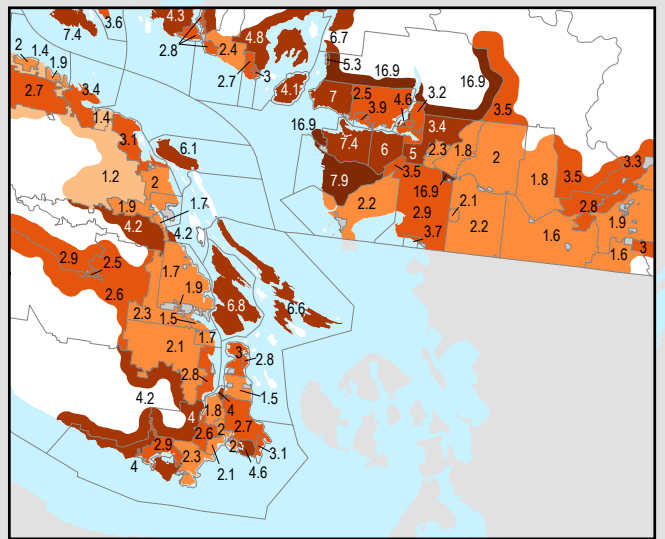


Note: In CSDs with sparsely populated area, the tones or colours covering the ecumene represent the rate of the entire CSD and not the rate of the coloured area.

Source: Statistics Canada, Canadian Housing Statistics Program, table 46-10-0018

British Columbia

Proportion of residential properties owned by non-residents¹, by census subdivision (CSD), 2018



Provincial rate	Number of CSDs
≥ 7.5%	(21)
4.0% to < 7.5%	(69)
3.8%	
2.5% to < 4.0%	(93)
1.5% to < 2.5%	(101)
< 1.5%	(35)
Not available ²	(418)
Sparsely populated (outside population ecumene)	
Census metropolitan area	

1. An individual is considered a non-resident if his or her primary dwelling is outside the economic territory of Canada, while non-individuals are considered non-residents if they do not engage in economic activities from a location in the economic territory of Canada.

2. Not available for Indian reserves and Indian settlements.

Note: In CSDs with sparsely populated area, the tones or colours covering the ecumene represent the rate of the entire CSD and not the rate of the coloured area.

Source: Statistics Canada, Canadian Housing Statistics Program, table 46-10-0018