


83F0005XPE
1999

c.3

REGISTERED NURSES DATABASE




SUPPLY AND DISTRIBUTION


OF REGISTERED NURSES IN

CANADA, 1999



Canadian Institute
for Health Information





Supply and Distribution of Registered Nurses in Canada, 1999

All rights reserved.

No part of this publication may be reproduced or transmitted in any form or by any means, electronic or mechanical, including photocopying, recording, or by any information storage and retrieval system now known or to be invented, without the prior permission in writing from the owner of the copyright, except by a reviewer who wishes to quote brief passages in connection with a review written for inclusion in a magazine, newspaper or broadcast.

Requests for permission should be addressed to:

Canadian Institute for Health Information
377 Dalhousie Street
Suite 200
Ottawa, Ontario
K1N 9N8

Telephone: (613)241-7860

Fax: (613)241-8120

<http://www.cihi.ca>

ISBN 1-896104-13-4

© 2000 Canadian Institute for Health Information

Cette publication est disponible en français sous titre « Nombre et répartition des infirmiers (ères) autorisés (ées) au Canada, 1999 » 1-896104-19-3

Supply and Distribution of Registered Nurses in Canada, 1999

Table of Contents

Preface	1
Introduction	3
Methodological Notes	4
Background	4
Data Sources and Collection	4
Data Quality	7
Data Definitions	8
Computations	13
Tabulations	14
Data Limitations	14
Products and Services	14
Descriptive Analysis: Supply and Distribution of Registered Nurses in Canada, 1999	16
Number of Registered Nurses	16
Gender	19
Place of Work	20
Primary Area of Responsibility	21
Position	23
Full-Time/Part-Time Status	24
Multiple Employment	25
International Migration	25
Educational Characteristics of Registered Nurses	27
Initial/Entry Education	27
Highest Education in Nursing	28
Other Nursing Education (Non-Degree)	29
Education in Other Than Nursing	30
Enrollment Data	30
Graduate Data	31
Place of Graduation	32
Analytical Focus: Age Characteristics of Registered Nurses, 1999	35
Age Group Breakdown	35
Gender—Age Breakdown	37
Entry/Initial Education—Age Breakdown	37
Area of Responsibility—Age Breakdown	38
Full-Time/Part-Time Status—Age Breakdown	39

Supply and Distribution of Registered Nurses in Canada, 1999

Table of Contents (cont'd)

Data Tables

Table 1.0	Registered Nurses by Sex and Province/Territory of Registration, Canada, 1999.....	43
Table 1.0a	Percentage Distribution of Registered Nurses by Sex and Province/Territory of Registration, Canada, 1999	43
Table 1.0b	Number of Registered Nurses per 10,000 Population by Province /Territory, Canada, 1999	43
Table 2.0	Registered Nurses in Canada by Age Group and Province/Territory of Registration, Canada, 1999.....	44
Table 2.0a	Percentage Distribution of Registered Nurses by Age Group and Province/Territory of Registration, Canada, 1999	44
Table 3.0	Registered Nurses by Employment Status, Age Group, and Province/Territory of Registration, Canada, 1999	45
Table 3.0	Registered Nurses by Employment Status, Age Group, and Province/Territory of Registration, Canada, 1999	46
Table 3.0	Registered Nurses by Employment Status, Age Group, and Province/Territory of Registration, Canada, 1999	47
Table 3.0a	Percentage Distribution of Registered Nurses by Employment Status, Age Group and Province/Territory of Registration, Canada, 1999.....	48
Table 3.0a	Percentage Distribution of Registered Nurses by Employment Status, Age Group and Province/Territory of Registration, Canada, 1999.....	49
Table 4.0	Registered Nurses by Full-Time/Part-Time Status and Province/Territory of Registration, Canada, 1999	50
Table 4.0a	Percentage Distribution of Registered Nurses by Employment Status, Age Group and Province/Territory of Registration, Canada, 1999.....	50
Table 5.0	Registered Nurses by Full-Time/Part-Time Status, Multiple Employment, and Province/Territory of Registration, Canada, 1999	51
Table 5.0a	Percentage Distribution of Registered Nurses Full-Time/Part-Time Status, Multiple Employment, and Province/Territory of Registration, Canada, 1999.....	51
Table 6.0	Registered Nurses Employed in Nursing by Full-Time/Part-Time Status, Highest Level of Education in Nursing, and Province/Territory of Registration, Canada, 1999.....	52
Table 6.0a	Full-Time/Part-Time Status, Highest Level of Education in Nursing and Province/Territory of Registration, Canada, 1999	52

Supply and Distribution of Registered Nurses in Canada, 1999

Table of Contents (cont'd)

Table 7.0	Registered Nurses Employed in Nursing by Place of Employment and Province/Territory of Registration, Canada, 1999	53
Table 7.0a	Percentage Distribution of Registered Nurses by Place of Employment and Province/Territory, Canada, 1999	53
Table 7.0b	Registered Nurses in Nursing by Gender, Place of Employment and Province /Territory, Canada, 1999	54
Table 8.0	Registered Nurses Employed in Nursing by Place of Employment, Age Group, and Province/Territory of Registration, Canada, 1999	55
Table 8.0	Registered Nurses Employed in Nursing by Place of Employment, Age Group, and Province/Territory of Registration, Canada, 1999.....	56
Table 8.0	Registered Nurses Employed in Nursing by Place of Employment, Age Group, and Province/Territory of Registration, Canada, 1999	57
Table 8.0	Registered Nurses Employed in Nursing by Place of Employment, Age Group, and Province/Territory of Registration, Canada, 1999	58
Table 8.0a	Percentage Distribution of Registered Nurses Employed in Nursing by Place of Employment, Age Group, and Province/Territory of Registration Canada, 1999.....	59
Table 8.0a	Percentage Distribution of Registered Nurses Employed in Nursing by Place of Employment, Age Group, and Province/Territory of Registration, Canada, 1999.....	60
Table 8.0a	Percentage Distribution of Registered Nurses Employed in Nursing by Place of Employment, Age Group, and Province/Territory of Registration, Canada, 1999.....	61
Table 8.0a	Percentage Distribution of Registered Nurses Employed in Nursing by Place of Employment, Age Group, and Province/Territory of Registration, Canada, 1999.....	62
Table 9.0	Registered Nurses Employed in Nursing by Place of Employment, Full-Time/Part-Time Status, and Province/Territory of Registration, Canada, 1999.....	63
Table 9.0a	Percentage Distribution of Registered Nurses Employed in Nursing by Place of Employment, Full-Time/Part-Time Status, and Province/Territory of Registration, Canada, 1999	64
Table 10.0	Registered Nurses Employed in Nursing by Place of Employment, Full-Time/Part-Time Status, Multiple Employment, and Province/Territory of Registration, Canada, 1999.....	65

Supply and Distribution of Registered Nurses in Canada, 1999

Table of Contents (cont'd)

Table 10.0a	Registered Nurses Employed in Nursing in Hospitals by Full-Time/Part-Time Status, Multiple Employment, and Province/Territory of Registration, Canada, 1999.....	66
Table 10.0b	Registered Nurses Employed in Nursing in Nursing Homes by Full-Time/Part-Time Status, Multiple Employment, and Province/Territory of Registration, Canada, 1999.....	66
Table 10.0c	Registered Nurses Employed in Nursing in Home Care by Full-Time/Part-Time Status, Multiple Employment, and Province/Territory of Registration, Canada, 1999.....	67
Table 10.0d	Registered Nurses Employed in Nursing in Community Health by Full-Time/Part-Time Status, Multiple Employment, and Province/Territory of Registration, Canada, 1999	67
Table 10.0e	Registered Nurses Employed in Nursing in Other Places of Employment by Full-Time/Part-Time Status, Multiple Employment, and Province/Territory of Registration, Canada, 1999	68
Table 10.0f	Registered Nurses Employed in Nursing but Not Stating Location of Employment by Full-Time/Part-Time Status, Multiple Employment, and Province/Territory of Registration, Canada, 1999	68
Table 11.0	Registered Nurses Employed in Nursing by Area of Responsibility and Province/Territory of Registration, Canada, 1999	69
Table 11.0a	Percentage Distribution of Registered Nurses Employed in Nursing by Area of Responsibility and Province/Territory of Registration, Canada, 1999	70
Table 12.0	Registered Nurses Employed in Nursing by Area of Responsibility, Highest Level of Education in Nursing, and Province/Territory of Registration, Canada, 1999.....	71
Table 12.0a	Percentage Distribution of Registered Nurses by Area of Responsibility, Highest Level of Education in Nursing, and Province/Territory of Registration, Canada, 1999.....	72
Table 13.0	Registered Nurses Employed in Nursing by Area of Responsibility, Non-Degree Nursing Education, and Province/Territory of Registration, Canada, 1999.....	73
Table 13.0a	Percentage Distribution of Registered Nurses by Area of Responsibility, Non-Degree Nursing Education, and Province/Territory of Registration, Canada, 1999.....	74
Table 14.0	Registered Nurses Employed in Nursing by Position and Province/Territory of Registration, Canada, 1999	75

Supply and Distribution of Registered Nurses in Canada, 1999

Table of Contents (cont'd)

Table 14.0a	Percentage Distribution of Registered Nurses by Position, and Province/Territory of Registration, Canada, 1999	76
Table 15.0	Registered Nurses Employed in Nursing by Position, Age Group, and Province/Territory of Registration, Canada, 1999	77
Table 15.0	Registered Nurses Employed in Nursing by Position, Age Group, and Province/Territory of Registration, Canada, 1999	78
Table 15.0	Registered Nurses Employed in Nursing by Position, Age Group, and Province/Territory of Registration, Canada, 1999	79
Table 15.0	Registered Nurses Employed in Nursing by Position, Age Group, and Province/Territory of Registration, Canada, 1999	80
Table 15.0	Registered Nurses Employed in Nursing by Position, Age Group, and Province/Territory of Registration, Canada, 1999	81
Table 15.0	Registered Nurses Employed in Nursing by Position, Age Group, and Province/Territory of Registration, Canada, 1999	82
Table 15.0	Registered Nurses Employed in Nursing by Position, Age Group, and Province/Territory of Registration, Canada, 1999	83
Table 16.0	Registered Nurses Employed in Nursing by Position, Full-Time/Part-Time Status, and Province/Territory of Registration, Canada, 1999.....	84
Table 16.0	Registered Nurses Employed in Nursing by Position, Full-Time/Part-Time Status, and Province/Territory of Registration, Canada, 1999.....	85
Table 16.0	Registered Nurses Employed in Nursing by Position, Full-Time/Part-Time Status, and Province/Territory of Registration, Canada, 1999.....	86
Table 17.0	Registered Nurses by Highest Level of Education in Nursing and Province/Territory of Registration, Canada, 1999	87
Table 17.0a	Percentage Distribution of Registered Nurses by Highest Level of Education in Nursing and Province/Territory of Registration, Canada, 1999.....	87
Table 18.0	Registered Nurses by Highest Level of Education in Nursing, Age Group, and Province/Territory of Registration, Canada, 1999	88
Table 18.0	Registered Nurses by Highest Level of Education in Nursing, Age Group, and Province/Territory of Registration, Canada, 1999	89
Table 18.0	Registered Nurses by Highest Level of Education in Nursing, Age Group, and Province/Territory of Registration, Canada, 1999	90
Table 19.0	Registered Nurses in Canada by Employment Status, Highest Level of Education in Nursing, and Province/Territory of Registration, Canada, 1999.....	91

Supply and Distribution of Registered Nurses in Canada, 1999

Table of Contents (cont'd)

Table 19.0a	Percentage Distribution of Registered Nurses in Canada by Employment Status, Highest Level of Education in Nursing, and Province/Territory of Registration, Canada, 1999.....	92
Table 20.0	Registered Nurses in Canada by Employment Status, Education in other than Nursing, and Province/Territory of Registration, Canada, 1999.....	93
Table 20.0a	Percentage Distribution of Registered Nurses in Canada by Employment Status, Education in other than Nursing, and Province/Territory of Registration, Canada, 1999.....	94

Appendices

Appendix A—Population Estimates	A-1
Appendix B—Registration Forms.....	B-1
Appendix C—Provincial/Territorial Registered Nurses Regulatory Authorities Contact Information	C-1

Preface

Information about registered nurses has been collected in Canada for more than twenty years. These data play an important role in planning nursing services, health care delivery, and developing policy. Collecting, editing and analyzing data required to provide a national perspective on nurses and nursing is a major initiative requiring the collaboration of several key stakeholders including the Regulating Authorities for registered nurses (RNs) within each province/territory, the Canadian Institute for Health Information (CIHI), Statistics Canada and the Canadian Nurses Association (CNA).

The previous Registered Nurses Database (RNDB) publication series, produced by Statistics Canada, was titled, *Revised Registered Nurses Data Series* (1980 to 1988) and *Registered Nurses Management Data* (1989 to 1998). In 1999, CIHI assumed responsibility for producing the annual publication, now titled, *Supply and Distribution of Registered Nurses in Canada*, and for all data management and dissemination from the RNDB, dating back to 1980.



Introduction

Since the 1980s, the Registered Nurses Database (RNDB) has been used by the federal and provincial governments, nursing stakeholder groups, and various private organizations and researchers as a data source on the supply and distribution of registered nurses in Canada.

The RNDB is useful for nursing resource planning because it captures data on almost all nurses in Canada, and because the longevity of the data series provides a useful historical perspective of nursing supply and distribution. Ideally, information found in RNDB should be used in conjunction with data on the workload levels of RNs. Despite the existence of such systems for physicians in Canada, there is no comprehensive, national system to monitor RN workload.

The focus of *Supply and Distribution of Registered Nurses in Canada, 1999* is to provide summary and detailed tables reflecting the status of RNs in 1999. *Supply and Distribution of Registered Nurses in Canada, 1999* offers detailed and summary tables on RN demographics and practice information. In addition, this publication includes:

- a summary descriptive analysis of 1999 RN data;
- selected historical information offering a contextual perspective on 1999 RN supply and distribution;
- easy to understand summary figures and tables;
- education statistics; and
- a special analytical focus section: RN demographic and practice characteristics by age.

Comprehensive historical data are available through special request, on a cost recovery basis. Previous printed publications produced from RNDB, by Statistics Canada from RNDB are no longer available.

Any questions regarding the publication or RNDB should be directed to:

Senior Analyst, RNDB
Health Human Resources, CIHI
377 Dalhousie Street, Suite 200
Ottawa, ON
K1N 9N8

Tel: 613-241-7860
Fax: 613-241-8120
e-mail: rndb@cihi.ca.

Or visit us at www.cihi.ca

Methodological Notes

Background

The Registered Nurses Database (RNDB) contains information on registered nurses in Canada from 1980 to the present and is maintained by the Canadian Institute for Health Information (CIHI).

Data presented in this annual publication on RNs in Canada include, age and sex, basic and post-basic nursing education, year and province of graduation, post-basic education in other than nursing, employment status, full-time/part-time status, location of employment, location of residence, type of employer, primary area of responsibility and position of employment.

Data Sources and Collection

Data presented in this publication are derived primarily from the RNDB, however supplemental data series such as education data from the Canadian Nurses Association (CNA), Labour Force Survey and Population Data from Statistics Canada, and United States and Canadian Immigration Data are also presented.

RNDB Data

The collection of registered nursing data are governed by a Core Data Agreement. Nursing registrars and stakeholders (CIHI), Statistics Canada, and the CNA meet approximately every three years to consider changes to data elements collected.

The provincial/territorial regulating authorities (PTRAs) are responsible for data collection, which occurs during the annual registration process. The data are electronically captured from the registration forms by the PTRAs, who then send the data files to CIHI.

Once the data files are received by CIHI, all records are processed using established edit checks, and an exception report is produced. This report identifies where the coding values do not match the expected standards or pass specific logical edits. CIHI and the provincial/territorial-nursing registrar who submitted the data review all deviations from the coding standards. The data are either corrected, when possible, or changed to the appropriate default value.

Responsibility for the RNDB was transferred from Statistics Canada to CIHI for the 1996 data year. At this time, CIHI assumed the data collection and processing responsibilities for the Registered Nurses Survey, although the annual publication was still produced by Statistics Canada. The Statistics Canada publication series was titled, *Revised Registered Nurses Data Series* (1980 to 1988) and *Registered Nurses Management Data* (1989 to 1998). In 1999, CIHI assumed the additional responsibility of producing the annual publication, now titled *Supply and Distribution of Registered Nurses in Canada*, and for all data management and dissemination back to 1980. As registration is mandatory, and by definition, a RN must be registered to practice, it is theoretically possible to count all RNs in Canada.

As the registration renewal dates vary across the provinces/territories, a collection methodology was developed to optimize the completeness of coverage and the timeliness of the data.

In the late 1980s, core data agreements required regulating authorities to submit data when they expected to have 95% of the registrations. This requirement evolved into a fixed date. For the years, 1980 to 1993 data were derived from the first four months of each PTR's registration year. From 1994 to the present year, data are derived from the first six months of each PTR's registration year.

The result of this collection strategy is that RNDB systematically undercounts the number of RNs in Canada, as data are only obtained for those who register within the first six months. RNs who register after this date are not counted in that particular registration year. This has minimal affect on long-term trends, but may have an adverse effect on short-term trends and inter-provincial comparisons. Counts in RNDB will differ from existing provincial/territorial data sources; however, the difference is less than five percent provincially.

All files are maintained on a network database (SQL) system that is used for producing standard reports, ad-hoc queries and special projects.

Canadian Nurses Association Education Data

Data on the number of people enrolled in nursing education/training programs and the number of graduates from these programs were provided by the CNA. The CNA annually surveys all relevant institutions via questionnaire. RNs have traditionally received their educational qualifications via two pathways: a three-year diploma program at a community college or a four-year Baccalaureate of Science in Nursing (BScN) Program offered through a university. In addition, RNs with diplomas may enter a specialized two-year BScN program to upgrade their education. Post-diploma BScN entrants/graduates are not included in the CNA counts provided because they are already qualified RNs. Since the early 1980's the CNA and eventually all provinces and territories adopted a policy to require a BScN for entry to practice.

Both admission and graduation data have limitations and should be viewed with caution. Inconsistent reporting and lack of follow-up have hampered the accuracy of the admission data. The value of graduate data are limited by non-reporting by institutions and lack of disclosure of these non-reporting institutions makes it impossible to determine the level of underreporting.

Population Data

All population data used in this publication are from the Demography Division, Statistics Canada and their various publications. Population estimates for January 1 of a following year are obtained by CIHI when the figures are released by Statistics Canada at the end of March of the same year (i.e. 1999 population figures actually represent estimates for January 1, 2000). Appropriate revisions to population data are done on an annual basis by CIHI upon publication of the most recent years' RNDB data. All population sources are noted on the tables. See Appendix A for population data used to generate RN/population ratios.

Note to Readers: Statistics Canada information is used with the permission of the Minister of Industry, as Minister responsible for Statistics Canada. Information on the availability of the wide range of data from the Statistics Canada can be obtained from Statistics Canada's Regional Offices, its World Wide Web site at <http://www.statcan.ca>, and its toll-free access number 1-800-263-1136.

Canadian Labour Force Survey (LFS)

The Canadian Labour Force Survey (LFS) is a household survey carried out monthly by Statistics Canada, and is representative of the Canadian non-institutional population 15 years of age and older. The survey coverage excludes residents of long-term care health facilities (more than six months), members of the Canadian armed forces, persons living on Indian Reserves and those in the Northwest Territories and the Yukon. The survey uses a reference week concept to measure labour market activity, and the reference week is typically the week containing the fifteenth day of the month. More information on the LFS can be found at <http://www.statcan.ca/english/IPS/Data/71-543-GIE.htm>. The LFS data in this publication is an annual average of 12 months of data.

Canadian Immigration Data

Counts of RNs who have entered Canada as landed immigrants are obtained from Citizenship and Immigration Canada. Landed immigrants can enter with prearranged employment (which means employment has been prearranged for them through Citizenship and Immigration) or without prearranged employment. RNs entering without prearranged employment by Citizenship and Immigration may or may not have employment opportunities already established.

U.S.A. Immigration Data

The number of RNs whose last country of permanent residence was Canada, and who have been granted permanent residence status in the U.S.A. are supplied by the U.S.A. Immigration Service. The year the RN obtained permanent residence status is not necessarily the same year in which the RN moved to the U.S.A. The RN may have been in the U.S.A. for numerous years before they requested, and were granted, permanent resident status.

Data Quality

In 1999, CIHI developed a data quality framework that will be implemented with all databases at CIHI. The new framework was piloted with 1996 to 1999 data from the RNDB. A summary of the key findings is included in the methodological notes of this publication. For the detailed report on the status of the data quality of the RNDB, including the edit routines and response rates, please contact the Senior Analyst, RNDB.

File Submission

From 1980 to 1995, PTRAs submitted raw data along with file layouts to Statistics Canada who then mapped provincial/territorial values to the national standard. In 1996, each PTRAs has required to submit their data according to the CIHI *Registered Nurses System Data Dictionary and Data Submission Specifications*. A copy of available 1999 registration forms can be found in Appendix B. For provincial/territorial regulatory requirements please contact the jurisdiction of interest. Contact information is available in Appendix C.

Validation and Processing of the Provincial Nursing Files

Once the data file is received by CIHI, all records are processed using established edit checks and an exception report is produced. This report identifies where the coding values do not match the expected standards (i.e. codes that fail to meet the file submission specifications outlined in the *Registered Nurses System Data Dictionary and Data Submission Specifications*), or pass logical edits. An example of a logical edit would be a check to ensure the year of birth of a RN is not greater than their year of graduation. All deviations from the coding standards are reviewed by CIHI and the provincial/territorial nursing registrar who submitted the data. The data are either corrected, when possible, or changed to the appropriate default value. It is possible for a registered nurse to be registered in more than one province or territory. In order to improve the accuracy of the counts, CIHI also edits the data to ensure each RN is represented only once in the database.

Flagging and Removal of Interprovincial Duplicates

Information collected in the Survey of RNs is obtained through the registration process in each of the ten provinces, the Yukon and the Northwest Territories. Because RNs can register in more than one province/territory, it becomes necessary to remove these interprovincial duplicates to provide a more accurate picture of the actual number of nurses registered in Canada.

In order to solve the problem of duplicate registrations, it was decided to restrict the information collection period to the first six months of each province's registration year. Although such a process does not cause significant loss of registrations, as most registrations do occur in the initial months of the year, it does reduce the number of duplicate registrations arising from the height of interprovincial migration occurring during the summer.

Nevertheless, duplicate registrations resulting from RNs habitually maintaining registration in more than one province/territory do remain. The bulk of these were removed by accepting as main records only those registrations which met the following conditions:

- (1) for RNs employed in nursing, accept the record whose Province of Employment was identical to its Province of Registration; if Province of Employment was not stated, accept the record whose Province of Residence was identical to its Province of Registration; or
- (2) for RNs not employed in nursing, or whose Activity Status was not stated on the registration form, accept the record whose Province of Residence was identical to its Province of Registration; if Province of Residence was not stated, accept the record whose Province of Employment, if known, was identical to its Province of Registration.

Such a method for eliminating interprovincial duplicates does introduce certain errors.

- (1) A RN lives and registers in one province at the beginning of the year and, one to three months later, moves to and registers in another province; this obvious duplicate will not be detected.
- (2) A RN, not working in nursing, is registered in a province other than his/her province of residence; this registration will be identified erroneously as a duplicate.
- (3) A RN working for the Department of National Defence or for Health Canada is employed in a province other than his/her province of registration; this registration will be erroneously flagged as a duplicate. These two federal departments only require that their nursing employees be currently registered in Canada, although not necessarily in their province of employment.

The methodology for removal of interprovincial duplicates has remained relatively consistent over the years. However, methodological enhancements were undertaken in 1996 in order to gain more information on RNs not working in nursing and RNs employed and residing outside of Canada. For this reason, it is only appropriate to compare data prior to 1996 and data from 1996 to the present, in terms of RNs employed in nursing. A complete description of the methodologies use to eliminate interprovincial duplicates is available from the Senior Analyst, RNDB.

Data Definitions

Each of the data elements listed corresponds to a field on the registered nurse record. Only data elements utilised in tabulations in *Supply and Distribution of Registered Nurses in Canada, 1999* are described below. For a complete list of data elements present in RNDB and the data dictionary please contact the Senior Analyst, RNDB.

Data Year

Refers to data year. RNs register in the present year (reference year) to work in the following year (data year).

Province of Registration

The province in which a RNs is licensed to practice nursing.
Statistics Canada province/country codes are used.

Registration Number

A serial number that is unique to a particular RN but only within a particular province of registration.

Sex

Male, Female and Not Stated are submitted to CIHI. All unknown records are converted to Female status in editing process.

Year of Birth

Four-digit year of birth.

Actual Age

Generated from *Year of Birth*. If Year of Birth is valid then Actual Age = Data Year – Year of Birth.

Entry/Initial Nursing Education

Basic education program used to prepare a RN for entry into practice, leading to initial registration/licensure as a RN. Accepted responses are:

Diploma in nursing
Bachelor's degree in nursing
Master's degree in nursing
Not Stated

All not stated records are converted to *Diploma in nursing* status in the editing process.

Province/Country of Graduation

Province/territory/country in which initial/entry nursing education was completed.
Statistics Canada province/country codes are used.

Other Education in Nursing—Non-Degree

Nursing education of at least 300 hours, other than entry/initial nursing education, which resulted in a non-degree certificate or diploma. Accepted responses are:

No
Yes
Not stated

Other Education in Nursing—Degree

Highest education achieved in degree nursing education other than entry/initial nursing education. Accepted responses are:

Bachelor's degree in nursing
Master's degree in nursing
Doctorate in nursing
None
Not stated

Highest Education in Nursing

Generated from *Entry/Initial Nursing education* and *Other Nursing Education—Degree*. Accepted responses are:

Diploma in nursing
Bachelor's degree in nursing
Master's degree in nursing
Doctorate in nursing

Education in Other Than Nursing

Highest education achieved in a subject/field other than nursing. Accepted responses are:

Bachelor's degree
Master's degree
Doctorate
None
Not stated

Employment Status

Current employment in a field(s) directly related to nursing practice: direct care, administration, education or research. Reflects employment status as of time registrant is completing form or at time registration comes into effect. Accepted responses are:

Employed in Nursing—Regular Basis

Reflects employment schedule that guarantees a fixed number of hours of work per pay period. May be defined by the employer as full-time or part-time, but reflects permanent employment even though it may be time limited.

Employed in Nursing—Casual Basis

Reflects employment that does not guarantee a fixed number of hours of work per pay period.

Employed in other than nursing seeking employment in nursing

Employed in other than nursing not seeking employment in nursing

Not employed and seeking employment in nursing

Not employed and not seeking employment in nursing

Not stated

Multiple Employment

Currently employed as a RN by more than one agency. Accepted responses are:

No

Yes

Not stated

Full-time/Part-time Status

Status is self-reported and based on hiring practices of employer and/or union contract.

Based on primary employer. Accepted responses are:

Full-time: Employed for a fixed number of hours per pay period that equal full-time hours.

Part-time: Employed for a fixed or flexible number of hours per pay period that usually do not equal or exceed full-time hours.

Not stated

Province/Country of Employment

Province/territory or country of primary employment. Statistics Canada province/country codes are used.

Place of Work

Primary place of employment. Based on primary employer. Accepted responses are:

General Hospital (maternal/paediatric, psychiatric)

Mental health centre

Nursing station (outpost/nurse clinic)

Rehabilitation/convalescent centre

Nursing home

Home care

Community health agency

Business—industry occupational health

Private nursing agency/private duty

Self-employed

Physician's office/family practice unit

Educational institution

Association/government

Other (specify)

Not stated

Primary Area of Responsibility

Within agency/facility of primary employment, the major focus of activities related to RNs. Four primary nursing practice areas (direct care, administration, education, and research). Accepted responses are:

Direct Care

- Medical/Surgical
- Psychiatric/mental health
- Paediatric
- Maternal/newborn
- Geriatric/long term
- Critical care (burn)
- Community health
- Ambulatory care
- Home Care
- Occupational health
- Operating room
- Emergency room
- Nursing in several clinical areas
- Oncology
- Rehabilitation
- Other patient care

Administration

- Nursing service
- Nursing education
- Other administration

Education

- Teaching—students
- Teaching—employees
- Teaching—patients/clients
- Other—education

Research

- Nursing research only
- Other research

Not stated

Position

Current assigned role at primary place of employment as per title/job description.

Accepted responses are:

Chief nursing officer/director
Assistant/associate director
Supervisor/coordinator
Clinical nurse specialist
Head nurse/unit manager
Staff nurse/community health nurse
Office/occupational health nurse
Instructor/professor
Researcher
Consultant
Other
Not stated

Province/Country of Residence

Province/territory or country of primary residence. Statistics Canada province/country codes are used.

Computations*Counts*

All counts, unless otherwise noted, are based on RNs employed in nursing. These figures represent the supply of RNs registering to practise within the given year. While the collection period represents the first six months of each jurisdiction's registration period, the majority of RNs register within this time period (greater than 95% in 1999). The counts exclude Registered Psychiatric Nurses (RPNs) who are required to register with Registered Psychiatric Nurses Associations in the provinces of Manitoba, Saskatchewan, Alberta, and British Columbia.

Registered Nurses/Population Ratios

RNs/population ratios are computed for each province. The numerator is the number of RNs employed in nursing in a province and the denominator is the number of people in the province. Population data are updated annually based on general population estimates from Statistics Canada. All ratios are per 10,000 population.

Tabulations

In order to comply with CIHI's Privacy and Confidentiality guidelines, outlined in *Privacy and Confidentiality of Health Information at CIHI: Principles and policies for the protection of health information* (<http://www.cihi.ca/weare/pcsd/doc.htm>) cells with counts less than five were suppressed. The following footnotes are included in tables where data suppression was necessary:

- * Amount too small to be expressed.
- ** Amount suppressed to ensure confidentiality.

Data Limitations

Users of this RNDB data should be aware that a comprehensive data quality review of RNDB data from 1980 to 1998 has not yet been completed. As such, historical comparisons should be completed with caution, especially with respect data involving employment status other than employed in nursing. The majority of tabulations in this publication reference RNs employed in nursing.

It is important to note that there are advantages and disadvantages to using RNDB data for registered nursing resource planning. The data provide information on the level of registered nursing supply in Canada (primarily RNs employed in nursing) but provide no indication of the level of activity or workload.

The limitations influencing the RNDB are common to most administrative databases. Administrative data are collected for administrative, not research purposes. The level of accuracy and completeness necessary to meet financial and administrative requirements of a registry can be considerably less stringent than that necessary for research. Nevertheless, improvements in data collection systems and the acknowledgement by jurisdictions of the need for quality data on which to guide health human resource planning has lead to improvements in data as it is captured at source. In addition, the following limitations influence the accuracy of the data in the RNDB: difficulty in mapping of variables on provincial forms to national standards; changes to registration forms which degrade the ability of jurisdictions to meet national reporting specifications; differences in registration periods across the provinces; the lack of a unique nurse identifier; and lack of geographical information (ie. postal code) on registered nurse place of work.

Products and Services

There are three types of products that are generated from the RNDB—ad hoc requests, publications and special projects. Ad hoc requests are generally short queries that do not require major programming resources. Most ad hoc requests can be handled through standard reports that are generated annually. *Supply and Distribution of Registered Nurses in Canada, 1999* is the first in an annual series produced by CIHI. Special projects require project planning and the commitment of extra resources.

For costs associated with these products and services, please contact:

Senior Analyst, RNDB
Health Human Resources, CIHI
Tel: 613-241-7860
Fax: 613-241-8120

e-mail: rndb@cihi.ca

Or visit us at www.cihi.ca.

Descriptive Analysis: Supply and Distribution of Registered Nurses in Canada, 1999

Number of Registered Nurses

The number of RNs in Canada has remained stable over the past four years, but has declined when compared to 1994 statistics. In 1999, there were 256,544 RNs in Canada, an increase of 0.6% from 1998 figures. Of those 256,544 RNs, 89.1% (228,450) were employed in nursing, 2.1% (5,390) were employed in other than nursing, and 3.4% (8,816) were unemployed. The remaining 5.4% did not state their employment status. Table 1 indicates the number of RNs employed in nursing and the number of RNs per 10,000 population by province/territory for 1994 to 1999.

Table 1. Number of Registered Nurses Employed in Nursing and Number of Registered Nurses Per 10,000 Population by Province/Territory, Canada, 1994-1999

	Number of Registered Nurses Employed in Nursing						Number of Registered Nurses Per 10,000 Population					
	1994	1995	1996	1997	1998	1999	1994	1995	1996	1997	1998	1999
Nfld.	5,178	5,203	5,261	5,210	5,340	5,264	90.7	92.2	94.4	94.7	98.3	97.2
P.E.I.	1,162	1,195	1,340	1,281	1,277	1,232	86.5	88.2	98.1	93.6	92.9	88.7
N.S.	9,157	8,863	8,738	8,587	8,525	8,615	98.8	95.3	93.6	91.8	90.9	91.5
N.B.	7,610	7,545	7,458	7,412	7,456	7,710	101.2	100.3	99.0	98.3	98.9	101.9
Que.	61,218	62,058	57,291	59,160	56,825	57,980	84.7	85.5	78.6	80.9	77.5	78.8
Ont.	81,301	79,410	80,198	78,067	78,825	78,197	74.7	72.0	71.8	69.0	69.0	67.6
Man.	10,083	10,216	10,490	10,510	10,185	10,211	89.6	90.3	92.4	92.5	89.4	89.1
Sask.	8,491	8,447	8,508	8,456	8,455	8,553	83.9	83.1	83.4	82.6	82.3	83.3
Alta.	21,860	21,287	20,751	21,428	21,988	22,044	80.3	77.1	74.0	74.8	74.9	74.0
B.C.	27,575	27,868	28,348	28,974	28,004	27,911	73.8	72.7	72.3	72.7	69.9	69.0
Y.T.	203	217	228	252	241	243	67.0	68.9	71.0	78.9	78.2	80.1
N.W.T.	555	559	551	476	530	490	84.1	83.5	81.6	70.5	78.1	70.6
Canada	234,393	232,868	229,162	229,813	227,651	228,450	80.3	78.9	76.9	76.3	75.0	74.6

Source: RNDB/CIHI

Note: There may be minor variations between CIHI annual data and year-end provincial/territorial figures due to differences in the CIHI and provincial/territorial reporting periods. 1994 to 1996 data have undergone revisions. The revised data are considered to be more accurate and previously released figures should be ignored.

The 228,450 RNs employed in nursing represents a 0.4% increase from 1998, but a 2.5% decrease from 1994. This overall decrease is largely the result of provincial declines in Québec and Ontario, which typically account for more than half of the Canadian RN workforce. From 1994 to 1999, the number of RNs employed in nursing declined by 5% in Québec, and by 4% in Ontario.

While the number of RNs employed in nursing remained stable for most provinces during this period, the largest percentage changes occurred in the territories. However, the Yukon and Northwest Territories combined account for less than 0.5% of all RNs employed in nursing in Canada. Figure 1 shows the percentage change in the number of RNs from 1994 to 1999 for each province/territory.

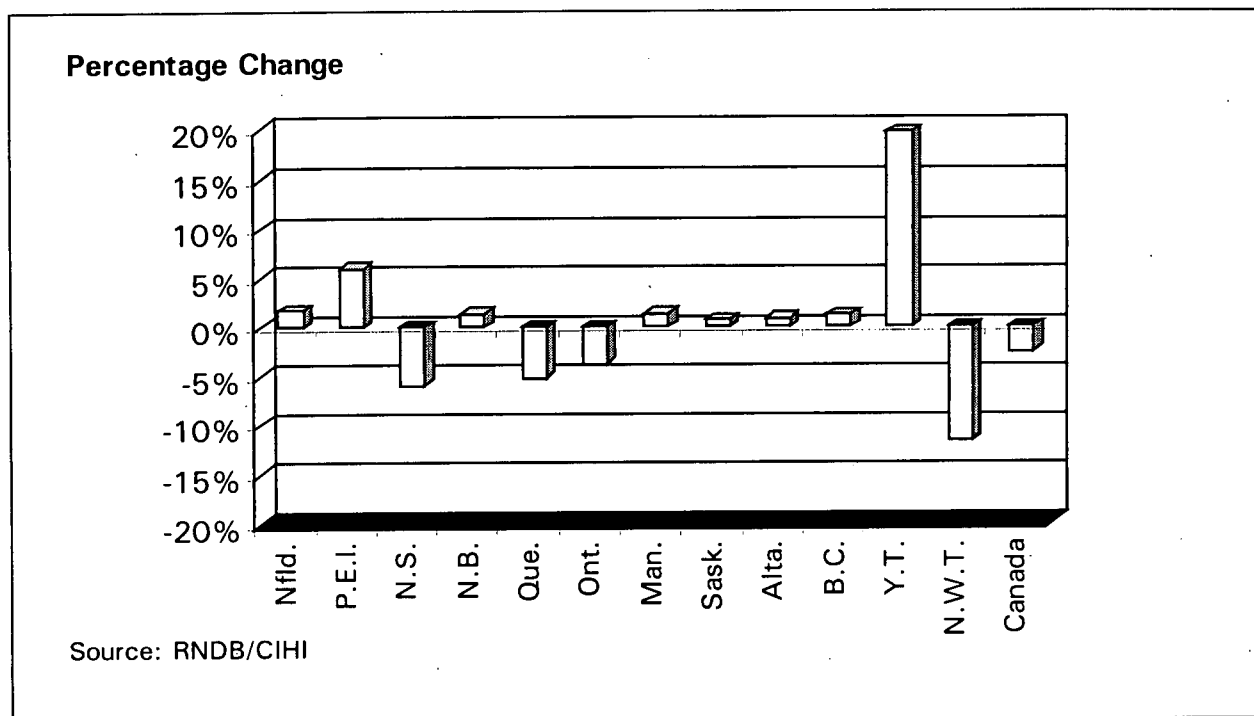


Figure 1. Percentage Change in the Number of Registered Nurses Employed in Nursing by Province/Territory, Canada, 1994 to 1999

Data presented in Figure 2 regarding the number of RNs in Canada are comparable to data collected by Statistics Canada's Labour Force Survey. The Labour Force Survey is (LFS) a monthly household survey representative of the Canadian non-institutional population 15 years of age and older. LFS data illustrated in Figure 2 are an annual average of 12 months of data.

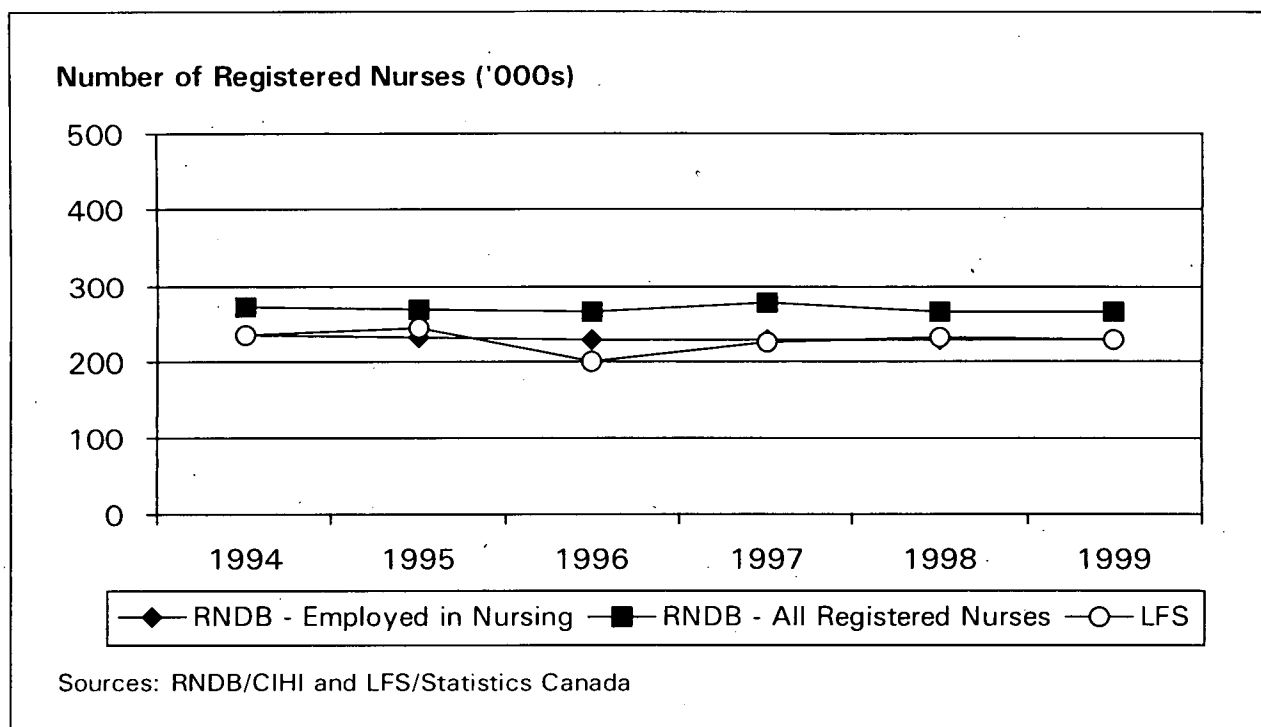


Figure 2. Number of Registered Nurses in Canada, Registered Nurses and Labour Force Survey Data, Canada, 1994–1999

Coupled with steady population growth and a moderate decline of 2.5% in the number of RNs, the number of RNs per 10,000 population has decreased. The 1994 Canadian figure of 80.3 RNs employed in nursing per 10,000 population decreased to 74.6 RNs per 10,000 population in 1999.

In 1999, eight provinces/territories were above the Canadian average rate of 74.6 RNs per 10,000 population, with only Alberta (74.0), Northwest Territories (70.6), British Columbia (69.0), and Ontario (67.6) below the national average rate. New Brunswick (101.9) was the only province/territory to exceed 100 RNs per 10,000 population.

Figure 3 illustrates the number of RNs per 10,000 population for each province/territory in 1999.

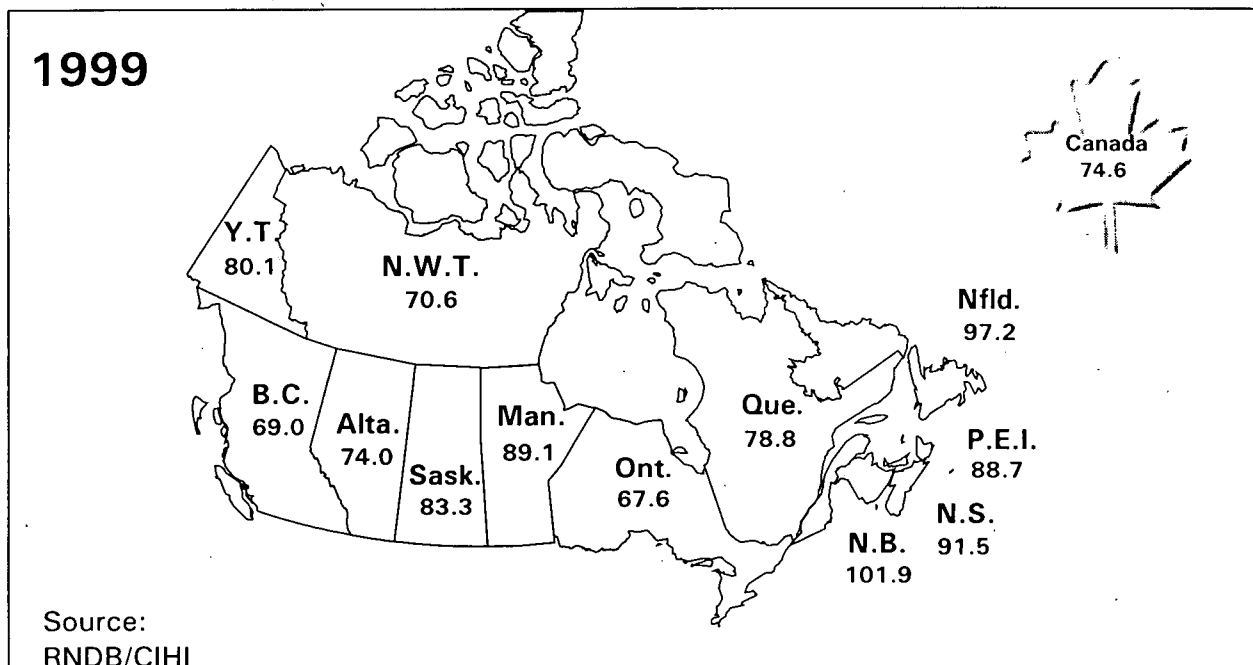


Figure 3. Number of Registered Nurses Employed in Nursing Per 10,000 Population by Province/Territory, Canada, 1999

Gender

The number of male RNs employed in nursing continues to increase in Canada, both as an actual number and as a percentage of the RN workforce. In 1999, males represented 4.6% (10,572) of the RN workforce employed in nursing, an increase from 3.9% (9,054) in 1994. Due to this increase, the female percentage of the RN workforce has declined from 96.1% (225,339) in Canada in 1994, to 95.4% (217,878) in 1999.

The Northwest Territories is the only province/territory to experience a decrease in the percentage of male RNs in the workforce from 1994 to 1999, while Québec continues to have the largest percentage of male RNs, accounting for almost 9% of its workforce in 1999. In contrast, only 1.3% of Prince Edward Island's employed RNs are male. Table 2 shows the number and percentage of RNs by gender and province/territory for 1994 and 1999.

Table 2. Number and Percentage of Registered Nurses Employed in Nursing by Gender and Province/Territory, Canada, 1994 and 1999

	1994					1999				
	Males		Females		Total	Males		Females		Total
	Counts	%	Counts	%		Counts	%	Counts	%	
Nfld.	129	2.5	5,049	97.5	5,178	189	3.6	5,075	96.4	5,264
P.E.I.	9	0.8	1,153	99.2	1,162	16	1.3	1,216	98.7	1,232
N.S.	184	2.0	8,973	98.0	9,157	212	2.5	8,403	97.5	8,615
N.B.	197	2.6	7,413	97.4	7,610	258	3.3	7,452	96.7	7,710
Que.	4,802	7.8	56,416	92.2	61,218	5,061	8.7	52,919	91.3	57,980
Ont.	1,907	2.3	79,394	97.7	81,301	2,488	3.2	75,709	96.8	78,197
Man.	328	3.3	9,755	96.7	10,083	436	4.3	9,775	95.7	10,211
Sask.	123	1.4	8,368	98.6	8,491	219	2.6	8,334	97.4	8,553
Alta.	452	2.1	21,408	97.9	21,860	550	2.5	21,494	97.5	22,044
B.C.	877	3.2	26,698	96.8	27,575	1,104	4.0	26,807	96.0	27,911
Y.T.	8	3.9	195	96.1	203	14	5.8	229	94.2	243
N.W.T.	38	6.8	517	93.2	555	25	5.1	465	94.9	490
Canada	9,054	3.9	225,339	96.1	234,393	10,572	4.6	217,878	95.4	228,450

Source: RNDB/CIHI

Place of Work

Employment for RNs has been gradually moving out of general hospitals into community health settings. From 1994 to 1999, the percentage of RNs employed in hospitals decreased from 61.1% (143,191) to 59.4% (135,691).

In community settings, including community health agencies (from 6.0% of employed RNs in 1994 to 8.1% in 1999), nursing homes (from 10.8% to 11.7%), and home care (from 3.5% to 4.0%) the percentage increased.

Place of work varies greatly among the provinces and territories. The percentages of RNs employed in general hospitals in the territories are the lowest in the country, at only 42% in the Yukon and 46% in the Northwest Territories. However, the territories lead the country in the percentage of RNs employed in community health agencies (20% in the Northwest Territories and 13% in the Yukon), and in nursing station outposts/nurse clinics (18% in the Yukon and 16% in the Northwest Territories).

For each of the ten provinces, more than half of each respective workforce is employed in general hospitals, with large percentages of RNs employed in nursing homes in Prince Edward Island (16%) and Québec (15%), and in home care in Ontario (7%) and Saskatchewan (7%).

Figure 4 illustrates the percentage of the RN workforce employed in the four largest places of work by province, for 1999.

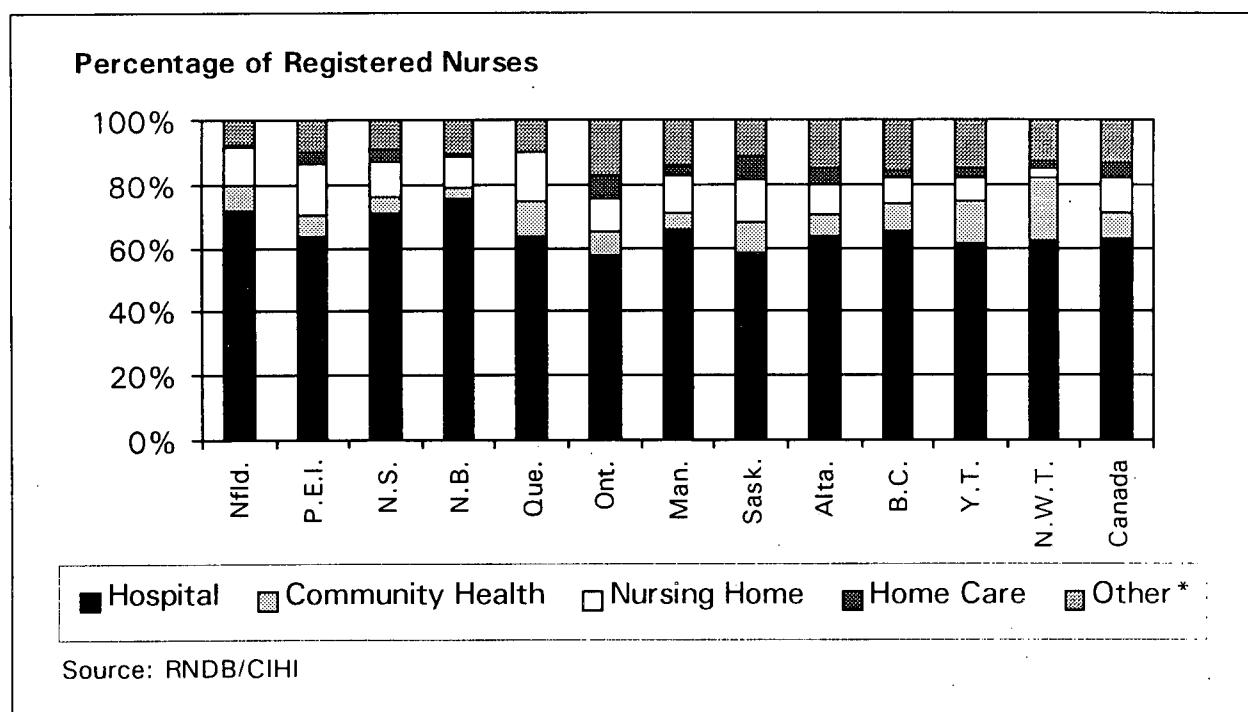


Figure 4. Percentage of Registered Nurses Employed in Nursing by Place of Work and Province/Territory, Canada, 1999

Note: Hospital includes data from: General Hospital, Mental health centre, Nursing station and Rehabilitation centre.

Other includes data from: Business/Industry, Private nursing, Self-employed, Physician's office/Family practice, Educational institution, Association/Government, and other.

Primary Area of Responsibility

Although the majority of RNs provide direct patient care there has been a minor decrease in the proportion of RNs working in direct care. From 1994 to 1999, the percentage of RNs employed in Direct Care decreased from 88.2% (206,707) to 85.4% (194,995). However, much of this national decrease can be attributed to a significant number of "Not Stated" records from the province of Québec in 1999. The percentage of RNs working in Direct Care remained stable for the other provinces/territories from 1994 to 1999.

For Canada, most sub-categories within Direct Care experienced a decline from 1994 to 1999. The exceptions are Ambulatory Care (46% increase), Community Health (21% increase), Home Care (13% increase), and Geriatric/Long Term Care (1% increase).

The number of RNs employed in Administration increased by 2% in Canada, from 4.6% (10,772) in 1994 to 6.6% (15,175) in 1999, while the percentage of RNs employed in Research increased slightly from 0.7% (1,633) in 1994 to 0.9% (2,071) in 1999.

Québec (12.5%) and the Yukon (10.7%) have proportionately more RNs employed in Administration than other provinces/territories, whereas British Columbia (3.6%) and Alberta (4.2%) have the smallest percentage of RNs working in Administration. Alberta, Québec, and Nova Scotia were the only provinces/territories to have more than 1% of its RN workforce employed in Research in 1999.

The percentage of RNs employed in Education in Canada decreased from 4.5% (10,492) in 1994 to 3.0% (6,936) in 1999. British Columbia (3.8%) and Alberta (3.6%) lead all provinces/territories in the percentage of RNs employed in Education.

Table 3 presents the number and percent change of RNs by primary area of responsibility for 1994 and 1999.

Table 3. Number and Percent Change of Registered Nurses Employed in Nursing by Primary Area of Responsibility, Canada, 1994 and 1999

	1994		1999		% Change
	Counts	%	Counts	%	
Direct Patient Care	206,707	88.2	194,995	85.4	(5.7)
Medical/Surgical	45,194	19.3	40,306	17.6	(10.8)
Psychiatric/Mental Health	12,021	5.1	11,400	5.0	(5.2)
Paediatric	7,768	3.3	5,623	2.5	(27.6)
Maternal/Newborn	14,224	6.1	11,869	5.2	(16.6)
Geriatric/Long Term	25,725	11.0	26,025	11.4	1.2
Critical Care (Burn)	16,972	7.2	16,792	7.4	(1.1)
Community Health	10,382	4.4	12,600	5.5	21.4
Ambulatory Care	3,616	1.5	5,294	2.3	46.4
Home Care	8,188	3.5	9,254	4.1	13.0
Occupational Health	3,185	1.4	2,800	1.2	(12.1)
Operating Room	9,406	4.0	8,748	3.8	(7.0)
Emergency Room	10,737	4.6	10,334	4.5	(3.8)
Nursing in Several Clinical Areas	16,269	6.9	13,567	5.9	(16.6)
Oncology	0	0.0	3,383	1.5	n/a
Rehabilitation	0	0.0	2,890	1.3	n/a
Other Patient Care	23,020	9.8	14,110	6.2	(38.7)
Administration	10,772	4.6	15,175	6.6	40.9
Nursing Service	7,398	3.2	11,684	5.1	57.9
Nursing Education	614	0.3	472	0.2	(23.1)
Other Administration	2,760	1.2	3,019	1.3	9.4
Education	10,492	4.5	6,936	3.0	(33.9)
Teaching - Students	4,428	1.9	2,302	1.0	(48.0)
Teaching - Employees	1,949	0.8	1,116	0.5	(42.7)
Teaching - Patients/Clients	2,978	1.3	1,515	0.7	(49.1)
Other Education	1,137	0.5	2,003	0.9	76.2
Research	1,633	0.7	2,071	0.9	26.8
Research Only	490	0.2	938	0.4	91.4
Other Research	1,143	0.5	1,133	0.5	(0.9)
Not Stated	4,789	2.0	9,273	4.1	93.6
Not Stated	4,789	2.0	9,273	4.1	93.6
Total	234,393	100.0	228,450	100.0	(2.5)

Source: RNDB/CIHI

Position

The percentage of RNs employed as Staff Nurses/Community Health Nurses appears to have declined since 1994. In 1999, 73.9% of RNs were employed as Staff Nurses/Community Health Nurses, down from 76.9% in 1994. However, much of this decrease is attributed to a significant rise in the number of 'Not Stated' and 'Other' records from Québec.

Nationally, the largest increases have been in the positions of Consultant (a 160% increase from 1994 to 1999), Clinical Nurse Specialist (53%), and Researcher (49%). Many management positions declined from 1994 to 1999, including Assistant/Associate Director, Chief Nursing Officer/Director, Head Nurse/Unit Manager, and Supervisor/Coordinator.

The percentage of RNs employed as Staff Nurses/Community Health Nurses varies among the provinces/territories. From 1994 to 1999, the percentage increased in seven provinces/territories, including substantial increases in British Columbia and Newfoundland. The largest decrease occurred in Manitoba, where the percentage of Staff Nurses decreased from 78% in 1994 to 68% in 1999. Figure 5 shows the percentage of RNs employed as Staff Nurses/Community Health Nurses by province/territory, for 1994 and 1999.

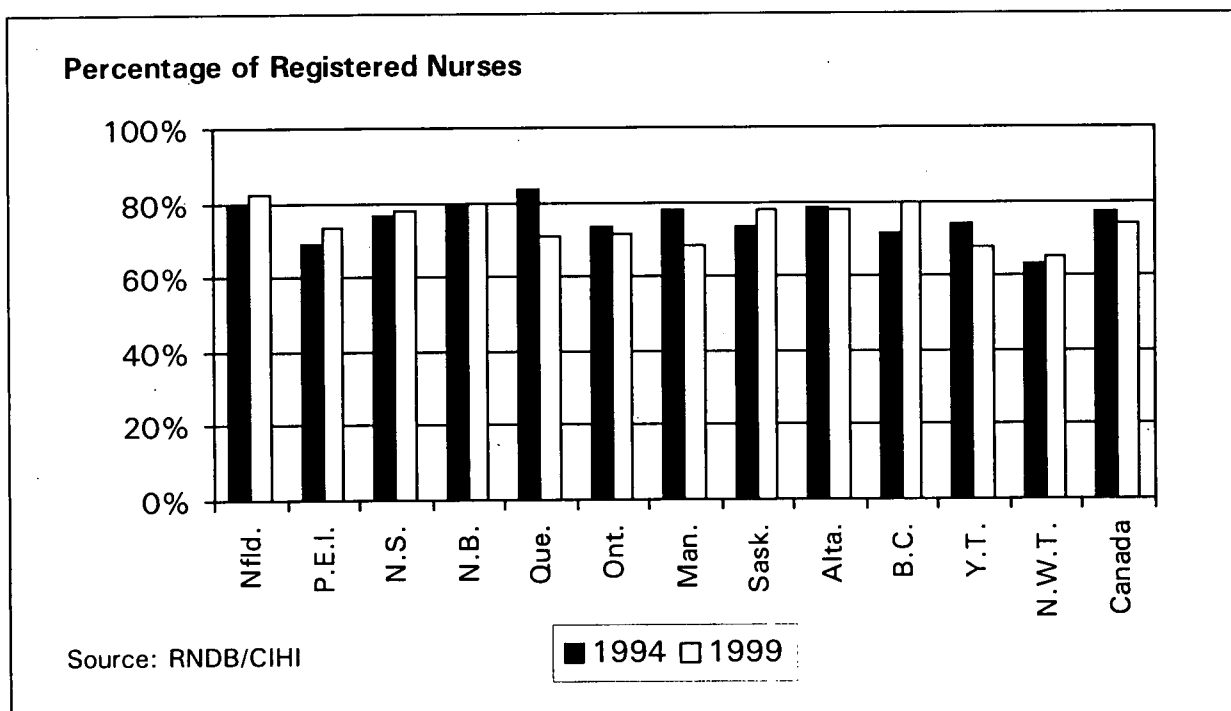


Figure 5. Percentage of Registered Nurses Employed as Staff Nurses/Community Health Nurses by Province/Territory, Canada, 1994 and 1999

Full-Time/Part-Time Status

RNs are increasingly working part-time. In 1994, 54.9% of RNs employed in nursing worked full-time in Canada; by 1999 that percentage fell to 51.1%.

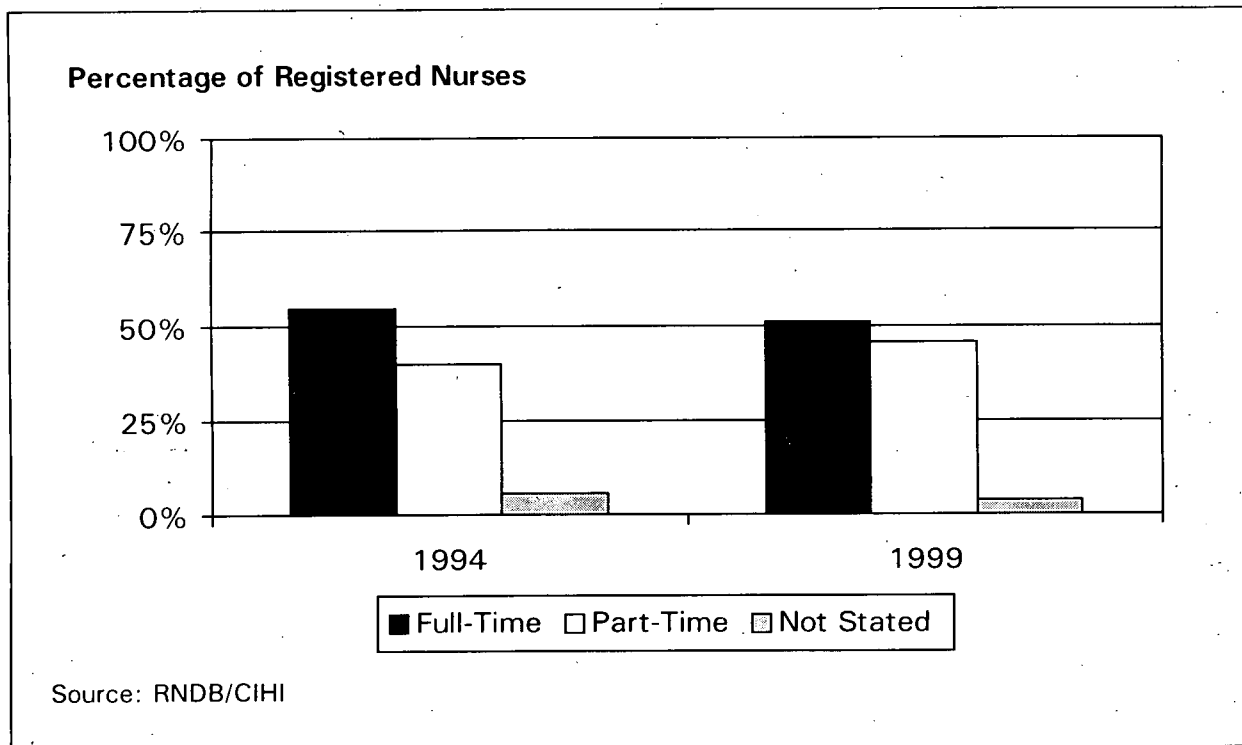


Figure 6. Percentage of Registered Nurses Employed in Nursing by Full-Time/Part-Time Status, Canada, 1994 and 1999

From 1994 to 1999, the percentage of RNs working part-time increased for all provinces/territories except British Columbia and the Northwest Territories. When comparing the provincial statistics presented in Table 4 below, it is important to note the number of 'Not Stated' records; many apparent changes, including those of British Columbia and the Northwest Territories, can be explained by a significant increase (or decrease) in the number of 'Not Stated' records.

Table 4. Number and Percentage of Registered Nurses Employed in Nursing by Full-Time/Part-Time Status and by Province/Territory, Canada, 1994 and 1999

	1994							1999						
	Full-Time		Part-Time		Not Stated		Total	Full-Time		Part-Time		Not Stated		Total
	Counts	%	Counts	%	Counts	%		Counts	%	Counts	%	Counts	%	
Nfld.	3,363	64.9	1,815	35.1	0	0.0	5,178	3,227	61.3	2,037	38.7	0	0.0	5,264
P.E.I.	510	43.9	447	38.5	205	17.6	1,162	539	43.8	693	56.3	0	0.0	1,232
N.S.	5,727	62.5	3,430	37.5	0	0.0	9,157	5,171	60.0	3,444	40.0	0	0.0	8,615
N.B.	4,463	58.6	1,832	24.1	1,315	17.3	7,610	4,165	54.0	3,409	44.2	136	1.8	7,710
Que.	32,679	53.4	23,166	37.8	5,373	8.8	61,218	28,115	48.5	29,865	51.5	0	0.0	57,980
Ont.	45,360	55.8	35,941	44.2	0	0.0	81,301	41,064	52.5	37,133	47.5	0	0.0	78,197
Man.	4,685	46.5	4,211	41.8	1,187	11.8	10,083	4,442	43.5	4,960	48.6	809	7.9	10,211
Sask.	2,709	31.9	2,556	30.1	3,226	38.0	8,491	4,119	48.2	3,129	36.6	1,305	15.3	8,553
Alta.	14,129	64.6	7,731	35.4	0	0.0	21,860	12,301	55.8	9,743	44.2	0	0.0	22,044
B.C.	14,582	52.9	11,299	41.0	1,694	6.1	27,575	13,284	47.6	8,875	31.8	5,752	20.6	27,911
Y.T.	115	56.7	61	30.0	27	13.3	203	130	53.5	113	46.5	0	0.0	243
N.W.T.	474	85.4	81	14.6	0	0.0	555	215	43.9	48	9.8	227	46.3	490
Canada	128,796	54.9	92,570	39.5	13,027	5.6	234,393	116,772	51.1	103,449	45.3	8,229	3.6	228,450

Source: RNDB/CIHI

Multiple Employment

An increasing number of RNs have more than one employer. In 1999, 16% of RNs employed in nursing indicated multiple employers, an increase from 10% in 1996. In addition, the number of RNs indicating a single employer has decreased, from 81% in 1996 to 79% in 1999. Data for multiple employment was not available for 1994.

In 1999, Saskatchewan and British Columbia each had 23% of its RNs working for multiple employers, the highest rate in Canada. In contrast, less than 9% of RNs in Newfoundland had more than one employer. Prince Edward Island and New Brunswick did not collect this data in 1999, and results from the Northwest Territories are skewed due to a substantial number of 'Not Stated' records.

International Migration

United States: Permanent Resident Status

Since 1993, the number of RNs gaining permanent residency in the United States has fluctuated annually. In 1997, the most recent year for which data are available, 545 RNs from Canada gained permanent residence status in the United States, approximately half the number that gained permanent residency in 1996. This decrease follows a general trend experienced by most other professional and technical occupations over this period.

Table 5 indicates the number of Canadian emigrants admitted as permanent residents to the United States from 1993 to 1997.

Table 5. Canadian Emigrants Admitted as Permanent Residents to the U.S.A. by Occupation, United States, 1993 to 1997

	1993	1994	1995	1996	1997
Professional and Technical Occupations	4,353	4,247	3,580	4,533	3,111
Engineers, Surveyors and Mapping Scientists	578	452	387	487	394
Math and Computer Scientists	172	150	115	148	99
Natural Scientists	183	143	123	195	152
Doctors	314	319	348	522	398
Nurses	971	1,068	881	1,103	545
Other Health Assessment and Treating Occupations	256	308	327	352	197
Other Professional and Technical Occupations	1,879	1,807	1,399	1,726	1,326
All Other Occupations	19,390	17,958	14,502	17,190	12,677
Total Canadian Emigrants	23,743	22,205	18,082	21,723	15,788

Source: United States Immigration and Naturalization Service, 2000.

Canada: Landed Immigrants

According to data from Citizenship and Immigration Canada, the number of RNs entering Canada as landed immigrants decreased steadily from 1994 to 1998, remaining stable in 1999. Overall, the number of RNs entering Canada decreased 70.2% from 1994 to 1999.

Table 6 shows the number of RNs who became landed immigrants in Canada from 1994 to 1999.

Table 6. Registered Nurses who Became Landed Immigrants by Employment Status, Canada, 1994 to 1999

	1994	1995	1996	1997	1998	1999
Total Landed Immigrants Who Were Registered Nurses	816	611	415	351	247	243
Registered Nurses without Employment Status	802	597	**	**	174	233
Registered Nurses with Arranged Employment	14	14	*	*	73	10

Notes: * Amount too small to be expressed.

** Amount suppressed to ensure confidentiality.

Source: Special Request, Citizenship and Immigration Canada, 2000.

Educational Characteristics of Registered Nurses

Initial/Entry Education

The percentage of RNs entering the workforce with a Bachelor's Degree in Nursing has increased in recent years. In 1999, 11.1% (25,337) of RNs employed in nursing had obtained a Bachelor's Degree in nursing before entering practice. This has increased from 10.5% in 1998, and 8.4% in 1994.

In 1999, the Yukon (19%) and New Brunswick (18%) had the largest percentage of RNs with a Bachelor's Degree for initial/entry education. Conversely, less than 7% of Québec's RN workforce began practice with a Bachelor's Degree.

Figure 7 shows the percentage of each province/territory's workforce that entered practice with a Bachelor's Degree in nursing.

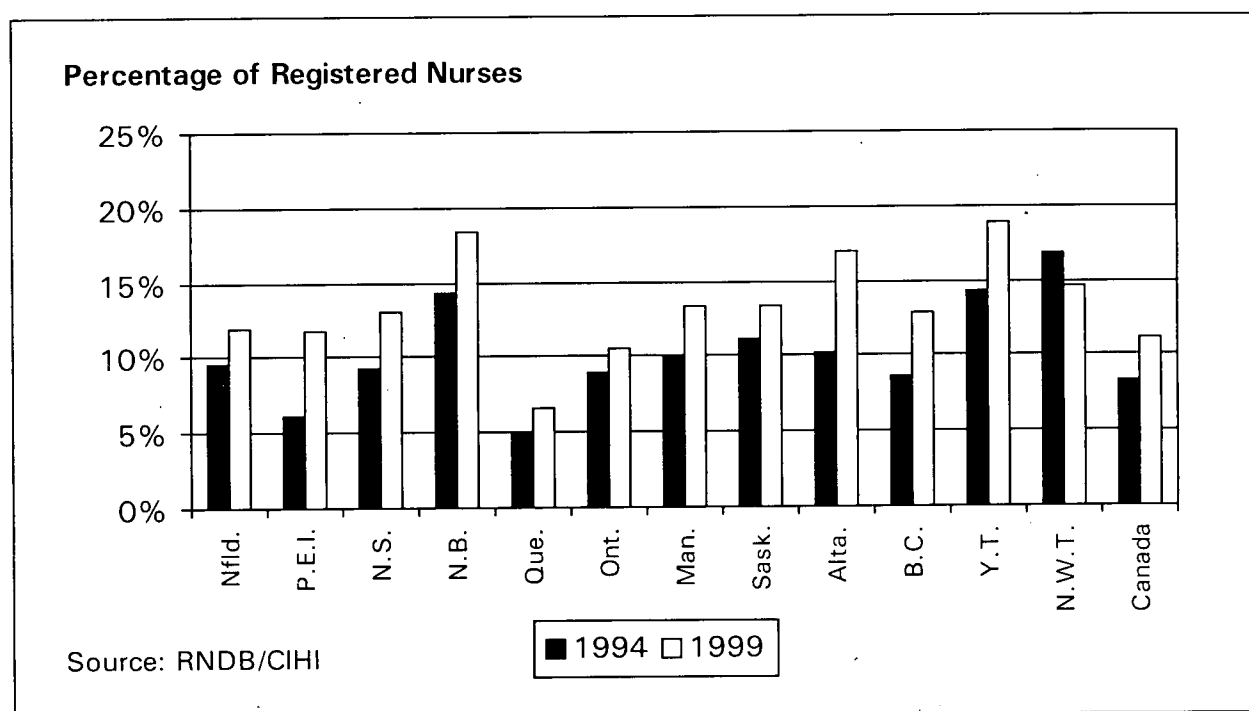


Figure 7. Percentage of Workforce (Employed in Nursing) that Entered Practice with a Bachelor's Degree by Province/Territory, Canada, 1994 and 1999

In 1999, 88.9% (203,037) of all RNs employed in nursing had begun practice with a Diploma in Nursing, a decline from 91.6% of RNs in 1994.

Highest Education in Nursing

The percentage of RNs with a bachelor's degree as their highest education in nursing is increasing. In 1999, 22% of RNs held a bachelor's degree as their highest education in nursing, up from 17% in 1994. See Table 7.

As a percentage of the workforce, the Yukon led all provinces/territories in 1999 with 37% of its RNs attaining a bachelor's degree as their highest education in nursing. In each of Alberta, the Northwest Territories, and New Brunswick, 29% of RNs have a bachelor's degree. In contrast, only 17% of Newfoundland's and 19% of Ontario's workforce have obtained a bachelor's degree in nursing.

Table 7. Number and Percentage of Registered Nurses (Employed in Nursing) by Program of Graduation (Highest Education in Nursing) and Province/Territory, Canada, 1994 and 1999

1994	Diploma		Bachelor's		Master's		Doctorate		Total	
	Counts	%	Counts	%	Counts	%	Counts	%	Counts	%
Nfld.	4,400	85	730	14	42	1	6	0	5,178	100
P.E.I.	1,027	88	120	10	**	**	*	*	1,162	100
N.S.	7,601	83	1,443	16	**	**	*	*	9,157	100
N.B.	5,776	76	1,740	23	**	**	*	*	7,610	100
Que.	49,977	82	10,166	17	1,055	2	20	0	61,218	100
Ont.	68,013	84	12,437	15	793	1	58	0	81,301	100
Man.	8,384	83	1,577	16	110	1	12	0	10,083	100
Sask.	7,086	83	1,357	16	43	1	5	0	8,491	100
Alta.	16,937	77	4,575	21	333	2	15	0	21,860	100
B.C.	22,337	81	4,811	17	409	1	18	0	27,575	100
Y.T.	136	67	66	33	*	*	*	*	203	100
N.W.T.	378	68	169	30	8	1	0	0	555	100
Canada	192,052	82	39,191	17	3,008	1	142	0	234,393	100
1999	Diploma		Bachelor's		Master's		Doctorate		Total	
	Counts	%	Counts	%	Counts	%	Counts	%	Counts	%
Nfld.	4,297	82	892	17	70	1	5	0	5,264	100
P.E.I.	973	79	242	20	**	**	*	*	1,232	100
N.S.	6,594	77	1,862	22	154	2	5	0	8,615	100
N.B.	5,392	70	2,199	29	114	1	5	0	7,710	100
Que.	43,829	76	13,389	23	732	1	30	0	57,980	100
Ont.	62,316	80	14,578	19	1,242	2	61	0	78,197	100
Man.	7,938	78	2,101	21	161	2	11	0	10,211	100
Sask.	6,796	79	1,689	20	61	1	7	0	8,553	100
Alta.	15,106	69	6,455	29	452	2	31	0	22,044	100
B.C.	20,319	73	6,982	25	572	2	38	0	27,911	100
Y.T.	149	61	91	37	*	*	*	*	243	100
N.W.T.	336	69	142	29	12	2	0	0	490	100
Canada	174,045	76	50,622	22	3,589	2	194	0	228,450	100

Source: RNDB/CIHI

Notes: * Amount too small to be expressed.
 ** Amount suppressed to ensure confidentiality.

Figure 8 illustrates this percentage for each province/territory for 1994 and 1999.

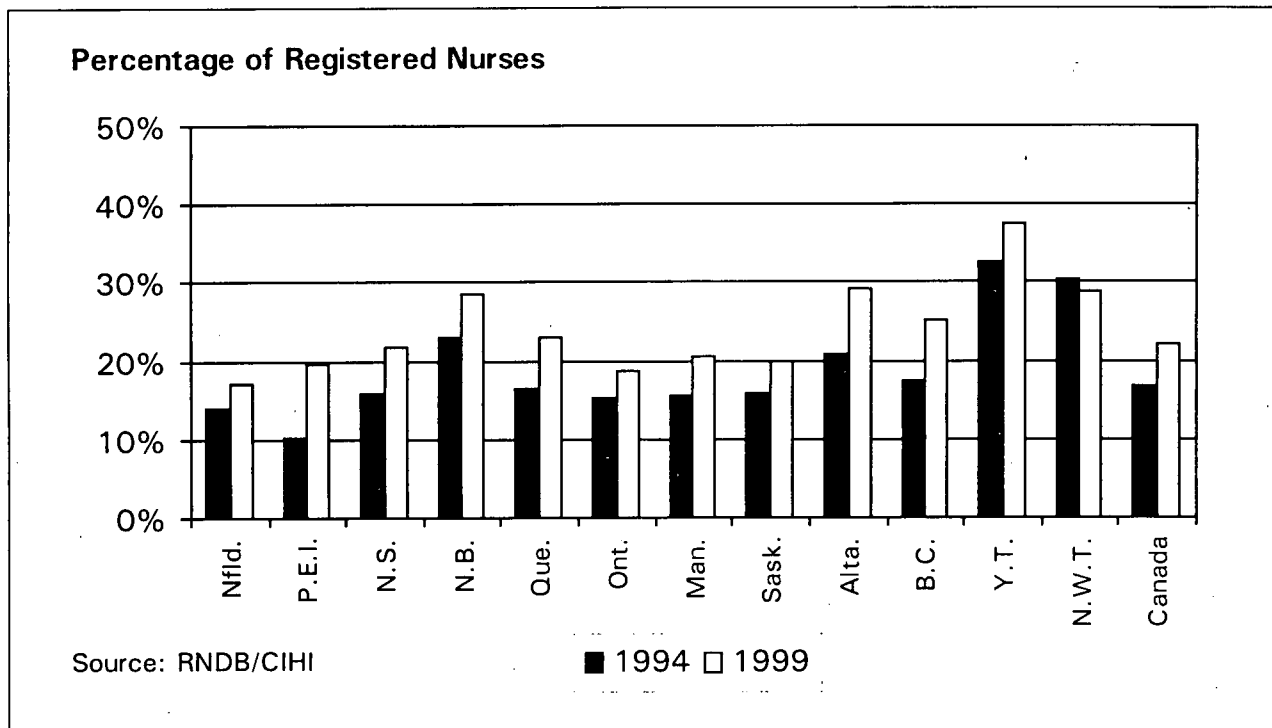


Figure 8. Percentage of Registered Nurses Employed in Nursing with a Bachelor's Degree as Highest Education in Nursing by Province/Territory, Canada, 1994 and 1999

Other Nursing Education (Non-Degree)

An increasing number of RNs are supplementing their education with non-degree courses. In 1999, 18.1% (41,283) of RNs indicated they had acquired further education (non-degree) in nursing. This represents a significant increase from 1996, when 14.5% (33,163) of RNs indicated further non-degree education. Non-degree nursing education data was not collected in 1994.

In 1999, 54% of RNs in the Northwest Territories indicated further non-degree nursing education, the highest percentage in Canada. In Ontario, 44% of RNs identified that they had obtained some type of non-degree education.

Education in Other Than Nursing

The number of RNs with a non-nursing degree is increasing. In 1999, 4.9% (11,248) of RNs employed in nursing had a bachelor's degree in a non-nursing discipline, an increase from the 3.4% (7,873) with a bachelor's degree in 1994. The percentage of RNs with a Master's Degree has increased as well, from 1.8% in 1994 to 2.1% in 1999. The percentage of RNs with a Doctorate has remained stable at 0.2%.

Provincially, British Columbia (8%) and Alberta (7%) have the largest percentage of RNs with a bachelor's degree in other than nursing.

Enrollment Data

Enrollment data from the Canadian Nurses Association (CNA) indicates a shift toward baccalaureate (or bachelor's degree) education in nursing, as the number of students enrolled in nursing diploma programs is decreasing.

There were 19,489 students enrolled in nursing diploma programs in Canada in 1994, and 7,484 students in bachelor's degree (nursing) programs, a difference of 12,005. By 1998, the most recent year for which data are available, the gap between diploma and bachelor's degree programs had fallen to only 4,256 in Canada, with 13,178 enrolled in nursing diploma programs, and 8,922 enrolled in nursing baccalaureate programs. See Figure 9.

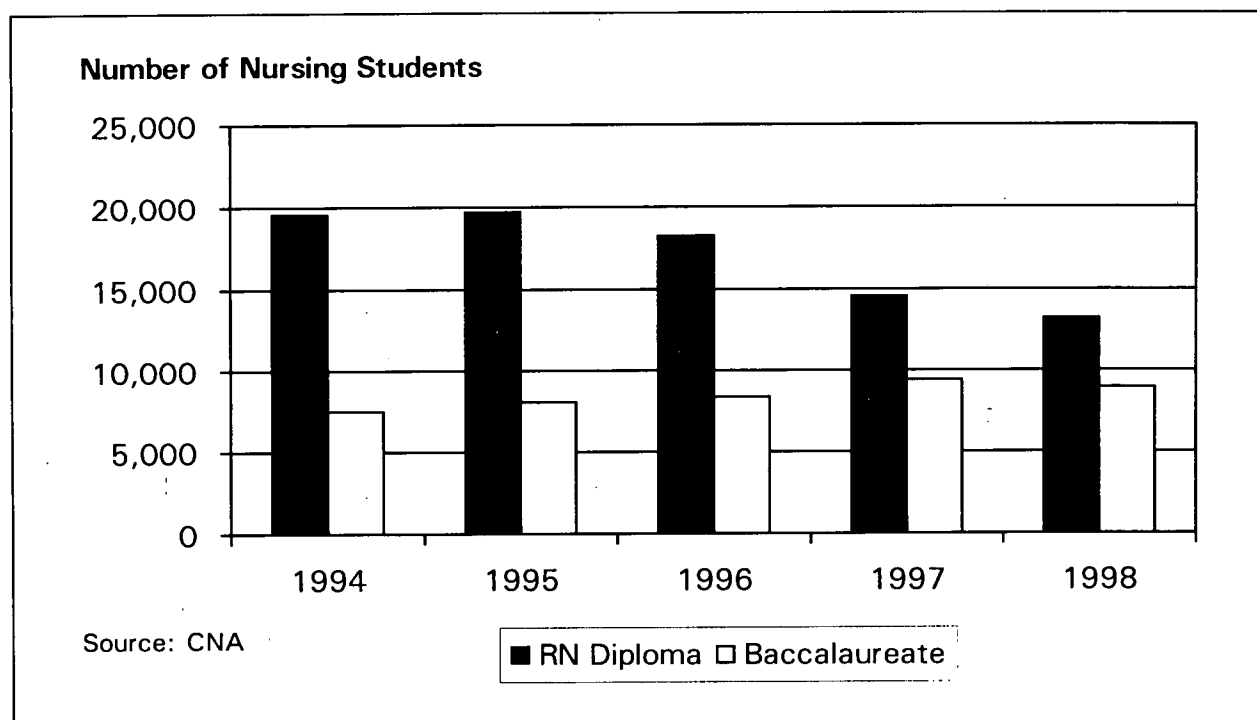


Figure 9. Number of Students Enrolled in RN Diploma and Baccalaureate (Nursing) Programs in Canada, 1994 to 1998

Graduate Data

The number of nursing graduates reflects the trend witnessed in the enrollment data. According to the CNA, the number of diploma graduates of nursing programs fell from 6,064 in 1994 to 3,586 in 1999, a decrease of 40.9%. Over the same period, the number of graduates with a bachelor's degree in nursing increased 44.7%, from 1,323 in 1994 to 1,914 in 1999. See Figure 10.

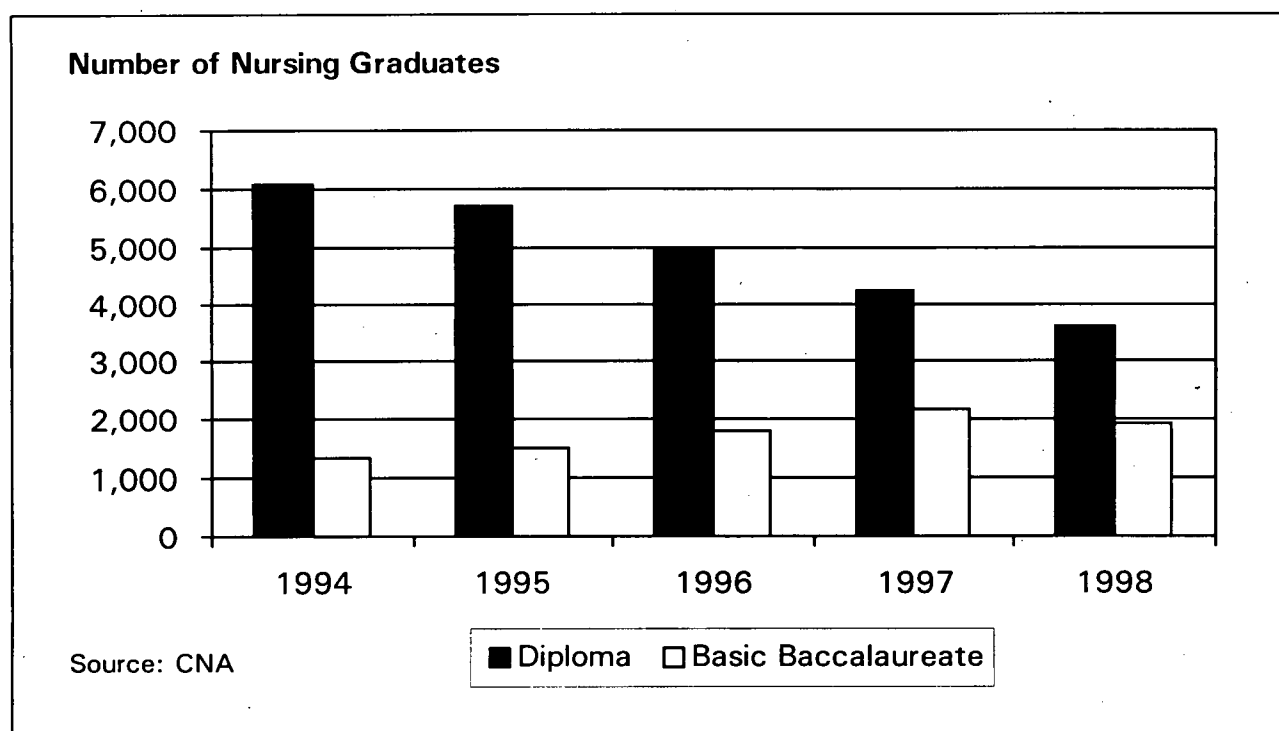


Figure 10. Number of Diploma and Baccalaureate Graduates in Nursing, Canada, 1994 to 1998

Place of Graduation

Of the 228,450 RNs employed in nursing in Canada in 1999, 212,886 (93.2%) graduated from a Canadian nursing program, and 15,564 (6.8%) graduated from a foreign nursing program.

In 1999, 85.6% (181,516) of Canadian-trained RNs were registered to practice in the province in which they graduated. Québec had the highest proportion, with 97.9% of its Canadian-trained workforce graduating from a nursing program in Québec. In contrast, only 60.5% of Alberta's Canadian-trained workforce in 1999 graduated from nursing programs in Alberta, and similarly, only 63.5% of British Columbia's workforce graduated in British Columbia, indicating a higher rate of inter-provincial migration of RNs into those provinces.

Due to their large population, graduates from nursing programs in Ontario and Québec account for more than 60% of all Canadian nursing graduates. In addition to representing 90.7% of Ontario's Canadian-trained workforce in 1999, Ontario graduates accounted for 11.6% (2,767) of British Columbia's workforce, and 6.5% (1,388) of Alberta's workforce. In contrast, Québec graduates have migrated mainly to Ontario, representing 3.5% (2,470) of Ontario's workforce.

Table 8 presents the number and percent distribution of Canadian-trained RNs by Province of Registration and Province of Graduation, for 1999.

Table 8. Number and Percent Distribution of Canadian-trained Registered Nurses Employed in Nursing by Province/Territory of Registration and Province/Territory of Graduation, Canada, 1999

Province of Graduation	Province of Registration												Canada
	Nfld.	P.E.I.	N.S.	N.B.	Que.	Ont.	Man.	Sask.	Alta.	B.C.	Y.T.	N.W.T.	
Nfld.	4,906	20	470	97	20	552	34	27	308	256	6	59	6,755
P.E.I.	7	894	111	51	*	96	**	**	**	**	*	*	1,279
N.S.	72	134	6,679	356	29	782	43	22	288	381	14	25	8,825
N.B.	20	92	426	6,550	366	549	40	**	142	210	*	21	8,426
Que.	22	6	120	287	55,459	2,470	42	20	246	575	8	8	59,263
Ont.	78	46	404	202	678	63,384	492	247	1,388	2,767	74	107	69,867
Man.	*	**	60	18	38	620	8,566	356	758	1,143	20	32	11,621
Sask.	0	6	29	9	28	342	272	6,982	1,584	1,086	18	33	10,389
Alta.	18	6	57	21	20	414	128	473	12,889	2,252	45	64	16,387
B.C.	**	*	48	18	16	335	73	78	524	15,189	34	26	16,349
N.W.T.	0	0	0	0	0	0	*	0	*	0	0	18	20
No province/territory	0	*	0	0	0	5	0	0	0	0	0	**	14
Not stated	85	*	0	5	*	309	0	134	3,111	*	*	39	3,691
Total	5,219	1,216	8,404	7,614	56,658	69,858	9,696	8,355	21,291	23,908	224	443	212,886
Province of Graduation	Province of Registration												Canada
	Nfld.	P.E.I.	N.S.	N.B.	Que.	Ont.	Man.	Sask.	Alta.	B.C.	Y.T.	N.W.T.	
Nfld.	94.0	1.6	5.6	1.3	0.0	0.8	0.4	0.3	1.4	1.1	2.7	13.3	3.2
P.E.I.	0.1	73.5	1.3	0.7	*	0.1	**	**	**	**	*	*	0.6
N.S.	1.4	11.0	79.5	4.7	0.1	1.1	0.4	0.3	1.4	1.6	6.3	5.6	4.1
N.B.	0.4	7.6	5.1	86.0	0.6	0.8	0.4	**	0.7	0.9	*	4.7	4.0
Que.	0.4	0.5	1.4	3.8	97.9	3.5	0.4	0.2	1.2	2.4	3.6	1.8	27.8
Ont.	1.5	3.8	4.8	2.7	1.2	90.7	5.1	3.0	6.5	11.6	33.0	24.2	32.8
Man.	*	**	0.7	0.2	0.1	0.9	88.3	4.3	3.6	4.8	8.9	7.2	5.5
Sask.	0.0	0.5	0.3	0.1	0.0	0.5	2.8	83.6	7.4	4.5	8.0	7.4	4.9
Alta.	0.3	0.5	0.7	0.3	0.0	0.6	1.3	5.7	60.5	9.4	20.1	14.4	7.7
B.C.	**	*	0.6	0.2	0.0	0.5	0.8	0.9	2.5	63.5	15.2	5.9	7.7
N.W.T.	0.0	0.0	0.0	0.0	0.0	0.0	*	0.0	*	0.0	0.0	4.1	0.0
No province/territory	0.0	*	0.0	0.0	0.0	0.0	0.0	0.0	0.0	0.0	0.0	**	0.0
Not stated	1.6	*	0.0	0.1	*	0.4	0.0	1.6	14.6	*	*	8.8	1.7
Total	100.0	100.0	100.0	100.0	100.0	100.0	100.0	100.0	100.0	100.0	100.0	100.0	100.0

Source: RNDB/CIHI

Notes: * Amount too small to be expressed.
 ** Amount suppressed to ensure confidentiality.

Of the 15,564 graduates of foreign nursing programs employed in nursing in Canada in 1999, 30.5% (4,744) were educated in the United Kingdom, 23.5% (3,657) were educated in the Philippines, and 9.4% (1,467) were educated in the United States. This represents 2.1%, 1.6%, and 0.6% of all RNs employed in nursing in Canada in 1999.

Table 9 presents the number and percent distribution of foreign-educated RNs employed in nursing in Canada in 1999.

Table 9. Number and Percent Distribution of Foreign-Graduate Registered Nurses Employed in Nursing by Province/Territory, Canada, 1999

Country of Graduation	Nfld.	P.E.I.	N.S.	N.B.	Que.	Ont.	Man.	Sask.	Alta.	B.C.	Y.T. / N.W.T.	Canada
United Kingdom	0	5	85	35	182	2,543	150	81	363	1,266	34	4,744
Philippines	15	0	12	5	380	1,938	173	38	26	1,063	7	3,657
United States	10	**	56	48	67	677	69	37	140	348	**	1,467
Hong Kong	0	0	*	0	9	553	9	*	14	403	0	993
India	5	0	*	0	19	466	15	**	57	84	*	662
Other Countries	15	*	50	8	665	2,162	99	30	153	839	**	4,041
Total	45	16	211	96	1,322	8,339	515	198	753	4,003	66	15,564
Percent Distribution												
Country of Graduation	Nfld.	P.E.I.	N.S.	N.B.	Que.	Ont.	Man.	Sask.	Alta.	B.C.	Y.T. / N.W.T.	Canada
United Kingdom	0.0	31.3	40.3	36.5	13.8	30.5	29.1	40.9	48.2	31.6	51.5	30.5
Philippines	33.3	0.0	5.7	5.2	28.7	23.2	33.6	19.2	3.5	26.6	10.6	23.5
United States	22.2	**	26.5	50.0	5.1	8.1	13.4	18.7	18.6	8.7	**	9.4
Hong Kong	0.0	0.0	*	0.0	0.7	6.6	1.7	*	1.9	10.1	0.0	6.4
India	11.1	0.0	*	0.0	1.4	5.6	2.9	**	7.6	2.1	*	4.3
Other Countries	33.3	*	23.7	8.3	50.3	25.9	19.2	15.2	20.3	21.0	**	26.0
Total	100.0	100.0	100.0	100.0	100.0	100.0	100.0	100.0	100.0	100.0	100.0	100.0

Source: RNDB/CIHI

Notes: * Amount too small to be expressed.
 ** Amount suppressed to ensure confidentiality.

Analytical Focus: Age Characteristics of Registered Nurses, 1999

Age Group Breakdown

From 1994 to 1999, the number of RNs employed in nursing declined for each of the five youngest age groups in Canada, including a 25% decrease in the number of RNs aged 25-29, and a 20% decrease in the 30-34 age category. In the older age groups there was a 23% increase in the number of RNs aged 50-54, and a 26% increase in those aged 55-59. Figure 11 shows the percentage of RNs in each age category in 1994 and 1999.

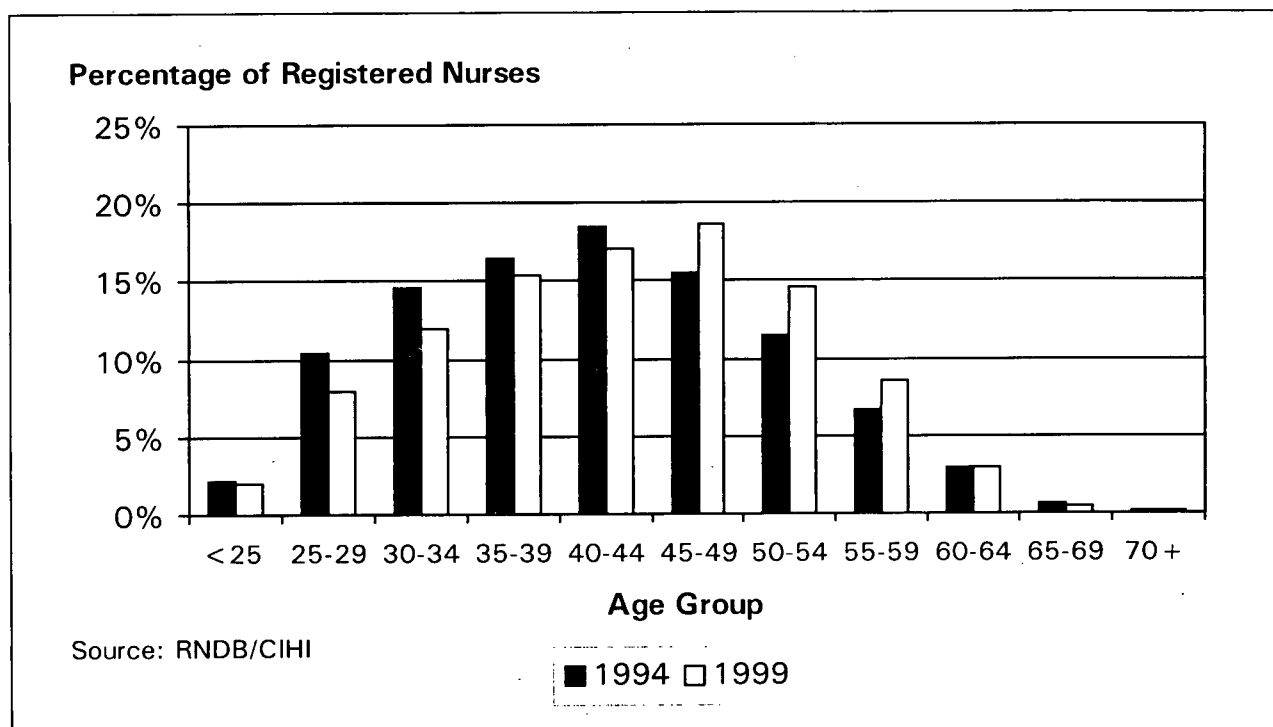


Figure 11. Percentage of Registered Nurses Employed in Nursing by Age Group, Canada, 1994 and 1999

Figure 12 illustrates the percentage change in the number of RNs for each age group, from 1994 to 1999.

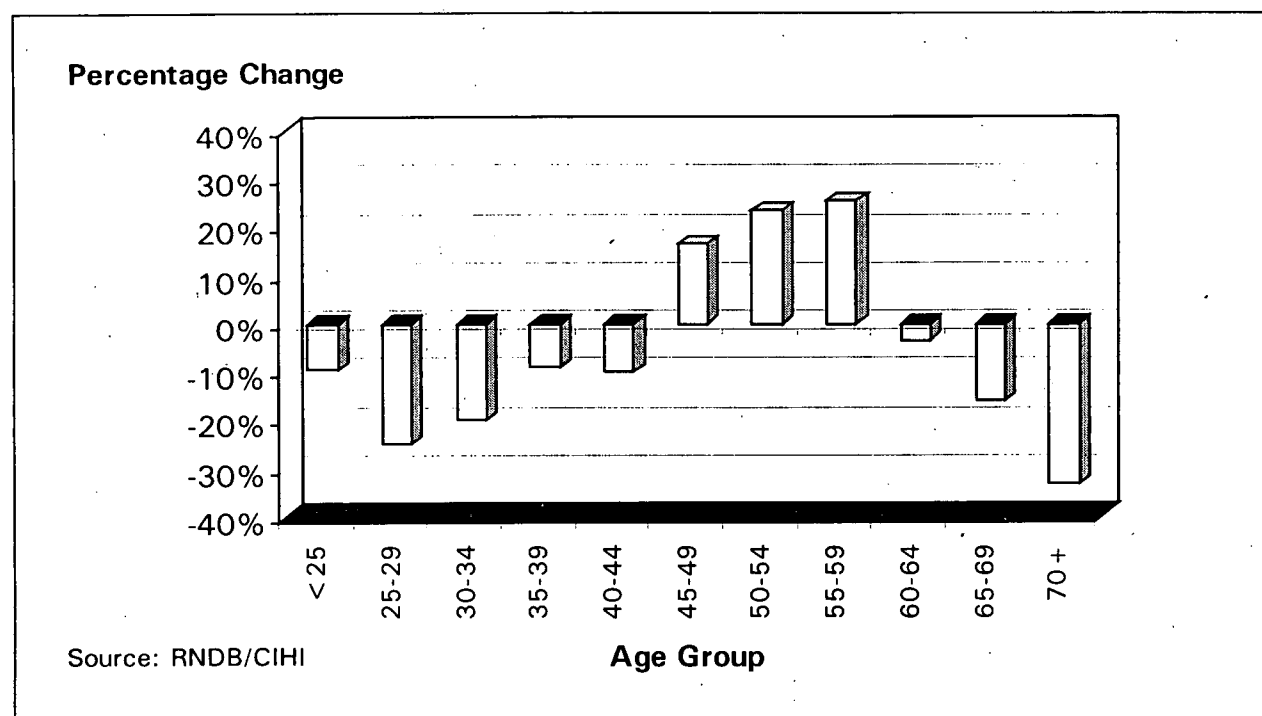


Figure 12. Percentage Change in the Number of Registered Nurses Employed in Nursing by Age Group, Canada, 1994 to 1999

The average age of the nursing workforce continues to increase in Canada. In 1999, Newfoundland had the youngest RNs in Canada, with an average age of 39.4 years. British Columbia, at an average age of 44.0 years, had the oldest nursing workforce in Canada, with Ontario second at an average age of 43.8 years. Table 10 illustrates the average age of each provincial/territorial workforce, for 1994 and 1999.

Table 10. Average Age of Registered Nurses Employed in Nursing by Province/Territory, Canada, 1994 and 1999

	1994		1999	
	Average Age	Difference from Canada	Average Age	Difference from Canada
Nfld.	37.7	- 3.7	39.4	- 3.5
P.E.I.	40.9	- 0.5	43.0	+0.1
N.S.	40.2	- 1.2	42.3	- 0.6
N.B.	39.7	- 1.7	41.6	- 1.3
Que.	40.8	- 0.6	41.6	- 1.3
Ont.	42.2	+0.8	43.8	+0.9
Man.	40.6	- 0.8	42.6	- 0.3
Sask.	41.5	+0.1	43.0	+0.1
Alta.	41.5	+0.1	43.0	+0.1
B.C.	42.4	+1.0	44.0	+1.1
Y.T.	41.1	- 0.3	42.7	- 0.2
N.W.T.	39.5	- 1.9	41.2	+1.7
Canada	41.4		42.9	

Source: RNDB/CIHI

Gender— Age Breakdown

The average age of both female and male RNs is increasing in Canada. In 1994, the average age of a female RN employed in nursing was 41.6 years; by 1999, the female average age was 43.0. For males, who comprise less than 5% of the RN workforce, the average age increased from 38.4 years in 1994 to 39.9 in 1999.

Entry/Initial Education— Age Breakdown

Younger RNs increasingly have a higher degree of education when entering practice in Canada. In 1999, less than 5% of RNs aged 50 or older entered nursing with a Bachelor's Degree. In contrast, more than 20% of RNs under age 35 entered practice with a Bachelor's Degree, as depicted in Figure 13.

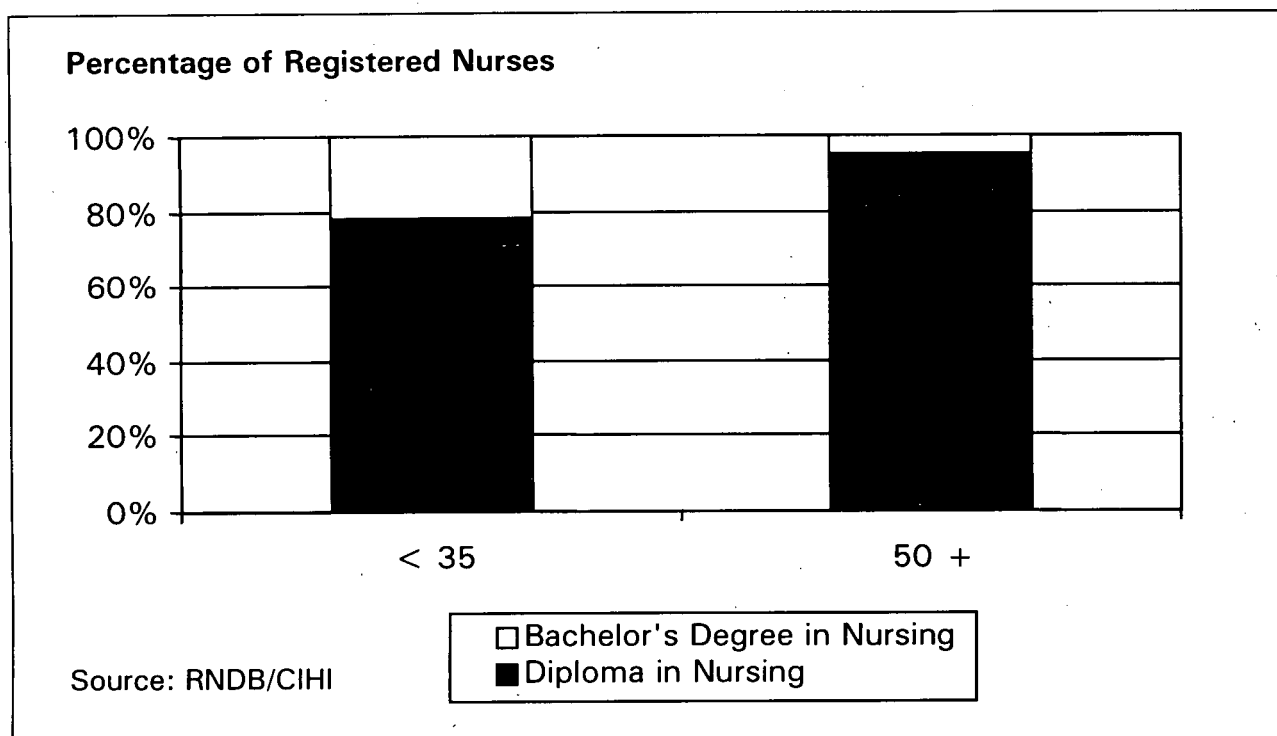


Figure 13. Percentage of Registered Nurses Employed in Nursing by Entry/Initial Education and by Age Group, Canada, 1999

In addition, the average age of RNs who began their career with a Diploma in Nursing is 43.5 years, more than 6 years older than those who began with a Bachelor's Degree in Nursing.

Area of Responsibility— Age Breakdown

On average, RNs who provide Direct Care to patients are younger than RNs in Administration, Education, or Research. In 1999, RNs working in Direct Care represented 85% of all employed RNs; of those, the average age was 42.4 years. That compares with average ages of 46.9 years in Administration, 46.5 years in Education, and 42.7 years in Research. The average age of RNs working in each of these areas of responsibility has increased since 1994, as shown in Figure 14.

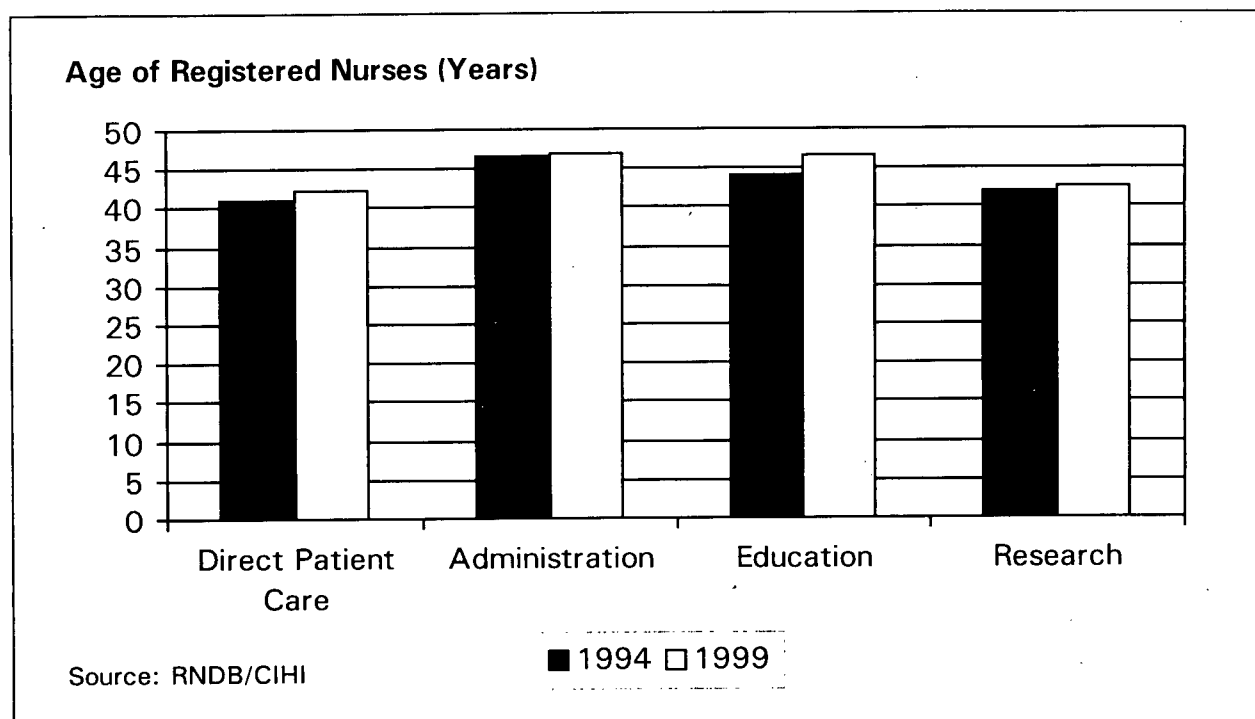


Figure 14. Average Age of Registered Nurses Employed in Nursing by Area of Responsibility, Canada, 1994 and 1999

Full-Time/Part-Time Status— Age Breakdown

RNs aged less than 35 years are more likely to work part-time than RNs over 50 in Canada. In 1999, 56% of RNs under age 35 were employed part-time, with 38% employed full-time (and 6% not stated). RNs over age 50 were almost the opposite, with 60% employed full-time, and 38% employed part-time (2% not stated). Figure 15 illustrates this breakdown for 1999.

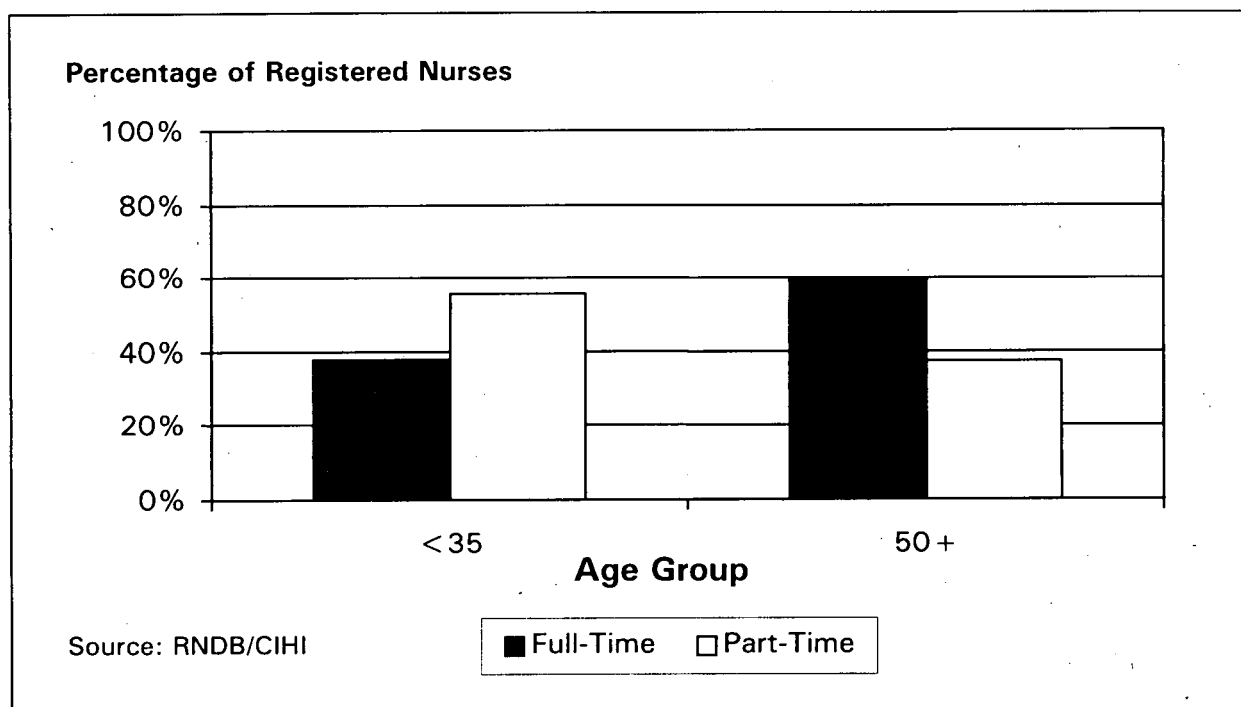


Figure 15. Percentage of Registered Nurses Employed in Nursing by Full-Time/Part-Time Status and Age Group, Canada, 1999

The average age of an RN employed full-time in 1999 was 44.4 years, compared to an average age of 41.4 years for RNs employed part-time.



Data Tables




Table 1.0 Registered Nurses by Sex and Province/Territory of Registration, Canada, 1999

	Nfld.	P.E.I.	N.S.	N.B.	Que.	Ont.	Man.	Sask.	Alta.	B.C.	Y.T.	N.W.T.	Canada
All nurses	5,349	1,261	8,886	7,983	65,102	95,911	10,375	8,778	23,064	29,039	251	545	256,544
Females	5,156	1,245	8,667	7,720	59,407	93,006	9,931	8,554	22,480	27,887	237	517	244,807
Males	193	16	219	263	5,695	2,905	444	224	584	1,152	14	28	11,737

Source: RNDB/CIHI

Table 1.0a Percentage Distribution of Registered Nurses by Sex and Province/Territory of Registration, Canada, 1999

	Nfld.	P.E.I.	N.S.	N.B.	Que.	Ont.	Man.	Sask.	Alta.	B.C.	Y.T.	N.W.T.	Canada
All nurses	2.1	0.5	3.6	3.1	25.4	37.4	4.0	3.4	9.0	11.3	0.1	0.2	100.0
Females	2.0	0.5	3.4	3.0	23.2	36.3	3.9	3.3	8.8	10.9	0.1	0.2	95.4
Males	0.1	0.0	0.1	0.1	2.2	1.1	0.2	0.1	0.2	0.4	0.0	0.0	4.6

Source: RNDB/CIHI

Table 1.0b Number of Registered Nurses per 10,000 Population by Province/Territory, Canada, 1999

	Nfld.	P.E.I.	N.S.	N.B.	Que.	Ont.	Man.	Sask.	Alta.	B.C.	Y.T.	N.W.T.	Canada
All nurses	98.8	90.9	94.3	105.5	88.5	82.9	90.5	85.5	77.4	71.8	82.8	78.5	83.8
Females	95.2	89.7	92.0	102.0	80.7	80.4	86.7	83.3	75.5	69.0	78.2	74.5	80.0
Males	3.6	1.2	2.3	3.5	7.7	2.5	3.9	2.2	2.0	2.8	4.6	4.0	3.8

Source: RNDB/CIHI

Notes: * Amount too small to be expressed.

** Amount suppressed to ensure confidentiality.

Data are derived from the first six months of each Provincial/Territorial Regulating Authority's registration year. As a result, counts found in Supply and Distribution of Registered Nurses in Canada will differ slightly from year-end provincial figures.

Includes registered nurses obtaining active-practicing registration in the previous year to work in the given year. Data are processed as of December of given year. Please see methodological notes for a more detailed description of the collection period.

Table 2.0 Registered Nurses in Canada by Age Group and Province/Territory of Registration, Canada, 1999

	Nfld.	P.E.I.	N.S.	N.B.	Que.	Ont.	Man.	Sask.	Alta.	B.C.	Y.T.	N.W.T.	Canada
All nurses	5,349	1,261	8,886	7,983	65,102	95,911	10,375	8,778	23,064	29,039	251	545	256,544
<25	139	**	104	119	3,425	958	120	140	364	538	*	11	5,929
25-29	692	101	662	680	5,801	6,558	805	771	2,098	2,125	15	80	20,388
30-34	992	165	1,171	1,244	7,716	10,255	1,330	954	2,898	2,961	29	78	29,793
35-39	1,027	202	1,615	1,436	9,089	14,120	1,756	1,367	3,420	4,096	47	91	38,266
40-44	889	199	1,715	1,360	11,145	14,852	1,848	1,556	3,825	4,973	55	78	42,495
45-49	763	229	1,489	1,369	11,784	17,841	1,946	1,628	4,065	5,316	47	83	46,560
50-54	510	187	1,173	1,016	9,302	14,577	1,394	1,139	3,223	4,537	37	53	37,148
55-59	268	108	689	538	4,575	10,435	824	738	2,180	3,161	13	45	23,574
60-64	53	50	222	187	1,462	4,620	274	394	787	1,154	**	**	9,230
65-69	**	**	**	28	515	1,180	50	83	175	152	0	**	2,252
70+	0	0	*	6	288	**	6	8	20	26	0	*	871
Not stated	**	0	0	0	0	*	22	0	9	0	0	0	38

Source: RNDB/CIHI

Table 2.0a Percentage Distribution of Registered Nurses by Age Group and Province/Territory of Registration, Canada, 1999

	Nfld.	P.E.I.	N.S.	N.B.	Que.	Ont.	Man.	Sask.	Alta.	B.C.	Y.T.	N.W.T.	Canada
All nurses	2.1	0.5	3.5	3.1	25.4	37.4	4.0	3.4	9.0	11.3	0.1	0.2	100.0
<25	0.1	**	0.0	0.0	1.3	0.4	0.0	0.1	0.1	0.2	*	0.0	2.3
25-29	0.3	0.0	0.3	0.3	2.3	2.6	0.3	0.3	0.8	0.8	0.0	0.0	7.9
30-34	0.4	0.1	0.5	0.5	3.0	4.0	0.5	0.4	1.1	1.2	0.0	0.0	11.6
35-39	0.4	0.1	0.6	0.6	3.5	5.5	0.7	0.5	1.3	1.6	0.0	0.0	14.9
40-44	0.3	0.1	0.7	0.5	4.3	5.8	0.7	0.6	1.5	1.9	0.0	0.0	16.6
45-49	0.3	0.1	0.6	0.5	4.6	7.0	0.8	0.6	1.6	2.1	0.0	0.0	18.1
50-54	0.2	0.1	0.5	0.4	3.6	5.7	0.5	0.4	1.3	1.8	0.0	0.0	14.5
55-59	0.1	0.0	0.3	0.2	1.8	4.1	0.3	0.3	0.8	1.2	0.0	0.0	9.2
60-64	0.0	0.0	0.1	0.1	0.6	1.8	0.1	0.2	0.3	0.4	**	**	3.6
65-69	**	**	**	0.0	0.2	0.5	0.0	0.0	0.1	0.1	0.0	**	0.9
70+	0.0	0.0	*	0.0	0.1	**	0.0	0.0	0.0	0.0	0.0	*	0.3
Not stated	**	0.0	0.0	0.0	0.0	*	0.0	0.0	0.0	0.0	0.0	0.0	0.0

Source: RNDB/CIHI

Notes: * Amount too small to be expressed.

** Amount suppressed to ensure confidentiality.

Data is derived from the first six months of each Provincial/Territorial Regulating Authority's registration year. As a result, counts found in Supply and Distribution of Registered Nurses in Canada will differ slightly from year-end provincial figures.

Includes registered nurses obtaining active-practicing registration in the previous year to work in the given year. Data is processed as of December of given year. Please see methodological notes for a more detailed description of the collection period.

Table 3.0 Registered Nurses by Employment Status, Age Group, and Province/Territory of Registration, Canada, 1999

	Nfld.	P.E.I.	N.S.	N.B.	Que.	Ont.	Man.	Sask.	Alta.	B.C.	Y.T.	N.W.T.	Canada
All nurses	5,349	1,261	8,886	7,983	65,102	95,911	10,375	8,778	23,064	29,039	251	545	256,544
< 25	139	**	104	119	3,425	958	120	140	364	538	*	11	5,929
25-29	692	101	662	680	5,801	6,558	805	771	2,098	2,125	15	80	20,388
30-34	992	165	1,171	1,244	7,716	10,255	1,330	954	2,898	2,961	29	78	29,793
35-39	1,027	202	1,615	1,436	9,089	14,120	1,756	1,367	3,420	4,096	47	91	38,266
40-44	889	199	1,715	1,360	11,145	14,852	1,848	1,556	3,825	4,973	55	78	42,495
45-49	763	229	1,489	1,369	11,784	17,841	1,946	1,628	4,065	5,316	47	83	46,560
50-54	510	187	1,173	1,016	9,302	14,577	1,394	1,139	3,223	4,537	37	53	37,148
55-59	268	108	689	538	4,575	10,435	824	738	2,180	3,161	13	45	23,574
60-64	53	50	222	187	1,462	4,620	274	394	787	1,154	**	**	9,230
65-69	**	**	**	28	515	1,180	50	83	175	152	0	**	2,252
70+	0	0	*	6	288	**	6	8	20	26	0	*	871
Not stated	**	0	0	0	0	*	22	0	9	0	0	0	38
Employed in nursing	5,264	1,232	8,615	7,710	57,980	78,197	10,211	8,553	22,044	27,911	243	490	228,450
< 25	138	**	98	112	2,439	814	119	135	326	441	*	7	4,640
25-29	675	100	644	655	5,055	5,591	785	746	1,938	1,971	14	73	18,247
30-34	984	165	1,128	1,224	7,159	8,873	1,296	929	2,765	2,826	28	71	27,448
35-39	1,010	200	1,565	1,392	8,506	12,118	1,724	1,346	3,295	3,948	45	77	35,226
40-44	880	193	1,675	1,312	10,554	12,453	1,833	1,535	3,685	4,823	53	70	39,066
45-49	755	226	1,457	1,327	11,183	14,913	1,923	1,591	3,919	5,169	46	77	42,586
50-54	502	178	1,148	988	8,542	11,937	1,385	1,120	3,109	4,411	36	50	33,406
55-59	261	104	653	506	3,404	7,910	802	715	2,080	3,051	13	41	19,540
60-64	48	47	207	168	832	3,008	268	367	739	1,109	**	**	6,819
65-69	**	**	**	**	204	469	49	61	160	140	0	**	1,167
70+	0	0	*	*	102	**	6	8	19	22	0	0	271
Not stated	*	0	0	0	0	*	21	0	9	0	0	0	34

Source: RNDB/CIHI

Notes: * Amount too small to be expressed.
 ** Amount suppressed to ensure confidentiality.

Data are derived from the first six months of each Provincial/Territorial Regulating Authority's registration year. As a result, counts found in Supply and Distribution of Registered Nurses in Canada will differ slightly from year-end provincial figures.

Includes registered nurses obtaining active-practicing registration in the previous year to work in the given year. Data are processed as of December of given year. Please see methodological notes for a more detailed description of the collection period.

Table 3.0 Registered Nurses by Employment Status, Age Group, and Province/Territory of Registration, Canada, 1999

	Nfld.	P.E.I.	N.S.	N.B.	Que.	Ont.	Man.	Sask.	Alta.	B.C.	Y.T.	N.W.T.	Canada
Employed in other than nursing	11	13	22	59	0	4,993	50	**	104	78	*	*	5,390
< 25													46
25-29													395
30-34													451
35-39													614
40-44					Amount suppressed to ensure confidentiality.								829
45-49													1,108
50-54													967
55-59													660
60-64													254
65-69													50
70+													**
Not stated													*
Not employed	74	**	249	205	0	7,382	40	171	494	176	*	**	8,816
< 25													64
25-29													391
30-34													676
35-39													1,011
40-44					Amount suppressed to ensure confidentiality.								1,046
45-49													1,122
50-54													1,061
55-59													1,433
60-64													1,117
65-69													571
70+													**
Not stated													*

Source: RNDB/CIHI

Notes: * Amount too small to be expressed.
 ** Amount suppressed to ensure confidentiality.

Data are derived from the first six months of each Provincial/Territorial Regulating Authority's registration year. As a result, counts found in Supply and Distribution of Registered Nurses in Canada will differ slightly from year-end provincial figures.

Includes registered nurses obtaining active-practicing registration in the previous year to work in the given year. Data are processed as of December of given year. Please see methodological notes for a more detailed description of the collection period.

Table 3.0 Registered Nurses by Employment Status, Age Group, and Province/Territory of Registration, Canada, 1999

	Nfld.	P.E.I.	N.S.	N.B.	Que.	Ont.	Man.	Sask.	Alta.	B.C.	Y.T.	N.W.T.	Canada
Not stated	0	**	0	9	7,122	5,339	74	*	422	874	0	40	13,888
< 25													1,179
25-29													1,355
30-34													1,218
35-39													1,415
40-44													1,554
45-49													1,744
50-54					Amount suppressed to ensure confidentiality.								1,714
55-59													1,941
60-64													1,040
65-69													464
70+													**
Not stated													*

Source: RNDB/CIHI

Notes: * Amount too small to be expressed.
 ** Amount suppressed to ensure confidentiality.

Data are derived from the first six months of each Provincial/Territorial Regulating Authority's registration year. As a result, counts found in Supply and Distribution of Registered Nurses in Canada will differ slightly from year-end provincial figures.

Includes registered nurses obtaining active-practicing registration in the previous year to work in the given year. Data are processed as of December of given year. Please see methodological notes for a more detailed description of the collection period.

Table 3.0a Percentage Distribution of Registered Nurses by Employment Status, Age Group, and Province/Territory of Registration, Canada, 1999

	Nfld.	P.E.I.	N.S.	N.B.	Que.	Ont.	Man.	Sask.	Alta.	B.C.	Y.T.	N.W.T.	Canada
All nurses	2.1	0.5	3.5	3.1	25.4	37.4	4.0	3.4	9.0	11.3	0.1	0.2	100.0
<25	0.1	**	0.0	0.0	1.3	0.4	0.0	0.1	0.1	0.2	*	0.0	2.3
25-29	0.3	0.0	0.3	0.3	2.3	2.6	0.3	0.3	0.8	0.8	0.0	0.0	7.9
30-34	0.4	0.1	0.5	0.5	3.0	4.0	0.5	0.4	1.1	1.2	0.0	0.0	11.6
35-39	0.4	0.1	0.6	0.6	3.5	5.5	0.7	0.5	1.3	1.6	0.0	0.0	14.9
40-44	0.3	0.1	0.7	0.5	4.3	5.8	0.7	0.6	1.5	1.9	0.0	0.0	16.6
45-49	0.3	0.1	0.6	0.5	4.6	7.0	0.8	0.6	1.6	2.1	0.0	0.0	18.1
50-54	0.2	0.1	0.5	0.4	3.6	5.7	0.5	0.4	1.3	1.8	0.0	0.0	14.5
55-59	0.1	0.0	0.3	0.2	1.8	4.1	0.3	0.3	0.8	1.2	0.0	0.0	9.2
60-64	0.0	0.0	0.1	0.1	0.6	1.8	0.1	0.2	0.3	0.4	**	**	3.6
65-69	**	**	**	0.0	0.2	0.5	0.0	0.0	0.1	0.1	0.0	**	0.9
70+	0.0	0.0	*	0.0	0.1	**	0.0	0.0	0.0	0.0	0.0	*	0.3
Not stated	**	0.0	0.0	0.0	0.0	*	0.0	0.0	0.0	0.0	0.0	0.0	0.0
Employed in nursing	2.1	0.5	3.4	3.0	22.6	30.5	4.0	3.3	8.6	10.9	0.1	0.2	89.0
<25	0.1	**	0.0	0.0	1.0	0.3	0.0	0.1	0.1	0.2	*	0.0	1.8
25-29	0.3	0.0	0.3	0.3	2.0	2.2	0.3	0.3	0.8	0.8	0.0	0.0	7.1
30-34	0.4	0.1	0.4	0.5	2.8	3.5	0.5	0.4	1.1	1.1	0.0	0.0	10.7
35-39	0.4	0.1	0.6	0.5	3.3	4.7	0.7	0.5	1.3	1.5	0.0	0.0	13.7
40-44	0.3	0.1	0.7	0.5	4.1	4.9	0.7	0.6	1.4	1.9	0.0	0.0	15.2
45-49	0.3	0.1	0.6	0.5	4.4	5.8	0.7	0.6	1.5	2.0	0.0	0.0	16.6
50-54	0.2	0.1	0.4	0.4	3.3	4.7	0.5	0.4	1.2	1.7	0.0	0.0	13.0
55-59	0.1	0.0	0.3	0.2	1.3	3.1	0.3	0.3	0.8	1.2	0.0	0.0	7.6
60-64	0.0	0.0	0.1	0.1	0.3	1.2	0.1	0.1	0.3	0.4	**	**	2.7
65-69	**	**	**	**	0.1	0.2	0.0	0.0	0.1	0.1	0.0	**	0.5
70+	0.0	0.0	*	*	0.0	**	0.0	0.0	0.0	0.0	0.0	0.0	0.1
Not stated	*	0.0	0.0	0.0	0.0	*	0.0	0.0	0.0	0.0	0.0	0.0	0.0

Source: RNDB/CIHI

Table 3.0a Percentage Distribution of Registered Nurses by Employment Status, Age Group, and Province/Territory of Registration, Canada, 1999

	Nfld.	P.E.I.	N.S.	N.B.	Que.	Ont.	Man.	Sask.	Alta.	B.C.	Y.T.	N.W.T.	Canada
Employed in other than nursing	0.0	0.0	0.0	0.0	0.0	1.9	0.0	0.0	0.0	0.0	*	*	2.1
< 25													0.0
25-29													0.2
30-34													0.2
35-39													0.2
40-44					Amount suppressed to ensure confidentiality.								0.3
45-49													0.4
50-54													0.4
55-59													0.3
60-64													0.1
65-69													0.0
70 +													**
Not stated													*
Not employed	0.0	**	0.1	0.1	0.0	2.9	0.0	0.1	0.2	0.1	*	**	3.4
< 25													0.0
25-29													0.2
30-34													0.3
35-39													0.4
40-44					Amount suppressed to ensure confidentiality.								0.4
45-49													0.4
50-54													0.4
55-59													0.6
60-64													0.4
65-69													0.2
70 +													**
Not stated													*
Not stated	0.0	**	0.0	0.0	2.8	2.1	0.0	*	0.2	0.3	0.0	0.0	5.4
< 25													0.5
25-29													0.5
30-34													0.5
35-39													0.6
40-44					Amount suppressed to ensure confidentiality.								0.6
45-49													0.7
50-54													0.7
55-59													0.8
60-64													0.4
65-69													0.2
70 +													**
Not stated													*

Source: RNDB/CIHI

Table 4.0 Registered Nurses by Full-Time/Part-Time Status and Province/Territory of Registration, Canada, 1999

	Nfld.	P.E.I.	N.S.	N.B.	Que.	Ont.	Man.	Sask.	Alta.	B.C.	Y.T.	N.W.T.	Canada
All positions	5,349	1,261	8,886	7,983	65,102	95,911	10,375	8,778	23,064	29,039	251	545	256,544
Full-Time	3,227	539	5,171	4,165	28,115	41,064	4,442	4,119	12,301	13,284	130	215	116,772
Part-Time	2,037	693	3,444	3,409	29,865	37,133	4,960	3,129	9,743	8,875	113	48	103,449
Not stated	85	29	271	409	7,122	17,714	973	1,530	1,020	6,880	8	282	36,323

Source: RNDB/CIHI

Table 4.0a Percentage Distribution of Registered Nurses by Full-Time/Part-Time Status and Province/Territory of Registration, Canada, 1999

	Nfld.	P.E.I.	N.S.	N.B.	Que.	Ont.	Man.	Sask.	Alta.	B.C.	Y.T.	N.W.T.	Canada
All positions	2.1	0.5	3.5	3.1	25.4	37.4	4.0	3.4	9.0	11.3	0.1	0.2	100.0
Full-Time	1.3	0.2	2.0	1.6	11.0	16.0	1.7	1.6	4.8	5.2	0.1	0.1	45.5
Part-Time	0.8	0.3	1.3	1.3	11.6	14.5	1.9	1.2	3.8	3.5	0.0	0.0	40.3
Not stated	0.0	0.0	0.1	0.2	2.8	6.9	0.4	0.6	0.4	2.7	0.0	0.0	14.2

Source: RNDB/CIHI

Notes: * Amount too small to be expressed.

** Amount suppressed to ensure confidentiality.

Data are derived from the first six months of each Provincial/Territorial Regulating Authority's registration year. As a result, counts found in Supply and Distribution of Registered Nurses in Canada will differ slightly from year-end provincial figures.

Includes registered nurses obtaining active-practicing registration in the previous year to work in the given year. Data are processed as of December of given year. Please see methodological notes for a more detailed description of the collection period.

Table 5.0 Registered Nurses by Full-Time/Part-Time Status, Multiple Employment, and Province/Territory of Registration, Canada, 1999

	Nfld.	P.E.I.	N.S.	N.B.	Que.	Ont.	Man.	Sask.	Alta.	B.C.	Y.T.	N.W.T.	Canada
All Nurses	5,349	1,261	8,886	7,983	65,102	95,911	10,375	8,778	23,064	29,039	251	545	256,544
Full-time	3,227	539	5,171	4,165	28,115	41,064	4,442	4,119	12,301	13,284	130	215	116,772
Single employment	3,066	0	4,852	0	25,040	34,897	3,954	3,602	10,354	11,476	**	**	97,500
Multiple employment	**	0	319	0	2,754	4,118	488	492	1,947	1,808	**	15	12,111
Not stated	*	539	0	4,165	321	2,049	0	25	0	0	0	**	7,161
Part-time	2,037	693	3,444	3,409	29,865	37,133	4,960	3,129	9,743	8,875	113	48	103,449
Single employment	1,726	0	2,935	0	23,933	27,556	4,020	2,163	7,993	6,648	96	29	77,099
Multiple employment	302	0	509	0	5,442	7,959	940	954	1,750	2,227	17	14	20,114
Not stated	9	693	0	3,409	490	1,618	0	12	0	0	0	5	6,236
Not stated	85	29	271	409	7,122	17,714	973	1,530	1,020	6,880	8	282	36,323

Source: RNDB/CIHI

Table 5.0a Percentage Distribution of Registered Nurses by Full-Time/Part-Time Status, Multiple Employment, and Province/Territory of Registration, Canada, 1999

	Nfld.	P.E.I.	N.S.	N.B.	Que.	Ont.	Man.	Sask.	Alta.	B.C.	Y.T.	N.W.T.	Canada
All Nurses	2.1	0.5	3.5	3.1	25.4	37.4	4.0	3.4	9.0	11.3	0.1	0.2	100.0
Full-time	1.3	0.2	2.0	1.6	11.0	16.0	1.7	1.6	4.8	5.2	0.1	0.1	45.5
Single employment	1.2	0.0	1.9	0.0	9.8	13.6	1.5	1.4	4.0	4.5	**	**	38.0
Multiple employment	**	0.0	0.1	0.0	1.1	1.6	0.2	0.2	0.8	0.7	**	0.0	4.7
Not stated	*	0.2	0.0	1.6	0.1	0.8	0.0	0.0	0.0	0.0	0.0	**	2.8
Part-time	0.8	0.3	1.3	1.3	11.6	14.5	1.9	1.2	3.8	3.5	0.0	0.0	40.3
Single employment	0.7	0.0	1.1	0.0	9.3	10.7	1.6	0.8	3.1	2.6	0.0	0.0	30.1
Multiple employment	0.1	0.0	0.2	0.0	2.1	3.1	0.4	0.4	0.7	0.9	0.0	0.0	7.8
Not stated	0.0	0.3	0.0	1.3	0.2	0.6	0.0	0.0	0.0	0.0	0.0	0.0	2.4
Not stated	0.0	0.0	0.1	0.2	2.8	6.9	0.4	0.6	0.4	2.7	0.0	0.1	14.2

Source: RNDB/CIHI

Notes: * Amount too small to be expressed.

** Amount suppressed to ensure confidentiality.

Data are derived from the first six months of each Provincial/Territorial Regulating Authority's registration year. As a result, counts found in Supply and Distribution of Registered Nurses in Canada will differ slightly from year-end provincial figures.

Includes registered nurses obtaining active-practicing registration in the previous year to work in the given year. Data are processed as of December of given year. Please see methodological notes for a more detailed description of the collection period.

Table 6.0 Registered Nurses Employed in Nursing by Full-Time/Part-Time Status, Highest Level of Education in Nursing, and Province/Territory of Registration, Canada, 1999

	Nfld.	P.E.I.	N.S.	N.B.	Que.	Ont.	Man.	Sask.	Alta.	B.C.	Y.T.	N.W.T.	Canada
Total	5,264	1,232	8,615	7,710	57,980	78,197	10,211	8,553	22,044	27,911	243	490	228,450
Full-Time	3,227	539	5,171	4,165	28,115	41,064	4,442	4,119	12,301	13,284	130	215	116,772
Diploma	2,572	404	3,796	2,741	19,224	31,217	3,109	3,164	7,966	9,305	82	153	83,733
Bachelor's	586	120	1,235	1,326	8,288	8,858	1,201	902	3,954	3,524	**	**	30,096
Master's	64	**	135	93	577	940	123	**	355	420	*	**	2,777
Doctorate	5	*	5	5	26	49	9	**	26	35	0	0	166
Part-Time	2,037	693	3,444	3,409	29,865	37,133	4,960	3,129	9,743	8,875	113	48	103,449
Diploma	1,725	569	2,798	2,555	24,605	31,099	4,186	2,632	7,140	6,915	67	30	84,321
Bachelor's	306	**	627	837	5,101	5,720	741	484	2,501	1,854	**	**	18,355
Master's	6	*	19	17	**	302	**	**	97	**	*	*	746
Doctorate	0	0	0	0	*	12	*	*	5	*	0	0	27
Not stated	0	0	0	136	0	0	809	1,305	0	5,752	0	227	8,229
Diploma	0	0	0	96	0	0	643	1,000	0	4,099	0	153	5,991
Bachelor's	0	0	0	**	0	0	159	303	0	1,604	0	**	2,171
Master's	0	0	0	*	0	0	7	*	0	49	0	**	**
Doctorate	0	0	0	0	0	0	0	*	0	0	0	0	*

Source: RNDB/CIHI

Table 6.0a Percentage Distribution of Registered Nurses Employed in Nursing by Full-Time/Part-Time Status, Highest Level of Education in Nursing, and Province/Territory of Registration, Canada, 1999

	Nfld.	P.E.I.	N.S.	N.B.	Que.	Ont.	Man.	Sask.	Alta.	B.C.	Y.T.	N.W.T.	Canada
Total	2.3	0.5	3.8	3.4	25.4	34.2	4.5	3.7	9.6	12.2	0.1	0.2	100.0
Full-Time	1.4	0.2	2.3	1.8	12.3	18.0	1.9	1.8	5.4	5.8	0.1	0.1	51.1
Diploma	1.1	0.2	1.7	1.2	8.4	13.7	1.4	1.4	3.5	4.1	0.0	0.1	36.7
Bachelor's	0.3	0.1	0.5	0.6	3.6	3.9	0.5	0.4	1.7	1.5	**	**	13.2
Master's	0.0	**	0.1	0.0	0.3	0.4	0.1	**	0.2	0.2	*	**	1.2
Doctorate	0.0	*	0.0	0.0	0.0	0.0	0.0	**	0.0	0.0	0.0	0.0	0.1
Part-Time	0.9	0.3	1.5	1.5	13.1	16.3	2.2	1.4	4.3	3.9	0.0	0.0	45.3
Diploma	0.8	0.2	1.2	1.1	10.8	13.6	1.8	1.2	3.1	3.0	0.0	0.0	36.9
Bachelor's	0.1	**	0.3	0.4	2.2	2.5	0.3	0.2	1.1	0.8	**	**	8.0
Master's	0.0	*	0.0	0.0	**	0.1	**	**	0.0	**	*	*	0.3
Doctorate	0.0	0.0	0.0	0.0	*	0.0	*	*	0.0	*	0.0	0.0	0.0
Not stated	0.0	0.0	0.0	0.1	0.0	0.0	0.4	0.6	0.0	2.5	0.0	0.1	3.6
Diploma	0.0	0.0	0.0	0.0	0.0	0.0	0.3	0.4	0.0	1.8	0.0	0.1	2.6
Bachelor's	0.0	0.0	0.0	**	0.0	0.0	0.1	0.1	0.0	0.7	0.0	**	1.0
Master's	0.0	0.0	0.0	*	0.0	0.0	0.0	*	0.0	0.0	0.0	**	**
Doctorate	0.0	0.0	0.0	0.0	0.0	0.0	0.0	*	0.0	0.0	0.0	0.0	*

Source: RNDB/CIHI

Notes: * Amount too small to be expressed.

** Amount suppressed to ensure confidentiality.

Data are derived from the first six months of each Provincial/Territorial Regulating Authority's registration year. As a result, counts found in Supply and Distribution of Registered Nurses in Canada will differ slightly from year-end provincial figures.

Includes registered nurses obtaining active-practicing registration in the previous year to work in the given year. Data are processed as of December of given year. Please see methodological notes for a more detailed description of the collection period.

Table 7.0 Registered Nurses Employed in Nursing by Place of Employment and Province/Territory of Registration, Canada, 1999

	Nfld.	P.E.I.	N.S.	N.B.	Que.	Ont.	Man.	Sask.	Alta.	B.C.	Y.T.	N.W.T.	Canada
Total	5,264	1,232	8,615	7,710	57,980	78,197	10,211	8,553	22,044	27,911	243	490	228,450
General Hospital (maternal, paediatric, psychiatric)	3,690	715	5,868	5,516	33,938	43,925	6,214	4,658	13,400	17,441	103	223	135,691
Mental health centre	*	63	68	225	2,267	282	45	68	231	350	*	*	3,606
Nursing station	71	0	11	0	31	199	155	92	93	88	44	79	863
Rehabilitation centre	13	*	161	84	648	795	259	137	260	233	*	0	2,592
Nursing home	610	202	1,015	741	8,917	8,200	1,226	1,191	2,172	2,379	19	13	26,685
Home care	54	51	304	84	266	5,695	262	608	1,152	561	7	11	9,055
Community health	436	81	429	254	6,377	5,439	586	831	1,519	2,472	32	99	18,555
Business/Industry	33	10	127	41	1,265	1,302	74	93	413	183	*	**	3,549
Private nursing	**	0	46	29	725	687	268	48	60	105	0	*	1,991
Self-employed	16	9	65	52	309	837	73	57	153	316	*	*	1,893
Physician's office/Family practice	30	33	132	185	714	2,982	180	162	777	516	10	8	5,729
Educational institution	114	14	142	153	1,256	1,638	199	184	547	665	5	9	4,926
Association/Government	50	45	167	141	800	1,181	367	178	313	488	13	12	3,755
Other	112	**	80	205	258	4,658	235	186	864	675	*	15	7,297
Not stated	**	0	0	0	209	377	68	60	90	1,439	*	8	2,263

Source: RNDB/CIHI

Table 7.0a Percentage Distribution of Registered Nurses Employed in Nursing by Place of Employment and Province/Territory of Registration, Canada, 1999

	Nfld.	P.E.I.	N.S.	N.B.	Que.	Ont.	Man.	Sask.	Alta.	B.C.	Y.T.	N.W.T.	Canada
Total	2.3	0.5	3.8	3.4	25.4	34.2	4.5	3.7	9.6	12.2	0.1	0.2	100.0
General Hospital (maternal, paediatric, psychiatric)	1.6	0.3	2.6	2.4	14.9	19.2	2.7	2.0	5.9	7.6	0.0	0.1	59.4
Mental health centre	*	0.0	0.0	0.1	1.0	0.1	0.0	0.0	0.1	0.2	*	*	1.6
Nursing station	0.0	0.0	0.0	0.0	0.0	0.1	0.1	0.0	0.0	0.0	0.0	0.0	0.4
Rehabilitation centre	0.0	*	0.1	0.0	0.3	0.3	0.1	0.1	0.1	0.1	*	0.0	1.1
Nursing home	0.3	0.1	0.4	0.3	3.9	3.6	0.5	0.5	1.0	1.0	0.0	0.0	11.7
Home care	0.0	0.0	0.1	0.0	0.1	2.5	0.1	0.3	0.5	0.2	0.0	0.0	4.0
Community health	0.2	0.0	0.2	0.1	2.8	2.4	0.3	0.4	0.7	1.1	0.0	0.0	8.1
Business/Industry	0.0	0.0	0.1	0.0	0.6	0.6	0.0	0.0	0.2	0.1	*	**	1.6
Private nursing	**	0.0	0.0	0.0	0.3	0.3	0.1	0.0	0.0	0.0	0.0	*	0.9
Self-employed	0.0	0.0	0.0	0.0	0.1	0.4	0.0	0.0	0.1	0.1	*	*	0.8
Physician's office/Family practice	0.0	0.0	0.1	0.1	0.3	1.3	0.1	0.1	0.3	0.2	0.0	0.0	2.5
Educational institution	0.0	0.0	0.1	0.1	0.5	0.7	0.1	0.1	0.2	0.3	0.0	0.0	2.2
Association/Government	0.0	0.0	0.1	0.1	0.4	0.5	0.2	0.1	0.1	0.2	0.0	0.0	1.6
Other	0.0	**	0.0	0.1	0.1	2.0	0.1	0.1	0.4	0.3	*	0.0	3.2
Not stated	**	0.0	0.0	0.0	0.1	0.2	0.0	0.0	0.0	0.6	*	0.0	1.0

Source: RNDB/CIHI

Notes: * Amount too small to be expressed.

** Amount suppressed to ensure confidentiality.

Data are derived from the first six months of each Provincial/Territorial Regulating Authority's registration year. As a result, counts found in Supply and Distribution of Registered Nurses in Canada will differ slightly from year-end provincial figures.

Includes registered nurses obtaining active-practicing registration in the previous year to work in the given year. Data are processed as of December of given year. Please see methodological notes for a more detailed description of the collection period.

Table 7.0b Registered Nurses Employed in Nursing by Gender, Place of Employment and Province/Territory of Registration, Canada, 1999

	Nfld.	P.E.I.	N.S.	N.B.	Que.	Ont.	Man.	Sask.	Alta.	B.C.	Y.T.	N.W.T.	Canada
All nurses	5,264	1,232	8,615	7,710	57,980	78,197	10,211	8,553	22,044	27,911	243	490	228,450
Hospital	3,778	779	6,108	5,825	36,884	45,201	6,673	4,955	13,984	18,112	149	304	142,752
Nursing home	610	202	1,015	741	8,917	8,200	1,226	1,191	2,172	2,379	19	13	26,685
Home care	54	51	304	84	266	5,695	262	608	1,152	561	**	**	9,055
Community health	436	81	429	254	6,377	5,439	586	831	1,519	2,472	32	99	18,555
Other	375	119	759	806	5,327	13,285	1,396	908	3,127	2,948	35	55	29,140
Not stated	11	0	0	0	209	377	68	60	90	1,439	*	**	2,263
Females	5,075	1,216	8,403	7,452	52,919	75,709	9,775	8,334	21,494	26,807	229	465	217,878
Hospital	3,627	768	5,930	5,602	33,336	43,513	6,381	4,800	13,594	17,313	139	287	135,290
Nursing home	595	**	**	721	8,208	8,037	1,183	1,173	2,127	2,303	19	13	25,579
Home care	**	**	**	84	245	5,548	**	603	**	540	**	**	8,835
Community health	**	81	**	**	6,000	5,355	561	821	1,493	2,424	**	**	17,968
Other	359	119	744	**	4,938	12,896	1,329	882	3,055	2,850	**	**	28,049
Not stated	11	0	0	0	192	360	**	55	**	1,377	*	**	2,157
Males	189	16	212	258	5,061	2,488	436	219	550	1,104	14	25	10,572
Hospital	151	11	178	223	3,548	1,688	292	155	390	799	10	17	7,462
Nursing home	15	*	**	20	709	163	43	18	45	76	0	0	1,106
Home care	*	*	*	0	21	147	**	5	**	21	0	0	220
Community health	**	0	*	*	377	84	25	10	26	48	*	**	587
Other	16	0	15	**	389	389	67	26	72	98	*	*	1,091
Not stated	0	0	0	0	17	17	*	5	*	62	0	0	106

Source: RNDB/CIHI

Notes: * Amount too small to be expressed.

** Amount suppressed to ensure confidentiality.

Hospital includes data from: General Hospital (maternal, paediatric, psychiatric), Mental health centre, Nursing station, and Rehabilitation centre.

Other includes data from: Business/Industry, Private nursing, Self-employed, Physician's office/Family practice, Educational institution, Association/Government, and Other.

Data is derived from the first six months of each Provincial/Territorial Regulating Authority's registration year. As a result, counts found in Supply and Distribution of Registered Nurses in Canada will differ slightly from year-end provincial figures.

Includes registered nurses obtaining active-practicing registration in the previous year to work in the given year. Data is processed as of December of given year. Please see methodological notes for a more detailed description of the collection period.

Table 8.0 Registered Nurses Employed in Nursing by Place of Employment, Age Group, and Province/Territory of Registration, Canada, 1999

	Nfld.	P.E.I.	N.S.	N.B.	Que.	Ont.	Man.	Sask.	Alta.	B.C.	Y.T.	N.W.T.	Canada
All places	5,264	1,232	8,615	7,710	57,980	78,197	10,211	8,553	22,044	27,911	243	490	228,450
< 25	138	10	98	112	2,439	814	119	135	326	441	*	**	4,640
25-29	675	100	644	655	5,055	5,591	785	746	1,938	1,971	14	73	18,247
30-34	984	165	1,128	1,224	7,159	8,873	1,296	929	2,765	2,826	28	71	27,448
35-39	1,010	200	1,565	1,392	8,506	12,118	1,724	1,346	3,295	3,948	45	77	35,226
40-44	880	193	1,675	1,312	10,554	12,453	1,833	1,535	3,685	4,823	53	70	39,066
45-49	755	226	1,457	1,327	11,183	14,913	1,923	1,591	3,919	5,169	46	77	42,586
50-54	502	178	1,148	988	8,542	11,937	1,385	1,120	3,109	4,411	36	50	33,406
55-59	261	104	653	506	3,404	7,910	802	715	2,080	3,051	13	41	19,540
60-64	48	47	207	168	832	3,008	268	367	739	1,109	**	**	6,819
65-69	**	9	**	**	204	469	49	61	160	140	0	5	1,167
70+	0	0	*	*	102	**	6	8	19	22	0	0	271
Not stated	*	0	0	0	0	*	21	0	9	0	0	0	34
Hospital	3,778	779	6,108	5,825	36,884	45,201	6,673	4,956	13,984	18,112	149	304	142,752
< 25	123	**	77	97	1,921	429	99	108	268	376	0	*	3,510
25-29	536	82	475	535	3,455	2,734	570	472	1,344	1,407	10	54	11,674
30-34	812	127	916	1,072	5,270	5,683	901	600	2,092	2,063	20	48	19,604
35-39	785	148	1,203	1,178	5,713	8,187	1,240	864	2,387	2,932	29	56	24,722
40-44	620	138	1,267	975	6,849	7,832	1,216	944	2,406	3,275	33	48	25,603
45-49	472	125	995	944	7,134	8,746	1,215	866	2,338	3,295	26	38	26,194
50-54	277	85	698	627	4,704	6,341	828	594	1,708	2,566	23	27	18,478
55-59	132	43	371	296	1,460	3,881	444	323	1,029	1,655	**	**	9,657
60-64	17	19	95	91	321	1,240	122	163	357	508	*	**	2,948
65-69	*	*	11	10	50	110	20	**	46	**	0	0	304
70+	0	0	0	0	7	18	*	*	**	*	0	0	38
Not stated	*	0	0	0	0	0	**	0	*	0	0	0	20

Source: RNDB/CIHI

Notes: * Amount too small to be expressed.

** Amount suppressed to ensure confidentiality.

Hospital includes data from: General Hospital (maternal, paediatric, psychiatric), Mental health centre, Nursing station, and Rehabilitation centre.*Other* includes data from: Business/Industry, Private nursing, Self-employed, Physician's office/Family practice, Educational institution, Association/Government, and Other.*Data* is derived from the first six months of each Provincial/Territorial Regulating Authority's registration year. As a result, counts found in Supply and Distribution of Registered Nurses in Canada will differ slightly from year-end provincial figures.

Includes registered nurses obtaining active-practicing registration in the previous year to work in the given year. Data is processed as of December of given year. Please see methodological notes for a more detailed description of the collection period.

Table 8.0 Registered Nurses Employed in Nursing by Place of Employment, Age Group, and Province/Territory of Registration, Canada, 1999

	Nfld.	P.E.I.	N.S.	N.B.	Que.	Ont.	Man.	Sask.	Alta.	B.C.	Y.T.	N.W.T.	Canada
Nursing home	610	202	1,015	741	8,917	8,200	1,226	1,191	2,172	2,379	19	13	26,685
< 25	**	*	**	11	340	96	7	15	**	**	*	*	536
25-29	69	**	95	57	783	855	78	125	172	181	*	0	2,427
30-34	69	24	95	60	783	749	127	106	192	207	*	*	2,417
35-39	79	23	146	96	1,237	790	140	133	189	213	*	*	3,051
40-44	111	**	143	119	1,595	1,036	208	159	258	355	*	0	4,002
45-49	103	40	160	126	1,513	1,390	221	196	399	407	*	*	4,562
50-54	91	40	173	136	1,515	1,387	234	173	381	432	*	*	4,566
55-59	61	**	124	95	821	1,169	144	169	347	333	0	*	3,300
60-64	16	12	53	36	213	598	53	96	163	189	*	*	1,431
65-69	*	*	11	*	75	106	9	19	50	35	0	0	314
70+	0	0	*	*	42	24	*	0	*	*	0	0	**
Not stated	0	0	0	0	0	0	*	0	0	0	0	0	*
Home care	54	51	304	84	266	5,695	262	608	1,152	561	7	11	9,055
< 25	*	0	5	*	5	136	*	*	10	5	0	0	166
25-29	6	*	30	*	13	736	14	31	106	48	0	*	992
30-34	14	*	37	6	12	614	37	68	118	46	*	0	954
35-39	5	10	45	9	24	696	29	96	141	60	*	*	1,117
40-44	*	12	54	12	32	823	50	114	179	93	*	*	1,377
45-49	8	9	52	19	42	1,112	58	134	229	105	*	*	1,773
50-54	7	9	41	24	64	834	36	90	200	96	*	*	1,403
55-59	8	*	30	8	53	512	19	41	135	70	0	*	881
60-64	*	*	10	*	15	187	15	27	22	29	0	0	311
65-69	0	*	0	0	*	38	*	*	**	9	0	0	69
70+	0	0	0	0	*	7	0	*	0	0	0	0	**
Not stated	0	0	0	0	0	0	0	0	*	0	0	0	*

Source: RNDB/CIHI

Notes: * Amount too small to be expressed.

** Amount suppressed to ensure confidentiality.

Hospital includes data from: General Hospital (maternal, paediatric, psychiatric), Mental health centre, Nursing station, and Rehabilitation centre.

Other includes data from: Business/Industry, Private nursing, Self-employed, Physician's office/Family practice, Educational institution, Association/Government, and Other.

Data is derived from the first six months of each Provincial/Territorial Regulating Authority's registration year. As a result, counts found in Supply and Distribution of Registered Nurses in Canada will differ slightly from year-end provincial figures.

Includes registered nurses obtaining active-practicing registration in the previous year to work in the given year. Data is processed as of December of given year. Please see methodological notes for a more detailed description of the collection period.

Table 8.0 Registered Nurses Employed in Nursing by Place of Employment, Age Group, and Province/Territory of Registration, Canada, 1999

	Nfld.	P.E.I.	N.S.	N.B.	Que.	Ont.	Man.	Sask.	Alta.	B.C.	Y.T.	N.W.T.	Canada
Community health	436	81	429	254	6,377	5,439	586	831	1,519	2,472	32	99	18,555
< 25	*	0	0	0	65	34	*	**	10	**	0	0	129
25-29	44	*	21	12	441	367	31	71	148	102	*	13	1,254
30-34	53	**	28	22	657	613	80	80	140	201	*	14	1,899
35-39	73	8	67	29	878	813	99	133	201	295	5	10	2,611
40-44	70	6	81	60	1,238	866	112	185	280	417	9	12	3,336
45-49	99	17	98	63	1,496	1,096	126	190	308	538	5	17	4,053
50-54	66	20	77	40	1,112	870	70	73	233	463	*	**	3,040
55-59	24	14	43	17	400	568	42	60	138	327	*	**	1,649
60-64	*	*	**	**	70	186	17	28	45	104	*	*	483
65-69	*	*	*	*	11	**	5	*	13	15	0	*	81
70+	0	0	0	0	9	*	0	0	*	*	0	0	15
Not stated	*	0	0	0	0	0	*	0	*	0	0	0	5
Other	375	119	759	806	5,327	13,285	1,396	908	3,127	2,948	35	55	29,140
< 25													260
25-29													1,710
30-34													2,346
35-39													3,490
40-44													4,465
45-49													5,641
50-54													5,540
55-59													3,708
60-64													1,488
65-69													372
70+													**
Not stated													*

Source: RNDB/CIHI

Notes: * Amount too small to be expressed.
 ** Amount suppressed to ensure confidentiality.

Hospital includes data from: General Hospital (maternal, paediatric, psychiatric), Mental health centre, Nursing station, and Rehabilitation centre.

Other includes data from: Business/Industry, Private nursing, Self-employed, Physician's office/Family practice, Educational institution, Association/Government, and Other.

Data is derived from the first six months of each Provincial/Territorial Regulating Authority's registration year. As a result, counts found in Supply and Distribution of Registered Nurses in Canada will differ slightly from year-end provincial figures.

Includes registered nurses obtaining active-practicing registration in the previous year to work in the given year. Data is processed as of December of given year. Please see methodological notes for a more detailed description of the collection period.

Table 8.0 Registered Nurses Employed in Nursing by Place of Employment, Age Group, and Province/Territory of Registration, Canada, 1999

	Nfld.	P.E.I.	N.S.	N.B.	Que.	Ont.	Man.	Sask.	Alta.	B.C.	Y.T.	N.W.T.	Canada
Not stated	11	0	0	0	209	377	68	60	90	1,439	*	**	2,263
< 25													39
25-29													190
30-34													228
35-39													235
40-44													283
45-49													363
50-54													379
55-59													345
60-64													158
65-69													27
70+													16
Not stated													0

Source: RNDB/CIHI

- Notes:
- * Amount too small to be expressed.
 - ** Amount suppressed to ensure confidentiality.

Hospital includes data from: General Hospital (maternal, paediatric, psychiatric), Mental health centre, Nursing station, and Rehabilitation centre.

Other includes data from: Business/Industry, Private nursing, Self-employed, Physician's office/Family practice, Educational institution, Association/Government, and Other.

Data is derived from the first six months of each Provincial/Territorial Regulating Authority's registration year. As a result, counts found in Supply and Distribution of Registered Nurses in Canada will differ slightly from year-end provincial figures.

Includes registered nurses obtaining active-practicing registration in the previous year to work in the given year. Data is processed as of December of given year. Please see methodological notes for a more detailed description of the collection period.

Table 8.0a Percentage Distribution of Registered Nurses Employed in Nursing by Place of Employment, Age Group, and Province/Territory of Registration, Canada, 1999

	Nfld.	P.E.I.	N.S.	N.B.	Que.	Ont.	Man.	Sask.	Alta.	B.C.	Y.T.	N.W.T.	Canada
All places	2.3	0.5	3.8	3.4	25.4	34.2	4.5	3.7	9.6	12.2	0.1	0.2	100.0
< 25	0.1	0.0	0.0	0.0	1.1	0.4	0.1	0.1	0.1	0.2	*	**	2.0
25-29	0.3	0.0	0.3	0.3	2.2	2.4	0.3	0.3	0.8	0.9	0.0	0.0	8.0
30-34	0.4	0.1	0.5	0.5	3.1	3.9	0.6	0.4	1.2	1.2	0.0	0.0	12.0
35-39	0.4	0.1	0.7	0.6	3.7	5.3	0.8	0.6	1.4	1.7	0.0	0.0	15.4
40-44	0.4	0.1	0.7	0.6	4.6	5.5	0.8	0.7	1.6	2.1	0.0	0.0	17.1
45-49	0.3	0.1	0.6	0.6	4.9	6.5	0.8	0.7	1.7	2.3	0.0	0.0	18.6
50-54	0.2	0.1	0.5	0.4	3.7	5.2	0.6	0.5	1.4	1.9	0.0	0.0	14.6
55-59	0.1	0.0	0.3	0.2	1.5	3.5	0.4	0.3	0.9	1.3	0.0	0.0	8.6
60-64	0.0	0.0	0.1	0.1	0.4	1.3	0.1	0.2	0.3	0.5	**	**	3.0
65-69	**	0.0	**	**	0.1	0.2	0.0	0.0	0.1	0.1	0.0	0.0	0.5
70+	0.0	0.0	*	*	0.0	**	0.0	0.0	0.0	0.0	0.0	0.0	0.1
Not stated	*	0.0	0.0	0.0	0.0	*	0.0	0.0	0.0	0.0	0.0	0.0	0.0
Hospital	1.7	0.3	2.7	2.5	16.1	19.8	2.9	2.2	6.1	7.9	0.1	0.1	62.5
< 25	0.1	**	0.0	0.0	0.8	0.2	0.0	0.0	0.1	0.2	0.0	*	1.5
25-29	0.2	0.0	0.2	0.2	1.5	1.2	0.2	0.2	0.6	0.6	0.0	0.0	5.1
30-34	0.4	0.1	0.4	0.5	2.3	2.5	0.4	0.3	0.9	0.9	0.0	0.0	8.6
35-39	0.3	0.1	0.5	0.5	2.5	3.6	0.5	0.4	1.0	1.3	0.0	0.0	10.8
40-44	0.3	0.1	0.6	0.4	3.0	3.4	0.5	0.4	1.1	1.4	0.0	0.0	11.2
45-49	0.2	0.1	0.4	0.4	3.1	3.8	0.5	0.4	1.0	1.4	0.0	0.0	11.5
50-54	0.1	0.0	0.3	0.3	2.1	2.8	0.4	0.3	0.7	1.1	0.0	0.0	8.1
55-59	0.1	0.0	0.2	0.1	0.6	1.7	0.2	0.1	0.5	0.7	**	**	4.2
60-64	0.0	0.0	0.0	0.0	0.1	0.5	0.1	0.1	0.2	0.2	*	**	1.3
65-69	*	*	0.0	0.0	0.0	0.0	0.0	**	0.0	**	0.0	0.0	0.1
70+	0.0	0.0	0.0	0.0	0.0	0.0	*	*	**	*	0.0	0.0	0.0
Not stated	*	0.0	0.0	0.0	0.0	0.0	**	0.0	*	0.0	0.0	0.0	0.0

Source: RNDB/CIHI

Notes: * Amount too small to be expressed.
 ** Amount suppressed to ensure confidentiality.

Hospital includes data from: General Hospital (maternal, paediatric, psychiatric), Mental health centre, Nursing station, and Rehabilitation centre.

Other includes data from: Business/Industry, Private nursing, Self-employed, Physician's office/Family practice, Educational institution, Association/Government, and Other.

Table 8.0a Percentage Distribution of Registered Nurses Employed in Nursing by Place of Employment, Age Group, and Province/Territory of Registration, Canada, 1999

	Nfld.	P.E.I.	N.S.	N.B.	Que.	Ont.	Man.	Sask.	Alta.	B.C.	Y.T.	N.W.T.	Canada
Nursing home	0.3	0.1	0.4	0.3	3.9	3.6	0.5	0.5	1.0	1.0	0.0	0.0	11.7
< 25	**	*	**	0.0	0.1	0.0	0.0	0.0	**	**	*	*	0.2
25-29	0.0	**	0.0	0.0	0.3	0.4	0.0	0.1	0.1	0.1	*	0.0	1.1
30-34	0.0	0.0	0.0	0.0	0.3	0.3	0.1	0.0	0.1	0.1	*	*	1.1
35-39	0.0	0.0	0.1	0.0	0.5	0.3	0.1	0.1	0.1	0.1	*	*	1.3
40-44	0.0	**	0.1	0.1	0.7	0.5	0.1	0.1	0.1	0.2	*	0.0	1.8
45-49	0.0	0.0	0.1	0.1	0.7	0.6	0.1	0.1	0.2	0.2	*	*	2.0
50-54	0.0	0.0	0.1	0.1	0.7	0.6	0.1	0.1	0.2	0.2	*	*	2.0
55-59	0.0	**	0.1	0.0	0.4	0.5	0.1	0.1	0.2	0.1	0.0	*	1.4
60-64	0.0	0.0	0.0	0.0	0.1	0.3	0.0	0.0	0.1	0.1	*	*	0.6
65-69	*	*	*	*	0.0	0.0	0.0	0.0	0.0	0.0	0.0	0.0	0.1
70+	0.0	0.0	*	*	0.0	0.0	*	0.0	*	*	0.0	0.0	**
Not stated	0.0	0.0	0.0	0.0	0.0	0.0	*	0.0	0.0	0.0	0.0	0.0	*
Home care	0.0	0.0	0.1	0.0	0.1	2.5	0.1	0.3	0.5	0.2	0.0	0.0	4.0
< 25	*	0.0	0.0	*	0.0	0.1	*	*	0.0	0.0	0.0	0.0	0.1
25-29	0.0	*	0.0	*	0.0	0.3	0.0	0.0	0.0	0.0	0.0	*	0.4
30-34	0.0	*	0.0	0.0	0.0	0.3	0.0	0.0	0.1	0.0	*	0.0	0.4
35-39	0.0	0.0	0.0	0.0	0.0	0.3	0.0	0.0	0.1	0.0	*	*	0.5
40-44	*	0.0	0.0	0.0	0.0	0.4	0.0	0.0	0.1	0.0	*	*	0.6
45-49	0.0	0.0	0.0	0.0	0.0	0.5	0.0	0.1	0.1	0.0	*	*	0.8
50-54	0.0	0.0	0.0	0.0	0.0	0.4	0.0	0.0	0.1	0.0	*	*	0.6
55-59	0.0	*	0.0	0.0	0.0	0.2	0.0	0.0	0.1	0.0	0.0	*	0.4
60-64	*	*	0.0	*	0.0	0.1	0.0	0.0	0.0	0.0	0.0	0.0	0.1
65-69	0.0	*	0.0	0.0	*	0.0	*	*	**	0.0	0.0	0.0	0.0
70+	0.0	0.0	0.0	0.0	*	0.0	*	*	0.0	0.0	0.0	0.0	**
Not stated	0.0	0.0	0.0	0.0	0.0	0.0	0.0	0.0	0.0	0.0	0.0	0.0	*

Source: RNDB/CIHI

Notes: * Amount too small to be expressed.

** Amount suppressed to ensure confidentiality.

Hospital includes data from: General Hospital (maternal, paediatric, psychiatric), Mental health centre, Nursing station, and Rehabilitation centre.*Other* includes data from: Business/Industry, Private nursing, Self-employed, Physician's office/Family practice, Educational institution, Association/Government, and Other.

Table 8.0a Percentage Distribution of Registered Nurses Employed in Nursing by Place of Employment, Age Group, and Province/Territory of Registration, Canada, 1999

	Nfld.	P.E.I.	N.S.	N.B.	Que.	Ont.	Man.	Sask.	Alta.	B.C.	Y.T.	N.W.T.	Canada
Community health	0.2	0.0	0.2	0.1	2.8	2.4	0.3	0.4	0.7	1.1	0.0	0.0	8.1
<25	*	0.0	0.0	0.0	0.0	0.0	*	**	0.0	**	0.0	0.0	0.1
25-29	0.0	*	0.0	0.0	0.2	0.2	0.0	0.0	0.1	0.0	*	0.0	0.5
30-34	0.0	**	0.0	0.0	0.3	0.3	0.0	0.0	0.1	0.1	*	0.0	0.8
35-39	0.0	0.0	0.0	0.0	0.4	0.4	0.0	0.1	0.1	0.1	0.0	0.0	1.1
40-44	0.0	0.0	0.0	0.0	0.5	0.4	0.0	0.1	0.1	0.2	0.0	0.0	1.5
45-49	0.0	0.0	0.0	0.0	0.7	0.5	0.1	0.1	0.1	0.2	0.0	0.0	1.8
50-54	0.0	0.0	0.0	0.0	0.5	0.4	0.0	0.0	0.1	0.2	*	**	1.3
55-59	0.0	0.0	0.0	0.0	0.2	0.2	0.0	0.0	0.1	0.1	*	**	0.7
60-64	*	*	**	**	0.0	0.1	0.0	0.0	0.0	0.0	*	*	0.2
65-69	*	*	*	*	0.0	**	0.0	*	0.0	0.0	0.0	*	0.0
70+	0.0	0.0	0.0	0.0	0.0	*	0.0	0.0	*	*	0.0	0.0	0.0
Not stated	*	0.0	0.0	0.0	0.0	0.0	*	0.0	*	0.0	0.0	0.0	0.0
Other	0.2	0.1	0.3	0.4	2.3	5.8	0.6	0.4	1.4	1.3	0.0	0.0	12.8
<25													0.1
25-29													0.7
30-34													1.0
35-39													1.5
40-44													2.0
45-49													2.5
50-54													2.4
55-59													1.6
60-64													0.7
65-69													0.2
70+													**
Not stated													*

Source: RNDB/CIHI

Notes: * Amount too small to be expressed.
 ** Amount suppressed to ensure confidentiality.

Hospital includes data from: General Hospital (maternal, paediatric, psychiatric), Mental health centre, Nursing station, and Rehabilitation centre.

Other includes data from: Business/Industry, Private nursing, Self-employed, Physician's office/Family practice, Educational institution, Association/Government, and Other.

Table 8.0a Percentage Distribution of Registered Nurses Employed in Nursing by Place of Employment, Age Group, and Province/Territory of Registration, Canada, 1999

	Nfld.	P.E.I.	N.S.	N.B.	Que.	Ont.	Man.	Sask.	Alta.	B.C.	Y.T.	N.W.T.	Canada
Not stated	0.0	0.0	0.0	0.0	0.1	0.2	0.0	0.0	0.0	0.6	*	**	1.0
<25													0.0
25-29													0.1
30-34													0.1
35-39													0.1
40-44													0.1
45-49													0.1
50-54						Amount suppressed to ensure confidentiality.							0.2
55-59													0.2
60-64													0.2
65-69													0.1
70+													0.0
Not stated													0.0

Source: RNDB/CIHI

Notes: * Amount too small to be expressed.

** Amount suppressed to ensure confidentiality.

Hospital includes data from: General Hospital (maternal, paediatric, psychiatric), Mental health centre, Nursing station, and Rehabilitation centre.

Other includes data from: Business/Industry, Private nursing, Self-employed, Physician's office/Family practice, Educational institution, Association/Government, and Other.

Table 9.0 Registered Nurses Employed in Nursing by Place of Employment, Full-Time/Part-Time Status, and Province/Territory of Registration, Canada, 1999

	Nfld.	P.E.I.	N.S.	N.B.	Que.	Ont.	Man.	Sask.	Alta.	B.C.	Y.T.	N.W.T.	Canada
All Places of Employment	5,264	1,232	8,615	7,710	57,980	78,197	10,211	8,553	22,044	27,911	243	490	228,450
Full-time	3,227	539	5,171	4,165	28,115	41,064	4,442	4,119	12,301	13,284	130	215	116,772
Part-time	2,037	693	3,444	3,409	29,865	37,133	4,960	3,129	9,743	8,875	113	48	103,449
Not stated	0	0	0	136	0	0	809	1,305	0	5,752	0	227	8,229
Hospitals	3,778	779	6,108	5,825	36,884	45,201	6,673	4,955	13,984	18,112	149	304	142,752
Full-time	2,292	342	3,775	3,200	17,642	23,516	2,664	2,531	7,682	8,597	71	124	72,436
Part-time	1,486	437	2,333	2,524	19,242	21,685	3,576	1,578	6,302	5,478	78	26	64,745
Not stated	0	0	0	101	0	0	433	846	0	4,037	0	154	5,571
Nursing Homes	610	202	1,015	741	8,917	8,200	1,226	1,191	2,172	2,379	19	13	26,685
Full-time	339	68	466	296	3,546	4,020	466	415	1,140	963	**	415	11,735
Part-time	271	134	549	428	5,371	4,180	668	617	1,032	916	**	*	14,175
Not stated	0	0	0	17	0	0	92	159	0	500	0	7	775
Home Care	54	51	304	84	266	5,695	262	608	1,152	561	**	11	9,055
Full-time	**	18	158	**	88	2,532	109	187	589	256	*	6	3,988
Part-time	34	33	146	59	178	3,163	88	330	563	164	*	*	4,765
Not stated	0	0	0	*	0	0	65	91	0	141	0	*	302
Community Health	436	81	429	254	6,377	5,439	586	831	1,519	2,472	32	99	18,555
Full-time	311	36	296	**	3,787	3,721	366	439	873	1,296	22	50	11,372
Part-time	125	45	133	74	2,590	1,718	174	321	646	839	10	13	6,688
Not stated	0	0	0	5	0	0	46	**	0	337	0	36	495
Other	375	119	759	806	5,327	13,285	1,396	908	3,127	2,948	35	55	29,140
Full-time	261	75	476	473	2,958	7,110	816	516	1,967	1,552	21	28	16,253
Part-time	114	44	283	324	2,369	6,175	425	268	1,160	976	**	*	12,155
Not stated	0	0	0	**	0	0	155	124	0	420	0	**	732
Not Stated	11	0	0	0	209	377	68	60	90	1,439	*	**	2,263
Full-time	*	0	0	0	94	165	21	31	50	620	0	*	988
Part-time	**	0	0	0	115	212	29	15	40	502	*	0	921
Not stated	0	0	0	0	0	0	18	**	0	317	0	**	354

Source: RNDB/CIHI

Notes: * Amount too small to be expressed.

** Amount suppressed to ensure confidentiality.

Hospital includes data from: General Hospital (maternal, paediatric, psychiatric), Mental health centre, Nursing station, and Rehabilitation centre.

Other includes data from: Business/Industry, Private nursing, Self-employed, Physician's office/Family practice, Educational institution, Association/Government, and Other.

Data is derived from the first six months of each Provincial/Territorial Regulating Authority's registration year. As a result, counts found in Supply and Distribution of Registered Nurses in Canada will differ slightly from year-end provincial figures.

Includes registered nurses obtaining active-practicing registration in the previous year to work in the given year. Data is processed as of December of given year. Please see methodological notes for a more detailed description of the collection period.

Table 9.0a Percentage Distribution of Registered Nurses Employed in Nursing by Place of Employment, Full-Time/Part-Time Status, and Province/Territory of Registration, Canada, 1999

	Nfld.	P.E.I.	N.S.	N.B.	Que.	Ont.	Man.	Sask.	Alta.	B.C.	Y.T.	N.W.T.	Canada
All Places of Employment	2.3	0.5	3.8	3.4	25.4	34.2	4.5	3.7	9.6	12.2	0.1	0.2	100.0
Full-time	1.4	0.2	2.3	1.8	12.3	18.0	1.9	1.8	5.4	5.8	0.1	0.1	51.1
Part-time	0.9	0.3	1.5	1.5	13.1	16.3	2.2	1.4	4.3	3.9	0.0	0.0	45.3
Not stated	0.0	0.0	0.0	0.1	0.0	0.0	0.4	0.6	0.0	2.5	0.0	0.1	3.6
Hospitals	1.7	0.3	2.7	2.5	16.1	19.8	2.9	2.2	6.1	7.9	0.1	0.1	62.5
Full-time	1.0	0.1	1.7	1.4	7.7	10.3	1.2	1.1	3.4	3.8	0.0	0.1	31.7
Part-time	0.7	0.2	1.0	1.1	8.4	9.5	1.6	0.7	2.8	2.4	0.0	0.0	28.3
Not stated	0.0	0.0	0.0	0.0	0.0	0.0	0.2	0.4	0.0	1.8	0.0	0.1	2.4
Nursing Homes	0.3	0.1	0.4	0.3	3.9	3.6	0.5	0.5	1.0	1.0	0.0	0.0	11.7
Full-time	0.1	0.0	0.2	0.1	1.6	1.8	0.2	0.2	0.5	0.4	**	*	5.1
Part-time	0.1	0.1	0.2	0.2	2.4	1.8	0.3	0.3	0.5	0.4	**	*	6.2
Not stated	0.0	0.0	0.0	0.0	0.0	0.0	0.0	0.1	0.0	0.2	0.0	0.0	0.3
Home Care	0.0	0.0	0.1	0.0	0.1	2.5	0.1	0.3	0.5	0.2	**	0.0	4.0
Full-time	**	0.0	0.1	**	0.0	1.1	0.0	0.1	0.3	0.1	*	0.0	1.7
Part-time	0.0	0.0	0.1	0.0	0.1	1.4	0.0	0.1	0.2	0.1	*	*	2.1
Not stated	0.0	0.0	0.0	*	0.0	0.0	0.0	0.0	0.0	0.1	0.0	**	0.1
Community Health	0.2	0.0	0.2	0.1	2.8	2.4	0.3	0.4	0.7	1.1	0.0	0.0	8.1
Full-time	0.1	0.0	0.1	**	1.7	1.6	0.2	0.2	0.4	0.6	0.0	0.0	5.0
Part-time	0.1	0.0	0.1	0.0	1.1	0.8	0.1	0.1	0.3	0.4	0.0	0.0	2.9
Not stated	0.0	0.0	0.0	0.0	0.0	0.0	0.0	**	0.0	0.1	0.0	0.0	0.2
Other	0.2	0.1	0.3	0.4	2.3	5.8	0.6	0.4	1.4	1.3	0.0	0.0	12.8
Full-time	0.1	0.0	0.2	0.2	1.3	3.1	0.4	0.2	0.9	0.7	0.0	0.0	7.1
Part-time	0.0	0.0	0.1	0.1	1.0	2.7	0.2	0.1	0.5	0.4	**	*	5.3
Not stated	0.0	0.0	0.0	**	0.0	0.0	0.1	0.1	0.0	0.2	0.0	**	0.3
Not Stated	0.0	0.0	0.0	0.0	0.1	0.2	0.0	0.0	0.0	0.6	*	**	1.0
Full-time	*	0.0	0.0	0.0	0.0	0.1	0.0	0.0	0.0	0.3	0.0	*	0.4
Part-time	**	0.0	0.0	0.0	0.1	0.1	0.0	0.0	0.0	0.2	*	0.0	0.4
Not stated	0.0	0.0	0.0	0.0	0.0	0.0	0.0	**	0.0	0.1	0.0	**	0.2

Source: RNDB/CIHI

Hospital includes data from: General Hospital (maternal, paediatric, psychiatric), Mental health centre, Nursing station, and Rehabilitation centre.

Other includes data from: Business/Industry, Private nursing, Self-employed, Physician's office/Family practice, Educational institution, Association/Government, and Other.

Table 10.0 Registered Nurses Employed in Nursing by Place of Employment, Full-Time/Part-Time Status, Multiple Employment, and Province/Territory of Registration, Canada, 1999

	Nfld.	P.E.I.	N.S.	N.B.	Que.	Ont.	Man.	Sask.	Alta.	B.C.	Y.T.	N.W.T.	Canada
All Places of Employment	5,264	1,232	8,615	7,710	57,980	78,197	10,211	8,553	22,044	27,911	243	490	228,450
Single employment	4,792	0	7,787	0	48,973	62,453	8,545	6,539	18,347	21,555	215	201	179,407
Multiple employment	461	0	828	0	8,196	12,077	1,666	1,966	3,697	6,356	28	48	35,323
Not stated	11	1,232	0	7,710	811	3,667	0	48	0	0	0	241	13,720
Full-time	3,227	539	5,171	4,165	28,115	41,064	4,442	4,119	12,301	13,284	130	215	116,772
Single employment	3,066	0	4,852	0	25,040	34,897	3,954	3,602	10,354	11,476	119	140	97,500
Multiple employment	**	0	319	0	2,754	4,118	488	492	1,947	1,808	**	15	12,111
Not stated	*	539	0	4,165	321	2,049	0	**	0	0	0	60	7,161
Part-time	2,037	693	3,444	3,409	29,865	37,133	4,960	3,129	9,743	8,875	113	48	103,449
Single employment	1,726	0	2,935	0	23,933	27,556	4,020	2,163	7,993	6,648	96	29	77,099
Multiple employment	302	0	509	0	5,442	7,959	940	954	1,750	2,227	17	14	20,114
Not stated	9	693	0	3,409	490	1,618	0	12	0	0	0	5	6,236
Not stated	0	0	0	136	0	0	809	1,305	0	5,752	0	227	8,229
Single employment	0	0	0	0	0	0	571	774	0	3,431	0	32	4,808
Multiple employment	0	0	0	0	0	0	238	520	0	2,321	0	19	3,098
Not stated	0	0	0	136	0	0	0	11	0	0	0	176	323

Source: RNDB/CIHI

Notes: * Amount too small to be expressed.

** Amount suppressed to ensure confidentiality.

Table 10.0a Registered Nurses Employed in Nursing in Hospitals by Full-Time/Part-Time Status, Multiple Employment, and Province/Territory of Registration, Canada, 1999

	Nfld.	P.E.I.	N.S.	N.B.	Que.	Ont.	Man.	Sask.	Alta.	B.C.	Y.T.	N.W.T.	Canada
Total	3,778	779	6,108	5,825	36,884	45,201	6,673	4,955	13,984	18,112	149	304	142,752
Single employment	3,519	0	5,650	0	32,691	37,164	5,701	4,012	11,737	14,475	132	132	115,213
Multiple employment	**	0	458	0	3,841	6,156	972	943	2,247	3,637	**	27	18,554
Not stated	*	779	0	5,825	352	1,881	0	0	0	0	0	**	8,985
Full-time	2,292	342	3,775	3,200	17,642	23,516	2,664	2,531	7,682	8,597	71	124	72,436
Single employment	2,210	0	3,581	0	16,288	20,423	2,399	2,261	6,486	7,587	64	89	61,388
Multiple employment	**	0	194	0	1,203	2,008	265	270	1,196	1,010	**	9	6,243
Not stated	*	342	0	3,200	151	1,085	0	0	0	0	0	**	4,805
Part-time	1,486	437	2,333	2,524	19,242	21,685	3,576	1,578	6,302	5,478	78	26	64,745
Single employment	1,309	0	2,069	0	16,403	16,741	2,989	1,200	5,251	4,307	68	17	50,354
Multiple employment	**	0	264	0	2,638	4,148	587	378	1,051	1,171	10	**	10,428
Not stated	*	437	0	2,524	201	796	0	0	0	0	0	*	3,963
Not stated	0	0	0	101	0	0	433	846	0	4,037	0	154	5,571
Single employment	0	0	0	0	0	0	313	551	0	2,581	0	26	3,471
Multiple employment	0	0	0	0	0	0	120	295	0	1,456	0	12	1,883
Not stated	0	0	0	101	0	0	0	0	0	0	0	116	217

Source: RNDB/CIHI

Table 10.0b Registered Nurses Employed in Nursing in Nursing Homes by Full-Time/Part-Time Status, Multiple Employment, and Province/Territory of Registration, Canada, 1999

	Nfld.	P.E.I.	N.S.	N.B.	Que.	Ont.	Man.	Sask.	Alta.	B.C.	Y.T.	N.W.T.	Canada
Total	610	202	1,015	741	8,917	8,200	1,226	1,191	2,172	2,379	19	13	26,685
Single employment	551	0	858	0	7,038	6,442	975	826	1,760	1,614	**	**	20,087
Multiple employment	**	0	157	0	1,704	1,365	251	365	412	765	*	*	5,080
Not stated	*	202	0	741	175	393	0	0	0	0	0	**	1,518
Full-time	339	68	466	296	3,546	4,020	466	415	1,140	963	**	*	11,735
Single employment	329	0	422	0	3,046	3,443	422	361	936	775	**	*	9,748
Multiple employment	**	0	44	0	433	358	44	54	204	188	0	*	1,336
Not stated	0	68	0	296	**	219	0	0	0	0	0	*	651
Part-time	271	134	549	428	5,371	4,180	668	617	1,032	916	**	*	14,175
Single employment	222	0	436	0	3,992	2,999	493	389	824	629	**	*	9,991
Multiple employment	**	0	113	0	1,271	1,007	175	228	208	287	*	*	3,339
Not stated	*	134	0	428	**	174	0	0	0	0	0	0	845
Not stated	0	0	0	17	0	0	92	159	0	500	0	7	775
Single employment	0	0	0	0	0	0	**	76	0	210	0	*	348
Multiple employment	0	0	0	0	0	0	32	83	0	290	0	0	405
Not stated	0	0	0	**	0	0	0	0	0	0	0	**	22

Source: RNDB/CIHI

Notes: * Amount too small to be expressed.

** Amount suppressed to ensure confidentiality.

Hospital includes data from: General Hospital (maternal, paediatric, psychiatric), Mental health centre, Nursing station, and Rehabilitation centre.

Other includes data from: Business/Industry, Private nursing, Self-employed, Physician's office/Family practice, Educational institution, Association/Government, and Other.

Table 10.0c Registered Nurses Employed in Nursing in Home Care by Full-Time/Part-Time Status, Multiple Employment, and Province/Territory of Registration, Canada, 1999

	Nfld.	P.E.I.	N.S.	N.B.	Que.	Ont.	Man.	Sask.	Alta.	B.C.	Y.T.	N.W.T.	Canada
Total	54	51	304	84	266	5,695	262	608	1,152	561	7	11	9,055
Single employment	35	0	239	0	191	4,361	205	413	926	398	**	**	6,778
Multiple employment	**	0	65	0	57	1,142	57	195	226	163	*	*	1,926
Not stated	*	51	0	84	18	192	0	0	0	0	0	*	351
Full-time	20	18	158	**	88	2,532	109	187	589	256	*	**	3,988
Single employment	15	0	138	0	73	2,081	94	166	484	214	*	*	3,270
Multiple employment	5	0	20	0	**	356	15	21	105	42	*	*	579
Not stated	0	18	0	**	*	95	0	0	0	0	0	*	139
Part-time	34	33	146	59	178	3,163	88	330	563	164	*	*	4,765
Single employment	20	0	101	0	118	2,280	64	205	442	114	*	*	3,348
Multiple employment	**	0	45	0	44	786	24	125	121	50	*	*	1,209
Not stated	*	33	0	59	16	97	0	0	0	0	0	*	208
Not stated	0	0	0	*	0	0	65	91	0	141	0	*	302
Single employment	0	0	0	0	0	0	47	**	0	70	0	*	160
Multiple employment	0	0	0	0	0	0	18	49	0	71	0	0	**
Not stated	0	0	0	*	0	0	0	0	0	0	0	0	*

Source: RNDB/CIHI

Table 10.0d Registered Nurses Employed in Nursing in Community Health by Full-Time/Part-Time Status, Multiple Employment, and Province/Territory of Registration, Canada, 1999

	Nfld.	P.E.I.	N.S.	N.B.	Que.	Ont.	Man.	Sask.	Alta.	B.C.	Y.T.	N.W.T.	Canada
Total	436	81	429	254	6,377	5,439	586	831	1,519	2,472	32	99	18,555
Single employment	372	0	386	0	5,063	4,602	488	617	1,247	1,920	**	**	14,764
Multiple employment	64	0	43	0	1,247	667	98	214	272	552	*	**	3,169
Not stated	0	81	0	254	67	170	0	0	0	0	0	50	622
Full-time	311	36	296	175	3,787	3,721	366	439	873	1,296	22	50	11,372
Single employment	281	0	279	0	3,249	3,271	322	380	737	1,130	**	**	9,700
Multiple employment	30	0	17	0	509	330	44	59	136	166	*	*	1,294
Not stated	0	36	0	175	29	120	0	0	0	0	0	18	378
Part-time	125	45	133	74	2,590	1,718	174	321	646	839	10	13	6,688
Single employment	91	0	107	0	1,814	1,331	133	197	510	602	**	**	4,801
Multiple employment	34	0	26	0	**	337	41	124	136	237	*	*	1,679
Not stated	0	45	0	74	**	50	0	0	0	0	0	*	208
Not stated	0	0	0	5	0	0	46	71	0	337	0	36	495
Single employment	0	0	0	0	0	0	**	40	0	188	0	*	263
Multiple employment	0	0	0	0	0	0	**	31	0	149	0	*	196
Not stated	0	0	0	5	0	0	0	0	0	0	0	31	36

Source: RNDB/CIHI

Notes: * Amount too small to be expressed.
 ** Amount suppressed to ensure confidentiality.

Table 10.0e Registered Nurses Employed in Nursing in Other Places of Employment by Full-Time/Part-Time Status, Multiple Employment, and Province/Territory of Registration, Canada, 1999

	Nfld.	P.E.I.	N.S.	N.B.	Que.	Ont.	Man.	Sask.	Alta.	B.C.	Y.T.	N.W.T.	Canada
Total	375	119	759	806	5,327	13,285	1,396	908	3,127	2,948	35	55	29,140
Single employment													20,886
Multiple employment													6,126
Not stated													2,128
Full-time													16,253
Single employment													12,579
Multiple employment													2,540
Not stated													1,134
Part-time													12,155
Single employment													7,934
Multiple employment													3,266
Not stated													965
Not stated													732
Single employment													373
Multiple employment													330
Not stated													29

Source: RNDB/CIHI

Table 10.0f Registered Nurses Employed in Nursing but Not Stating Location of Employment, by Full-Time/Part-Time Status, Multiple Employment, and Province/Territory of Registration, Canada, 1999

	Nfld.	P.E.I.	N.S.	N.B.	Que.	Ont.	Man.	Sask.	Alta.	B.C.	Y.T.	N.W.T.	Canada
Total	11	0	0	0	209	377	68	60	90	1,439	*	**	2,263
Single employment													1,679
Multiple employment													468
Not stated													116
Full-time													988
Single employment													815
Multiple employment													119
Not stated													54
Part-time													921
Single employment													671
Multiple employment													203
Not stated													47
Not stated													354
Single employment													193
Multiple employment													146
Not stated													15

Source: RNDB/CIHI

Notes: * Amount too small to be expressed.

** Amount suppressed to ensure confidentiality.

Data are derived from the first six months of each Provincial/Territorial Regulating Authority's registration year. As a result, counts found in Supply and Distribution of Registered Nurses in Canada will differ slightly from year-end provincial figures.

Includes registered nurses obtaining active-practicing registration in the previous year to work in the given year. Data are processed as of December of given year. Please see methodological notes for a more detailed description of the collection period.

Other includes data from: Business/Industry, Private nursing, Self-employed, Physician's office/Family practice, Educational institution, Association/Government, and Other.

Table 11.0 Registered Nurses Employed in Nursing by Area of Responsibility and Province/Territory of Registration, Canada, 1999

	Nfld.	P.E.I.	N.S.	N.B.	Que.	Ont.	Man.	Sask.	Alta.	B.C.	Y.T.	N.W.T.	Canada
All Areas	5,264	1,232	8,615	7,710	57,980	78,197	10,211	8,553	22,044	27,911	243	490	228,450
Direct Patient Care	4,749	1,122	7,867	7,141	43,797	67,300	9,206	7,610	20,013	25,547	209	434	194,995
Medical/Surgical	1,138	255	2,015	1,519	10,364	10,799	1,895	1,550	4,744	5,944	32	51	40,306
Psychiatric/Mental health	271	89	518	378	3,108	4,161	293	171	882	1,512	*	**	11,400
Paediatric	248	33	377	195	0	2,520	273	256	896	800	10	15	5,623
Maternal/Newborn	289	88	551	376	2,112	4,205	642	408	1,417	1,745	13	23	11,869
Geriatric/Gerontology	662	197	1,093	982	5,841	8,247	1,366	1,274	2,248	4,077	17	21	26,025
Critical care	464	52	707	1,065	3,153	6,318	714	675	1,630	2,003	*	**	16,792
Community Health	418	92	407	588	2,014	4,525	829	592	1,130	1,816	46	143	12,600
Ambulatory care	90	11	194	215	2,469	1,192	306	105	336	366	*	**	5,294
Home care	67	40	387	0	1,407	4,221	382	577	1,258	896	8	11	9,254
Occupational health	36	5	90	71	373	1,462	93	96	390	177	*	*	2,800
Operating room	224	44	141	381	1,478	2,818	484	341	1,114	1,695	10	18	8,748
Emergency care	272	64	504	501	2,072	3,759	477	347	1,021	1,266	19	32	10,334
Nursing in several clinical areas	221	109	450	129	7,007	1,784	716	745	1,265	1,052	37	52	13,567
Oncology	33	0	134	0	373	2,300	126	77	0	340	0	0	3,383
Rehabilitation	15	27	131	182	589	1,273	176	105	0	385	*	**	2,890
Other patient care	301	16	168	559	1,437	7,716	434	291	1,682	1,473	8	25	14,110
Administration	299	83	384	337	7,249	3,790	540	507	923	1,006	26	31	15,175
Nursing services	218	75	281	179	7,249	1,863	345	367	532	546	14	15	11,684
Nursing education	18	0	32	13	0	217	38	37	65	49	*	*	472
Other administration	63	8	71	145	0	1,710	157	103	326	411	**	**	3,019
Education	183	21	278	211	1,266	2,637	205	276	793	1,049	**	**	6,936
Teaching - students	96	12	126	130	0	866	33	124	372	535	*	**	2,302
Teaching - employees	40	**	57	42	0	405	80	70	197	217	*	*	1,116
Teaching - patients	28	*	77	39	0	862	42	48	173	237	*	*	1,515
Other education	19	0	**	0	1,266	504	50	34	51	60	*	0	2,003
Research	24	6	86	21	682	717	85	46	236	168	0	0	2,071
Nursing research only	5	0	19	21	511	215	52	9	74	32	0	0	938
Other research	19	6	67	0	171	502	33	37	162	136	0	0	1,133
Not stated	9	0	0	0	4,986	3,753	175	114	79	141	*	**	9,273

Source: RNDB/CIHI

Notes: * Amount too small to be expressed.

** Amount suppressed to ensure confidentiality.

Data are derived from the first six months of each Provincial/Territorial Regulating Authority's registration year. As a result, counts found in Supply and Distribution of Registered Nurses in Canada will differ slightly from year-end provincial figures.

Includes registered nurses obtaining active-practicing registration in the previous year to work in the given year. Data are processed as of December of given year. Please see methodological notes for a more detailed description of the collection period.

Table 11.0a Percentage Distribution of Registered Nurses Employed in Nursing by Area of Responsibility and Province/Territory of Registration, Canada, 1999

	Nfld.	P.E.I.	N.S.	N.B.	Que.	Ont.	Man.	Sask.	Alta.	B.C.	Y.T.	N.W.T.	Canada
All Areas	2.3	0.5	3.8	3.4	25.4	34.2	4.5	3.7	9.6	12.2	0.1	0.2	100.0
Direct Patient Care	2.1	0.5	3.4	3.1	19.2	29.5	4.0	3.3	8.8	11.2	0.1	0.2	85.4
Medical/Surgical	0.5	0.1	0.9	0.7	4.5	4.7	0.8	0.7	2.1	2.6	0.0	0.0	17.6
Psychiatric/Mental health	0.1	0.0	0.2	0.2	1.4	1.8	0.1	0.1	0.4	0.7	*	**	5.0
Paediatric	0.1	0.0	0.2	0.1	0.0	1.1	0.1	0.1	0.4	0.4	0.0	0.0	2.5
Maternal/Newborn	0.1	0.0	0.2	0.2	0.9	1.8	0.3	0.2	0.6	0.8	0.0	0.0	5.2
Geriatric/Gerontology	0.3	0.1	0.5	0.4	2.6	3.6	0.6	0.6	1.0	1.8	0.0	0.0	11.4
Critical care	0.2	0.0	0.3	0.5	1.4	2.8	0.3	0.3	0.7	0.9	*	**	7.4
Community Health	0.2	0.0	0.2	0.3	0.9	2.0	0.4	0.3	0.5	0.8	0.0	0.1	5.5
Ambulatory care	0.0	0.0	0.1	0.1	1.1	0.5	0.1	0.0	0.1	0.2	*	**	2.3
Home care	0.0	0.0	0.2	0.0	0.6	1.8	0.2	0.3	0.6	0.4	0.0	0.0	4.1
Occupational health	0.0	0.0	0.0	0.0	0.2	0.6	0.0	0.0	0.2	0.1	*	*	1.2
Operating room	0.1	0.0	0.1	0.2	0.6	1.2	0.2	0.1	0.5	0.7	0.0	0.0	3.8
Emergency care	0.1	0.0	0.2	0.2	0.9	1.6	0.2	0.2	0.4	0.6	0.0	0.0	4.5
Nursing in several clinical areas	0.1	0.0	0.2	0.1	3.1	0.8	0.3	0.3	0.6	0.5	0.0	0.0	5.9
Oncology	0.0	0.0	0.1	0.0	0.2	1.0	0.1	0.0	0.0	0.1	0.0	0.0	1.5
Rehabilitation	0.0	0.0	0.1	0.1	0.3	0.6	0.1	0.0	0.0	0.2	*	**	1.3
Other patient care	0.1	0.0	0.1	0.2	0.6	3.4	0.2	0.1	0.7	0.6	0.0	0.0	6.2
Administration	0.1	0.0	0.2	0.1	3.2	1.7	0.2	0.2	0.4	0.4	0.0	0.0	6.6
Nursing services	0.1	0.0	0.1	0.1	3.2	0.8	0.2	0.2	0.2	0.2	0.0	0.0	5.1
Nursing education	0.0	0.0	0.0	0.0	0.0	0.1	0.0	0.0	0.0	0.0	*	*	0.2
Other administration	0.0	0.0	0.0	0.1	0.0	0.7	0.1	0.0	0.1	0.2	**	**	1.3
Education	0.1	0.0	0.1	0.1	0.6	1.2	0.1	0.1	0.3	0.5	**	**	3.0
Teaching - students	0.0	0.0	0.1	0.1	0.0	0.4	0.0	0.1	0.2	0.2	*	**	1.0
Teaching - employees	0.0	**	0.0	0.0	0.0	0.2	0.0	0.0	0.1	0.1	*	*	0.5
Teaching - patients	0.0	*	0.0	0.0	0.0	0.4	0.0	0.0	0.1	0.1	*	*	0.7
Other education	0.0	0.0	**	0.0	0.6	0.2	0.0	0.0	0.0	0.0	*	0.0	0.9
Research	0.0	0.0	0.0	0.0	0.3	0.3	0.0	0.0	0.1	0.1	0.0	0.0	0.9
Nursing research only	0.0	0.0	0.0	0.0	0.2	0.1	0.0	0.0	0.0	0.0	0.0	0.0	0.4
Other research	0.0	0.0	0.0	0.0	0.1	0.2	0.0	0.0	0.1	0.1	0.0	0.0	0.5
Not stated	0.0	0.0	0.0	0.0	2.2	1.6	0.1	0.0	0.0	0.1	*	**	4.1

Source: RNDB/CIHI

Notes: * Amount too small to be expressed.

** Amount suppressed to ensure confidentiality.

Data are derived from the first six months of each Provincial/Territorial Regulating Authority's registration year. As a result, counts found in Supply and Distribution of Registered Nurses in Canada will differ slightly from year-end provincial figures.

Includes registered nurses obtaining active-practicing registration in the previous year to work in the given year. Data are processed as of December of given year. Please see methodological notes for a more detailed description of the collection period.

Table 12.0 Registered Nurses Employed in Nursing by Area of Responsibility, Highest Level of Education in Nursing, and Province/Territory of Registration, Canada, 1999

	Nfld.	P.E.I.	N.S.	N.B.	Que.	Ont.	Man.	Sask.	Alta.	B.C.	Y.T.	N.W.T.	Canada
All Areas	5,264	1,232	8,615	7,710	57,980	78,197	10,211	8,553	22,044	27,911	243	490	228,450
Diploma	4,297	973	6,594	5,392	43,829	62,316	7,938	6,796	15,106	20,319	149	336	174,045
Bachelor's	892	242	1,862	2,199	13,389	14,578	2,101	1,689	6,455	6,982	**	**	50,622
Master's	70	**	154	114	732	1,242	161	**	452	572	*	**	3,589
Doctorate	5	*	5	5	30	61	11	**	31	38	0	0	194
Direct Patient Care	4,749	1,122	7,867	7,141	43,797	67,300	9,206	7,610	20,013	25,547	209	434	194,995
Diploma	4,032	918	6,270	5,230	34,658	55,716	7,483	6,311	14,372	19,472	134	305	154,901
Bachelor's	699	**	1,533	1,862	8,827	10,986	1,671	1,282	5,442	5,840	**	123	38,540
Master's	18	*	64	46	305	585	50	14	194	228	*	6	1,514
Doctorate													40
Administration	299	83	384	337	7,249	3,790	540	507	923	1,006	26	31	15,175
Diploma	186	46	175	107	3,837	2,175	264	272	355	379	12	17	7,825
Bachelor's	93	**	168	210	3,141	1,328	228	215	466	487	14	**	6,390
Master's	19	**	40	20	268	282	47	20	101	139	0	*	947
Doctorate													13
Education	183	21	278	211	1,266	2,637	205	276	793	1,049	**	**	6,936
Diploma	53	**	109	45	475	1,253	89	97	222	295	*	*	2,650
Bachelor's	93	8	121	116	710	1,137	100	157	418	537	*	**	3,406
Master's	33	**	45	48	78	223	16	20	135	194	0	*	800
Doctorate													80
Research	24	6	86	21	682	717	85	46	236	168	0	0	2,071
Diploma	19	*	40	**	353	422	48	21	102	91	0	0	1,109
Bachelor's	**	*	40	11	241	236	27	18	106	63	0	0	749
Master's	0	*	**	0	72	45	9	5	21	7	0	0	165
Doctorate													48
Not stated	9	0	0	0	4,986	3,753	175	114	79	141	*	**	9,273

Source: RNDB/CIHI

Notes: * Amount too small to be expressed.

** Amount suppressed to ensure confidentiality.

Data are derived from the first six months of each Provincial/Territorial Regulating Authority's registration year. As a result, counts found in Supply and Distribution of Registered Nurses in Canada will differ slightly from year-end provincial figures.

Includes registered nurses obtaining active-practicing registration in the previous year to work in the given year. Data are processed as of December of given year. Please see methodological notes for a more detailed description of the collection period.

Table 12.0a Percentage Distribution of Registered Nurses Employed in Nursing by Area of Responsibility, Highest Level of Education in Nursing, and Province/Territory of Registration, Canada, 1999

	Nfld.	P.E.I.	N.S.	N.B.	Que.	Ont.	Man.	Sask.	Alta.	B.C.	Y.T.	N.W.T.	Canada
All Areas	2.3	0.5	3.8	3.4	25.4	34.2	4.5	3.7	9.6	12.2	0.1	0.2	100.0
Diploma	1.9	0.4	2.9	2.4	19.2	27.3	3.5	3.0	6.6	8.9	0.1	0.1	76.2
Bachelor's	0.4	0.1	0.8	1.0	5.9	6.4	0.9	0.7	2.8	3.1	**	**	22.2
Master's	0.0	**	0.1	0.0	0.3	0.5	0.1	**	0.2	0.3	*	**	1.6
Doctorate	0.0	*	0.0	0.0	0.0	0.0	0.0	**	0.0	0.0	0.0	0.0	0.1
Direct Patient Care	2.1	0.5	3.4	3.1	19.2	29.5	4.0	3.3	8.8	11.2	0.1	0.2	85.4
Diploma	1.8	0.4	2.7	2.3	15.2	24.4	3.3	2.8	6.3	8.5	0.1	0.1	67.8
Bachelor's	0.3	**	0.7	0.8	3.9	4.8	0.7	0.6	2.4	2.6	**	0.1	16.9
Master's	0.0	*	0.0	0.0	0.1	0.3	0.0	0.0	0.1	0.1	*	0.0	0.7
Doctorate													0.0
Administration	0.1	0.0	0.2	0.1	3.2	1.7	0.2	0.2	0.4	0.4	0.0	0.0	6.6
Diploma	0.1	0.0	0.1	0.0	1.7	1.0	0.1	0.1	0.2	0.2	0.0	0.0	3.4
Bachelor's	0.0	**	0.1	0.1	1.4	0.6	0.1	0.1	0.2	0.2	0.0	**	2.8
Master's	0.0	**	0.0	0.0	0.1	0.1	0.0	0.0	0.0	0.1	0.0	*	0.4
Doctorate													0.0
Education	0.1	0.0	0.1	0.1	0.6	1.2	0.1	0.1	0.3	0.5	**	**	3.0
Diploma	0.0	**	0.0	0.0	0.2	0.5	0.0	0.0	0.1	0.1	*	*	1.2
Bachelor's	0.0	0.0	0.1	0.1	0.3	0.5	0.0	0.1	0.2	0.2	*	**	1.5
Master's	0.0	**	0.0	0.0	0.0	0.1	0.0	0.0	0.1	0.1	0.0	*	0.4
Doctorate													0.0
Research	0.0	0.0	0.0	0.0	0.3	0.3	0.0	0.0	0.1	0.1	0.0	0.0	0.9
Diploma	0.0	*	0.0	**	0.2	0.2	0.0	0.0	0.0	0.0	0.0	0.0	0.5
Bachelor's	**	*	0.0	0.0	0.1	0.1	0.0	0.0	0.0	0.0	0.0	0.0	0.3
Master's	0.0	*	**	0.0	0.0	0.0	0.0	0.0	0.0	0.0	0.0	0.0	0.1
Doctorate													0.0
Not stated	0.0	0.0	0.0	0.0	2.2	1.6	0.1	0.0	0.0	0.1	*	**	4.1

Source: RNDB/CIHI

Notes: * Amount too small to be expressed.

** Amount suppressed to ensure confidentiality.

Data are derived from the first six months of each Provincial/Territorial Regulating Authority's registration year. As a result, counts found in Supply and Distribution of Registered Nurses in Canada will differ slightly from year-end provincial figures.

Includes registered nurses obtaining active-practicing registration in the previous year to work in the given year. Data are processed as of December of given year. Please see methodological notes for a more detailed description of the collection period.

Table 13.0 Registered Nurses Employed in Nursing by Area of Responsibility, Non-Degree Nursing Education, and Province/Territory of Registration, Canada, 1999

	Nfld.	P.E.I.	N.S.	N.B.	Que.	Ont.	Man.	Sask.	Alta.	B.C.	Y.T.	N.W.T.	Canada
All Areas	5,264	1,232	8,615	7,710	57,980	78,197	10,211	8,553	22,044	27,911	243	490	228,450
None	3,626	991	7,248	6,756	0	13,588	7,906	7,393	21,894	19,560	191	113	89,266
Non-Degree Nursing Education	1,638	241	1,367	954	0	28,142	2,305	1,153	150	5,157	45	131	41,283
Not stated	0	0	0	0	57,980	36,467	0	7	0	3,194	7	246	97,901
Direct Patient Care	4,749	1,122	7,867	7,141	43,797	67,300	9,206	7,610	20,013	25,547	209	434	194,995
None	3,441	908	6,649	6,292	0	9,715	7,325	6,633	19,873	18,061	165	104	79,166
Non-Degree Nursing Education	1,308	214	1,218	849	0	24,969	1,881	972	140	4,661	37	111	36,360
Not stated	0	0	0	0	43,797	32,616	0	5	0	2,825	7	219	79,469
Administration	299	83	384	337	7,249	3,790	540	507	923	1,006	26	31	15,175
None	67	62	298	267	0	1,471	286	387	918	623	**	*	4,403
Non-Degree Nursing Education	232	21	86	70	0	1,079	254	**	5	231	**	**	2,116
Not stated	0	0	0	0	7,249	1,240	0	*	0	152	0	**	8,656
Education	183	21	278	211	1,266	2,637	205	276	793	1,049	**	**	6,936
None	95	15	227	179	0	1,254	122	231	788	678	**	*	3,598
Non-Degree Nursing Education	88	6	51	32	0	620	83	45	5	**	*	*	1,138
Not stated	0	0	0	0	1,266	763	0	0	0	**	0	*	2,200
Research	24	6	86	21	682	717	85	46	236	168	0	0	2,071
None													821
Non-Degree Nursing Education													297
Not stated													953
Not stated	9	0	0	0	4,986	3,753	175	114	79	141	*	**	9,273
None													1,278
Non-Degree Nursing Education													1,372
Not stated													6,623

Source: RNDB/CIHI

Notes: * Amount too small to be expressed.

** Amount suppressed to ensure confidentiality.

Data are derived from the first six months of each Provincial/Territorial Regulating Authority's registration year. As a result, counts found in Supply and Distribution of Registered Nurses in Canada will differ slightly from year-end provincial figures.

Includes registered nurses obtaining active-practicing registration in the previous year to work in the given year. Data are processed as of December of given year. Please see methodological notes for a more detailed description of the collection period.

Table 13.0a Percentage Distribution of Registered Nurses Employed in Nursing by Area of Responsibility, Non-Degree Nursing Education, and Province/Territory of Registration, Canada, 1999

	Nfld.	P.E.I.	N.S.	N.B.	Que.	Ont.	Man.	Sask.	Alta.	B.C.	Y.T.	N.W.T.	Canada
All Areas	2.3	0.5	3.8	3.4	25.4	34.2	4.5	3.7	9.6	12.2	0.1	0.2	100.0
None	1.6	0.4	3.2	3.0	0.0	5.9	3.5	3.2	9.6	8.6	0.1	0.0	39.1
Non-Degree Nursing Education	0.7	0.1	0.6	0.4	0.0	12.3	1.0	0.5	0.1	2.3	0.0	0.1	18.1
Not stated	0.0	0.0	0.0	0.0	25.4	16.0	0.0	0.0	0.0	1.4	0.0	0.1	42.9
Direct Patient Care	2.1	0.5	3.4	3.1	19.2	29.5	4.0	3.3	8.8	11.2	0.1	0.2	85.4
None	1.5	0.4	2.9	2.8	0.0	4.3	3.2	2.9	8.7	7.9	0.1	0.0	34.7
Non-Degree Nursing Education	0.6	0.1	0.5	0.4	0.0	10.9	0.8	0.4	0.1	2.0	0.0	0.0	15.9
Not stated	0.0	0.0	0.0	0.0	19.2	14.3	0.0	0.0	0.0	1.2	0.0	0.1	34.8
Administration	0.1	0.0	0.2	0.1	3.2	1.7	0.2	0.2	0.4	0.4	0.0	0.0	6.6
None	0.0	0.0	0.1	0.1	0.0	0.6	0.1	0.2	0.4	0.3	**	*	1.9
Non-Degree Nursing Education	0.1	0.0	0.0	0.0	0.0	0.5	0.1	**	0.0	0.1	**	**	0.9
Not stated	0.0	0.0	0.0	0.0	3.2	0.5	0.0	*	0.0	0.1	0.0	**	3.8
Education	0.1	0.0	0.1	0.1	0.6	1.2	0.1	0.1	0.3	0.5	**	**	3.0
None	0.0	0.0	0.1	0.1	0.0	0.5	0.1	0.1	0.3	0.3	**	*	1.6
Non-Degree Nursing Education	0.0	0.0	0.0	0.0	0.0	0.3	0.0	0.0	0.0	**	*	*	0.5
Not stated	0.0	0.0	0.0	0.0	0.6	0.3	0.0	0.0	0.0	**	0.0	*	1.0
Research	0.0	0.0	0.0	0.0	0.3	0.3	0.0	0.0	0.1	0.1	0.0	0.0	0.9
None													0.4
Non-Degree Nursing Education													0.1
Not stated													0.4
Not stated	0.0	0.0	0.0	0.0	2.2	1.6	0.1	0.0	0.0	0.1	*	**	4.1
None													0.6
Non-Degree Nursing Education													0.6
Not stated													2.9

Source: RNDB/CIHI

Notes: * Amount too small to be expressed.

** Amount suppressed to ensure confidentiality.

Data are derived from the first six months of each Provincial/Territorial Regulating Authority's registration year. As a result, counts found in Supply and Distribution of Registered Nurses in Canada will differ slightly from year-end provincial figures.

Includes registered nurses obtaining active-practicing registration in the previous year to work in the given year. Data are processed as of December of given year. Please see methodological notes for a more detailed description of the collection period.

Table 14.0 Registered Nurses Employed in Nursing by Position and Province/Territory of Registration, Canada, 1999

	Nfld.	P.E.I.	N.S.	N.B.	Que.	Ont.	Man.	Sask.	Alta.	B.C.	Y.T.	N.W.T.	Canada
All positions	5,264	1,232	8,615	7,710	57,980	78,197	10,211	8,553	22,044	27,911	243	490	228,450
Chief Nursing Officer/Director	60	31	170	144	645	1,132	58	219	242	424	6	15	3,146
Assistant/Associate Director	72	7	43	27	149	255	35	37	70	102	0	*	798
Supervisor/Coordinator	226	159	650	254	1,506	2,775	428	404	962	839	11	23	8,237
Clinical nurse specialist	13	*	27	39	646	892	130	47	234	333	16	5	2,384
Head nurse	82	37	328	263	1,906	2,110	400	223	614	688	15	56	6,722
Staff/Community Health nurse	4,331	901	6,699	6,148	41,030	56,116	6,956	6,641	17,197	22,299	164	318	168,800
Office/Industrial nurse	43	29	162	0	344	2,176	120	191	656	512	12	10	4,255
Instructor/Professor	130	15	174	155	1,020	1,603	286	221	496	695	*	**	4,806
Researcher	18	*	88	17	319	518	78	27	134	106	0	0	1,306
Consultant	29	15	74	68	1,154	3,145	77	57	229	378	*	12	5,242
Other	234	28	160	581	5,565	6,666	400	274	960	1,225	10	25	16,128
Not stated	26	7	40	14	3,696	809	1,243	212	250	310	*	17	6,626

Source: RNDB/CIHI

Notes: * Amount too small to be expressed.

** Amount suppressed to ensure confidentiality.

Data are derived from the first six months of each Provincial/Territorial Regulating Authority's registration year. As a result, counts found in Supply and Distribution of Registered Nurses in Canada will differ slightly from year-end provincial figures.

Includes registered nurses obtaining active-practicing registration in the previous year to work in the given year. Data are processed as of December of given year. Please see methodological notes for a more detailed description of the collection period.

Table 14.0a Percentage Distribution of Registered Nurses Employed in Nursing by Position and Province/Territory of Registration, Canada, 1999

	Nfld.	P.E.I.	N.S.	N.B.	Que.	Ont.	Man.	Sask.	Alta.	B.C.	Y.T.	N.W.T.	Canada
All positions	2.3	0.5	3.8	3.4	25.4	34.2	4.5	3.7	9.6	12.2	0.1	0.2	100.0
Chief Nursing Officer/Director	0.0	0.0	0.1	0.1	0.3	0.5	0.0	0.1	0.1	0.2	0.0	0.0	1.4
Assistant/Associate Director	0.0	0.0	0.0	0.0	0.1	0.1	0.0	0.0	0.0	0.0	0.0	*	0.3
Supervisor/Coordinator	0.1	0.1	0.3	0.1	0.7	1.2	0.2	0.2	0.4	0.4	0.0	0.0	3.6
Clinical nurse specialist	0.0	*	0.0	0.0	0.3	0.4	0.1	0.0	0.1	0.1	0.0	0.0	1.0
Head nurse	0.0	0.0	0.1	0.1	0.8	0.9	0.2	0.1	0.3	0.3	0.0	0.0	2.9
Staff/Community Health nurse	1.9	0.4	2.9	2.7	18.0	24.6	3.0	2.9	7.5	9.8	0.1	0.1	73.9
Office/Industrial nurse	0.0	0.0	0.1	0.0	0.2	1.0	0.1	0.1	0.3	0.2	0.0	0.0	1.9
Instructor/Professor	0.1	0.0	0.1	0.1	0.4	0.7	0.1	0.1	0.2	0.3	*	**	2.1
Researcher	0.0	*	0.0	0.0	0.1	0.2	0.0	0.0	0.1	0.0	0.0	0.0	0.6
Consultant	0.0	0.0	0.0	0.0	0.5	1.4	0.0	0.0	0.1	0.2	*	0.0	2.3
Other	0.1	0.0	0.1	0.3	2.4	2.9	0.2	0.1	0.4	0.5	0.0	0.0	7.1
Not stated	0.0	0.0	0.0	0.0	1.6	0.4	0.5	0.1	0.1	0.1	*	0.0	2.9

Source: RNDB/CIHI

Notes: * Amount too small to be expressed.

** Amount suppressed to ensure confidentiality.

Data are derived from the first six months of each Provincial/Territorial Regulating Authority's registration year. As a result, counts found in Supply and Distribution of Registered Nurses in Canada will differ slightly from year-end provincial figures.

Includes registered nurses obtaining active-practicing registration in the previous year to work in the given year. Data are processed as of December of given year. Please see methodological notes for a more detailed description of the collection period.

Table 15.0 Registered Nurses Employed in Nursing by Position, Age Group, and Province/Territory of Registration, Canada, 1999

	Nfld.	P.E.I.	N.S.	N.B.	Que.	Ont.	Man.	Sask.	Alta.	B.C.	Y.T.	N.W.T.	Canada
All positions	5,264	1,232	8,615	7,710	57,980	78,197	10,211	8,553	22,044	27,911	243	490	228,450
< 25	138	10	98	112	2,439	814	119	135	326	441	*	**	4,640
25-29	675	100	644	655	5,055	5,591	785	746	1,938	1,971	14	73	18,247
30-34	984	165	1,128	1,224	7,159	8,873	1,296	929	2,765	2,826	28	71	27,448
35-39	1,010	200	1,565	1,392	8,506	12,118	1,724	1,346	3,295	3,948	45	77	35,226
40-44	880	193	1,675	1,312	10,554	12,453	1,833	1,535	3,685	4,823	53	70	39,066
45-49	755	226	1,457	1,327	11,183	14,913	1,923	1,591	3,919	5,169	46	77	42,586
50-54	502	178	1,148	988	8,542	11,937	1,385	1,120	3,109	4,411	36	50	33,406
55-59	261	104	653	506	3,404	7,910	802	715	2,080	3,051	13	41	19,540
60-64	48	47	207	168	832	3,008	268	367	739	1,109	**	**	6,819
65-69	**	9	**	**	204	469	49	61	160	140	0	5	1,167
70+	0	0	*	*	102	**	6	8	19	22	0	0	271
Not stated	*	0	0	0	0	*	21	0	9	0	0	0	34
Chief Nursing Officer/Director	60	31	170	144	645	1,132	58	219	242	424	6	15	3,146
< 25	0	0	0	0	0	0	0	0	0	0	0	0	0
25-29	0	*	*	*	7	23	*	*	*	*	0	0	44
30-34	*	0	*	5	12	42	0	7	5	*	0	*	80
35-39	5	7	11	10	53	75	9	20	17	17	*	*	227
40-44	14	*	33	26	114	167	9	38	28	69	*	*	503
45-49	17	7	44	39	142	296	14	52	61	97	0	5	774
50-54	17	5	36	31	176	256	14	50	68	106	*	*	764
55-59	5	*	28	23	99	208	7	34	44	87	*	*	542
60-64	*	*	11	8	29	50	*	12	15	37	0	0	171
65-69	0	0	*	*	6	**	0	*	*	*	0	*	31
70+	0	0	0	0	7	*	0	*	0	0	0	0	10
Not stated	0	0	0	0	0	0	0	0	0	0	0	0	0

Notes: * Amount too small to be expressed.

** Amount suppressed to ensure confidentiality.

Data is derived from the first six months of each Provincial/Territorial Regulating Authority's registration year. As a result, counts found in Supply and Distribution of Registered Nurses in Canada will differ slightly from year-end provincial figures.

Includes registered nurses obtaining active-practicing registration in the previous year to work in the given year. Data is processed as of December of given year. Please see methodological notes for a more detailed description of the

Source: RNDB/CIHI

Table 15.0 Registered Nurses Employed in Nursing by Position, Age Group, and Province/Territory of Registration, Canada, 1999

	Nfld.	P.E.I.	N.S.	N.B.	Que.	Ont.	Man.	Sask.	Alta.	B.C.	Y.T.	N.W.T.	Canada
Assistant/Associate Director	72	**	43	27	149	255	35	37	70	102	0	*	798
<25	0	0	0	0	0	*	0	0	0	0	0	0	*
25-29	*	0	0	0	*	9	*	0	*	0	0	0	16
30-34	0	0	*	*	*	12	0	*	*	*	0	0	26
35-39	9	0	*	*	15	15	8	*	*	8	0	0	65
40-44	22	*	6	*	34	43	7	6	12	11	0	0	146
45-49	25	0	13	5	36	56	6	12	16	21	0	0	190
50-54	12	*	13	7	33	59	11	9	20	24	0	*	192
55-59	*	*	6	5	20	44	*	*	11	28	0	0	122
60-64	0	0	*	*	*	15	0	*	*	**	0	0	35
65-69	0	0	0	0	0	*	0	*	*	0	0	0	*
70+	0	0	0	0	*	0	0	0	0	0	0	0	*
Not stated	*	0	0	0	0	0	0	0	0	0	0	0	*
Supervisor/Coordinator	226	159	650	254	1,506	2,775	428	404	962	839	11	23	8,237
<25	0	0	*	*	0	**	0	*	*	*	0	*	24
25-29	*	**	23	6	17	145	**	14	37	32	0	*	292
30-34	10	**	49	18	51	212	36	23	64	55	*	0	529
35-39	38	18	95	38	154	312	54	48	97	88	*	*	944
40-44	49	15	110	43	305	416	83	73	180	139	*	**	1,425
45-49	53	37	145	58	382	581	95	90	207	179	*	*	1,834
50-54	47	34	104	52	386	564	73	76	179	169	*	*	1,688
55-59	23	28	86	30	165	368	57	52	150	118	*	*	1,081
60-64	*	9	28	5	34	137	18	23	36	48	0	*	343
65-69	0	*	5	*	7	25	*	*	8	**	0	*	65
70+	0	0	*	*	5	*	0	0	*	0	0	0	12
Not stated	0	0	0	0	0	0	0	0	0	0	0	0	0

Source: RNDB/CIHI

Notes: * Amount too small to be expressed.
 ** Amount suppressed to ensure confidentiality.

Data is derived from the first six months of each Provincial/Territorial Regulating Authority's registration year. As a result, counts found in Supply and Distribution of Registered Nurses in Canada will differ slightly from year-end provincial figures.

Includes registered nurses obtaining active-practicing registration in the previous year to work in the given year. Data is processed as of December of given year. Please see methodological notes for a more detailed description of the collection period.

Table 15.0 Registered Nurses Employed in Nursing by Position, Age Group, and Province/Territory of Registration, Canada, 1999

	Nfld.	P.E.I.	N.S.	N.B.	Que.	Ont.	Man.	Sask.	Alta.	B.C.	Y.T.	N.W.T.	Canada
Clinical nurse specialist	13	*	27	39	646	892	130	47	234	333	16	**	2,384
< 25	0	0		0	7	*	0	*	0	0	0	0	10
25-29	*	0	0	*	24	25	*	*	*	*	0	0	59
30-34	*	0	*	7	59	84	10	*	18	14	*	0	199
35-39	*	0	*	5	80	142	20	*	31	37	*	*	324
40-44	*	0	6	7	112	161	23	9	55	67	*	*	447
45-49	*	*	6	8	168	188	31	12	48	99	*	0	567
50-54	*	0	6	7	114	141	20	9	37	61	5	*	402
55-59	*	0	*	*	67	94	19	5	32	33	*	0	259
60-64	0	0	*	*	10	42	*	5	10	16	*	*	90
65-69	0	0	0	*	5	8	*	*	*	*	0	0	21
70 +	0	0	0	0	0	**	*	0	0	0	0	0	6
Not stated	0	0	0	0	0	0	0	0	0	0	0	0	0
Head nurse	82	37	328	263	1,906	2,110	400	223	614	688	15	56	6,722
< 25	0	0	*	0	14	**	0	0	*	6	0	*	29
25-29	*	0	17	*	44	69	**	**	15	16	0	*	188
30-34	*	*	18	17	82	110	20	9	36	26	0	*	326
35-39	17	*	34	40	192	204	38	26	67	53	**	9	688
40-44	19	5	70	67	365	304	71	40	112	98	*	**	1,160
45-49	23	**	64	56	434	474	110	51	137	160	*	13	1,529
50-54	**	12	69	43	486	475	70	35	125	169	*	10	1,506
55-59	9	6	37	25	219	318	63	30	84	112	0	5	908
60-64	0	*	15	8	46	126	15	22	32	41	*	7	317
65-69	0	*	*	*	17	20	*	*	*	**	0	*	57
70 +	0	0	0	*	7	*	0	0	0	*	0	0	**
Not stated	0	0	0	0	0	0	0	0	*	0	0	0	*

Source: RNDB/CIHI

Notes: * Amount too small to be expressed.
 ** Amount suppressed to ensure confidentiality.

Data are derived from the first six months of each Provincial/Territorial Regulating Authority's registration year. As a result, counts found in Supply and Distribution of Registered Nurses in Canada will differ slightly from year-end provincial figures.

Includes registered nurses obtaining active-practicing registration in the previous year to work in the given year. Data are processed as of December of given year. Please see methodological notes for a more detailed description of the collection period.

Table 15.0 Registered Nurses Employed in Nursing by Position, Age Group, and Province/Territory of Registration, Canada, 1999

	Nfld.	P.E.I.	N.S.	N.B.	Que.	Ont.	Man.	Sask.	Alta.	B.C.	Y.T.	N.W.T.	Canada
Staff/Community Health nurse	4,331	901	6,699	6,148	41,030	56,116	6,956	6,641	17,197	22,299	164	318	168,800
< 25	133	10	92	107	2,306	727	114	129	304	416	*	*	4,342
25-29	652	90	584	607	4,401	4,596	642	686	1,754	1,782	14	66	15,874
30-34	927	149	999	1,106	5,765	7,222	999	818	2,444	2,551	24	61	23,065
35-39	853	164	1,316	1,198	6,218	9,565	1,265	1,120	2,762	3,393	29	51	27,934
40-44	662	150	1,312	1,013	7,398	9,146	1,263	1,206	2,814	3,887	33	44	28,928
45-49	531	144	1,047	979	7,461	10,204	1,182	1,156	2,879	3,963	34	39	29,619
50-54	352	106	790	678	5,048	7,615	857	773	2,166	3,244	19	24	21,672
55-59	178	55	417	335	1,833	4,915	441	482	1,413	2,198	6	21	12,294
60-64	35	26	122	111	459	1,843	145	236	535	768	*	**	4,292
65-69	**	7	**	14	102	235	27	30	108	86	0	*	635
70+	0	0	*	0	39	**	*	5	11	11	0	0	118
Not stated	*	0	0	0	0	**	**	0	7	0	0	0	27
Office/Industrial nurse	43	29	162	0	344	2,176	120	191	656	512	12	10	4,255
< 25	0	0	*	0	*	**	0	0	*	*	0	0	21
25-29	*	0	*	0	8	118	7	*	42	15	0	*	197
30-34	8	*	11	0	21	119	**	11	40	28	0	0	246
35-39	9	0	12	0	50	209	14	29	54	44	*	*	424
40-44	*	5	36	0	68	291	19	30	97	71	*	0	624
45-49	11	16	34	0	91	451	30	43	148	111	*	*	940
50-54	5	*	36	0	75	459	17	30	136	101	*	*	866
55-59	*	*	19	0	21	335	19	28	93	95	*	*	621
60-64	*	0	9	0	*	153	7	12	33	37	0	*	258
65-69	0	0	*	0	*	24	0	*	9	8	0	0	50
70+	0	0	0	0	*	*	0	0	*	*	0	0	**
Not stated	0	0	0	0	0	0	*	0	0	0	0	0	*

Source: RND8/CIHI

Notes: * Amount too small to be expressed.

** Amount suppressed to ensure confidentiality.

Data are derived from the first six months of each Provincial/Territorial Regulating Authority's registration year. As a result, counts found in Supply and Distribution of Registered Nurses in Canada will differ slightly from year-end provincial figures.

Includes registered nurses obtaining active-practicing registration in the previous year to work in the given year. Data are processed as of December of given year. Please see methodological notes for a more detailed description of the collection period.

Table 15.0 Registered Nurses Employed in Nursing by Position, Age Group, and Province/Territory of Registration, Canada, 1999

	Nfld.	P.E.I.	N.S.	N.B.	Que.	Ont.	Man.	Sask.	Alta.	B.C.	Y.T.	N.W.T.	Canada
Instructor/Professor	130	15	174	155	1,020	1,603	286	221	496	695	*	**	4,806
< 25	0	0	0	0	*	0	0	0	*	0	0	0	*
25-29	0	0	*	0	17	21	**	*	**	5	0	0	64
30-34	6	*	9	9	38	93	12	**	23	28	0	0	227
35-39	27	*	27	16	93	212	33	27	53	92	*	*	586
40-44	39	5	36	30	142	257	56	32	102	140	0	0	839
45-49	28	**	41	33	273	323	71	55	109	136	0	*	1,076
50-54	16	*	28	37	332	350	59	48	102	164	0	*	1,140
55-59	10	0	17	22	97	238	35	28	76	91	*	*	616
60-64	*	*	11	**	23	91	10	14	18	35	0	0	213
65-69	*	0	*	*	*	13	*	*	6	*	0	0	33
70+	0	0	0	0	*	5	0	*	0	*	0	0	**
Not stated	0	0	0	0	0	0	0	0	0	0	0	0	0
Researcher	18	*	88	**	319	518	78	27	134	106	0	0	1,306
< 25	0	0	0	0	*	*	0	0	*	0	0	0	7
25-29	0	0	**	*	24	31	*	0	7	5	0	0	75
30-34	*	0	15	*	40	59	7	*	20	14	0	0	161
35-39	*	0	20	6	61	104	17	**	21	24	0	0	263
40-44	6	0	18	*	78	96	16	*	27	27	0	0	273
45-49	**	0	12	*	49	117	17	11	28	16	0	0	259
50-54	*	*	7	0	38	69	13	*	20	11	0	0	162
55-59	0	*	10	*	23	30	*	*	7	5	0	0	81
60-64	0	0	*	0	*	7	*	*	*	*	0	0	20
65-69	0	0	0	0	0	*	0	0	0	*	0	0	*
70+	0	0	0	0	0	0	0	0	0	*	0	0	*
Not stated	0	0	0	0	0	0	*	0	0	0	0	0	*

Source: RNDB/CIHI

Notes: * Amount too small to be expressed.

** Amount suppressed to ensure confidentiality.

Data are derived from the first six months of each Provincial/Territorial Regulating Authority's registration year. As a result, counts found in Supply and Distribution of Registered Nurses in Canada will differ slightly from year-end provincial figures.

Includes registered nurses obtaining active-practicing registration in the previous year to work in the given year. Data are processed as of December of given year. Please see methodological notes for a more detailed description of the collection period.

Table 15.0 Registered Nurses Employed in Nursing by Position, Age Group, and Province/Territory of Registration, Canada, 1999

	Nfld.	P.E.I.	N.S.	N.B.	Que.	Ont.	Man.	Sask.	Alta.	B.C.	Y.T.	N.W.T.	Canada
Consultant	29	15	74	68	1,154	3,145	77	57	229	378	*	**	5,242
< 25	0	0	0	0	9	*	0	0	*	*	0	0	13
25-29	*	*	0	*	36	160	0	*	5	8	0	0	213
30-34	*	0	6	5	68	317	6	*	10	8	*	*	428
35-39	7	*	15	8	150	382	6	*	22	39	0	*	636
40-44	8	*	15	11	219	454	15	13	43	69	*	*	852
45-49	*	*	10	21	261	682	22	13	56	80	*	*	1,157
50-54	*	6	20	14	243	604	14	5	45	77	0	*	1,034
55-59	*	0	6	6	129	373	11	15	31	58	0	*	632
60-64	0	*	*	*	26	140	*	*	10	27	0	0	214
65-69	0	0	*	0	8	26	*	0	*	9	0	0	49
70+	0	0	0	0	5	**	0	0	*	*	0	0	14
Not stated	0	0	0	0	0	0	0	0	0	0	0	0	0
Other	234	28	160	581	5,565	6,666	400	274	960	1,225	10	25	16,128
< 25													106
25-29													749
30-34													1,384
35-39													2,218
40-44													2,819
45-49													3,494
50-54													2,873
55-59													1,718
60-64													580
65-69													141
70+													**
Not stated													*

Source: RNDB/CIHI

Notes: * Amount too small to be expressed.
 ** Amount suppressed to ensure confidentiality.

Data are derived from the first six months of each Provincial/Territorial Regulating Authority's registration year. As a result, counts found in Supply and Distribution of Registered Nurses in Canada will differ slightly from year-end provincial figures.

Includes registered nurses obtaining active-practicing registration in the previous year to work in the given year. Data are processed as of December of given year. Please see methodological notes for a more detailed description of the collection period.

Table 15.0 Registered Nurses Employed in Nursing by Position, Age Group, and Province/Territory of Registration, Canada, 1999

	Nfld.	P.E.I.	N.S.	N.B.	Que.	Ont.	Man.	Sask.	Alta.	B.C.	Y.T.	N.W.T.	Canada
Not stated	26	**	40	14	3,696	809	1,243	212	250	310	*	17	6,626
< 25													84
25-29													476
30-34													777
35-39													917
40-44													1,050
45-49					Amount suppressed to ensure confidentiality.								1,147
50-54													1,107
55-59													666
60-64													286
65-69													80
70 +													**
Not stated													*

Source: RNDB/CIHI

Notes: * Amount too small to be expressed.
 ** Amount suppressed to ensure confidentiality.

Data are derived from the first six months of each Provincial/Territorial Regulating Authority's registration year. As a result, counts found in Supply and Distribution of Registered Nurses in Canada will differ slightly from year-end provincial figures.

Includes registered nurses obtaining active-practicing registration in the previous year to work in the given year. Data are processed as of December of given year. Please see methodological notes for a more detailed description of the collection period.

Table 16.0 Registered Nurses Employed in Nursing by Position, Full-Time/Part-Time Status, and Province/Territory of Registration, Canada, 1999

	Nfld.	P.E.I.	N.S.	N.B.	Que.	Ont.	Man.	Sask.	Alta.	B.C.	Y.T.	N.W.T.	Canada
All positions	5,264	1,232	8,615	7,710	57,980	78,197	10,211	8,553	22,044	27,911	243	490	228,450
Full-Time	3,227	539	5,171	4,165	28,115	41,064	4,442	4,119	12,301	13,284	130	215	116,772
Part-Time	2,037	693	3,444	3,409	29,865	37,133	4,960	3,129	9,743	8,875	113	48	103,449
Not stated	0	0	0	136	0	0	809	1,305	0	5,752	0	227	8,229
Chief Nursing Officer/Director	60	31	170	144	645	1,132	58	219	242	424	6	15	3,146
Full-Time	**	**	154	130	620	1,074	52	192	235	395	**	8	2,954
Part-Time	*	*	16	**	25	58	**	**	7	19	*	0	169
Not stated	0	0	0	*	0	0	*	*	0	10	0	7	23
Assistant/Associate Director	72	**	43	27	149	255	35	37	70	102	0	*	798
Full-Time	67	**	**	23	133	232	33	32	65	90	0	0	722
Part-Time	5	*	*	*	16	23	*	5	5	**	0	0	**
Not stated	0	0	0	*	0	0	*	0	0	*	0	*	*
Supervisor/Coordinator	226	159	650	254	1,506	2,775	428	404	962	839	11	23	8,237
Full-Time	195	68	408	160	995	2,046	283	262	789	560	**	**	5,784
Part-Time	31	91	242	**	511	729	139	126	173	237	*	0	2,373
Not stated	0	0	0	*	0	0	6	16	0	42	0	**	80
Clinical nurse specialist	13	*	27	39	646	892	130	47	234	333	16	**	2,384
Full-Time	**	*	**	31	413	580	91	29	175	222	10	*	1,590
Part-Time	*	*	*	8	233	312	33	12	59	97	6	0	767
Not stated	0	0	0	0	0	0	6	6	0	14	0	*	27

Source: RNDB/CIHI

Notes: * Amount too small to be expressed.

** Amount suppressed to ensure confidentiality.

Data are derived from the first six months of each Provincial/Territorial Regulating Authority's registration year. As a result, counts found in Supply and Distribution of Registered Nurses in Canada will differ slightly from year-end provincial figures.

Includes registered nurses obtaining active-practicing registration in the previous year to work in the given year. Data are processed as of December of given year. Please see methodological notes for a more detailed description of the collection period.

Table 16.0 Registered Nurses Employed in Nursing by Position, Full-Time/Part-Time Status, and Province/Territory of Registration, Canada, 1999

	Nfld.	P.E.I.	N.S.	N.B.	Que.	Ont.	Man.	Sask.	Alta.	B.C.	Y.T.	N.W.T.	Canada
Head nurse	82	37	328	263	1,906	2,110	400	223	614	688	15	56	6,722
Full-Time	**	32	284	227	1,563	1,733	329	184	555	567	**	28	5,591
Part-Time	*	5	44	30	343	377	63	30	59	85	*	7	1,051
Not stated	0	0	0	6	0	0	8	9	0	36	0	21	80
Staff/Community Health nurse	4,331	901	6,699	6,148	41,030	56,116	6,956	6,641	17,197	22,299	164	318	168,800
Full-Time	2,466	333	3,788	3,065	17,195	25,955	2,326	2,849	8,633	9,666	78	135	76,489
Part-Time	1,865	568	2,911	2,973	23,835	30,161	4,082	2,648	8,564	7,435	86	35	85,163
Not stated	0	0	0	110	0	0	548	1,144	0	5,198	0	148	7,148
Office/Industrial nurse	43	29	162	0	344	2,176	120	191	656	512	12	10	4,255
Full-Time	29	**	82	0	260	1,166	65	100	371	232	*	5	2,330
Part-Time	14	**	80	0	84	1,010	50	73	285	231	**	0	1,848
Not stated	0	0	0	0	0	0	5	18	0	49	0	5	77
Instructor/Professor	130	15	174	155	1,020	1,603	286	221	496	695	*	**	4,806
Full-Time	107	**	132	110	801	1,049	200	147	373	465	*	*	3,402
Part-Time	23	*	42	**	219	554	75	55	123	161	0	*	1,296
Not stated	0	0	0	**	0	0	11	19	0	69	0	*	108
Researcher	18	*	88	**	319	518	78	27	134	106	0	0	1,306
Full-Time	6	0	62	10	197	345	38	13	91	57	0	0	819
Part-Time	12	*	26	**	122	173	33	7	43	35	0	0	459
Not stated	0	0	0	0	0	0	7	7	0	14	0	0	28
Consultant	29	15	74	68	1,154	3,145	77	57	229	378	*	**	5,242
Full-Time	22	**	56	47	808	2,277	55	38	156	175	*	6	3,657
Part-Time	7	*	18	**	346	868	**	10	73	150	0	*	1,515
Not stated	0	0	0	*	0	0	*	9	0	53	0	**	70

Source: RNDB/CIHI

Notes: * Amount too small to be expressed.

** Amount suppressed to ensure confidentiality.

Data are derived from the first six months of each Provincial/Territorial Regulating Authority's registration year. As a result, counts found in Supply and Distribution of Registered Nurses in Canada will differ slightly from year-end provincial figures.

Includes registered nurses obtaining active-practicing registration in the previous year to work in the given year. Data are processed as of December of given year. Please see methodological notes for a more detailed description of the collection period.

Table 16.0 Registered Nurses Employed in Nursing by Position, Full-Time/Part-Time Status, and Province/Territory of Registration, Canada, 1999

	Nfld.	P.E.I.	N.S.	N.B.	Que.	Ont.	Man.	Sask.	Alta.	B.C.	Y.T.	N.W.T.	Canada
Other	234	28	160	581	5,565	6,666	400	274	960	1,225	10	25	16,128
Full-Time	185	**	113	354	3,204	4,242	275	173	717	766	**	12	10,070
Part-Time	49	**	47	221	2,361	2,424	96	71	243	337	*	0	5,858
Not stated	0	0	0	6	0	0	29	30	0	122	0	13	200
Not stated	26	**	40	14	3,696	809	1,243	212	250	310	*	17	6,626
Full-Time	*	**	27	8	1,926	365	695	100	141	89	0	**	3,364
Part-Time	**	*	13	**	1,770	444	363	67	109	77	*	*	2,878
Not stated	0	0	0	*	0	0	185	45	0	144	0	**	384

Source: RNDB/CIHI

Notes: * Amount too small to be expressed.

** Amount suppressed to ensure confidentiality.

Data are derived from the first six months of each Provincial/Territorial Regulating Authority's registration year. As a result, counts found in Supply and Distribution of Registered Nurses in Canada will differ slightly from year-end provincial figures.

Includes registered nurses obtaining active-practicing registration in the previous year to work in the given year. Data are processed as of December of given year. Please see methodological notes for a more detailed description of the collection period.

Table 17.0 Registered Nurses by Highest Level of Education in Nursing and Province/Territory of Registration, Canada, 1999

	Nfld.	P.E.I.	N.S.	N.B.	Que.	Ont.	Man.	Sask.	Alta.	B.C.	Y.T.	N.W.T.	Canada
All status	5,349	1,261	8,886	7,983	65,102	95,911	10,375	8,778	23,064	29,039	251	545	256,544
Diploma	4,365	994	6,785	5,583	49,813	76,601	8,064	6,956	15,743	21,046	154	376	196,480
Bachelor's	908	249	1,934	2,277	14,444	17,720	2,138	1,750	6,805	7,356	**	**	55,831
Master's	71	**	**	118	813	1,511	162	65	482	595	*	**	4,012
Doctorate	5	*	**	5	32	79	11	7	34	42	0	0	221

Source: RNDB/CIHI

Table 17.0a Percentage Distribution of Registered Nurses by Highest Level of Education in Nursing and Province/Territory of Registration, Canada, 1999

	Nfld.	P.E.I.	N.S.	N.B.	Que.	Ont.	Man.	Sask.	Alta.	B.C.	Y.T.	N.W.T.	Canada
All status	2.1	0.5	3.5	3.1	25.4	37.4	4.0	3.4	9.0	11.3	0.1	0.2	100.0
Diploma	1.7	0.4	2.6	2.2	19.4	29.9	3.1	2.7	6.1	8.2	0.1	0.1	76.6
Bachelor's	0.4	0.1	0.8	0.9	5.6	6.9	0.8	0.7	2.7	2.9	**	**	21.8
Master's	0.0	**	**	0.0	0.3	0.6	0.1	0.0	0.2	0.2	*	**	1.6
Doctorate	0.0	*	**	0.0	0.0	0.0	0.0	0.0	0.0	0.0	0.0	0.0	0.1

Source: RNDB/CIHI

Notes: * Amount too small to be expressed.

** Amount suppressed to ensure confidentiality.

Data are derived from the first six months of each Provincial/Territorial Regulating Authority's registration year. As a result, counts found in Supply and Distribution of Registered Nurses in Canada will differ slightly from year-end provincial figures.

Includes registered nurses obtaining active-practicing registration in the previous year to work in the given year. Data are processed as of December of given year. Please see methodological notes for a more detailed description of the collection period.

Table 18.0 Registered Nurses by Highest Level of Education in Nursing, Age Group, and Province/Territory of Registration, Canada, 1999

	Nfld.	P.E.I.	N.S.	N.B.	Que.	Ont.	Man.	Sask.	Alta.	B.C.	Y.T.	N.W.T.	Canada
All levels of education	5,349	1,261	8,886	7,983	65,102	95,911	10,375	8,778	23,064	29,039	251	545	256,544
< 25	139	10	104	119	3,425	958	120	140	364	538	*	**	5,929
25-29	692	101	662	680	5,801	6,558	805	771	2,098	2,125	15	80	20,388
30-34	992	165	1,171	1,244	7,716	10,255	1,330	954	2,898	2,961	29	78	29,793
35-39	1,027	202	1,615	1,436	9,089	14,120	1,756	1,367	3,420	4,096	47	91	38,266
40-44	889	199	1,715	1,360	11,145	14,852	1,848	1,556	3,825	4,973	55	78	42,495
45-49	763	229	1,489	1,369	11,784	17,841	1,946	1,628	4,065	5,316	47	83	46,560
50-54	510	187	1,173	1,016	9,302	14,577	1,394	1,139	3,223	4,537	37	53	37,148
55-59	268	108	689	538	4,575	10,435	824	738	2,180	3,161	**	**	23,574
60-64	53	50	222	187	1,462	4,620	274	394	787	1,154	**	**	9,230
65-69	11	10	**	28	515	1,180	50	83	175	152	0	**	2,252
70+	0	0	*	6	288	**	6	8	**	26	0	*	871
Not stated	5	0	0	0	0	*	22	0	**	0	0	0	38
Diploma	4,365	994	6,785	5,583	49,813	76,601	8,064	6,956	15,743	21,046	154	376	196,480
< 25	105	*	51	58	3,114	779	64	89	86	266	0	**	4,622
25-29	557	42	385	386	4,386	4,549	491	516	796	1,186	9	56	13,359
30-34	811	135	874	833	5,887	7,665	997	712	1,885	2,101	16	57	21,973
35-39	812	163	1,251	1,028	6,946	10,815	1,366	1,105	2,383	3,007	28	61	28,965
40-44	727	158	1,326	929	8,489	11,712	1,472	1,243	2,758	3,599	32	50	32,495
45-49	615	180	1,145	996	8,897	14,748	1,539	1,296	2,951	3,865	33	53	36,318
50-54	441	164	958	768	6,925	12,068	1,156	948	2,375	3,424	23	36	29,286
55-59	235	99	573	410	3,450	8,870	683	629	1,687	2,506	**	**	19,186
60-64	48	43	186	148	1,108	3,922	233	347	655	941	*	**	7,651
65-69	**	**	**	**	388	1,030	45	66	143	135	0	*	1,885
70+	0	0	*	*	223	**	5	5	16	16	0	0	713
Not stated	*	0	0	0	0	*	13	0	8	0	0	0	27

Source: RNDB/CIHI

Notes: * Amount too small to be expressed.
 ** Amount suppressed to ensure confidentiality.

Data are derived from the first six months of each Provincial/Territorial Regulating Authority's registration year. As a result, counts found in Supply and Distribution of Registered Nurses in Canada will differ slightly from year-end provincial figures.

Includes registered nurses obtaining active-practicing registration in the previous year to work in the given year. Data are processed as of December of given year. Please see methodological notes for a more detailed description of the collection period.

Table 18.0 Registered Nurses by Highest Level of Education in Nursing, Age Group, and Province/Territory of Registration, Canada, 1999

	Nfld.	P.E.I.	N.S.	N.B.	Que.	Ont.	Man.	Sask.	Alta.	B.C.	Y.T.	N.W.T.	Canada
Bachelor's	908	249	1,934	2,277	14,444	17,720	2,138	1,750	6,805	7,356	94	156	55,831
<25	34	9	53	61	309	179	56	51	278	272	*	*	1,305
25-29	134	59	275	293	1,398	1,972	313	255	1,300	937	6	23	6,965
30-34	179	30	288	403	1,767	2,483	327	240	990	837	13	21	7,578
35-39	203	39	345	398	2,027	3,062	370	256	974	1,011	18	26	8,729
40-44	148	37	351	410	2,477	2,871	340	301	945	1,256	23	28	9,187
45-49	124	41	303	342	2,718	2,746	367	314	972	1,299	13	27	9,266
50-54	58	20	181	223	2,245	2,210	202	171	757	970	14	14	7,065
55-59	**	8	98	108	1,035	1,408	117	101	442	571	*	8	3,925
60-64	*	**	32	33	309	607	33	42	116	181	*	*	1,367
65-69	0	*	8	*	107	124	*	**	27	13	0	*	306
70+	0	0	0	*	52	58	0	*	*	9	0	*	128
Not stated	0	0	0	0	0	0	**	0	*	0	0	0	10
Master's	**	**	162	118	813	1,511	162	65	482	595	*	13	4,012
<25													
25-29													
30-34													
35-39													
40-44													
45-49													
50-54													
55-59													
60-64													
65-69													
70+													
Not stated													

Source: RNDB/CIHI

Notes: * Amount too small to be expressed.
 ** Amount suppressed to ensure confidentiality.

Data are derived from the first six months of each Provincial/Territorial Regulating Authority's registration year. As a result, counts found in Supply and Distribution of Registered Nurses in Canada will differ slightly from year-end provincial figures.

Includes registered nurses obtaining active-practicing registration in the previous year to work in the given year. Data are processed as of December of given year. Please see methodological notes for a more detailed description of the collection period.

Table 18.0 Registered Nurses by Highest Level of Education in Nursing, Age Group, and Province/Territory of Registration, Canada, 1999

	Nfld.	P.E.I.	N.S.	N.B.	Que.	Ont.	Man.	Sask.	Alta.	B.C.	Y.T.	N.W.T.	Canada
Doctorate	**	*	5	5	32	79	11	7	34	42	0	0	221
<25													
25-29													
30-34													
35-39													
40-44													
45-49													
50-54													
55-59													
60-64													
65-69													
70 +													
Not stated													

Source: RNDB/CIHI

Notes: * Amount too small to be expressed.
 ** Amount suppressed to ensure confidentiality.

Data are derived from the first six months of each Provincial/Territorial Regulating Authority's registration year. As a result, counts found in Supply and Distribution of Registered Nurses in Canada will differ slightly from year-end provincial figures.

Includes registered nurses obtaining active-practicing registration in the previous year to work in the given year. Data are processed as of December of given year. Please see methodological notes for a more detailed description of the collection period.

Table 19.0 Registered Nurses in Canada by Employment Status, Highest Level of Education in Nursing, and Province/Territory of Registration, Canada, 1999

	Nfld.	P.E.I.	N.S.	N.B.	Que.	Ont.	Man.	Sask.	Alta.	B.C.	Y.T.	N.W.T.	Canada
All status	5,349	1,261	8,886	7,983	65,102	95,911	10,375	8,778	23,064	29,039	251	545	256,544
Diploma	4,365	994	6,785	5,583	49,813	76,601	8,064	6,956	15,743	21,046	154	376	196,480
Bachelor's	908	249	1,934	2,277	14,444	17,720	2,138	1,750	6,805	7,356	**	**	55,831
Master's	71	**	**	118	813	1,511	162	65	482	595	*	**	4,012
Doctorate	5	*	**	5	32	79	11	7	34	42	0	0	221
Employed in nursing	5,264	1,232	8,615	7,710	57,980	78,197	10,211	8,553	22,044	27,911	243	490	228,450
Diploma	4,297	973	6,594	5,392	43,829	62,316	7,938	6,796	15,106	20,319	149	336	174,045
Bachelor's	892	242	1,862	2,199	13,389	14,578	2,101	1,689	6,455	6,982	**	**	50,622
Master's	**	**	154	114	732	1,242	161	61	452	572	*	**	3,589
Doctorate	**	*	5	5	30	61	11	7	31	38	0	0	194
Employed in other than nursing	11	13	22	59	0	4,993	50	**	104	78	*	*	5,390
Diploma													4,175
Bachelor's													1,127
Master's													**
Doctorate													*
Not employed	74	**	249	205	0	7,382	40	171	494	176	*	**	8,816
Diploma													7,005
Bachelor's													1,650
Master's													152
Doctorate													9
Not stated	0	**	0	9	7,122	5,339	74	*	422	874	0	40	13,888
Diploma													11,255
Bachelor's													2,432
Master's													185
Doctorate													16

Source: RNDB/CIHI

Notes: * Amount too small to be expressed.

** Amount suppressed to ensure confidentiality.

Data are derived from the first six months of each Provincial/Territorial Regulating Authority's registration year. As a result, counts found in Supply and Distribution of Registered Nurses in Canada will differ slightly from year-end provincial figures.

Includes registered nurses obtaining active-practicing registration in the previous year to work in the given year. Data are processed as of December of given year. Please see methodological notes for a more detailed description of the collection period.

Table 19.0a Percentage Distribution of Registered Nurses in Canada by Employment Status, Highest Level of Education in Nursing, and Province/Territory of Registration, Canada, 1999

	Nfld.	P.E.I.	N.S.	N.B.	Que.	Ont.	Man.	Sask.	Alta.	B.C.	Y.T.	N.W.T.	Canada
All status	2.1	0.5	3.5	3.1	25.4	37.4	4.0	3.4	9.0	11.3	0.1	0.2	100.0
Diploma	1.7	0.4	2.6	2.2	19.4	29.9	3.1	2.7	6.1	8.2	0.1	0.1	76.6
Bachelor's	0.4	0.1	0.8	0.9	5.6	6.9	0.8	0.7	2.7	2.9	**	**	21.8
Master's	0.0	**	**	0.0	0.3	0.6	0.1	0.0	0.2	0.2	*	0.0	1.6
Doctorate	0.0	*	**	0.0	0.0	0.0	0.0	0.0	0.0	0.0	0.0	0.0	0.1
Employed in nursing	2.1	0.5	3.4	3.0	22.6	30.5	4.0	3.3	8.6	10.9	0.1	0.2	89.0
Diploma	1.7	0.4	2.6	2.1	17.1	24.3	3.1	2.6	5.9	7.9	0.1	0.1	67.8
Bachelor's	0.3	0.1	0.7	0.9	5.2	5.7	0.8	0.7	2.5	2.7	**	**	19.7
Master's	**	**	0.1	0.0	0.3	0.5	0.1	0.0	0.2	0.2	*	**	1.4
Doctorate	**	*	0.0	0.0	0.0	0.0	0.0	0.0	0.0	0.0	0.0	0.0	0.1
Employed in other than nursing	0.0	0.0	0.0	0.0	0.0	1.9	0.0	0.0	0.0	0.0	*	*	2.1
Diploma													1.6
Bachelor's													0.4
Master's													**
Doctorate													*
Not employed	0.0	**	0.1	0.1	0.0	2.9	0.0	0.1	0.2	0.1	*	0.0	3.4
Diploma													2.7
Bachelor's													0.6
Master's													0.1
Doctorate													0.0
Not stated	0.0	**	0.0	0.0	2.8	2.1	0.0	*	0.2	0.3	0.0	0.0	5.4
Diploma													4.4
Bachelor's													0.9
Master's													0.1
Doctorate													0.0

Source: RNDB/CIHI

Notes: * Amount too small to be expressed.

** Amount suppressed to ensure confidentiality.

Data are derived from the first six months of each Provincial/Territorial Regulating Authority's registration year. As a result, counts found in Supply and Distribution of Registered Nurses in Canada will differ slightly from year-end provincial figures.

Includes registered nurses obtaining active-practicing registration in the previous year to work in the given year. Data are processed as of December of given year. Please see methodological notes for a more detailed description of the collection period.

Table 20.0 Registered Nurses in Canada by Employment Status, Education in other than Nursing, and Province/Territory of Registration, Canada, 1999

	Nfld.	P.E.I.	N.S.	N.B.	Que.	Ont.	Man.	Sask.	Alta.	B.C.	Y.T.	N.W.T.	Canada
All status	5,349	1,261	8,886	7,983	65,102	95,911	10,375	8,778	23,064	29,039	251	545	256,544
Bachelor's	103	50	558	**	1,465	6,132	512	375	1,575	2,081	**	31	13,011
Master's	**	10	151	148	1,338	2,504	167	136	518	649	*	14	5,703
Doctorate	*	0	9	**	79	248	12	13	83	52	0	0	507
None	5,178	1,168	8,168	7,716	10,269	23,587	9,684	8,229	20,888	25,578	230	176	120,871
Not stated	0	33	0	0	51,951	63,440	0	25	0	679	0	324	116,452
Employed in nursing	5,264	1,232	8,615	7,710	57,980	78,197	10,211	8,553	22,044	27,911	243	490	228,450
Bachelor's	98	48	529	**	1,293	4,748	505	356	1,523	2,004	**	31	11,248
Master's	**	8	140	138	1,197	1,736	165	128	485	609	*	13	4,684
Doctorate	*	0	9	**	71	160	12	13	77	43	0	0	395
None	5,100	1,145	7,937	7,467	9,424	19,273	9,529	8,034	19,959	24,663	226	158	112,915
Not stated	0	31	0	0	45,995	52,280	0	22	0	592	0	288	99,208
Employed in other than nursing	11	13	22	59	0	4,993	50	**	104	78	*	*	5,390
Bachelor's													636
Master's													428
Doctorate					Amount suppressed to ensure confidentiality.								40
None													2,057
Not stated													2,229
Not employed	74	**	249	205	0	7,382	40	171	494	176	*	**	8,816
Bachelor's													586
Master's													255
Doctorate													27
None					Amount suppressed to ensure confidentiality.								2,957
Not stated													4,991
Not stated	0	**	0	9	7,122	5,339	74	*	422	874	0	40	13,888
Bachelor's													541
Master's													336
Doctorate													45
None					Amount suppressed to ensure confidentiality.								2,942
Not stated													10,024

Source: RNDB/CIHI

Notes: * Amount too small to be expressed.

** Amount suppressed to ensure confidentiality.

Data is derived from the first six months of each Provincial/Territorial Regulating Authority's registration year. As a result, counts found in Supply and Distribution of Registered Nurses in Canada will differ slightly from year-end provincial figures.

Includes registered nurses obtaining active-practicing registration in the previous year to work in the given year. Data is processed as of December of given year. Please see methodological notes for a more detailed description of the collection period.

Table 20.0a Percentage Distribution of Registered Nurses in Canada by Employment Status, Highest Level of Education in other than Nursing, and Province/Territory of Registration, Canada, 1999


	Nfld.	P.E.I.	N.S.	N.B.	Que.	Ont.	Man.	Sask.	Alta.	B.C.	Y.T.	N.W.T.	Canada
All status	2.1	0.5	3.5	3.1	25.4	37.4	4.0	3.4	9.0	11.3	0.1	0.2	100.0
Bachelor's	0.0	0.0	0.2	**	0.6	2.4	0.2	0.1	0.6	0.8	**	0.0	5.1
Master's	**	0.0	0.1	0.1	0.5	1.0	0.1	0.1	0.2	0.3	*	0.0	2.2
Doctorate	*	0.0	0.0	**	0.0	0.1	0.0	0.0	0.0	0.0	0.0	0.0	0.2
None	2.0	0.5	3.2	3.0	4.0	9.2	3.8	3.2	8.1	10.0	0.1	0.1	47.1
Not stated	0.0	0.0	0.0	0.0	20.3	24.7	0.0	0.0	0.0	0.3	0.0	0.1	45.4
Employed in nursing	2.1	0.5	3.4	3.0	22.6	30.5	4.0	3.3	8.6	10.9	0.1	0.2	89.0
Bachelor's	0.0	0.0	0.2	0.0	0.5	1.9	0.2	0.1	0.6	0.8	**	**	4.4
Master's	**	0.0	0.1	0.1	0.5	0.7	0.1	0.0	0.2	0.2	*	0.0	1.8
Doctorate	*	0.0	0.0	*	0.0	0.1	0.0	0.0	0.0	0.0	0.0	0.0	0.2
None	2.0	0.4	3.1	2.9	3.7	7.5	3.7	3.1	7.8	9.6	0.1	0.1	44.0
Not stated	0.0	0.0	0.0	0.0	17.9	20.4	0.0	0.0	0.0	0.2	0.0	0.1	38.7
Employed in other than nursing	0.0	0.0	0.0	0.0	0.0	1.9	0.0	**	0.0	0.0	*	*	2.1
Bachelor's													0.2
Master's													0.2
Doctorate													0.0
None					Amount suppressed to ensure confidentiality.								0.8
Not stated													0.9
Not employed	0.0	**	0.1	0.1	0.0	2.9	0.0	0.1	0.2	0.1	*	**	3.4
Bachelor's													0.2
Master's													0.1
Doctorate													0.0
None					Amount suppressed to ensure confidentiality.								1.2
Not stated													1.9
Not stated	0.0	**	0.0	0.0	2.8	2.1	0.0	*	0.2	0.3	0.0	0.0	5.4
Bachelor's													0.2
Master's													0.1
Doctorate					Amount suppressed to ensure confidentiality.								0.0
None													1.1
Not stated													3.9

Source: RNDB/CIHI



Appendix A

Population Estimates



**Statistics Canada Population Estimates for Canada, the Provinces and Territories,
1994 to 1999 ('000s)**

Province	1994 (ID)	1995 (ID)	1996 (ID)	1997 (PR)	1998 (PR)	1999 (PP)
Nfld.	571.0	564.3	557.4	550.1	543.2	541.6
P.E.I.	134.4	135.5	136.5	136.9	137.4	138.8
N.S.	927.1	929.6	933.3	935.8	937.6	942.0
N.B.	751.6	752.3	753.5	754.3	753.8	756.6
Que.	7,224.9	7,259.0	7,289.6	7,312.8	7,334.4	7,357.3
Ont.	10,889.5	11,029.0	11,163.8	11,310.6	11,431.5	11,575.1
Man.	1,125.8	1,130.8	1,135.2	1,136.1	1,139.6	1,145.9
Sask.	1,011.9	1,016.3	1,020.6	1,023.4	1,027.9	1,027.2
Alta.	2,721.0	2,759.5	2,805.4	2,866.5	2,935.8	2,978.8
B.C.	3,737.6	3,834.7	3,923.6	3,985.4	4,008.8	4,043.7
Y.T.	30.3	31.5	32.1	31.9	30.8	30.3
N.W.T.	66.0	67.0	67.5	67.5	67.8	69.4
Canada	29,191.1	29,509.4	29,818.6	30,111.3	30,348.5	30,606.7

Source: Statistics Canada

Notes:

All population figures are as of December 31 of the given year. In Statistics Canada publications it would equate to the figure for January 1 of the next year.

(ID) Final Post Censal Estimates

(PR) Updated Postcensal Estimates

(PP) Preliminary Postcensal Estimates

Source:


Statistics Canada, Demography Division, April 2000

Adapted from Statistics Canada publications: Quarterly Demographic Estimates, Catalogue No. 91-001, Volume 8, Number 3;

Quarterly Demographic Estimates, Catalogue No. 91-001, Volume 12, Number 4

Note to Readers:


Statistics Canada information is used with the permission of Statistics Canada. Users are forbidden to copy and re-disseminate data, in an original or modified form, for commercial purposes, without the expressed permission of Statistics Canada. Information on the availability of the wide range of data from Statistics Canada can be obtained from Statistics Canada's Regional Offices, its World Wide Web Site at <http://www.statcan.ca>, and its toll-free access number 1-800-263-1136.



Appendix B

Registration Forms

Important: These forms are not valid for registration purposes and requirements on the forms are subject to change. For specific information on registration requirements within each province and territory, please contact the individual RN jurisdictions. Forms are the property of individual RN jurisdictions and can not be reproduced without the consent of the individual jurisdictions. Please see Appendix D for contact information.



**APPLICATION, FEE AND APPLICABLE DOCUMENTS
MUST BE AT ARNN HOUSE BY 31 MARCH 1999
LATE FEE IMPOSED 1 APRIL 1999**

THE PREPRINTED INFORMATION IS ON FILE - PLEASE COMPLETE AND CORRECT AS NECESSARY
IMPORTANT - READ REVERSE OF FORM BEFORE COMPLETING

Surname _____ Given Name _____
Apt. / Box No _____ Street No. and Name _____
City / Town / Village _____ Province _____ Postal Code _____
Maiden Name _____ Country _____

IF THE ABOVE INFORMATION IS INCORRECT, MAKE CHANGES AT THE RIGHT. NAME CHANGE REQUIRES LEGAL DOCUMENTATION

1. ARNN REGISTRATION NO. _____ 2. OTHER CURRENT REGISTRATION _____

3. SOCIAL INSURANCE NO. _____ 4. MARITAL STATUS Single _____ Married _____ Other _____

5. BASIC NURSING EDUCATION: DIPLOMA _____ BACCALAUREATE _____ MASTERS _____
Year Graduated _____ Province / Country of Graduation _____

6. UNIVERSITY EDUCATION OTHER THAN THE BASIC BACCALAUREATE / MASTERS
University degree(s) completed _____
Degree / Year _____ Degree / Year _____ Degree / Year _____

7. STUDENT AT PRESENT: YES _____ NO _____
If yes _____ Programme _____ Date Started _____ Full time or part time _____

8. POST BASIC NON-DEGREE COURSES, PROGRAMMES OF AT LEAST 300 HOURS & YEAR COMPLETED

1	Critical Care	_____
2	Neurosciences	_____
3	O.R.R.R.	_____
4	Psychiatry	_____
5	Pediatrics	_____
6	Obs. / Midwifery	_____
7	Community Health	_____
8	Outpost	_____
9	Nursing Unit Administration	_____
10	Hospital Organization and Management	_____
11	Departmental Management	_____
12	Coronary Care	_____
13	Gerontology	_____
14	Other (specify): _____	_____

CNA certification specialty and number _____

NURSING WORK HISTORY MUST BE COMPLETED - BY-LAW REQUIREMENT

(A) Number of hours on file at ARNN:

1 APR. 1998 - 31 MAR. 1999	1 APR. 1997 - 31 MAR. 1998	1 APR. 1996 - 31 MAR. 1997	1 APR. 1995 - 31 MAR. 1996	1 APR. 1994 - 31 MAR. 1995
-------------------------------	-------------------------------	-------------------------------	-------------------------------	-------------------------------

(B) OFFICIAL DOCUMENTATION FROM EMPLOYER(S) VERIFYING HOURS PRACTISED IN NURSING MUST ACCOMPANY THIS FORM. (SEE REVERSE OF FORM FOR REQUIREMENTS.)

(C) If you completed a re-entry programme in nursing since 1 April 1994 give date of completion _____

(D) Total number of years practised in nursing: (EXCLUDING VACATION & LEAVE)

1 ___ 1 year or less	3 ___ 6 - 10 years	5 ___ 16 - 20 years
2 ___ 2 - 5 years	4 ___ 11 - 15 years	6 ___ 21 years and over

(E): If you had extended leave from employment since 1 Apr. 1994, please complete the following:

DATES OF LEAVE

SICK (MORE THAN 24 DAYS) _____

WORKERS COMPENSATION _____

MATERNITY _____

EDUCATIONAL _____

OTHER _____

CHECK ONE ONLY

EMPLOYED IN NURSING

Regular Full-time _____

Regular Part-time _____

Casual _____

EMPLOYED IN OTHER THAN NURSING

Seeking Employment in Nursing _____

Not Seeking Employment in Nursing _____

NOT EMPLOYED

Seeking Employment in Nursing _____

Not Seeking Employment in Nursing _____

PRESENT EMPLOYMENT IN NURSING

Why are you employed as indicated?

(1) It is what I wish _____ I cannot get (2) RFT _____ (3) RPT _____ (4) CASUAL _____ position

Present Employer(s) in Nursing: (WHERE APPLICABLE, SPECIFY INSTITUTION, OR IN COMMUNITY NURSING, THE REGION)

1. NAME OF EMPLOYER _____ ADDRESS _____ STARTING DATE _____

2. NAME OF EMPLOYER _____ ADDRESS _____ STARTING DATE _____

PRESENT NURSING EMPLOYMENT FOR ONE EMPLOYER ONLY: CHECK ONE IN EACH OF A, B AND C

A. PLACE OF WORK

1 ___ Hospital (General / Maternal / Pediatric / Psychiatric)

2 ___ Mental Health Centre

3 ___ Nursing Home / Long Term Care Facility

4 ___ Rehabilitation / Convalescent Centre

5 ___ Community Health Agency / Centre

6 ___ Home Care Agency

7 ___ Private Nursing Agency / Private Duty

8 ___ Nursing Station (Outpost or Clinic)

9 ___ Physician's Office / Family Practice Unit

10 ___ Occupational Health / Business / Industry

11 ___ Educational Institution

12 ___ Association / Government

13 ___ Self Employed

14 ___ Independent Practice

15 ___ Health Care Board

16 ___ Other _____ (specify) _____

B. PRIMARY AREA OF RESPONSIBILITY

1 ___ Medical / Surgical

2 ___ Psychiatric / Mental Health

3 ___ Pediatric

4 ___ Maternal / Newborn

5 ___ Geriatric / Long Term Care

6 ___ Critical Care (ICU, CCU, Dialysis)

7 ___ Community Health

8 ___ Ambulatory Care

9 ___ Home Care

10 ___ Occupational Health

11 ___ Operating Room / Recovery Room

12 ___ Emergency Care

13 ___ Nursing in Several Clinical Areas

14 ___ Oncology

15 ___ Rehabilitation

16 ___ Other _____ (specify) _____

RESEARCH

17 ___ Nursing Research

18 ___ Other _____ (specify) _____

EDUCATION

19 ___ Teaching Nursing / Nursing Assistants

20 ___ Teaching Employees

21 ___ Teaching Patient / Clients

22 ___ Other _____

ADMINISTRATION

23 ___ Nursing Service Administration

24 ___ Nursing Education Administration

25 ___ Other _____

C. POSITION

1 ___ Staff Nurse / Community Health Nurse

2 ___ Chief Nursing Officer / Director

3 ___ Assistant / Associate Director (2nd in command)

4 ___ Supervisor

5 ___ Coordinator

6 ___ Programme Director / Manager

7 ___ Clinical Nurse Specialist

8 ___ Head Nurse / Unit Manager

9 ___ Office / Occupational Health Nurse

10 ___ Instructor / Professor

11 ___ Researcher

12 ___ Consultant

13 ___ Nurse Practitioner

14 ___ Other _____ (specify) _____

11. (a) Have you been the subject of a disciplinary procedure by another nursing jurisdiction? YES _____ NO _____

(b) Have you been guilty of a criminal offence since you obtained your last licence to practise nursing? YES _____ NO _____

(c) Are you presently involved in conducting nursing research? YES _____ NO _____

(d) Are you willing for the ARNN to release your name and address to schools of nursing, alumni, reunion committees, and to those conducting research? YES _____ NO _____

(e) Languages in which you are fluent, other than English: _____

Please check A or B

A. I hereby apply for a practising licence and certify that I meet the by-law requirements and that the above information is true and correct. FEE: \$227.69 (includes liability protection and \$29.44 H.S.T.)

B. I hereby apply for non-practising membership and certify that the above information is true and correct. FEE: \$24.00 (includes H.S.T.) FEE: \$5 years or over \$17.10 (includes H.S.T.)

E-mail address _____

Date _____ Signature _____ Home Phone No. _____ Business Phone No. _____

FEE PAYMENT

CHEQUE ☐ MONEY ORDER ☐

CASH ☐ PAYROLL DEDUCTION ☐

VISA / MASTERCARD / INTERAC ☐

see reverse of form

AMOUNT: \$ _____

SAMPLE

Not valid for Registration

SECTION NINE

APPLICABLE BY-LAWS**Article II - Fees****Section 1.**

The annual fee for licence and renewal of licence shall be submitted with the licence application form and shall be received at the offices of the Association prior to 1 April of each year. The fee shall be fixed by the Council and ratified at an annual meeting of the Association. The licence shall be valid for one (1) year, i.e. 1 April to 31 March.

Section 2.

- a) All nurses who are **EMPLOYED** in the practice of nursing in the province must hold either a current interim certificate or current licence to practise;
- b) All nurses **EMPLOYED** in the practice of nursing who fail to renew an interim certificate or practising licence prior to 1 April in accordance with Article II, Section 1, shall be subject to a late fee of fifty dollars (\$50.00)
* As defined by the NLHCA and includes casual status.
- c) All nurses who actively practise nursing without a valid interim certificate or practising licence shall be subject to a penalty fee of twenty-five dollars (\$25.00) per day worked, to a maximum of five hundred dollars (\$500.00). Default of payment of fees for three (3) months or more is subject to discipline in accordance with the Act, Section 21.

Section 4.

The fee for practising licence shall be pro-rated during the last three (3) months of the licensure year, i.e. January, February and March, for the nurse who

- a) becomes eligible for initial registration.
OR
- b) becomes eligible for relicensure.
OR
- c) commences nursing employment.

Article VI - REGISTRATION, Section 6. Maintenance of Licence to Practise, PRACTISING MEMBERSHIP.

A nurse seeking a practising licence shall be required to verify that she has:

- a) practised as a nurse for at least one hundred fifty (150) days (1125 hours) during the preceding sixty (60) month period OR sixty (60) days (450 hours) during the preceding twenty four (24) month period. OR
- b) completed a basic diploma or university diploma programme or baccalaureate nursing programme or graduate programme in a health related discipline during the preceding sixty (60) month period. OR
- c) successfully completed an approved nursing refresher or re-entry programme during the preceding sixty (60) month period. OR
- d) enrolled in a university nursing programme and at the time of admission was eligible for a practising licence, for a maximum of sixty (60) months

Council may require that documentary proof of the above requirements be submitted.

Verification of Hours Requirement - Section 9

To meet the requirement of ARNN By-law Article VI, Section 6 (a):

1. Submit documentation from employer(s) for the period from 1 APR. 1998 to 31 MAR. 1999
 - a) if you practised nursing full-time from 1 April 1998 - 31 March 1999
OR
 - b) if the hours you practised nursing during 1998-99, in addition to those on file at ARNN, and preprinted on the renewal form, enables you to meet ARNN By-law Article VI Section 6 (a)
2. If you have not practised nursing in accordance with 1 (a) or (b), submit documentation from employer(s) verifying the number of hours practised from 1 APR 1994 to 31 March 1999 broken down according to the time periods noted on the reverse. If the verification is not broken down as requested, it cannot be entered into the computer.

Form and money will be returned to sender if form is incomplete and required documentation is not submitted or insufficient payment is received. Applications without the fee will not be accepted nor can we accept the fee without the application form. Form and fee must be together.

We recommend that you submit renewal licence form and fee **prior to 1 MARCH** to ensure receipt of licence by 1 April.

Licences will not be issued until forms are checked to ensure that By-law requirements relating to maintenance of licence to practise have been met.

Office workload may deem it necessary that only a receipt is issued at the time the renewal fee is presented. Licences will be forwarded when forms are checked.

If name and/or address have changed and you have not notified the ARNN, please submit the appropriate documents, i.e. copy of marriage certificate. You will need to notify CNA directly.

Practising fee includes legal expense assistance plan for ARNN disciplinary hearings, CNA and ICN membership fees, Canadian Nurse Journal, and the Canadian Nurses Protective Society (malpractice liability).

Place ARNN registration number on cheque or money order (to ensure correct identification), payable to Association of Registered Nurses of Newfoundland and return with completed renewal form.

Place ARNN registration number on all correspondence/documents to ARNN House.

There will be a charge for NSF cheques. You will be a member of the ARNN, in good standing, effective the date the NSF cheque is honoured.

Post-dated cheques cannot be processed until the date noted on the cheque.

FOR YOUR INFORMATION
ARNN HOUSE WILL BE OPEN
REGULAR BUSINESS HOURS MON. - FRI.

FEE PAYMENT WITH VISA/MASTERCARD


— VISA _____ EXPIRY DATE _____
card number

— M/C _____ EXPIRY DATE _____
card number

AMOUNT: FEE _____ + 3% HANDLING FEE = TOTAL PAID _____

SIGNATURE: _____

SAMPLE
Not valid for Registration



The Association of Nurses of Prince Edward Island

17 Pownal Street
Charlottetown, P.E.I.
C1A 3V7
Tel: (902) 368-3764

November 1, 1998 - October 31, 1999

APPLICATION FOR LICENSE

FOR OFFICE USE ONLY

Approved on _____ Associate _____
Practicing New _____ Aml Paid _____
Renewal _____ Red Bk _____ Reg.# _____

PLEASE COMPLETE IF NECESSARY

Surname _____ Given Names in Order _____
(Identify commonly used name)
Apt. Box No. _____ Street No. and Name _____
City, Town, Village _____ Province _____ Postal Code _____

SAMPLE

Not valid for Registration

THE PRINTED INFORMATION ON THIS LABEL IS ON FILE --- PLEASE COMPLETE AND OR CORRECT AS NECESSARY
Fees must be received by October 30, 1998 Post - dated cheques are acceptable

1998/1999 FEE SCHEDULE

License Fee: \$200.00
License Fee: (after April 30/99) \$100.00
Associate Fee: (non-practicing) \$25.00
A \$10 reinstatement fee is charged if license is reactivated after October 30, 1998 If you
hold a 1999 CNA membership the CNA fee will be deducted

A. Sex 01 ☐ Female
02 ☐ Male
B. Year of Birth 19 ____
C. Province/Territory/Country
of Graduation _____

2. EDUCATION

A. INITIAL NSG. EDUCATION

(check only one)

Year
1. ☐ Diploma in nsg. 19 ____
2. ☐ Bachelor's degree in nsg. 19 ____
3. ☐ Master's degree in nsg. 19 ____

B. OTHER EDUCATION IN NSG.

Year
1. ☐ Post-basic non-degree course/
program (of at least 300 hrs.) specify ____
CNA Certification
2. ☐ Bachelor's degree in nsg. 19 ____
specify ____
3. ☐ Master's degree in nsg. 19 ____
specify ____
4. ☐ Doctorate degree in nsg. 19 ____
specify ____
5. ☐ None 6. ☐ Other
7. ☐ Refresher Course 19 ____

C. EDUCATION IN OTHER THAN NSG.

Year
1. ☐ Bachelor's degree specify ____
2. ☐ Master's degree specify ____
3. ☐ Doctorate degree specify ____
4. ☐ None
5. ☐ Other

3. PRESENT EMPLOYMENT STATUS

A. 01 ☐ Employed in nursing on a regular basis (full-time)
02 ☐ Employed in nursing on a regular basis (part-time)
03 ☐ Employed in nursing on a casual/seasonal basis
04 ☐ Employed in other than nursing and seeking employment
in nursing
05 ☐ Employed in other than nursing and not seeking
employment in nursing.
06 ☐ Not employed and seeking employment in nursing
07 ☐ Not employed and not seeking employment in nursing.

B.

RECORD OF EMPLOYMENT IN NURSING
November 1, 1997 - October 31, 1998

Total # of hours practiced full-time = 1998 hours _____

Name of Institution(s) _____

C. Present place(s) of Employment

1) _____
2) _____
3) _____

4. PRESENT EMPLOYMENT

(Check only one for primary employer)

A. PLACE OF EMPLOYMENT Type Of Employer:

01 ☐ General Hospital
02 ☐ Psychiatric Hospital/Mental Health Centre
03 ☐ Home Care
04 ☐ Community Health Agency
05 ☐ NSG. Home/Home for Aged
06 ☐ Educational Institution
07 ☐ Physician's Office
08 ☐ Rehabilitation/Convalescent Centre
09 ☐ Government/Association
10 ☐ Business Industry
11 ☐ Self-employed/independent practice
12 ☐ Palliative Care
13 ☐ Private Duty (agency)
14 ☐ Other: _____ specify _____

(Check one box only)

B. DIRECT PATIENT CARE

01 ☐ Medical/Surgical
02 ☐ Psychiatric/Mental Health
03 ☐ Community Health
04 ☐ Ambulatory Care
05 ☐ Geriatric/Long term care
06 ☐ Home Care
07 ☐ Maternal/Newborn
08 ☐ Occupational Health
09 ☐ Pediatric
10 ☐ Critical Care
11 ☐ Emergency
12 ☐ Operating Room/Recovery Room
13 ☐ Nursing in several clinical areas
14 ☐ Addictions
15 ☐ Other: _____ specify _____

NURSING ADMINISTRATION

16 ☐ Service
17 ☐ Education
18 ☐ Other: _____ specify _____

NURSING EDUCATION

19 ☐ Teaching - students
20 ☐ Teaching - employees
21 ☐ Teaching - patients/clients
22 ☐ Other: _____ specify _____

RESEARCH

23 ☐ Nursing Research
24 ☐ Other research specify _____

(Check one box only)

C. POSITION

01 ☐ Director
02 ☐ Assistant/Associate Director
03 ☐ Supervisor/Coordinator
04 ☐ Clinical Nurse Specialist
05 ☐ Head Nurse/Unit Manager
06 ☐ Assistant Head Nurse
07 ☐ Staff Nurse/Community Health Nurse
08 ☐ Office/Occupational Health Nurse
09 ☐ Instructor/Professor
10 ☐ Researcher
11 ☐ Consultant
12 ☐ Other: _____ specify _____


I hereby certify that the above information is true and correct.

DAY MTH YR _____ SIGNATURE _____

HOME
PHONE NO _____

LICENSURE MAY BE REFUSED IF INFORMATION
ON THIS APPLICATION FORM IS FALSE.

Email address _____





Suite 600, Barrington Tower, Scotia Square
1894 Barrington St., Halifax, NS B3J 2A8
(902) 491-9744 exts. 225, 221
TOLL FREE (N.S.) 1-800-565-9744

1999 Application for Licence to Practise Nursing
November 1, 1998 - October 31, 1999
Registration Fee \$195.50 (Includes HST)

SAMPLE

Not valid for Registration

NOVA SCOTIA REGISTRATION NO.

SEX YEAR OF BIRTH ORIGINAL/BIRTH SURNAME

ENTRY / INITIAL NURSING EDUCATION PREPARATION

(Check One Only)

1 ☐ Diploma in nursing

Year Graduated

2 ☐ Bachelor's degree in nursing

Province or County of Graduation

3 ☐ Master's degree in nursing

OTHER EDUCATION

(Check highest Education Level Achieved in Each)

IN NURSING (POST RN)

- 1 ☐ Certificate
2 ☐ Bachelor's degree
3 ☐ Master's degree
4 ☐ Doctorate
5 ☐ None of the above

IN OTHER THAN NURSING

- 6 ☐ Certificate
7 ☐ Bachelor's degree
8 ☐ Master's degree
9 ☐ Doctorate
10 ☐ None of the above

OTHER EDUCATION IN NURSING

1 Successful completion of a post-basic non-degree nursing course program (of at least 300 hours). Check one: Yes ☐ No ☐ Specify

ARE YOU CURRENTLY ENROLLED IN A NURSING UNIVERSITY DEGREE

I am currently enrolled:

- ☐ Yes, full time
☐ Yes, part time
☐ No, not enrolled

- ☐ Baccalaureate
☐ Master's
☐ Doctorate

EMPLOYMENT DATA (Complete if Applicable)

I am currently
1. Employed by more than one employer

Yes ☐ No ☐

PRESENT EMPLOYMENT STATUS

(Check One Box For Primary Employer Only)

EMPLOYED IN NURSING

- 10 ☐ Regular 1 ☐ Full-time
11 ☐ Casual 2 ☐ Part-time

EMPLOYED IN OTHER THAN NURSING

NOT EMPLOYED

- 20 ☐ Seeking employment in nursing 30 ☐ Seeking employment in nursing
21 ☐ Not seeking employment in nursing 31 ☐ Not seeking employment in nursing
47 ☐ Currently on leave of absence from nursing employment from to

If Institution / Agency is Not Accurate, Please Correct On Dotted Line

Name of Primary Institution / Agency

City / Town County Province Country

Date commenced RN work with primary employer: MO DAY YEAR

RECORD OF EMPLOYMENT

Ensure all dates are filled in and complete. Do not include vacation, sick time and leave of absence hours.
NAME OF INSTITUTION(S) / AGENCY NUMBER OF RN HOURS PRACTICED + VOLUNTEERED = TOTAL

NOV 1/97 - OCT 31/98

NOV 1/96 - OCT 31/97

NOV 1/95 - OCT 31/96

NOV 1/94 - OCT 31/95

NOV 1/93 - OCT 31/94

PLACE OF WORK

POSITION

PRIMARY AREA OF RESPONSIBILITY

If data printed above is incorrect, check one only in each section for primary employer.

- 1 ☐ Hospital - General Maternity/Children's/Psychiatric
2 ☐ Mental Health Centre
3 ☐ Home Care Agency
4 ☐ Community Health Agency/Health Centre
5 ☐ Nursing Stations (Outpost or Clinics)
6 ☐ Nursing Home/Long Term Care Facility
7 ☐ Rehabilitation/Convalescent Centre
8 ☐ Educational Institution
9 ☐ Physician's Office/Family Practice Unit
10 ☐ Association/Government
11 ☐ Business/Industry/Occupational Health
12 ☐ Private Nursing Agency/Private Duty
13 ☐ Self-Employed
19 ☐ Other - specify

- 1 ☐ Staff Nurse / Community Health Nurse
2 ☐ Chief Nursing Officer / Director
3 ☐ Assistant / Associate Director
4 ☐ Supervisor / Coordinator
5 ☐ Clinical Nurse Specialist
6 ☐ Head Nurse / Unit Manager
7 ☐ Office / Occupational Health Nurse
8 ☐ Instructor / Professor
9 ☐ Researcher
10 ☐ Consultant
19 ☐ Other - specify

- DIRECT PATIENT CARE
1 ☐ Medical / Surgical
2 ☐ Psychiatric / Mental Health
3 ☐ Paediatric
4 ☐ Maternal / Newborn
5 ☐ Geriatric / Long Term Care
6 ☐ Critical Care
7 ☐ Community Health
8 ☐ Ambulatory Care
9 ☐ Home Care
10 ☐ Occupational Health
11 ☐ Oncology
12 ☐ Operating Room / RR
13 ☐ Emergency Care
14 ☐ Rehabilitation

- 15 ☐ Several Clinical Areas
19 ☐ Other - specify
ADMINISTRATION
21 ☐ Service
22 ☐ Education
29 ☐ Other - specify
EDUCATION
31 ☐ Teaching - students
32 ☐ Teaching - employees
33 ☐ Teaching - clients
39 ☐ Other - specify
RESEARCH
40 ☐ Nursing research only
49 ☐ Other - specify

JUDICIAL OR DISCIPLINARY DECISION

If you answer yes to any of the following questions, please attach an explanation.

1. Have you ever been convicted of any indictable offence(s) for which you have not received a pardon? Yes ☐ No ☐
2. Are you currently under investigation by any registration/licensing authority? Yes ☐ No ☐
3. Have you ever been disciplined by a registration/licensing authority for any occupation/profession in any province, state or country? Yes ☐ No ☐

I hereby certify the information contained on this form is true, correct and complete.

E-mail address

Active-practising**\$195.50 (\$170.00 + \$25.50 HST)****Reinstatement (after October 31, 1998) \$212.75 (\$170.00 + \$15.00 Reinstatement + \$27.75 HST)**

As per the RN Act Sections 18 and 19, to use the designation "RN" or "Registered Nurse", and to practise nursing in Nova Scotia, your name must be entered in the Register and the roster of active-practising members and hold a current licence to practise nursing. A practising licence is issued on receipt of the fee with a complete, signed application. **Application and fee must be received together.**

Non-practising**\$28.75 (\$25.00 + \$3.75 HST)**

Eligible to receive *Nurse to Nurse* and attend chapter, region and Association meetings, as a non-voting member. Does not entitle holder to the initials "RN" or to practise nursing in Nova Scotia. Confirmation of non-practising status issued on receipt of complete, signed non-practising form and fee. **Form and fee must be received together.**

Non-active

Automatically assigned November 1, 1998, if active or non-practising status not requested by October 31, 1998. **No fee or form required**

Payment Information and Terms:

1. All fees are **non refundable**.
2. Cash, personal cheques or money orders, payable to RNANS in Canadian funds, are accepted.
2. An administrative fee of \$10.00 is charged for all payments returned for any reason by a financial institution.
3. Fees paid by post-dated cheque are processed on the date indicated on the cheque.

Payroll Deduction

If participating in a payroll deduction plan, complete your application AND proceed as per the process established for your agency. Application and fee must be received together from your agency.

HST Number: 108093758RT

Inquiries regarding your *Application for a Licence to Practise Nursing* should be directed to the Registration Department:
902-491-9744; toll-free (NS) 1-800-565-9744, Ext. 225/221.

RN Act Section 2 (k) Definition of nursing:

"practice of nursing" means the performance of professional services requiring substantial specialized knowledge of nursing theory and the biological, physical, behavioral, psychological and sociological sciences as the basis for

- (i) assessment, planning, intervention and evaluation in
 - (A) the promotion and maintenance of health,
 - (B) the facilitation of the management of illness, injury or infirmity,
 - (C) the restoration of optimum function, or
 - (D) palliative care, or
- (ii) research, education, management or administration incidental to the objectives referred to in subclause (i).

WANTED: YOUR INTEREST and EXPERTISE!

On many occasions over the past few years, RNANS has spontaneously called upon the expertise of registered nurses to help with the work of a number of ad hoc committees. Because these committees can be set up at a moment's notice, we thought it would be advantageous to establish a database of interested members — so we could contact members quickly, based on their areas of expertise.

Your expertise may also be of direct benefit to other registered nurses. Maybe you would like to act as a resource for other nurses ... with the time commitment and extent of involvement being determined by you and any RNs who might contact you.

If you would like to be involved in one or both of these initiatives, please indicate your interest by completing the following sections.

- ☐ If the opportunity arose, would you be interested in sitting on an ad hoc committee related to your area of expertise?
(Please note that "interest" does not guarantee "opportunity".)
- ☐ Would you like to be a resource for other RNs developing competence in your area of expertise?
(A "Yes" would be acknowledgment that RNANS could provide your name and contact number to interested nurses.)

Information that you have entered on the reverse side of this form will be referenced for our new database, however, you may have additional *areas of expertise* that have not been recorded. Indicate below what you consider to be your other areas of expertise. Please note that you do not have to be currently practising in these areas. (Check a maximum of four.)

- 1 ☐ Aboriginal health
- 2 ☐ Advanced practice
- 3 ☐ Alcohol and drug abuse
- 4 ☐ Continuous quality improvement
- 5 ☐ Health Informatics
- 6 ☐ Health policy/planning
- 7 ☐ Health promotion
- 8 ☐ Health reform
- 9 ☐ Infection control

- 10 ☐ Midwifery
- 11 ☐ Orthopedics
- 12 ☐ Palliative care
- 13 ☐ Primary health care
- 14 ☐ Program evaluation/development
- 15 ☐ Respite care
- 16 ☐ Women's health
- 17 ☐ Other _____

Are there any other details that you think would be helpful for us to record? (e.g., If, on the reverse side of this form, you recorded that you work in mental health, you might want to specify that it is in adolescent adaptation to chronic illness. Or if you noted that you work in "med/surg," you might want to add that you have specialized in the care of burn patients or patients with cardiovascular diseases.)

SAMPLE

Not valid for Registration

Nurses Association of New Brunswick

165 Regent St., Fredericton, New Brunswick, Canada E3B 7B4 - Tel: (506) 458-8731
1-800-442-4417 TOLL FREE NUMBER IN NEW BRUNSWICK - Fax (506) 459-2836

REGISTRATION - 1999

2 Name Mailing Address City, Town Province Postal Code Maiden Name		PERSONAL DATA 1 N.B. REGISTRATION NO. Other Provinces in which you are licensed to practise Province Reg # 1 2		3 LANGUAGE PROFICIENCY I speak and write English only: 1 <input type="checkbox"/> Unusually English I speak and write French only: 2 <input type="checkbox"/> Unusually French I have little difficulty with either language: 3 <input type="checkbox"/> Fluently Bilingual (first language English) I can function reasonably well in my second language: 4 <input type="checkbox"/> Fluently Bilingual (first language French) 5 <input type="checkbox"/> Functionally Bilingual (first language English) 6 <input type="checkbox"/> Functionally Bilingual (first language French)			
4 SEX 1 <input type="checkbox"/> M 2 <input type="checkbox"/> F		5 MARITAL STATUS 1 <input type="checkbox"/> Single 2 <input type="checkbox"/> Married 3 <input type="checkbox"/> Other		6 YEAR OF BIRTH Year		7 I DESIRE MATERIAL IN English French	
8 STATUS REQUESTED: Fees, including HST, are due December 31, 1998. Please allow 3-4 weeks for delivery of certificate. 1 <input type="checkbox"/> REGISTRATION fee \$304.75 (after Dec. 31 \$333.50) - Canadian Funds 2 <input type="checkbox"/> NON PRACTISING MEMBERSHIP fee \$46.00 (after Dec. 31 \$54.05) Add \$31.05 if you wish CNA membership - Canadian Funds 3 <input type="checkbox"/> REGISTERED NURSE RETIRED MEMBERSHIP - no fee							

9 BY-LAW REQUIREMENT - Complete this section as evidence of nursing practice in order to comply with N.A.N.B. by-laws, section 1.03D. I certify that I was engaged in nursing practice while registered and that the following is an accurate account of this practice. Note: For full-time employment in 12 months, enter 1755 hours.

Dec. 1, 1995 to Nov 30, 1996	hours	⇒	⇒	Employer
Dec. 1, 1996 to Nov 30, 1997	hours	⇒	⇒	Employer
Dec. 1, 1997 to Nov 30, 1998	hours	⇒	⇒	Employer

EDUCATION DATA

10 BASIC NURSING EDUCATION Specify province or country of graduation YEAR 1 <input type="checkbox"/> Diploma leading to R.N. 19 2 <input type="checkbox"/> Baccalaureate degree leading to R.N. 19 3 <input type="checkbox"/> Masters degree leading to R.N. 19		11 POST BASIC EDUCATION IN NURSING Year 1 <input type="checkbox"/> Baccalaureate 19 2 <input type="checkbox"/> Masters 19 3 <input type="checkbox"/> Doctorate 19 4 <input type="checkbox"/> Certificate/Diploma* 19 5 <input type="checkbox"/> Other courses 19		12 POST BASIC EDUCATION OTHER THAN NURSING Year 1 <input type="checkbox"/> Baccalaureate 19 2 <input type="checkbox"/> Masters 19 3 <input type="checkbox"/> Doctorate 19 4 <input type="checkbox"/> Certificate/Diploma* 19 5 <input type="checkbox"/> Other courses 19	
--	--	---	--	---	--

NURSING EMPLOYMENT DATA

13 EMPLOYMENT STATUS FULL-TIME BASIS Full-time not seeking part-time 11 <input type="checkbox"/> Full-time seeking part-time 12 <input type="checkbox"/> LEAVE OF ABSENCE 43 <input type="checkbox"/> Specify reason CASUAL BASIS Casual basis by choice 31 <input type="checkbox"/> Casual basis seeking part-time 32 <input type="checkbox"/> Casual basis seeking full-time 33 <input type="checkbox"/>		14 CURRENT EMPLOYER (NURSING) NAME OF EMPLOYING AGENCY LOCATION PROVINCE	
15 DATE COMMENCED CURRENT POSITION YEAR MONTH		16 AVERAGE NO. OF HOURS WORKED PER WEEK	
17 DATE OF HIRE - CURRENT EMPLOYER YEAR MONTH		18 NO. OF YEARS OF ACTIVE PRACTICE IN NURSING	

19 To be completed by NB nursing graduates of December 1997 to December 1998. Since graduation I

1 Was offered employment 1 ☐ Yes 2 ☐ No
 2 Refused work 1 ☐ Yes 2 ☐ No
 Specify reason:

3 Started work months after graduation
 4 Started work on this basis:
 1 ☐ Temporary 2 ☐ Casual 3 ☐ Part-time 4 ☐ Full-time

CURRENT EMPLOYMENT - Check only one box in each of sections 20, 21 and 22.

20 PLACE OF EMPLOYMENT 01 <input type="checkbox"/> General Hospital 02 <input type="checkbox"/> Rehab Centre 03 <input type="checkbox"/> Psychiatric Hospital 04 <input type="checkbox"/> Extra-Mural Hospital 05 <input type="checkbox"/> Other type of Hospital 06 <input type="checkbox"/> Nursing Home 07 <input type="checkbox"/> Public Health Service 08 <input type="checkbox"/> Victorian Order of Nurses 09 <input type="checkbox"/> Health Services Centre 10 <input type="checkbox"/> Mental Health Clinic 11 <input type="checkbox"/> Physicians Office/Family Practice unit 12 <input type="checkbox"/> Occupational Setting 13 <input type="checkbox"/> Educational Institution 14 <input type="checkbox"/> Self Employed 15 <input type="checkbox"/> Association 16 <input type="checkbox"/> Government 17 <input type="checkbox"/> Addiction Centre 18 <input type="checkbox"/> Fed/Prov Correctional Institute 19 <input type="checkbox"/> Armed Forces 20 <input type="checkbox"/> Private duty registry 21 <input type="checkbox"/> Other (specify)			21 PRESENT TYPE OF EMPLOYMENT 01 <input type="checkbox"/> General Duty/Staff 02 <input type="checkbox"/> Head Nurse/Senior Clinical 03 <input type="checkbox"/> Instructor/Professor 04 <input type="checkbox"/> Supervisor/Coordinator 05 <input type="checkbox"/> Clinical Specialist 06 <input type="checkbox"/> Assoc./Asst. Director 07 <input type="checkbox"/> Director 08 <input type="checkbox"/> Assistant Administrator 09 <input type="checkbox"/> Admin./Chief Exec. Officer 10 <input type="checkbox"/> Consultant 11 <input type="checkbox"/> Researcher 12 <input type="checkbox"/> Other (specify)			22 PRIMARY AREA OF PRESENT PRACTICE 01 <input type="checkbox"/> GENERAL PATIENT CARE 02 <input type="checkbox"/> Medical/Surgical 03 <input type="checkbox"/> Maternal/Newborn 04 <input type="checkbox"/> Mental Health/Psychiatric 05 <input type="checkbox"/> Pediatrics 06 <input type="checkbox"/> O.R. 07 <input type="checkbox"/> Ambulatory Care (O.P.D., Day Surgery) 08 <input type="checkbox"/> Geriatrics 09 <input type="checkbox"/> Extended Care 10 <input type="checkbox"/> Rehabilitative Care 11 <input type="checkbox"/> Chemical Dependency 12 <input type="checkbox"/> General Practice/Float 13 <input type="checkbox"/> Community Health 14 <input type="checkbox"/> Occupational Health 15 <input type="checkbox"/> Other Patient Care 16 <input type="checkbox"/> SPECIAL CARE OR INTENSIVE CARE 17 <input type="checkbox"/> Coronary 18 <input type="checkbox"/> Neonatal 19 <input type="checkbox"/> Pediatric 20 <input type="checkbox"/> Neuro 21 <input type="checkbox"/> Burn			20 <input type="checkbox"/> Medical 21 <input type="checkbox"/> Surgical 22 <input type="checkbox"/> Med/Surg 23 <input type="checkbox"/> E.R. 24 <input type="checkbox"/> R.R. 25 <input type="checkbox"/> Dialysis ADMINISTRATION 30 <input type="checkbox"/> Nursing Educ. Admin. 31 <input type="checkbox"/> Nursing Service Admin. 32 <input type="checkbox"/> Other Admin. TEACHING 40 <input type="checkbox"/> Student Programs 41 <input type="checkbox"/> Employee Programs 42 <input type="checkbox"/> Patient/Client Programs NURSING RESEARCH 50 <input type="checkbox"/> Full-Time 51 <input type="checkbox"/> Part-Time OTHER 60 <input type="checkbox"/> Discharge Planning 61 <input type="checkbox"/> Infection Control 62 <input type="checkbox"/> Independent Practice 63 <input type="checkbox"/> Other (Specify)		
---	--	--	--	--	--	--	--	--	--	--	--

NOT EMPLOYED IN NURSING 23 EMPLOYMENT STATUS Date last employed in nursing YEAR MONTH After completing section 23 please answer either 24 or 25		24 SEEKING EMPLOYMENT IN NURSING Current Employment Status 1 <input type="checkbox"/> Not employed 2 <input type="checkbox"/> Employed in other than nursing 3 <input type="checkbox"/> Seeking refresher course Length of Job Search 1 <input type="checkbox"/> 59 days or less 2 <input type="checkbox"/> 60 days or more		25 NOT SEEKING EMPLOYMENT IN NURSING Current Employment Status 1 <input type="checkbox"/> Not employed 2 <input type="checkbox"/> Employed in other than nursing 3 <input type="checkbox"/> Retired 4 <input type="checkbox"/> Seeking employment in other than nursing 5 <input type="checkbox"/> Student	
---	--	--	--	---	--

IN CONSIDERATION OF THE ACCEPTANCE OF THIS APPLICATION, I AGREE TO BE BOUND BY AND TO COMPLY WITH THE TERMS OF THE BY-LAWS AND RULES OF THE ASSOCIATION


Date: 19 Signature:

SAMPLE
Not valid for Registration



Ordre des infirmières et infirmiers du Québec Registration Form

Please contact the jurisdiction for information on the Ordre des infirmières et infirmiers du Québec registration form. Contact information is available in Appendix C.



Fill in bubbles like this: ● Not like this: ✕ Use a fine felt tip pen or black ballpoint pen. Please read the Instruction Guide before completing this form.
The information printed on the form is from your last year's record. Please review the information carefully and add, change, or delete information as necessary in the space provided.

1. Personal Information

Registration Number

Complete only if information printed to the left is incorrect

SAMPLE

Not valid for Registration

E-mail address (Please add):

I have access to the Internet: ☐ Yes ☐ No

SURNAME	GIVEN NAME
STREET NUMBER AND NAME	APT. NUMBER
CITY/TOWN	PROVINCE
COUNTRY	POSTAL CODE
PHONE NUMBER (Home)	
<input type="checkbox"/> If your name has changed, please attach supporting documentation. <input type="checkbox"/> If your home address has changed, please indicate in Section 3 if your business address has also changed.	

2. Membership Status (See Instruction Guide for important details on this subject) Fill in one.

- ☐ 1. Maintain Membership ☐ 2. Resign Membership (Complete section 11 and 12)

If you do not choose option 1 or 2, and do not remit your annual fee, the College is obligated to suspend your registration for non-payment of fees.

3. Business and Designated Public Register Address - Supply business address for nursing and non-nursing employment

1.

3. Changes/Additions

NAME OF INSTITUTION/AGENCY		
STREET NUMBER AND NAME	CITY/TOWN	
PROVINCE	COUNTRY	POSTAL CODE
BUSINESS PHONE NUMBER		

☐ I am no longer employed at the above agency

Fill in one

- ☐ Major employer
☐ Additional employer

Fill in one

- ☐ In nursing
☐ In other than nursing

and

2.

4. Changes/Additions

NAME OF INSTITUTION/AGENCY		
STREET NUMBER AND NAME	CITY/TOWN	
PROVINCE	COUNTRY	POSTAL CODE
BUSINESS PHONE NUMBER		

☐ I am no longer employed at the above agency

Fill in one

- ☐ Major employer
☐ Additional employer

Fill in one

- ☐ In nursing
☐ In other than nursing

and

My Public Register address is

Change to: ☐ 1 ☐ 2 ☐ 3 ☐ 4 or provide

alternate address

61771

PLEASE DO NOT FAX THIS FORM

College of Nurses of Ontario
Registration Number:

DO NOT DETACH

Print all information clearly.

☐ Cheque or money order (post dated cheques not accepted)

☐ Visa ☐ EXP. DATE

☐ M/C ☐ EXP. DATE

SIGNATURE

\$ AMOUNT PAID

Office use:

Non-Refundable

Annual Payment

G.S.T. # R106953904

4. Current Employment Status:

The questions in this section are collected for statistical purposes, and also to help us better understand the needs of members. Your employment status according to your 1998 Annual Payment Form is printed below

If this information has changed, please complete questions 4.1 to 4.5

- 4.1 I am employed in nursing: ☐ in Ontario ☐ outside Ontario ☐ in and outside Ontario
- 4.2 I am employed in nursing and also employed in other than nursing ☐ Yes ☐ No
- 4.3 I am not employed in nursing: I am ☐ employed in other than nursing ☐ unemployed ☐ retired
- 4.4 I was last employed in nursing on:

		1	9
M	M	Y	Y
- 4.5 I am seeking employment in nursing ☐ Yes ☐ No

4.6 If you are not employed and not seeking employment in nursing, this is due to:

- ☐ personal reasons ☐ unable to find suitable nursing employment ☐ retirement
☐ medical reasons ☐ educational, personal development reasons ☐ other, please specify

4.7 If you are an RN/RPN employed in non-nursing roles, employment outside of nursing is:

- ☐ Your personal preference ☐ Due to lack of employment opportunities as a nurse

5. Current Employment in Nursing

5.1 Number of nursing employers: our records show that you have _____ employer(s) in nursing.

If this information has changed, please complete the following:

- ☐ 1 ☐ 2 ☐ 3 ☐ 4 ☐ 5 or more

Answer the following based on your major employer in nursing as indicated in Section 3.

5.2 Employment status in nursing: our records show your employment status as:

If this information has changed, please complete the following:

- ☐ Regular full time ☐ Casual full time ☐ Regular part time ☐ Casual part time

5.3 If you are not working in a regular full time position, your part time or casual status is:

- ☐ Your personal preference ☐ Due to lack of regular full time employment

5.4 If you are an RN/RPN employed as an unregulated care provider it is:

- ☐ Your personal preference ☐ Due to lack of employment opportunities in nursing

5.5 If you are an RN working within the job description of an RPN it is:

- ☐ Your personal preference ☐ Due to lack of employment opportunities as an RN

5.6 Position in nursing: our records show your position in nursing as:

If this information has changed, please complete the following:

- | | | |
|---|--|---|
| <input type="checkbox"/> Staff RN/Staff RPN | <input type="checkbox"/> Nurse Practitioner | <input type="checkbox"/> Associate/Asst. Director |
| <input type="checkbox"/> Public/Community Health Nurse
(includes Parish Nurse) | <input type="checkbox"/> Clinical Nurse Specialist | <input type="checkbox"/> Chief Nursing Officer/Director |
| <input type="checkbox"/> Visiting/Community Agency Nurse | <input type="checkbox"/> Consultant | <input type="checkbox"/> Instructor/Educator/Professor |
| <input type="checkbox"/> Office/Occupational Health | <input type="checkbox"/> Unit Manager/Head Nurse | <input type="checkbox"/> Researcher |
| <input type="checkbox"/> Case Manager | <input type="checkbox"/> Supervisor/Co-ordinator | <input type="checkbox"/> Other, please specify |

SAMPLE
Not valid for Registration

Fill in bubbles like this: ● Not like this: ✗ ✓

DO NOT DETACH

PLEASE DO NOT FAX THIS FORM

5.7 Place of major employment (the employer for whom you work the most hours): our records show your place of major employment as:

If this information has changed, please complete the following.

- | | |
|---|---|
| <input type="checkbox"/> General Hospital | <input type="checkbox"/> Community Care Access Centre |
| <input type="checkbox"/> Rehab/Convalescent Hospital | <input type="checkbox"/> Employment Agency/Private Duty |
| <input type="checkbox"/> Psychiatric Hospital | <input type="checkbox"/> Business/Occupational Health |
| <input type="checkbox"/> Extended/Chronic Care Hospital | <input type="checkbox"/> Nursing Station (Outpost/Nurse Clinic) |
| <input type="checkbox"/> Other type of Hospital | <input type="checkbox"/> Physician's Office/Family Practice Unit |
| <input type="checkbox"/> Nursing Home | <input type="checkbox"/> Educational Institution |
| <input type="checkbox"/> Home for the Aged | <input type="checkbox"/> Self-Employed/Independent Practice |
| <input type="checkbox"/> Retirement Home | <input type="checkbox"/> Government/Association |
| <input type="checkbox"/> Public/Community Health Unit or Department | <input type="checkbox"/> Mental Health Centre |
| <input type="checkbox"/> Community Health Centre | <input type="checkbox"/> Community Agency eg Red Cross/Easter Seals |
| <input type="checkbox"/> Community Home Care Agency | <input type="checkbox"/> Other, please specify _____ |

5.8 Primary area of responsibility in nursing: our records show your primary area of responsibility in nursing as:

If this information has changed, please complete the following. Choose only one primary area of responsibility.

Direct Patient Care

- | | | | |
|--|--|--|---|
| <input type="checkbox"/> Medical/Surgical | <input type="checkbox"/> Gerontology | <input type="checkbox"/> Critical Care | <input type="checkbox"/> Several Clinical Areas |
| <input type="checkbox"/> Maternal/Newborn | <input type="checkbox"/> Long-term Care | <input type="checkbox"/> Ambulatory Care | <input type="checkbox"/> Rehabilitation |
| <input type="checkbox"/> Psychiatric/Mental Health | <input type="checkbox"/> Community/Public Health | <input type="checkbox"/> Operating Room | <input type="checkbox"/> Palliative Care |
| <input type="checkbox"/> Paediatrics | <input type="checkbox"/> Health Promotion | <input type="checkbox"/> Emergency Care | <input type="checkbox"/> Infection Control |
| <input type="checkbox"/> Oncology | <input type="checkbox"/> Occupational Health | <input type="checkbox"/> Home Care | <input type="checkbox"/> Other (Direct Patient Care) please specify _____ |

Administration

- ☐ Nursing Education
- ☐ Nursing Services
- ☐ Other (Administration) please specify _____

Education

- ☐ Nursing Program
- ☐ In-Service Education
- ☐ Patient/Client Education
- ☐ Other (Education) please specify _____

Research

- ☐ Nursing Research
- ☐ Other (Research) please specify _____

Other Area of Responsibility

- ☐ Other, please specify _____

6. Nursing Experience

Note: This information is for statistical purposes only and is not related to the requirements of the Quality Assurance Program.

6.1 Approximate number of hours worked in nursing in the past 12 months excluding vacation, sick time, disability and maternity leave etc.: (Please refer to the Instruction Guide for table and calculation method.)

_____ hours

6.2 Total years of nursing experience (direct practice, administration, education, research or other nursing employment):

- | | | |
|---|---|---|
| <input type="checkbox"/> less than 2 years | <input type="checkbox"/> 2 to less than 5 years | <input type="checkbox"/> 5 to less than 10 years |
| <input type="checkbox"/> 10 to less than 15 years | <input type="checkbox"/> 15 to less than 20 years | <input type="checkbox"/> 20 to less than 25 years |
| <input type="checkbox"/> 25 years or more | | |

6.3 Years of experience in your current position in nursing:

- | | | |
|---|---|---|
| <input type="checkbox"/> less than 2 years | <input type="checkbox"/> 2 to less than 5 years | <input type="checkbox"/> 5 to less than 10 years |
| <input type="checkbox"/> 10 to less than 15 years | <input type="checkbox"/> 15 to less than 20 years | <input type="checkbox"/> 20 to less than 25 years |
| <input type="checkbox"/> 25 or more years | | |

Fill in bubbles like this: ● Not like this: X

36202

7. Education:

This information is collected for statistical purposes and is not related to the Quality Assurance Program

7.1 Our records indicate that your **basic/initial** nursing credential is a

- Is the above information correct? ☐ Yes ☐ No - If no, please correct → ☐ RPN Certificate
☐ RN Diploma
☐ RN Degree in nursing

7.2 Our records indicate that you have completed the following education since graduation

Nursing education:

Non-nursing education:

- Is the above information correct? ☐ Yes ☐ No - If no, please fill in the bubbles that apply in question 7.3 and 7.4

7.3 I have completed the following nursing education since graduating from my **basic/initial** nursing program:

- | | |
|---|---|
| <input type="checkbox"/> Bachelor's Degree in nursing | <input type="checkbox"/> Other certificates and/or diplomas in nursing |
| <input type="checkbox"/> Master's Degree in nursing | <input type="checkbox"/> Other courses and/or programs of <u>at least 300 hours</u> in nursing |
| <input type="checkbox"/> Doctorate in nursing | <input type="checkbox"/> Other courses and/or programs of <u>less than 300 hours</u> in nursing |

7.4 I have completed the following non-nursing education:

- | | | |
|--|--|--|
| <input type="checkbox"/> Diploma | <input type="checkbox"/> Master's Degree | <input type="checkbox"/> Other certificates, courses and/or programs |
| <input type="checkbox"/> Bachelor's Degree | <input type="checkbox"/> Doctorate | |

7.5 If you participated in an education program outside nursing in 1998, did you take it: (Choose all that apply)

- | | |
|--|--|
| <input type="checkbox"/> To enhance nursing practice through a broader education | <input type="checkbox"/> For personal interest |
| <input type="checkbox"/> To prepare for a career change outside of nursing | <input type="checkbox"/> Other, please specify _____ |
| <input type="checkbox"/> Due to better/easier accessibility of the non-nursing education program | |

8. Unregulated Care Providers

This information is collected for statistical purposes and to help CNO better understand the practice environment.

8.1 Does your practice setting employ unregulated care providers?

- ☐ Yes ☐ No ☐ I do not know

8.2 Do you work with unregulated care providers in your practice setting?

- ☐ Yes ☐ No

8.3 Do unregulated care providers in your practice setting have direct client care responsibilities?
(Excluding client transport or housekeeping personnel)

- ☐ Yes ☐ No ☐ I do not know

8.4 Within the past year, has there been an increase in the number of unregulated care providers in your practice setting?

- ☐ Yes ☐ No ☐ I do not know

8.5 Within the past year, have the client care duties assigned to unregulated care providers in your practice setting increased in complexity?

- ☐ Yes ☐ No ☐ I do not know

8.6 Have you received orientation on how to work with unregulated care providers?

- ☐ Yes ☐ No

9. Declaration of Participation in Reflective Practice in 1998

It is very important to read the Instruction Guide before completing this section. It has explanations and examples that will help you answer the questions.

Questions 9.1 to 9.6 inclusive are your declaration of participation in Reflective Practice during 1998. This declaration is a part of your 1998 Reflective Practice records. Your answers can only be used for the purpose of the Quality Assurance Program. These answers will be used to give you feedback on your declaration that will be printed with your Payment Card. After filling this page out, we suggest you make a copy for your QA records

9.1 Choose one option only:

- ☐ I am retired and do not intend to return to nursing practice, therefore I did not participate in Reflective Practice. (Please go to section 11)
- ☐ I was not a member of CNO in 1998, therefore I did not participate in Reflective Practice. (Please go to section 10)
- ☐ I was practising nursing in Ontario in 1998.
- ☐ I was not practising nursing in Ontario in 1998.

9.2 Which Reflective Practice option(s) did you use in 1998?

- ☐ Self-Assessment Tool
- ☐ Professional Profile
- ☐ Personal Option
- ☐ Agency Professional Development Option
- ☐ Formal Focused Learning
- ☐ None of the above

9.3A The annual Reflective Practice requirements for nurses practising in Ontario are listed below. Which did you complete in 1998?

- ☐ Did a Self-Assessment
- ☐ Obtained Peer Feedback
- ☐ Created a Learning Plan
- ☐ Implemented a Learning Plan
- ☐ Evaluated the learning done

SAMPLE

Not valid for Registration

B For nurses who were not practising nursing in Ontario in 1998. Did you:

- ☐ partially participate, at a minimum maintaining awareness of developments in nursing and the standards and expectations for nurses in Ontario.
- ☐ complete some or all of the requirements as listed above.

9.4 Think about your 1998 learning project(s). Choose the one area that best describes the focus of your learning.

- ☐ Communication
- ☐ Job Knowledge/Critical Thinking
- ☐ Leadership
- ☐ Standards and Legislation
- ☐ Other - please describe briefly

9.5 How did this learning change or enhance your practice? Provide an example from your practice. (Please see Instruction Guide for examples)

- 9.6 ☐ I did not participate in Reflective Practice because of extenuating circumstances e.g. bereavement, illness (Please refer to the Reflective Practice section in the Instruction Guide for further direction).

This completes your 1998 Reflective Practice declaration of participation. Be sure to keep your Self-Assessment, Peer Feedback, and Learning Plan for your own records. Do not send them to the College.



10. 1999 Reflective Practice Participation (Choose one of the four participation levels below)

10.1 ☐ I will be practising nursing in Ontario in 1999 and will participate fully in Reflective Practice.

You are required to choose option 10.1 if you will be practising nursing. If you will be seeking employment in nursing in Ontario in 1999, you are encouraged to select option 10.1.

10.2 ☐ I will be practising nursing outside of Ontario in 1999 and

A) ☐ I choose to participate fully in Reflective Practice.

You are encouraged to choose option 10.2A if you plan to return to nursing in Ontario.

OR

B) ☐ I choose to participate partially in Reflective Practice at a level appropriate to my learning needs. At a minimum, I will stay aware of developments in nursing and the standards and expectations for nurses in Ontario.

When you return to practice in Ontario you will need to participate fully in Reflective Practice.

10.3 ☐ I will not be practising nursing in 1999. I will participate partially in Reflective Practice and, at a minimum, maintain an awareness of developments in nursing and the standards and expectations for nurses in Ontario.

Before returning to nursing, you should prepare by performing a self-assessment in relation to your practice area and identify your learning needs.

Please note: If during the year your circumstances change, adjust your Reflective Practice participation level accordingly and notify the College on next year's Annual Payment Form.

11. Release of Mailing Address

Periodically the College is asked to provide members' home mailing addresses. Your 1998 responses to this question appear below. If you wish to change your response, please fill in the appropriate bubble.

Please note: We will act immediately if you submit a written request to restrict the release of your home mailing address for reasons of personal safety. You may request this at any time during the year. Mail your request separately to the College of Nurses of Ontario, Manager, Registry Section, 101 Davenport Road, Toronto, ON M5R 3P1. Include your registration number in your letter.

	1998 Response	Change to	
1. Campaign materials from candidates for election to CNO Council and committees		<input type="checkbox"/> Yes	<input type="checkbox"/> No
2. Research in nursing*		<input type="checkbox"/> Yes	<input type="checkbox"/> No
3. Information on continuing education opportunities*		<input type="checkbox"/> Yes	<input type="checkbox"/> No
4. Information from nursing organizations* eg: unions, professional associations		<input type="checkbox"/> Yes	<input type="checkbox"/> No

*approved by CNO

If your 1998 response shows as "RNC" (Response Not Captured) and you do not change this to "Yes" or "No", you will be agreeing to the release of your mailing address for that purpose.

12. Signature Section

Please note: An incomplete or unsigned form may delay the issuing of your 1999 Annual Registration Payment Card.

I hereby certify that the information and statements on this form, including my Reflective Practice Declaration in Section 9 are true, correct and complete. I consent to the release of my mailing address under the conditions I indicated in section 11.

Name:

Registration Number:

Signature

Date



SAMPLE
Not valid for Registration



REGISTRATION NO. _____

FOR OFFICE USE ONLY

AMOUNT PAID \$ _____

TRANSFER _____

UPDATE _____

A

B

1999 REGISTRATION RENEWAL FORM

DEADLINE
DEC. 1/98

REGISTRATION NO. _____

PERSONAL DATA

COMPLETE THIS SECTION ONLY IF INFORMATION ABOVE IS INCORRECT OR INCOMPLETE.
IF YOUR NAME HAS CHANGED ENCLOSE A COPY OF LEGAL CHANGE OF NAME DOCUMENT.

SURNAME _____ (PLEASE PRINT) GIVEN NAMES _____
APT./BOX NO. _____ STREET # AND ADDRESS _____
CITY/TOWN _____ PROVINCE/STATE _____
COUNTRY _____ POSTAL/ZIP CODE _____
NAME BEFORE MARRIAGE _____

VOTING REGION _____

BASIC EDUCATION LEADING TO INITIAL REGISTRATION

☐ DIPLOMA ☐ BACC ☐ MASTER'S

YEAR OF GRAD. _____ PROV. OF GRAD. _____

DATE OF INITIAL REGISTRATION _____

DO YOU HOLD A CURRENT PRACTICING REGISTRATION IN
ANOTHER JURISDICTION? ☐ NO ☐ YES - IF YES WHERE?

PROVINCE/TERRITORY/STATE _____ REGISTRATION NUMBER _____

ATTACH COPY OF OTHER CURRENT MEMBERSHIP CARD

PLEASE COMPLETE ALL ITEMS 1 THROUGH 3 BELOW.

SEE INFORMATION ON REVERSE.

1 MY CURRENT EMPLOYER(S) IS (ARE)

IS THIS INFORMATION REGARDING EMPLOYER(S) CORRECT? ☐ NO - ENTER CORRECTIONS IN 1b ☐ YES - GO TO 1b
& STROKE OFF INCORRECT INFO ABOVE

1b CURRENT EMPLOYERS	1b REVISED # HRS	PREVIOUS HRS OF WORK
1ST	(YR) (HOURS)	(YR) (HOURS)
2ND		
3RD		
TOTAL		

1b IS THE NUMBER OF HOURS WORKED CORRECT? ☐ NO - PLEASE ENTER REVISIONS ABOVE ☐ YES

IMPORTANT: 1 PRINT YOUR REGISTRATION NUMBER ON FRONT OF CHEQUE OR MONEY ORDER TO ENSURE CORRECT IDENTIFICATION OF PAYMENT.
2. OUT-OF-COUNTRY APPLICANT PAY BY INTERNATIONAL MONEY ORDER
CANADIAN FUNDS ONLY (MUST BE MAGNETIC BANK ENCODED)
3 YOUR SIGNATURE IS REQUIRED ON THIS FORM

3 I CERTIFY THAT THE ABOVE INFORMATION IS TRUE AND CORRECT.

X SIGNATURE _____ DATED _____

G.S.T. NO. R107660763

AMOUNT
SUBMITTED \$ _____

2 ARE YOU CURRENTLY A STUDENT IN A UNIVERSITY NURSING PROGRAM?

☐ NO ☐ YES

3 HAVE YOU BEEN CONVICTED OF AN OFFENCE UNDER THE CRIMINAL CODE DURING THE PAST YEAR? ☐ NO ☐ YES IF YES ATTACH INFORMATION SHEET

4 HAVE YOU COMPLETED A REFRESHER COURSE IN THE PAST 4 YEARS?

☐ NO ☐ YES - _____ (YEAR)

5 ARE YOU CURRENTLY ON A LEAVE OF ABSENCE FROM NURSING?

☐ NO ☐ YES - FROM _____ TO _____

6 HOW MANY HOURS DID YOU WORK AS AN RN IN

19 ? _____ HOURS (TOTAL).

7 I HEREBY APPLY FOR:

CIRCLE APPROPRIATE CATEGORY
A ACTIVE PRACTICE MEMBERSHIP OR
B ASSOCIATE MEMBERSHIP OR
C INACTIVE MEMBERSHIP

FEE GST TOTAL FEE

NOTE: PENALTY CHARGES WILL BE ADDED WHERE APPLICABLE.

PHONE NUMBERS

(HOME)

(WORK)

CORRECTION

CORRECTION

C PLEASE REVIEW THE FOLLOWING SECTION CAREFULLY.

PLEASE CHOOSE ONE ITEM IN EACH CATEGORY THAT BEST DESCRIBES YOU AND YOUR PRACTICE BY PLACING A CIRCLE AROUND THE CORRECT NUMBER IN COLUMNS 17 THROUGH 21.

REGISTRATION NO. _____

EMPLOYMENT STATUS (CHECK ONE)

PRESENT EMPLOYMENT STATUS IN NURSING:

☐ FULL TIME ☐ PART TIME ☐ CASUAL/SEASONAL

NOT EMPLOYED IN NURSING AND:

SEEKING NURSING EMPLOYMENT ☐ 1
NOT SEEKING NURSING EMPLOYMENT ☐ 2

C PLEASE REVIEW THE FOLLOWING SECTION CAREFULLY.

PLEASE CHOOSE ONE ITEM IN EACH CATEGORY THAT BEST DESCRIBES YOU AND YOUR PRACTICE BY PLACING A CIRCLE AROUND THE CORRECT NUMBER IN COLUMNS 17 THROUGH 21.

PRIMARY EMPLOYMENT IN NURSING

CIRCLE ONE NUMBER ONLY IN EACH OF A, B, AND C BELOW. FOR PRIMARY EMPLOYER

17	A. PRIMARY AREA OF RESPONSIBILITY
01	I. DIRECT PATIENT CARE
02	MEDICAL/SURGICAL
03	CRITICAL CARE (EG. ICU/CCU/NEUROLOGY)
04	EMERGENCY
05	PEDIATRIC CARE
06	MATERNAL/NEWBORN
07	MENTAL HEALTH/PSYCHIATRIC
08	GERIATRIC/LONG TERM CARE
09	OCCUPATIONAL HEALTH
10	COMMUNITY HEALTH
11	CLINIC/AMBULATORY
12	OR/RR
13	ONCOLOGY
14	NURSING IN SEVERAL CLINICAL AREAS
15	REHAB
99	CONTINUING/HOME CARE
99	OTHER
22	II. ADMINISTRATION
23	NURSING SERVICES ADMINISTRATION
24	NURSING EDUCATION ADMINISTRATION
25	QUALITY ASSURANCE
25	OTHER
31	III. TEACHING 1. STUDENTS
32	NURSING DIPLOMA PROGRAMS/CERTIFICATION
33	NURSING DEGREE PROGRAMS
34	2. EMPLOYEES
35	3. CLIENTS
35	OTHER (SPECIFY)
41	IV. RESEARCH (IF CURRENTLY ACTIVE IN
42	1. NURSING RESEARCH INDICATE POSITION)
43	PRINCIPAL INVESTIGATOR/PROJECT DIRECTOR
44	RESEARCH ASSOCIATE/ASSISTANT
44	2. OTHER (SPECIFY)

18	B. POSITION
01	CHIEF EXECUTIVE OFFICER/ADMINISTRATOR
02	DIRECTOR OF NURSING/CHIEF NURSING OFFICER
03	ASSOCIATE/ASSISTANT DIRECTOR
04	SUPERVISOR/COORDINATOR
05	HEAD NURSE/UNIT MANAGER
06	CLINICAL NURSE SPECIALIST
07	STAFF/GENERAL DUTY NURSE
08	OFFICE/OCCUP. HEALTH
09	INSTRUCTOR/PROFESSOR/EDUCATOR
10	CONSULTANT
11	COMMUNITY/HOME CARE NURSE
12	STAFFING RECRUITMENT/REGISTRAR
13	ADVISOR/COUNSELLOR
14	RESEARCH
99	OTHER
19	C. PLACE OF EMPLOYMENT
01	HOSPITAL (GEN./MAT./PED./PSYCH.)
02	REHAB. HOSP./CONVALESCENT CARE (EG. MUNICIPAL)
04	PERSONAL CARE HOME/LONG TERM CARE
05	MENTAL HEALTH CENTRE (I.E. CLINIC)
06	BUSINESS/INDUSTRY/OCC. HEALTH
07	AMB. CARE/DR'S OFFICE/FAMILY PRACTICE UNIT
08	REGIONAL HEALTH CLINIC/PRIMARY CARE
09	NURSING STATION (OUTPOST OR CLINIC)
10	COMMUNITY HEALTH AGENCY/HEALTH CENTRE
11	HOME CARE AGENCY
12	EDUC. INSTITUTE (S/N)
13	PRIVATE AGENCY/PRIVATE DUTY (I.E. VON)
14	INDEPENDENT PRACTICE/SELF EMPLOYED
15	GOVERNMENT/CORPORATE ASSOC.
99	OTHER

REGISTRATION NO.

EMPLOYMENT STATUS (CHECK ONE)

PRESENT EMPLOYMENT STATUS IN NURSING:

☐ FULL TIME ☐ PART TIME ☐ CASUAL/SEASONAL

NOT EMPLOYED IN NURSING AND:

SEEKING NURSING EMPLOYMENT ☐ 1

NOT SEEKING NURSING EMPLOYMENT ☐ 2

NOT EMPLOYED AND:

SEEKING NURSING EMPLOYMENT ☐ 1

NOT SEEKING NURSING EMPLOYMENT ☐ 2

EDUCATION

Post Basic means education completed after your initial nursing program which led to nurse registration.
Column "P" = Previous information you have submitted during the past 5 years.
Column "C" = Completed education since last renewal. Use this column to include any information missing from column "P" (past five years only).

20	POST BASIC NURSING EDUCATION	P	C
01	DOCTORATE		
02	MASTER'S DEGREE		
03	POST BASIC BACCALAUREATE		
04	POST BASIC CERTIFICATE/DIPLOMA (OF AT LEAST 300 HRS)		
21	OTHER THAN NURSING		
01	DOCTORATE		
02	MASTER'S DEGREE		
03	POST BASIC BACCALAUREATE		
04	CERTIFICATE/DIPLOMA (OF AT LEAST 300 HRS)		

CHECK ALL BOXES BELOW WHICH ARE APPROPRIATE.

22	CURRENT ENROLLMENT IN AN EDUCATIONAL PROGRAM	P	C
02	ENROLLED IN NURSING PROGRAM		
03	ENROLLED IN NON-NURSING PROGRAM		
23	TYPE OF PROGRAM		
01	DOCTORATE		
02	MASTER'S		
03	BACCALAUREATE		
04	CERTIFICATE/DIPLOMA		

SAMPLE

Registration Information

In order to use the designation Registered Nurse, RN or any other derivative, or practice as a Registered Nurse, a person must be registered with MARN as an *active practising member*. Persons who practice without being registered are committing unauthorized practice. It is an offence under the *Registered Nurses' Act* for any person to engage in unauthorized practice or for employers to employ a person as a Registered Nurse who is not actually registered.

For detailed information on renewal options and registration categories, please see the *Registration Renewal Booklet*.

Registration Renewal Booklet	Guidelines for Claiming Acceptable Registered Nurse Practice Hours for Registration Renewal
<p>Please refer to the <i>Registration Renewal Booklet</i> (enclosed) to aid you in completing the Registration Renewal Form. The Booklet includes detailed information on:</p> <ul style="list-style-type: none"> ⇨ Membership categories ⇨ Registration renewal options ⇨ Registration renewal fees, pro-rated fees, additional charges ⇨ Fee payment options (e.g. single payment options, post-dated cheque, pre-authorized chequing) ⇨ Criminal convictions ⇨ Registration policies that affect registration renewal ⇨ Unauthorized practice <p style="text-align: center; transform: rotate(-45deg); font-weight: bold;">SAMPLE</p>	<p>Please refer to the pamphlet <i>Guidelines for Claiming Acceptable Registered Nursing Practice Hours for Registration Renewal</i> (enclosed) for detailed information on:</p> <ul style="list-style-type: none"> ⇨ The practice hour requirement ⇨ Types of professional activities that count toward the hour requirement ⇨ How to calculate practice hours ⇨ When approval is needed <p>Please note:</p> <ul style="list-style-type: none"> • Verification of practice hours or clarification on how hours were calculated may be requested by the Registrar. • Nurses should attach information or calculations directly to the renewal form when they have included a number of different activities in claiming total hours or if they have made significant revisions to hours previously claimed and certified to be true.

Fee Payment Options	Fees
<p>Detailed information on fee payment options is included in the <i>Registration Renewal Booklet</i>.</p> <p>If paying by single payment or personal cheque please review your cheque and form to ensure that each is correct.</p>	<p>Registration fees are pro-rated twice a year. When registration is submitted late or with errors, additional fees may be charged. For detailed information on fees please see the <i>Registration Renewal Booklet</i>.</p> <p><i>Approximately 10% of members made errors last year that resulted in unnecessary delays. Please ensure that your renewal form is completed and signed.</i></p>



**SASKATCHEWAN REGISTERED NURSES' ASSOCIATION**

2066 RETALLACK STREET, REGINA, SASKATCHEWAN S4T 7X5

(306) 359-4200 TOLL FREE 1-800-667-9945

email: info@srna.org

MEMBERSHIP RENEWAL INVENTORY

1999

REGISTRATION NUMBER**1. PLEASE CORRECT NAME AND MAILING ADDRESS, IF NECESSARY**

SURNAME		GIVEN NAMES IN ORDER (identify commonly used name)	
APT./BOX NO.		STREET NO. AND NAME	
CITY, TOWN, VILLAGE			
PROVINCE		POSTAL CODE	
PHONE NUMBER HOME		WORK	

***NOTE**

AREAS PRINTED BELOW IN RED INK MUST BE COMPLETED EVERY TIME YOU FILE. AREAS PRINTED BELOW IN BLACK INK NEED BE COMPLETED ONLY IF THERE IS A CHANGE SINCE YOU LAST FILED. SEE REGISTRATION RENEWAL BOOKLET FOR ASSISTANCE WITH COMPLETING FORM AND SEE BACK OF FORM FOR FURTHER INFORMATION.

2. POST-RN Education in Nursing

Have you completed a POST basic non-degree nursing course/program of at least 300 hrs.?

1 ☐ Yes 2 ☐ No

Nursing Degree achieved since completing basic program (check highest)

2 ☐ Bachelor's degree 3 ☐ Master's degree
4 ☐ Doctorate 5 ☐ None**3. Education in Other than Nursing**

Degree (check highest)

1 ☐ Bachelor's degree 2 ☐ Master's degree
3 ☐ Doctorate 4 ☐ None**4. Marital Status**

(optional completion)

1 ☐ Single 2 ☐ Married
3 ☐ Other**5. Present Employment Status (check only one)**

- 7 ☐ Employed as an R.N. on a regular basis, full time
8 ☐ Employed as an R.N. on a regular basis, part time
2 ☐ Employed as a R.N. on a casual basis
3 ☐ Employed other than as an R.N. and seeking employment as an R.N.
4 ☐ Employed other than as an R.N. and not seeking employment as an R.N.
5 ☐ Not employed but seeking employment as an R.N.
6 ☐ Not employed and not seeking employment as an R.N.

6. Past R.N. Employment Experience

Total number of years you have practised as an R.N.

- 1 ☐ 1 year or less 5 ☐ 8 to 9 years
2 ☐ 2 to 3 years 6 ☐ 10 to 14 years
3 ☐ 4 to 5 years 7 ☐ 15 to 19 years
4 ☐ 6 to 7 years 8 ☐ 20 years or more

7. If not currently employed as an R.N., state year last employed in nursing:

19

8. Have you completed a nurse re-entry program in previous five years?

☐ Yes
☐ No

If yes, date re-entry program completed

Day Month Year**9. Present Employment in Nursing in Saskatchewan**

Employer(s) (by order of average number of hours worked per week)	Name of Agency (in Saskatchewan)	Office Code	Date commenced R.N. work with employer Day Month Year	Average No. of RN hours worked per week
Primary (most hours/week)	1. _____	<input type="text"/>	<input type="text"/>	<input type="text"/> hours
Second (lesser hours/week)	2. _____	<input type="text"/>	<input type="text"/>	<input type="text"/> hours
Third (least hours/week)	3. _____	<input type="text"/>	<input type="text"/>	<input type="text"/> hours

10. Place of Work**11. Position****12. Primary Area of Responsibility**

Fill in for up to three employers using the codes below (Select only one code for each employer)

Primary employer	Second employer	Third employer	Primary employer	Second employer	Third employer	Primary employer	Second employer	Third employer
<input type="text"/>	<input type="text"/>	<input type="text"/>	<input type="text"/>	<input type="text"/>	<input type="text"/>	<input type="text"/>	<input type="text"/>	<input type="text"/>
Code			Code			Code		
(Select only one code for each employer)			(Select only one code for each employer)			(Select only one code for each employer)		
18 Hospital (General/Maternal/Paediatric, Psychiatric) 19 Mental Health Centre 09 Community Health/Health Centre 01 Nursing Stations (Outpost or Clinics) 06 Nursing Home/Long Term Care Facility 03 Rehabilitation/Convalescent Centre 10 Physician's Office/Family Practice Unit 13 Business/Industry/Occupational Health 15 Private Nursing Agency/Private Duty 08 Home Care Agency 11 Educational Institution 12 Association/Government 14 Self-Employed 17 Other (specify) _____			12 Staff Nurse/Community Health Nurse 01 Chief Nursing Officer/Director 04 Assistant/Associate Director 16 Supervisor/Coordinator 11 Head Nurse/Unit Manager 08 Clinical Nurse Specialist 14 Office/Occupational Health Nurse 17 Instructor/Professor/Educator 13 Researcher 06 Consultant 15 Other (specify) _____			A. Direct Care 01 Medical / Surgical 04 Paediatric 05 Geriatric/Long Term Care 06 Community Health 13 Home Care 24 Oncology 12 Emergency Care 08 Several Clinical Areas 03 Psychiatric/Mental Health 02 Maternal/Newborn 09 Critical Care 10 Ambulatory Care 07 Occupational Health 11 Operating Room/RR 25 Rehabilitation 14 Other (specify) _____ B. Administration 15 Service 16 Education 17 Other (specify) _____ C. Education 18 Teaching - Students 19 Teaching - Employees 20 Teaching - Clients 21 Other (specify) _____ D. Research 22 Nursing Research Only 23 Other (specify) _____		

13. Approved RN Employment History

Please complete the following - Do not include vacation or sick time taken

Membership Year	Approved RN Hours Practised Each Year	Places of Approved RN Employment
-----------------	---------------------------------------	----------------------------------

13. Approved RN Employment History*Please complete the following - Do not include vacation or sick time taken*

Membership Year	Approved RN Hours Practised Each Year	Places of Approved RN Employment
1 Dec., 1997 - 30 Nov., 1998	<input type="text"/> hrs.	
1 Dec., 1996 - 30 Nov., 1997	<input type="text"/> hrs.	HOURS OF PRACTICE ARE BEING AUDITED ON A ROUTINE BASIS. IT IS THE RESPONSIBILITY OF THE INDIVIDUAL NURSE TO KEEP A RECORD OF THE TOTAL NUMBER OF HOURS WORKED IN A FIVE YEAR PERIOD. VERIFICATION MAY BE REQUESTED BY THE REGISTRAR.
1 Dec., 1995 - 30 Nov., 1996	<input type="text"/> hrs.	
1 Dec., 1994 - 30 Nov., 1995	<input type="text"/> hrs.	
1 Dec., 1993 - 30 Nov., 1994	<input type="text"/> hrs.	

14. Periodically the SRNA is asked to provide members' home mailing addresses and/or phone numbers to interested third parties. Examples of recognizable requests include research studies involving nursing, continuing education, other nursing organizations.

I ☐ agree / ☐ disagree that my home mailing address and/or telephone number may be released to a third party approved by the SRNA.

(If left blank you will be denying the third party release of information.)

***NOTE: QUESTIONS NUMBERS 15 AND 16 MUST BE COMPLETED IN ORDER TO PROCESS YOUR MEMBERSHIP RENEWAL.**

15 a. Are you currently under investigation or is your registration currently encumbered in any way by a registration/licencing authority for any occupation/profession in any province, state or country?

(please check) Yes ☐ No ☐

b. Since you last applied for re-registration, have you been convicted of an indictable offence under the Criminal Code (Canada), the Food and Drug Act (Canada), the Narcotic Control Act (Canada), or any other similar legislation in any province, state or country?

(please check) Yes ☐ No ☐

16. Certification - I certify that the information provided on this form is true and correct.

Signature _____

Date _____



See Reverse for Membership
and Fee Payment Options

DATE
RECEIVED

OFFICE
USE ONLY

17a. Practising Membership

This membership is limited to those persons who are eligible for registration and licensure as a registered nurse. Practising members are entitled to all the privileges of membership including, but not limited to, the right to use the title "registered nurse" and "nurse" and/or to practise nursing as a registered nurse in Saskatchewan.

Fee Payment Method

(Please check and complete payment option)

❖ **Single Payment (\$255.00 + \$17.85 GST = \$272.85)**

1. ☐ Payroll Deduction
(Forward this completed form to your employer)
2. ☐ Cheque or Money Order
(Payable to Saskatchewan Registered Nurses' Association)
3. ☐ Visa 4. ☐ Master Card

Credit Card Number _____ Exp. Date _____

❖ **Two Installment Payments (\$255.00 + \$17.85 GST + \$20.00 Surcharge = \$292.85)**

(Note: Only cheques will be accepted)

☐ Enclose 2 completed cheques **NOW**

	Amount	Date
First cheque	\$156.43	Present date
Second cheque	\$136.42	April 30, 1999

PRACTISING MEMBERSHIP FEES

	FEE	G.S.T.	TOTAL	FEE REDUCTION* DUAL REGISTRATION
Practising Membership (Dec. 01 - Nov. 30)	\$255.00	\$17.85	\$272.85	\$243.96*
Pro-Rated Fee June 1 - Nov. 30	\$153.00	\$10.71	\$163.71	\$134.82*
Pro-Rated Fee Sept. 1 - Nov. 30	\$102.00	\$ 7.14	\$109.14	\$ 80.25*

* See Registration Renewal Booklet

OR

17b. Non-Practising Membership

This membership is limited to those persons who have at one time been a practising member of the association. Non-practising members are entitled to vote and to hold office at chapter level; to receive the news bulletin of the association. Non-practising members are not entitled to use the registered nurse title or to practise nursing in Saskatchewan.

Non-practising membership fee:
(Please check and complete payment option)

❖ **Payment Method: (\$35.00 + \$2.45 GST = \$37.45)**

1. ☐ Cheque or Money Order
(Payable to Saskatchewan Registered Nurses' Association)
2. ☐ Visa 3. ☐ Master Card

Credit Card Number _____ Exp. Date _____

Membership Information**1. Submission of Membership Renewal Form and Fee:**

The membership fee must accompany the completed membership renewal form. Please allow four weeks for processing and delivery of your licence to practise.

If you and your employer have participated in a payroll deduction plan over the past year, then immediately forward the completed form to your employer, as arranged.

If you require a licence to practise nursing by the commencement of the new registration period, you will need to submit your completed membership renewal form and fee to the SRNA office no later than November 01. Current licensure is mandatory to practise nursing in Saskatchewan.

2. Registration Renewal Guidelines:

Refer to the accompanying guidelines when completing membership renewal form for detailed information:

Membership and Fee payment options

- Two installments
- credit card
- dual registration
- post dated cheque
- pro-rated fees


- Payroll deduction plan
- Requirements for maintaining registration
- NSF cheques
- GST rebate
- Refunds
- **Instructions for completing form.**

If you require further assistance after reviewing the provided information, please contact the SRNA office directly.

3. Membership Effective Date:

3.1 Effective December 01, if you meet eligibility requirements, your registration and liability protection are effective upon receipt in the SRNA office of the correctly completed membership renewal form and registration fee.

3.2 Payments by post dated cheque will not be considered as received until the date indicated on the cheque.





Alberta Association of Registered Nurses

11620-168 Street, Edmonton, Alberta T5M 4A6
Telephone (403) 451-0043 Toll Free in Canada 1-800-252-9392
Website www.nurses.ab.ca Internet Address: aarn@nurses.ab.ca

1999 REGISTRATION RENEWAL FORM

SAMPLE

Not valid for Registration

Registration Number

1 Correct Update the following, if necessary:

Name

Address

City

Province

Postal Code

Home Phone

Home Fax

Home E-Mail Address

Work E-Mail Address

I am an RN CGN living outside of Alberta and select the District and Ward _____ to vote in for AARN elections

The information you provided on your 1998 renewal form has been preprinted below.

1998 Membership Status

Nursing Employers:

Primary

Second

Third

Membership Year	Registration Status in Alberta	Registration Status Elsewhere	Employed Nursing Practice Hours	Continuing Nursing Education Hours	Total Hours
Oct 1, 1993 - Sept 30, 1994		////////			
Oct 1, 1994 - Sept 30, 1995		////////			
Oct 1, 1995 - Sept 30, 1996		////////			
Oct 1, 1996 - Sept 30, 1997		////////			
Provide your 1998 Registered Nursing Hours:				Hours Sub-Total	
Oct 1, 1997 - Sept 30, 1998					
<input type="checkbox"/> If your nursing practice hours for 1998 were outside of Alberta; or, <input type="checkbox"/> If your nursing practice hours do not total 1125 hours or more, refer to #4 in the enclosed guide.				Hours Total	

Primary Employment Status

Average Hours per Week

Primary Place of Work

Primary Area of Responsibility

Primary Position

Education

Check: ☐ If there are no changes, go to #11 on the reverse, sign the form and return it with your payment.

Check: ☐ If changes are required, make your changes below, using the enclosed *Instruction Guide*.

2 Change my Status to:

☐ Registered Nurse ☐ Certified Graduate Nurse ☐ Associate (Non-Practicing) ☐ Not Renewing

3 Change my Registered Nurse Employment as of October 1, 1998 to:

Employer(s)	Regional Health Authority, if applicable	Place of Work	Address	Start Date
Primary			Phone Fax	
Second			Phone Fax	
Third			Phone Fax	

4 Correct my Nursing Practice Hours as follows:

Membership Year	Registration Status in Alberta	Registration Status Elsewhere	Employed Nursing Practice Hours	Continuing Nursing Education Hours	Total Hours
Oct 1, 1993 - Sept 30, 1994	////////	////////			
Oct 1, 1994 - Sept 30, 1995	////////	////////			
Oct 1, 1995 - Sept 30, 1996	////////	////////			
Oct 1, 1996 - Sept 30, 1997	////////	////////			

5 Change my Employment Status as of October 1, 1998 to:

- ☐ Employed as an RN on a regular basis, full-time
- ☐ Employed as an RN on a regular basis, part-time
- ☐ Employed as an RN on a casual basis
- ☐ Self-employed
- ☐ Employed as other than an RN and seeking employment as an RN
- ☐ Employed as other than an RN and not seeking employment as an RN
- ☐ Not employed but seeking employment as an RN
- ☐ Not employed and not seeking employment as an RN
- ☐ I was, or am presently on, LOA/Maternity/Paternal/Disability/Extended leave, from _____ to _____

6 Change my Average Hours/Week to:☐ 1-15 Hrs/Week☐ 16-29 Hrs/Week☐ 30-40 Hrs/Week☐ 41+ Hrs/Week**7 Change my Place of Work to:**

☐ Hospital
☐ Rehabilitation Hospital
☐ Mental Health Centre
☐ Nursing Home Long Term Care
☐ Home Care Agency

☐ Community Health Agency
☐ Community Nursing Clinic (Nursing Station)
☐ Physician/Dentist Family Practice Unit
☐ Business/Industry
☐ Educational Institution

☐ Private Nursing Agency
☐ Association/Government/Regional Office
☐ Other - Provide Details

8 Change my Primary Area of Responsibility to:

☐ General Medical
☐ General Surgical
☐ Pediatrics
☐ Maternal/Newborn
☐ Psychiatric/Mental Health
☐ Oncology
☐ Rehabilitation
☐ Nursing Administration
☐ Nursing Education Administration
☐ Nursing Service Administration
☐ Other Administration - Provide Details

☐ Operating Recovery Room
☐ Emergency Care/Prehospital
☐ Critical Intensive Care
☐ Several Clinical Areas
☐ Occupational Health
☐ Home Care
☐ Geriatric/Long Term Care
☐ Nursing Education
☐ Teaching Students
☐ Teaching Employees
☐ Teaching Patients/Clients
☐ Other Teaching - Provide Details

☐ Community Health
☐ Ambulatory Care
☐ Other Patient Care - Provide Details

☐ Nursing Research
☐ Clinical Nursing Research
☐ Other Research
☐ Other Nursing (not included above)
Provide Details

9 Change my Position to:

☐ Staff Community Health Nurse
☐ Head Nurse/Unit Manager
☐ Clinical Nurse Specialist
☐ Instructor/Professor
☐ Supervisor/Coordinator
☐ Assistant/Associate Director

☐ Chief Nursing Officer/Director
☐ Office/Occupational Health Nurse
☐ Researcher
☐ Principal Investigator
☐ Co-Principal Investigator
☐ Project Director
☐ Thesis/Dissertation

☐ Consultant
☐ Other - Provide Details

10 Update my Education as follows:

Additional Nursing Education	Other Than Nursing	Current Enrollment in Nursing	Current Enrollment in Other Education
<input type="checkbox"/> Baccalaureate <input type="checkbox"/> Masters <input type="checkbox"/> Doctorate <input type="checkbox"/> Certificate Course over 300 hrs in past 12 months Provide Course Name: _____ <input type="checkbox"/> Nursing Refresher Program Provide Completion Date: _____ day _____ month _____ year	<input type="checkbox"/> Baccalaureate <input type="checkbox"/> Masters <input type="checkbox"/> Doctorate Year of Graduation: _____	<input type="checkbox"/> Baccalaureate <input type="checkbox"/> Masters <input type="checkbox"/> Doctorate <input type="checkbox"/> full-time <input type="checkbox"/> part-time	<input type="checkbox"/> Baccalaureate <input type="checkbox"/> Masters <input type="checkbox"/> Doctorate <input type="checkbox"/> full-time <input type="checkbox"/> part-time

11 My first day of work in the 1999 membership year (October 1, 1998 to September 30, 1999) will be:☐ October 1, 1998

or

☐ _____

provide date approximate date

I understand that I must be registered to practice nursing in Alberta. I certify the information I provided on this form is true and accurate, and that I meet the requirements for registration.

Member - Signature: _____

Date: _____

Renewal of registration by October 1, 1998 ensures that you can legally practice nursing in Alberta.

Your form and fee must be at the AARN Provincial Office by September 18, 1998

to guarantee processing before October 1, 1998.

FAXED FORMS ARE NOT ACCEPTED

Check Status:

☐ \$246.10 Registered Nurse☐ \$37.45 Associate (Non-Practicing)☐ \$192.60 Certified Graduate Nurse

Check Payment:

☐ Cheque☐ Money Order☐ VISA*☐ Mastercard*

Cash or Direct Debit payments can be made in person at the AARN Provincial Office

***Credit Card Authorization for 1999 Renewal Fee:**

Name on card: _____

Card Number: _____

Phone Number () _____

Expiry Date: _____

Signature: _____

Month _____ Year _____

All fees include 7% GST.
\$20.00 will be charged for cheques returned due to insufficient funds/NSF.

The enclosed Instruction Guide will assist you in completing this form.

The July/August issue of the AARN Newsletter provides detailed registration information.

GST Reg #R100692643
Registration fees are non-refundable.

Do not write below this line - for office use only:

Decisions/Recommendations: _____

Staff: _____

Date: _____

Date Received Stamped

Receipting

SAMPLE**Not valid for Registration**

1998 REGISTRATION RENEWAL FORM

FOR OFFICE USE ONLY

AMOUNT PAID \$ _____

CHECKOUT MONEY ORDER CASH CREDIT CARD BANK PAYMENT DEFECT

AUTHORIZATION NO. _____

REGISTRATION NO. _____

SAMPLE
 Not valid for Registration

REGISTRATION NO. _____
 CHAPTER _____ EL. DIST. _____

PLEASE CORRECT NAME AND MAILING ADDRESS, IF NECESSARY

SURNAME _____ GIVEN NAME IN ORDER _____

APT./BOX NO. _____ STREET NO. AND NAME _____

CITY, TOWN, VILLAGE _____

PROVINCE _____ POSTAL CODE _____

PHONE NUMBER _____

HOME _____ WORK _____

NOTE PLEASE COMPLETE ALL ITEMS BELOW TO ENSURE REGISTRATION CAN BE PROCESSED. PLEASE TURN OVER TO APPLY
 SEE ENCLOSED PROCEDURE FOR FURTHER INFORMATION.

Have you completed a POST basic non-degree nursing course/program of at least 300 hrs? 1 ☐ Yes 2 ☐ No
 Have you completed a CNA certification program? Specify name & date: 1 ☐ Yes 2 ☐ No
 Nursing Degree achieved since completing basic program (check highest): 2 ☐ Bachelor's degree 3 ☐ Master's degree 4 ☐ Doctorate 5 ☐ None
 Education in this field (check highest): 1 ☐ Bachelor's degree 2 ☐ Master's degree 3 ☐ Doctorate 4 ☐ None

Present Employment Status (check one):
 7 ☐ Employed as an RN on a regular basis, full time.
 8 ☐ Employed as an RN on a regular basis, part time.
 9 ☐ Employed as an RN on a casual basis.
 10 ☐ Employed other than as an RN and seeking employment as an RN.
 11 ☐ Employed other than as an RN and not seeking employment as an RN.
 12 ☐ Not employed but seeking employment as an RN.
 13 ☐ Not employed and not seeking employment as an RN.

Other Memberships:
 Do you hold current practicing/active membership in another Canadian province/territory? Yes ☐ No ☐ If yes, where _____ 19
 (Please attach copy of current membership from that province/territory.)
 Check if you are currently or ever have been a:
 a LPN ☐ 20; a RPN ☐ 21; a Midwife ☐ 24

If not currently employed as an RN, state year last employed in nursing: 19 ____
 Have you completed in the previous 5 years, a:
 Nursing refresher course? Yes ☐ Year _____ Place _____ 31
 Nursing degree program? Yes ☐ Year _____ Place _____ 31

1998

Name of Agency (Place of Work)	Employment Status	Actual No. of RN hours worked 1998	Date commenced R.N. work with employer		
			Year	Month	Day
1. _____	Full Part Casual	_____ hours	_____	_____	_____
2. _____	Full Part Casual	_____ hours	_____	_____	_____
3. _____	Full Part Casual	_____ hours	_____	_____	_____

Nursing Hours: _____
 Corrected Hours: 1987 _____ 1988 _____ 1989 _____ 1994 _____

24 Place of Work 25 Position 26 Primary Area of Responsibility

Fill in for up to three employers using the codes below (Select only one code for each employer)

Primary employer	Second employer	Third employer	Primary employer	Second employer	Third employer	Primary employer	Second employer	Third employer			
Code	Code	Code	Code	Code	Code	Code	Code	Code			
(Select only one code for each employer) 31 Hospital (gen. med. surg. div.) 32 Rehabilitation/Convalescent Centre 33 Extended Care 34 Long Term Care/Nursing Home 35 Mental Health Centre 36 Home Care Agency 37 Community Health Agency/Health Centre 38 Business/Industry/Occasional Health 39 Physicians Office/Family Practice Unit 40 Educational Institution 41 Self-employed/Private Practice 42 Private Nursing Agency/Physic Duty 43 Association/Government 44 Nursing Schools/College/Nurses Clinic 45 Other (specify) _____			(Select only one code for each employer) 01 Chief Nursing Officer/Manager 02 Assistant/Associate Director 03 Supervisor/Coordinator 04 Clinical Nurse Specialist 05 Head Nurse/Unit Manager 06 Staff Nurse/Team Care/Community Nurse 07 Other (specify) _____ 08 Infection/Preventive 09 Consultant/Counselor 10 Researcher 11 Other (specify) _____			(Select only one code for each employer) 12 Medical/Surgical 13 Critical Care, e.g. ICU, CCU 14 Oncology 15 Obstetrics/Gynaecology 16 Post-Anaesthesia Recovery Room 17 Ambulatory Care 18 Emergency Care 19 Maternal/Neonatal 20 Psychogeriatrics/Psychiatry 21 Pediatrics 22 Rehabilitation 23 Geriatrics/Long Term Care 24 Occupational Health 25 Intensive Care/ICU 26 Community Health 27 Home Care 28 Other (specify) _____			(Select only one code for each employer) 29 Nursing Education Administration 30 Other Administration (specify) _____ 31 Teaching - Students 32 Teaching - Employees 33 Teaching - Patients/Clients 34 Other Education (specify) _____ 35 SPE-DEVELOPMENT/Consultant/Instructor 36 Nursing Research only 37 Other Research (specify) _____		

APPLICATION FOR PRACTICING MEMBERSHIP

Personal Practice Review

Together with practice hours, a personal practice review is part of the Continuing Competence Program and a requirement to renew practicing membership. In 1999, the Personal Practice Review requirements are voluntary. Please refer to the brochure or the *Self-Assessment & Planned Learning Workbook* to answer the questions below.

Answer questions below if reporting practice hours:
In the past year, have you:

1. Completed a self-assessment of your practice using the Standards for Nursing Practice in B.C. Yes ☐ No ☐
2. Prioritized your strengths to build on and your gaps to close?
- Describe one strength or one strength to build on that you identified from your self-assessment. Yes ☐ No ☐
3. Obtained feedback about your practice from a peer? Yes ☐ No ☐
- Indicate the relationship between you and your peer (check one box only):
 - registered nurse in your own unit/agency ☐ 1
 - registered nurse outside of your agency ☐ 2
 - peer other than a registered nurse, please specify profession below ☐ 3
4. Developed and implemented a learning plan based on your self-assessment and peer feedback? Yes ☐ No ☐
- Describe one learning opportunity that you took to address your identified strength to build on.

Answer questions below if reporting no practice hours:
In the past year, have you:

1. Completed a self-assessment of your practice using the Standards Yes ☐ No ☐
2. Prioritized your strengths to build on and your gaps to close?
- Describe one strength or one strength to build on that you identified from your self-assessment. Yes ☐ No ☐
3. Developed and implemented a learning plan based on your self-assessment?
- Describe one learning opportunity that you took to address your identified strength to build on. Yes ☐ No ☐

Now please answer questions 5 through 7.

SAMPLE

Not valid for Registration

5. Did you use the *Self-Assessment & Planned Learning Workbook* provided by RNABC to do your self-assessment? Yes ☐ No ☐
6. In the coming year would you be interested in participating in a focus group related to continuing competence? Yes ☐ No ☐
7. In the coming year would you be interested in participating in developing the audit tool that will be used? Yes ☐ No ☐

I hereby apply for Practicing Membership as a Registered Nurse:

Fee submitted: \$ _____ (Annual fee \$274.99)
or Payroll Deduction ☐ (Prepaid in 1998)

Agency _____
or Automatic Bank Deduction ☐ (Prepaid in 1998)

Date: _____

In the past year, have you been charged or convicted of a criminal offence? Yes ☐ No ☐

I certify that the information provided on this form is true and correct.
Signature: X _____

APPLICATION FOR NON-PRACTICING MEMBERSHIP

Non-practicing membership is intended for nurses who wish to be members and to keep in touch with professional activities, but who are not working as nurses in B.C.

Please complete all items (1) through (4) below. See enclosed pamphlet, before completing.

1. Are you now engaged in the practice of nursing in B.C.? (See definition in brochure) Yes ☐ No ☐
If your answer is no, date last practiced as a nurse in B.C.7 _____
2. Do you intend in the next few weeks to practice nursing, including volunteering, in B.C.? Yes ☐ No ☐
If your answer is yes to the question above, you must be registered/licensed, please complete reverse side and above part of this form for PRACTICING membership.
3. Are you now on maternity, disability, educational or other leave of absence from work? Yes ☐ No ☐
4. I hereby apply for non-practicing membership to RNABC and in so doing agree that, if I should begin work or do volunteer activities in B.C. in which I engage in the practice of nursing, I will apply for practicing membership. I certify that the information provided on this form is true and correct. (Non-Practicing Fee \$54.57)

Date: _____

Signature: X _____

Fee submitted: \$ _____

Information collected on this form is necessary for the operation of RNABC programs. It is collected under the authority of the Nurses (Registered) Act, the Rules and the RNABC Constitution and Bylaws. For more information contact Director, Regulatory Services.

CREDIT CARD PAYMENT

Please charge my VISA ☐ MASTERCARD ☐ \$ _____

Credit Card Number: _____

Signature: _____

Expiry Date: _____

Please note: You must sign both the credit card payment and membership sections if using credit card option.

Yukon Registered Nurses Association

Suite 14, 1114 First Avenue, Whitehorse, YT, Y1A 1A3
Phone: 867-667-4062 Fax: 867-668-5123
e-mail: yrna@yukon.net

1999



Application for Registration or Renewal of Licence

April 1, 1999 - March 31, 2000

Please read the information on the reverse before completing this form.

1. IDENTIFICATION		PLEASE PRINT CLEARLY	
Surname	Given Names	Gender:	<input type="checkbox"/> Female <input type="checkbox"/> Male
Full Mailing Address		Language:	<input type="checkbox"/> English <input type="checkbox"/> French
City/Town	Prov/Terr	Date of Birth:	cc mm year
Home Phone	Work Phone	Maiden Name:	(if applicable)
		Other jurisdictions where current registrations held:	

OFFICE USE:	1999 FEE SCHEDULE (including GST)
YRNA REGISTRATION NO. _____	<input type="radio"/> ACTIVE PRACTISING\$321.00 <input type="radio"/> (After Sept. 30)\$214.00 <input type="radio"/> NON-PRACTISING\$80.25 <input type="radio"/> ASSOCIATE\$107.00 (Initial Applicants Only) <input type="radio"/> TEMPORARY PRACTISING\$321.00 <input type="radio"/> TEMPORARY STUDENT\$53.50

2. EDUCATION		
INITIAL NURSING EDUCATION	<input type="checkbox"/> 1. Diploma in nursing <input type="checkbox"/> 2. Bachelor's degree in nursing <input type="checkbox"/> 3. Master's degree in nursing School: _____ Province: _____ Graduation Year: _____ at County: _____	
OTHER EDUCATION IN NURSING: DEGREE (Check highest level completed)	OTHER NURSING EDUCATION: NON-DEGREE (Check all that apply)	EDUCATION: NON-NURSING (Check highest level completed)
<input type="checkbox"/> 2. Post RN Bachelor's degree in nursing <input type="checkbox"/> 3. Master's degree in nursing <input type="checkbox"/> 4. Doctorate in nursing <input type="checkbox"/> 5. None Year Completed: _____	<input type="checkbox"/> Post-basic nursing diploma course (300 hrs) <input type="checkbox"/> Current CNA Certification <input type="checkbox"/> Refresher program within last 5 years <input type="checkbox"/> None	<input type="checkbox"/> 2. Bachelor's degree <input type="checkbox"/> 3. Master's degree <input type="checkbox"/> 4. Doctorate <input type="checkbox"/> 5. None

CONTINUING EDUCATION:
Are you currently enrolled in an educational program? ☐ Yes, nursing program ☐ Yes, non-nursing program ☐ No

3. RECORD OF EMPLOYMENT			
Have you practiced FULL TIME (>1500 hrs) as a registered nurse or permit holder between April 1, 1998 and March 31, 1999? (Do not include vacation, LOA or sick time taken.) <input type="checkbox"/> Yes <input type="checkbox"/> No			
Indicate the total number of hours worked in active nursing for the past 5 membership years. Do not include vacation or sick time taken. Note: For full time employment in a 12 month period, enter 1500 hours.			
Membership Year	RN Hours	Place of Approved RN Employment	If hours on file are incorrect, indicate correct hours here
April 1, 1998 - March 31, 1999	_____	_____	_____
April 1, 1997 - March 31, 1998	_____	_____	_____
April 1, 1996 - March 31, 1997	_____	_____	_____
April 1, 1995 - March 31, 1996	_____	_____	_____
April 1, 1994 - March 31, 1995	_____	_____	_____

4. PRESENT EMPLOYMENT STATUS	
STATUS WITH PRIMARY EMPLOYER: (Check only one)	PRESENT PRIMARY EMPLOYER IN NURSING
Employed in nursing <input type="checkbox"/> 10 on a regular basis (permanent F/T or P/T) <input type="checkbox"/> 11 on a casual basis (occasional, on call) or employed in other than nursing and <input type="checkbox"/> 20 seeking employment in nursing <input type="checkbox"/> 21 NOT seeking employment in nursing or not employed and <input type="checkbox"/> 30 seeking employment in nursing <input type="checkbox"/> 31 NOT seeking employment in nursing or LEAVE OF ABSENCE <input type="checkbox"/> Start: _____ End: _____	Employer: Agency, institution Mailing Address City _____ Prov/Terr _____ Postal Code _____ Country _____ Start Date: _____ ARE YOU EMPLOYED AS A REGISTERED NURSE BY MORE THAN ONE AGENCY? <input type="checkbox"/> No <input type="checkbox"/> Yes > If yes, how many? _____

5. PRESENT EMPLOYMENT STATISTICS		
PLACE OF WORK	PRIMARY AREA OF RESPONSIBILITY	POSITION
Select one code for primary employer only. Code _____ 01 General hospital/maternal/paediatric 02 Mental health centre 03 Nursing station (outpost / nurse clinic) 04 Rehabilitation / convalescent centre 05 Nursing home 06 Home care 07 Community health agency 08 Business-industry occupational health 09 Private nursing agency / private duty 10 Self-employed 11 Physician's office / family practice unit 12 Educational institution 13 Association / government 14 Other (specify) _____ 99 Not stated	Select one code for primary employer only. Code _____ DIRECT CARE 01 Medical / Surgical 02 Psychiatric / mental health 03 Paediatric 04 Maternal / newborn 05 Geriatric / long term 06 Critical care (burn) 07 Community health 08 Ambulatory care 09 Home care 10 Occupational health 11 Operating room 12 Emergency room 13 Several clinical areas 14 Oncology 15 Rehabilitation 19 Other patient care ADMINISTRATION 21 Nursing / health service 22 Nursing / health education 29 Other administration EDUCATION 31 Teaching students 32 Teaching employees 33 Teaching patients/clients 39 Other education RESEARCH 41 Nursing research only 49 Other research	Select one code for primary employer only. Code _____ 01 Chief nursing officer / director 02 Assistant / associate director 03 Supervisor / coordinator 04 Clinical nurse specialist 05 Head nurse / unit manager 06 Staff nurse / community health nurse 07 Office / occupational health nurse 08 Instructor / professor 09 Researcher 10 Consultant 11 Other 99 Not stated

I CERTIFY THAT THE INFORMATION CONTAINED IN THIS FORM IS TRUE AND CORRECT AND THAT I AM WILLING AND ABLE TO COMPLY WITH THE CODE OF ETHICS FOR REGISTERED NURSES OF THE CANADIAN NURSES ASSOCIATION.

Signature: _____ Date: _____

Not valid for Registration

SAMPLE

REGISTERED NURSES PROFESSION ACT, Statutes of Yukon (1992)

15. No person shall engage in the practice of nursing in the Yukon unless
- they are a registered nurse and their name is entered in the roster of active practicing members and they hold a current annual certificate
 - they hold a temporary permit

QUALIFICATION FOR REGISTRATION

To qualify for registration, nurses must meet one of the following conditions. Within the previous five (5) year period, you must have:

- worked at least 1,125 hours; or
- graduated from a basic nursing program; or
- completed a post-basic nursing degree; or
- completed an approved nurse refresher program.

FOR NEW APPLICANTS

- All new applicants for registration with YRNA must first hold valid registration in another Canadian jurisdiction. This *Application for Registration* must be completely and accurately filled out and returned to the YRNA office together with photocopies of your birth certificate and marriage certificate or other proof of legal name. A copy of your current practising card from another Canadian jurisdiction must also be enclosed.
- A *Verification of Nurse Registration* form must be completed in part by the applicant and forwarded to the appropriate provincial/territorial licensing association for completion. YRNA must receive the completed form by mail directly from the provincial/territorial licensing association.
- A *Reference Request/Consent Form* must be completed in part by the applicant and forwarded to your most recent nursing employer. The employer must complete the form and forward it by mail directly to YRNA.
- If you have completed a re-entry/refresher program within the previous five years, please have verification forwarded by the nursing program directly to YRNA.
- A processing fee of \$32.10 (GST included) must accompany this application as well as the appropriate registration fee as set out on the reverse. The registration fee will not be cashed until you meet all the requirements of registration. Payment may be in the form of cheque or money order made payable to YRNA.

REMEMBER, YOU MUST BE REGISTERED WITH YRNA BEFORE YOU START WORK AND REGISTRATION TAKES TIME SO PLEASE ALLOW A MINIMUM OF TWO WEEKS TO PROCESS YOUR PAPERWORK ONCE IT HAS BEEN RECEIVED.

FOR RENEWAL OF REGISTRATION

- The YRNA membership year is April 1 to March 31. In order to process registration renewals in time to issue new membership cards by March 31st, this completed *Application for Renewal of Licence* should be received by YRNA no later than March 1st. The registration fee must accompany the completed form and may be in the form of cheque or money order payable to YRNA. Cheques may be post dated to March 31st. Please print your registration number on your cheque or money order. You should receive your Licence to Practice/Membership card by March 31st provided that your form and fee are received at the YRNA office by March 1, 1999. If either the form or your cheque are incorrect, the processing time will increase.
- If for any reason this *Application for Renewal of Licence* is not received before April 1st, a late registration fee of \$53.50 (GST included) should be included when forwarding this renewal form and the registration fee. Should this fee not be enclosed, YRNA will have to contact you and wait for the fee which will cause further delay in the registration process. Nurses must remember that they cannot, for any reason, practise nursing without valid, current registration.
- YRNA is attempting to streamline the registration renewal process by preprinting some of the required information. Please review all preprinted information for accuracy and make clear, visible corrections if the information is incorrect. Your cooperation is requested in completing this form as the information is required for legal purposes, for statistical purposes and for the analysis of the nurse work force in Yukon and Canada. PLEASE PROVIDE ALL INFORMATION REQUESTED.

RESIGNING YOUR MEMBERSHIP?

If you are no longer practising as a nurse in the Yukon and wish to resign your membership, please advise YRNA of your resignation. Return your registration renewal form with "RESIGNED" written clearly across the front or notify the office in writing of your intention. This will negate the need to send follow-up letters to you advising of your lapsed membership status.

If you are not currently practising in the Yukon but think you may at some time during the 1999/2000 membership year, you may wish to renew your registration as a *Non-Practising* member now and upgrade your membership to *Active Practising* at a later date. Your *Non-Practising* fee will be applied to your *Active Practising* membership when you upgrade and you will not be charged the late registration fee of \$53.50 which is applied to renewals after March 31st.

TYPES OF MEMBERSHIP

Practising Member: An applicant who is practising or would like to engage in the practice of nursing in the Yukon must obtain *Active Practising* membership. An *Active Practising* member is entitled to full membership rights with YRNA and will receive the quarterly YRNA newsletter. *Practising* membership includes membership in the Canadian Nurses Association (CNA), the International Council of Nurses (ICN) and professional liability protection services as available from the Canadian Nurses Protection Society.

Non-Practising Member: An applicant who is not engaged in the active practice of nursing in the Yukon may obtain *Non-Practising* membership. This category of membership may be selected by nurses seeking work in the Yukon and may be upgraded to *Active Practising* at any time by paying the difference between the two types of membership. Members in this category receive the quarterly YRNA newsletter.

Associate Member: Applicants who reside outside the Yukon or those who wish to maintain contact with YRNA may apply for *Associate* membership. An *Associate* member is entitled to membership with the Canadian Nurses Association (CNA) and the International Council of Nurses (ICN). *Associate* members also receive the quarterly YRNA newsletter.

Temporary Practising or Temporary Student Member. See temporary permit information sheet and application form if requesting this type of membership.

IF YOU HAVE ANY QUESTIONS, PLEASE CONTACT THE YRNA OFFICE.

SAMPLE
Not valid for Registration



Northwest Territories Registered Nurses Association
Box 2757
Yellowknife NT X1A 2R1
Phone (867) 673-2745 Fax (867) 673-2336
E-mail: nwtrna@internorth.com

APPLICATION FOR REGISTRATION 1999
JANUARY 1, 1999 TO DECEMBER 31, 1999

- ☐ Active Practicing \$321.00 (\$300.00 + \$21.00 GST)
☐ Associate Non-Practicing \$53.50 (\$50.00 + \$3.50 GST)
☐ Not Renewing - No fee

FOR ACTIVE MEMBERS ONLY

- ☐ Late Fees Jan. 1 - Jan. 31 - \$50.00
☐ Late Fees After Jan. 31 - \$100.00
☐ Reinstatement Fee \$53.50 (\$50.00 + \$3.50 GST)

GST #107786238

INSTRUCTIONS: PLEASE READ CAREFULLY

1. To ensure receipt of your annual certificate or registration prior to December 31, 1998, your 1999 registration form and fee should be received at the NWTRNA no later than December 1, 1998.
2. This application can only be processed after NWTRNA receives:
 - completed and signed application form
 - full registration fee (fee must accompany form)
3. Payment Terms:
 - personal cheques or money orders accepted (payable to NWTRNA)
 - DO NOT SEND CASH
 - no post-dated cheques.
 - Print registration number on your cheque money order.

**A FEE OF \$21.40 (\$20.00 + \$1.40 GST) IS CHARGED
ON CHEQUES RETURNED FOR ANY REASON.**

<input type="checkbox"/> Initial Registration	Total Fees Submitted	NWTRNA Registration #
<input type="checkbox"/> Renewal		
<input type="checkbox"/> Reinstatement		

Surname _____ First _____ Middle _____			Date of Birth _____	SEX <input type="checkbox"/> Male <input type="checkbox"/> Female	Maiden Name _____
Mailing Address _____					
City/Town _____ Province/Territory _____ Postal Code _____					
Phone _____					

1. Does ☐ Are you affected by a physical or mental condition that may impair your ability to practice nursing?

2. Does ☐ Have you been the subject of a disciplinary proceeding by another nursing association?

3. Does ☐ Have you been found guilty of a criminal offence since you last held your nursing licence to practice nursing?

If you answer "yes" to any of the above questions, please attach a written explanation.

ENTRY/INITIAL NURSING EDUCATION (Check one only)		OTHER EDUCATION	
1 <input type="checkbox"/> Diploma in nursing	Province or Country of Graduation _____	IN NURSING - DEGREE (Check highest level attained)	IN NURSING - NON DEGREE (Check all that apply)
2 <input type="checkbox"/> Bachelor's Degree in nursing		1 <input type="checkbox"/> Bachelor's Degree	<input type="checkbox"/> Post-Basic Nursing Non Degree
3 <input type="checkbox"/> Master's Degree in nursing		2 <input type="checkbox"/> Master's Degree	Course Program: (300 hrs) _____
Year Graduated: 19____		3 <input type="checkbox"/> Doctorate Degree	Please specify _____
School Name _____		4 <input type="checkbox"/> None of the above	<input type="checkbox"/> CNA Certification
		IN OTHER THAN NURSING (Check highest level attained)	Date Completed _____
		1 <input type="checkbox"/> Bachelor's Degree	<input type="checkbox"/> Refresher Program in last 5 yrs
		2 <input type="checkbox"/> Master's Degree	Date Completed _____
		3 <input type="checkbox"/> Doctorate Degree	<input type="checkbox"/> None
		4 <input type="checkbox"/> None of the above	

PRESENT EMPLOYMENT STATUS (Check one only)

EMPLOYED IN NURSING ☐ On a regular basis ☐ On a casual basis

MULTIPLE EMPLOYMENT
Employed by more than one agency ☐ Yes ☐ No

FULL-TIME PART-TIME STATUS (for primary employer only)
☐ Employed in nursing full-time ☐ Employed in nursing part-time

EMPLOYED IN OTHER THAN NURSING
1 ☐ Seeking employment in nursing
2 ☐ Not seeking employment in nursing

NOT EMPLOYED
1 ☐ Seeking employment in nursing
2 ☐ Not seeking employment in nursing

Name of Institution Agency _____

Mailing Address _____

City/Town _____ Province/Territory _____ Country _____

Phone _____ Fax _____

RECORD OF EMPLOYMENT

Fulltime hrs = 1725 hrs
Part time hrs calculated as follows
____ hrs x ____ days x ____ mos = ____ hrs (Projected to Dec. 31st)

Number of hours worked Jan. 1, 1998 - Dec. 31, 1998 _____ Hours*

Place of Work (check only one for primary employer) 1 <input type="checkbox"/> Hospital (general, maternal, paediatric, psychiatric) 2 <input type="checkbox"/> Mental Health Centre 3 <input type="checkbox"/> Home Care Agency 4 <input type="checkbox"/> Community Health Agency 5 <input type="checkbox"/> Nursing Station (outposts or clinics) 6 <input type="checkbox"/> Nursing Home/Long Term Care 7 <input type="checkbox"/> Rehabilitation/Convalescent Centre 8 <input type="checkbox"/> Educational Institution 9 <input type="checkbox"/> Physician's Office/Family Practice Unit 10 <input type="checkbox"/> Association/Government 11 <input type="checkbox"/> Business/Industry 12 <input type="checkbox"/> Occupational Health 13 <input type="checkbox"/> Private Nursing Agency/Private Duty 14 <input type="checkbox"/> Self-employed 15 <input type="checkbox"/> Other - Specify _____	Position (check only one for primary employer) 1 <input type="checkbox"/> Chief Nursing Officer/Director 2 <input type="checkbox"/> Assistant Associate Director 3 <input type="checkbox"/> Supervisor/Coordinator 4 <input type="checkbox"/> Clinical Nurse Specialist 5 <input type="checkbox"/> Head Nurse/Unit Manager 6 <input type="checkbox"/> Staff Nurse/Community Health Nurse 7 <input type="checkbox"/> Office/Occupational Health Nurse 8 <input type="checkbox"/> Instructor/Professor 9 <input type="checkbox"/> Researcher 10 <input type="checkbox"/> Consultant 11 <input type="checkbox"/> Other - Specify _____	Primary Area of Responsibility (check only one of boxes 1-24) DIRECT PATIENT CARE 1 <input type="checkbox"/> Medical/Surgical 2 <input type="checkbox"/> Psychiatric/Mental Health 3 <input type="checkbox"/> Paediatric 4 <input type="checkbox"/> Maternal/Newborn 5 <input type="checkbox"/> Geriatric/Long Term Care 6 <input type="checkbox"/> Critical Care 7 <input type="checkbox"/> Community Health 8 <input type="checkbox"/> Ambulatory Care 9 <input type="checkbox"/> Home Care 10 <input type="checkbox"/> Occupational Health 11 <input type="checkbox"/> Operating Room/RR 12 <input type="checkbox"/> Emergency Care 13 <input type="checkbox"/> Several Clinical Areas 14 <input type="checkbox"/> Flight Nurse 15 <input type="checkbox"/> Oncology 16 <input type="checkbox"/> Rehabilitation 17 <input type="checkbox"/> Other - Specify _____	ADMINISTRATION 16 <input type="checkbox"/> Service 17 <input type="checkbox"/> Education 18 <input type="checkbox"/> Other - Specify _____ EDUCATION 19 <input type="checkbox"/> Teaching - Students 20 <input type="checkbox"/> Teaching - Employees 21 <input type="checkbox"/> Teaching - Clients 22 <input type="checkbox"/> Other - Specify _____ RESEARCH 23 <input type="checkbox"/> Nursing research only 24 <input type="checkbox"/> Other - Specify _____
--	---	--	---

Kindly complete and return with your fee to facilitate registration.

I hereby certify that the information given is true and correct.

Signature _____


Date _____





Appendix C

Provincial/Territorial Registered Nursing Regulatory Authorities Contact Information



**Provincial/Territorial Registered Nursing Regulatory Authorities
Contact Information**

Association of Registered Nurses of Newfoundland and Labrador

55 Military Road, Box 6116
St. John's, NF A1C 5X8
Tel: 709-753-6040
Fax: 709-753-4940
E-mail: arnn@nf.newcomm.net
Website: none

Association of Registered Nurses of Prince Edward Island

17 Pownal Street
Charlottetown, PEI C1A 3V7
Tel: 902-368-3764
Fax: 902-628-1430
E-mail: none
Website: none

Registered Nurses' Association of Nova Scotia

Suite 600, Barrington Tower
Scotia Square, 1894 Barrington St.
Halifax NS B3J 2A8
Tel: 902-491-9744
Fax: 902-491-9510
E-mail: info@rnans.ns.ca
Website: www.rnans.ns.ca

Nurses Association of New Brunswick/Association des infirmières et infirmiers du Nouveau-Brunswick

165 Regent Street
Fredericton, NB E3B 3W5
Tel: 506-458-8731
Fax: 506-459-2838
E-mail: nanb@nanb.nb.ca
Website: www.nanb.nb.ca

Ordre des infirmières et infirmiers du Québec

4200, boul. Dorchester Ouest
Montréal, QC H3Z 1V4
Tel: 514-935-2501/1-800-363-6048
Fax/télécopieur: 514-935-1799
E-mail /Courriel: inf@oiiq.org
Website: www.oiiq.org

**Provincial/Territorial Registered Nursing Regulatory Authorities
Contact Information**

College of Nurses of Ontario

101 Davenport Road
Toronto, ON M5R 3P1
Tel: 1-800-387-5526/416-928-0900
Fax: 416-928-5607
E-mail: cno@cnomail.org
Website: www.cno.org

Manitoba Association of Registered Nurses

647 Broadway Avenue
Winnipeg, MB R3C 0X2
Tel: 204-774-3477
Fax: 204-775-6052
E-mail: marn@marn.mb.ca
Website: www.marn.mb.ca

Saskatchewan Registered Nurses' Association

2066 Retallack Street
Regina, SK S4T 7X5
Tel: 306-359-4200
Fax: 306-525-0849
E-mail: srna@srna.org
Website: www.srna.org

Alberta Association of Registered Nurses

11620 - 168 Street
Edmonton, AB T5M 4A6
Tel: 780-451-0043
Fax: 780-452-3276
E-mail: aarn@nurses.ab.ca
Website: www.nurses.ab.ca

Registered Nurses Association of British Columbia

2855 Arbutus Street
Vancouver, BC V6J 3Y8
Tel: 604-736-7331
Fax: 604-738-2272
E-mail: info@rnabc.bc.ca
Website: www.rnabc.bc.ca

**Provincial/Territorial Registered Nursing Regulatory Authorities
Contact Information**

Yukon Registered Nurses Association

Suite 14, 1114 - 1 Avenue

Whitehorse, YT Y1A 1A3

Tel: 867-667-4062

Fax: 867-668-5123

E-mail: yrna@yukon.net

Website: none

Northwest Territories Registered Nurses Association

Box 2757

Yellowknife, NWT X1A 2R1

Tel: 867-873-2745

Fax: 867-873-2336

E-mail: nwtrna@internorth.com

Website: www.nwtrna.com

Laos

[illegible]



