



Government of Canada
Department of Communications

Gouvernement du Canada
Ministère des Communications

COMMUNITY SURVEY
FOR THE EVALUATION
OF THE
SPECIAL PROGRAM OF CULTURAL INITIATIVES

Background Study

Etude de base

P
91
C655
P76375
1984

PROGRAM EVALUATION DIVISION · DE L'ÉVALUATION DES PROGRAMMES

Queen
P
91
C655
P76375
1984

COMMUNITY SURVEY
FOR THE EVALUATION
OF THE
SPECIAL PROGRAM OF CULTURAL INITIATIVES

Industry Canada
Library Queen
JUL 22 1998
Industrie Canada
Bibliothèque Queen

JANUARY, 1984

DOC
PROGRAM EVALUATION SERIES

~~COMMUNICATIONS CANADA
MAR 13 1987
LIBRARY - BIBLIOTHÈQUE~~

This is one of eight Background Studies that form part of the evaluation of the Special Program of Cultural Initiatives (SPCI).

The study was conducted by Canadian Facts for the Program Evaluation Division of the Department of Communications, Canada. The views expressed herein are those of the author and do not necessarily represent the views or policies of the Department of Communications.

P
91
CGSS
P76375
1984

DD 708 3916
DL 708 3984



TABLE OF CONTENTS

	<u>Page</u>
EXECUTIVE SUMMARY	S-1
TECHNICAL REPORT	
1. Background and Purpose	1
2. Evaluation of SPCI	2
3. Methodology of the Evaluation	4
4. Background Study No. 4 'Community Survey'.....	5
a) Research Objectives	5
b) The Sample	6
c) Selection of Telephone Numbers	7
d) Sample Disposition	7
e) Data Collection	10
f) Response Rates	10
g) Data Limitations	11
h) Quality Controls	11
i) Results	11
RECORDS OF CALL	
QUESTIONNAIRES	
TAPE DOCUMENTATION	

EXECUTIVE SUMMARY

Background Study No. 4 to the Evaluation of the Special Program of Cultural Initiatives (SPCI) provides information on the impacts and effects of the program on members of the general public in 31 selected communities across Canada. The study consisted of 1,601 telephone interviews, approximately 50 per community, with a randomly selected sample of individuals 18 years of age and over. The majority of the interviews were conducted from Canadian Facts CLT (Central Location Telephone) interviewing facilities during the first three weeks of December, 1983. The remainder were conducted during the first week of January, 1984.

The survey provides information on public:

- Perception of the adequacy of community cultural facilities and programs;
- Utilization of cultural organizations and institutions;
- Membership in cultural organization(s) and cultural time use;
- Knowledge of cultural events and policies;

SOMMAIRE-RECOMMANDATION

La quatrième étude préliminaire de l'évaluation du Programme spécial d'initiatives culturelles (PSIC) fait état des répercussions et incidences du Programme sur la population de 31 collectivités choisies au Canada. L'étude a donné lieu à 1 601 entrevues téléphoniques, soit une cinquantaine par collectivité, auprès d'un échantillonnage de personnes âgées de 18 ans et plus. La plupart des entrevues téléphoniques ont été faites au cours des trois premières semaines de décembre 1983, à partir du téléphone central de la Canadian Facts. Les autres ont eu lieu pendant la première semaine de janvier 1984.

Le sondage auprès du public portait sur les points suivants :

- point de vue des citoyens sur le caractère des installations et programmes culturels de leur communauté;
- utilisation des organismes et établissements culturels;
- adhésion à un (ou à des) organismes(s) culturel(s) et emploi du temps de loisir;
- connaissance des manifestations et politiques culturelles.

TECHNICAL REPORT

Background and Purpose

The Special Program of Cultural Initiatives (SPCI) was developed in collaboration with the federal cultural agencies, provincial governments and cultural organizations to provide financial support for a network of performing arts and cultural organizations in Canada. Financing was provided from the Federal Government's share of the provincially administered lotteries. The overall goal of SPCI has been to increase Canadians' access to performing arts and heritage activities. During the period FY 1980/81 through FY 1982/83, \$26 million was provided in grant to:

- Reduce deficits of performing arts organizations on a cost sharing basis with provincial governments and the private sector;
- Strengthen the managerial capacity of performing arts organizations;
- Facilitate capital improvements in performing arts and heritage institutions;
- Assist in the realization of cultural activities of national character or significance;

Evaluation of SPCI

Cabinet requested an evaluation of SPCI to be completed by February 1984. The report of the evaluation will be used to assist in the Federal Government's current development of a multi-faceted cultural policy. The issues addressed in the evaluation are as follows:

1. Program Rationale:

- Are the objectives and mandate of SPCI still relevant?

2. Impacts and Effects:

- Does SPCI complement, duplicate, overlap with or work at cross purposes to other programs?
- What were the impacts and effects (intended and unintended) of SPCI?
- Did SPCI contribute to the development of a national network of suitable facilities?
- Did SPCI provide equality of access to facilities and benefits?
- Did SPCI increase the cultural awareness of Canadians?

3. Alternatives:

- Can the goals of SPCI be achieved by alternative means which may be more cost effective?

4. Objectives Achievement:

- Has SPCI contributed to the viability of individual performing arts organizations?
- Has SPCI, along with other Federal programs and other factors, contributed to the maintenance and extension of a viable network of Canadian performing arts and museum facilities?
- Has SPCI increased and broadened public access to performing arts and heritage activities in communities across Canada?
- Has SPCI contributed to a sense of Canadian identity and cultural awareness, specifically awareness of Canadian talent, and of a sense of the Federal role in the development of Canadian cultural identity?

5. Program Delivery

- How adequate have been the criteria and procedures employed in the administration of SPCI?
- How consistently have the program criteria been applied?
- How expeditiously were applications processed?
- What was the level of program awareness among target populations?



Methodology of the Evaluation

The evaluation involved eight Background Studies including:

Background Study #1 A review of program delivery for SPCI and assembly of program administrative data;

Background Study #2 Assembly of existing data for the evaluation study (other than program data) at the community level and at the organizational/ institutional level;

Background Study #3 A telephone survey of a representative sample of Canadian performing arts organizations and heritage organizations;

Background Study #4 A series of representative Canadian communities;

Background Study #5 A series of case studies of Canadian performing arts organizations and heritage institutions together with a survey and case studies of umbrella performing arts and heritage associations;

Background Study #6 A series of case studies of projects of national character or significance;

Background Study #7 Integration of the data bases developed in
Background Studies #1 through #6;

Background Study #8 Analysis of the integrated data base conducted
in Background Study #7.

Background Study No. 4 'Community Survey'

Research Objectives

Background Study No. 4, a telephone survey of members of the general public in 31 communities, was designed to address Issues 2 and 4 as detailed above. The communities selected for inclusion in the survey were those studied in the previous CIPC study "Community Infrastructure and Participation in Culture: A Study of the Effects of the Supply of Cultural Facilities and Resources on Cultural Participation in Thirty-One Canadian Communities", Secretary of State, 1980.

The information required from the survey included:

- Perception of the adequacy of community cultural facilities and programs;
- Utilization of cultural organizations and institutions (attendance, subscription, etc.);

- Membership in cultural organization(s) and cultural time use;
- Knowledge of cultural events and policies;
- Submission to the Federal Cultural Policy Review Committee (Applebaum-Hébert);

A draft questionnaire was provided by DOC and subsequently revised following a pretest of 10 interviews conducted by Canadian Facts.

The Sample

The research specifications called for 1,550 telephone interviews, 50 in each of the 31 communities.

CIPC CLASSIFICATION OF 31 SELECTED COMMUNITIES

Group 1	St. John's Chicoutimi-Jonquière Edmunston Québec-Lévis Rimouski Saint John	Halifax Fredericton Moncton Summerside Corner Brook Truro
Group 2	Ottawa-Hull Calgary Edmonton	Vancouver London Barrie
Group 3	Brandon Moose Jaw Regina	Saskatoon Winnipeg Victoria
Group 4	Hamilton	St. Catharines/Niagara
Group 5	Cornwall Drummondville	Trois Rivières
Group 6	Montreal	Toronto

Selection of Telephone Numbers

Four replicates of 50 telephone numbers were selected for each community. For communities with populations of 30,000 and over, listings were prepared using a random digit telephone book plus one method, i.e., that is, listings were selected systematically from telephone directories and the numbers selected were modified by raising the last digit. For communities with populations of under 30,000, telephone listings were selected from telephone directories. Records of Call were prepared for all telephone numbers in Canadian Facts Head Office Sampling Department.

Sample Disposition

Allocation of the subsamples was controlled to ensure that each subsample was exhausted, that is, that no further completions could be obtained before the next was allocated. Up to five calls were made to each telephone number in order to:

- Screen out non-qualifying households (those in which any individual was employed in the media, marketing/opinion research or publishing;
- List all individuals 18 years of age in the household;
- Select a respondent from those listed according to specified procedure;
- Obtain a completed interview;

The table following shows the final disposition of the sample.

Total Telephone Numbers Allocated	<u>Sample Disposition</u>	
	#	%
No ring/not in service	756	17
No answer	422	9
Busy	21	*
Business number	149	3
No further attempt	51	1
Initial refusal	1,007	22
Non-qualifier (occupation)	8	*
Refusal to list/selection	118	3
Respondent not available	73	2
Language Problem	65	1
Respondent refusal	257	6
Termination	45	1
Completion	1,601	35

* Less than 1%

After making up to 5 calls to each telephone number, interviewers contacted 3,174 households or 69% of all assigned listings. As noted above, non-qualifying households were screened out, and a listing of all household members 18 years of age and over had to be obtained from each qualifying household in order to select a designated respondent. Following these procedures, listings were obtained and potential respondents selected in 2,041 households.

Potential respondents were contacted in 1,968 households, that is, 96% of all households in which an identified respondent was selected. Completed interviews were obtained with 81% of all designated respondents.

As shown in the table following, the results of the sample allocation were fairly uniform across the five regions. The only exception was Quebec in which initial refusals were lower and completions somewhat higher than in the rest of the country.

Sample Disposition - by Region

	<u>Total</u>	<u>Atlantic</u>	<u>Quebec</u>	<u>Ontario</u>	<u>Prairies</u>	<u>B.C.</u>
	4,573	1,352	663	1,137	1,094	327
	%	%	%	%	%	%
No ring/Not in service	17	19	20	13	14	19
No answer	9	6	8	10	12	11
Busy	*	1	*	*	*	*
Initial refusal	22	22	12	27	22	23
Non-qualifier	*	*	-	*	*	-
Refusal to list/select	3	2	3	3	3	3
Other disposition (business, no further attempts, etc.)	4	4	3	4	6	6
Respondent not available	2	2	1	2	2	1
Language problem	1	1	*	3	1	2
Respondent refusal	6	6	6	5	6	2
Termination	1	2	*	1	1	1
Completion	35	35	47	32	33	32

* Less than 1%

Data Collection

All interviews were conducted under supervision from Canadian Facts CLT (Central Location Telephone) interviewing facilities in thirteen centres across Canada. Interviewing took place during 5:30 P.M. to 9 P.M. weekdays and 10 a.m. to 4 P.M. Saturdays between December 7, 1983 and December 20, 1983 and January 3, 1984 and January 8, 1984.

Supervisors in the CLTs maintained daily tabulations of sample allocations. Weekly progress reports were sent to the Project Authority.

Copies of the questionnaire are appended.

Response Rates

In general, the survey was apparently well received by the public. Despite the fact that most of the interviewing had to be conducted during the pre-Christmas period, the rate of initial refusal was only marginally higher than for other similar surveys conducted at other times of the year. As noted above, listings were obtained from 64% of all household contacts and 81% of all respondent contacts yielded completed interviews.

Data Limitations

Due to the size and nature of the sample, no attempt should be made to project the results for any single community. Caution also should be exercised in analysis at the regional level.

Quality Controls

The controls used in allocating the sample have been noted above. The results of the interviews were forwarded to Canadian Facts Head Office. All editing, coding, data entry and record cleaning was conducted by Canadian Facts using our standard procedures.

Results

The results of the survey have been presented to DOC in the form of:

- Technical Report including tape configuration, coding manual, and actual marginals;
- Tape of the SPSS data file and source codes;

March, 1984

Canadian Facts

INTERVIEWER INSTRUCTIONS

BACKGROUND/PURPOSE:

This study is about Canadians use of their leisure time and their opinions and attitudes towards Federal Government support of the arts.

RECORD OF CALL:

We are conducting this study on behalf of The Department of Communications. If asked you may refer respondents who enquire to:

Cameron McQueen
Dept. of Communications, Ottawa
(613) 593-5800

Omit question on occupational screening.

RESPONDENT SELECTION:

You are to interview the person in the household whose birthday comes next.

THE QUESTIONNAIRE:

QUESTION 1-a):

Note directive. If NONE in any of Q. 1-a) go to Q. 3. Otherwise continue.

QUESTION 2:

Check Q. 1-a) for activities in which respondent has participated one or more times. Record one answer only for each of these activities.

QUESTION 3:

Note Q. 3-a) is past 12 months, Q. 3-b) is last week.

QUESTION 4-a):

A subscription is a set of tickets, may be called a "season ticket".

QUESTION 5:

Make sure respondent provides a rating.

QUESTION 10:

Record percentage of leisure time spent away from home.

QUESTION 11-a):

This means people who do not have cultural/recreational facilities.

QUESTION 11-b):

Record each mention.

QUESTION 12-a):

This is similar to Q. 11-a) but is about activities.

QUESTIONS 13, 14, 15
AND 16:

Obtain ratings for each.

QUESTION 17:

Record each mentioned.

QUESTION 18:

Obtain ratings for each.

QUESTION 19:

Obtain best estimate. Try not to accept Don't Know.

QUESTION 20-a):

Read list.

QUESTION 20-b):

If profession/area correctly identified record yes.

QUESTION 20-c):

Record CORRECT if respondent identifies national affiliation.

If you have any questions please call Eleanor Osborn.

6-1

COMMUNITY SURVEY

RECORD OF CALL

TELEPHONE NO.: _____ CLT11/12
 CITY/TOWN: _____ 7- HALIFAX 01 WINNIPEG 08
 8- MONTREAL 02 REGINA 09
 SAMPLE ... 9-1 QUEBEC 03 SASKATOON 10
 2 OTTAWA 04 EDMONTON 11
 3 TORONTO 05 CALGARY 12
 4 HAMILTON 06 VANCOUVER 13
 10- LONDON 07

CALL NUMBER: 1 2 3
 DATE: _____
 TIME: _____

NO RING/NOT IN SERVICE 13-1 15-1 17-1
 NO ANSWER 2 2 2
 BUSY []
 []
 [] 3 3 3
 INITIAL REFUSAL 4 4 4
 HOUSEHOLD NOT QUALIFIED--A 5 5 5
 REFUSAL IN B 6 6 6
 REFUSAL IN C 7 7 7
 RESPONDENT NOT AVAILABLE 8 8 8
 APPOINTMENT: _____
 LANGUAGE PROBLEM 9 9 9
 RESPONDENT REFUSAL 0 0 0
 SPECIFY: _____
 TERMINATION14-116-118-1
 COMPLETION 2 2 2

Hello, my name is _____ of Canadian Facts. We are conducting a survey on behalf of the Federal Department of Communications. May we have a few moments of your time?

A. First of all, do you or anyone in your household work for ... ?

	NO	YES
A Newspaper Or Magazine19-1	2	IF ANY YES
A Radio Or Television Station20-1	2	TERMINATE
A Marketing Or Opinion Research Firm ..21-1	2	AND RECORD
A Publishing Company22-1	2	ABOVE

B. I need to select one member of your household at random. In order to do this would you please tell me how many people including yourself there are in your household who are 18 years of age and over?

ONE ONLY23-1
 TWO 2
 THREE 3
 FOUR OR MORE 4

C. And which one of these people will be the next to celebrate a birthday?

(FIRST NAME:) _____

COMMUNITY SURVEY

24-1

25/26

- 1-a) We want to begin by asking you a few questions about your leisure time activities. Over the past 12 months, approximately how many times have you visited or attended any of the following: (READ LIST AND RECORD BELOW)
- b) Would you like to do more of: (REPEAT LIST AND RECORD BELOW)
- c) (IF ANY "YES" IN Q. 1-b) There are a variety of obstacles which may have prevented you from doing more of these (this) activities (activity), for example, lack of time, expense, home constraints, ill health, etc. *We are only interested in knowing if you were prevented from attending more (FIRST ACTIVITY MENTIONED IN Q. 1-b) because of inadequate facilities, inadequate programs or difficult access. (REPEAT FROM * FOR EACH ACTIVITY MENTIONED IN Q. 1-b)

24/26

	<u>1-a)</u> <u>NUMBER</u> <u>OF</u> <u>TIMES</u>	<u>1-b)</u> <u>LIKE</u> <u>TO DO</u> <u>MORE</u>	<u>1-c)</u> <u>INADEQUATE</u> <u>FACILITIES/</u> <u>PROGRAMS/</u> <u>ACCESS</u>
A Museum (General, Science And Technology	27/28	29-1	30-1
Art Gallery Or Art Museum	31/32	33-1	34-1
A Folk, Rock, Jazz, Pop Music Or Country And Western Performance Or Recital	35/36	37-1	38-1
A Classical Music Performance Or Recital (Orchestra, Concert, Opera) ...	39/40	41-1	42-1
A Dance Performance (Ballet, Modern Dance)	43/44	45-1	46-1
A Live Theatre Performance (Drama, Comedy Or Musical Comedy)	47/48	49-1	50-1
An Art Or Craft Fair Or Festival	51/52	53-1	54-1
A Library Or Public Archive	55/56	57-1	58-1

IF NONE VISITED IN PAST 12 MONTHS, GO TO Q. 3

59

- 2. (FOR EACH ACTIVITY ATTENDED ONE OR MORE TIMES IN Q. 1-a) The last time you attended (ACTIVITY), where did you attend this activity? Was it in your home neighbourhood or community, your town or city but not your home neighbourhood, or out of town?

	<u>NEIGHBOUR-</u> <u>HOOD</u>	<u>HOME</u> <u>TOWN</u>	<u>OUT OF</u> <u>TOWN</u>
A Museum	60-1	2	3
Art Gallery Or Art Museum	61-1	2	3
A Folk, Rock, Jazz, Pop Music Or Country And Western Performance Or Recital	62-1	2	3
A Classical Music Performance Or Recital	63-1	2	3
A Dance Performance	64-1	2	3
A Live Theatre Performance	65-1	2	3
An Art Or Craft Fair Or Festival	66-1	2	3
A Library Or Public Archive	67-1	2	3

68/74

- 3-a) Now, I would like to turn to a series of leisure and cultural activities. Would you please tell me which of the following activities you have participated in during the past 12 months?
- b) (FOR EACH MENTIONED IN Q. 3-a) How many hours did you spend last week on that activity?

	<u>3-a)</u> ACTIVITY PAST 12 MOS.	<u>3-b)</u> NUMBER OF HOURS
Playing A Musical Instrument	7-1	8/9 _____
Singing/Voice Practice	10-1	11/12 _____
Painting/Sculpting Or Drawing	13-1	14/15 _____
Film, Photography Or Other Visual Arts Activities	16-1	17/18 _____
Organized Dancing	19-1	20/21 _____
Acting	22-1	23/24 _____
Watching TV	25-1	26/27 _____

- 4-a) Do you, or does anyone else in your household currently have a subscription to the performance of any theatre, dance, musical or other performing arts organization?

YES 28-1

NO 2 GO TO Q. 5

- b) Would you please tell me what type of subscription series? (IF NECESSARY, PROBE)

MUSIC/CONCERTS 29-1

DANCE 2

THEATRE 3

OTHER (SPECIFY)

- 5. In considering your total cultural activities, how would you rate your level of cultural activity compared to the average Canadian? Please rate your cultural activity on a scale from 1 for Much Less Active than average to 7 for Much More Active, with 4 being about average.

30- 1 2 3 4 5 6 7

- 6. In the past month, have you watched a Canadian dance or a performing arts special on television?

YES 31-1

NO 2

QUESTIONS 7, 8, 9 DO NOT APPEAR ON THIS QUESTIONNAIRE.

- 10. Some cultural leisure time is spent at home, for example, listening to music. Other cultural time is spent away from home, for example, attending a concert or going to a movie. About what percentage of your total cultural time do you spend away from home?

And now, I would like to get your opinions and views on a series of issues.

11-a) In your opinion, are there any groups of people for which cultural or recreational facilities are lacking?

YES 34-1

NO 2 GO TO Q. 12

-b) Which groups lack cultural or recreational facilities? (RECORD BELOW)

-c) (FOR EACH MENTIONED IN Q. 11-b) Do you think this problem is specific to your city (town)?

11-b) GROUPS LACKING FACILITIES	11-c) SPECIFIC TO CITY	
	YES	NO
35/36	37-1 ..	2
38/39	40-1 ..	2
41/42	43-1 ..	2

12-a) Regardless of the availability of facilities, in your opinion, are there any groups of people for which cultural or recreational activities or programs are lacking?

YES 44-1

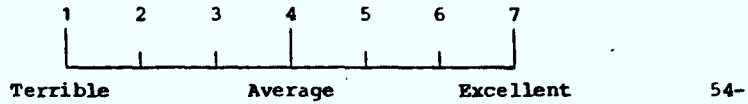
NO 2 GO TO Q. 13

-b) Which groups lack cultural or recreational activities? (RECORD BELOW)

-c) (FOR EACH MENTIONED IN Q. 12-b) Do you think this problem is specific to your city (town)?

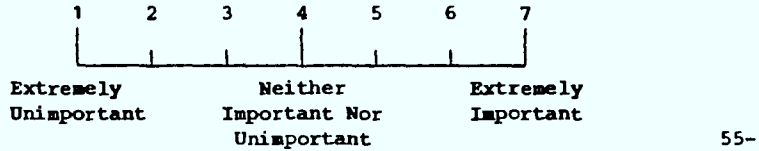
12-b) GROUPS LACKING ACTIVITIES	12-c) SPECIFIC TO CITY	
	YES	NO
45/46	47-1 ..	2
48/49	50-1 ..	2
51/52	53-1 ..	2

- 13. How would you rate the overall quality of the cultural facilities in your community? Please rate on a scale from 1 to 7, with 1 being Terrible, 7 being Excellent and 4 being Average.

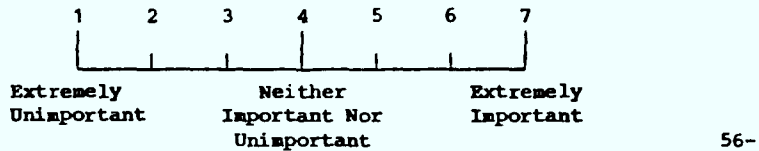


- 14. Regardless of whether you personally are interested in each of these facilities, how important do you think it is to the quality of life in the community to have ...

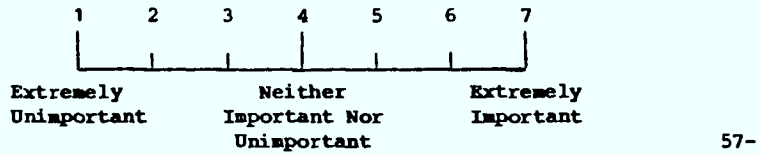
- a) museums and art galleries? (Please rate on a scale of 1 to 7, with 1 being Extremely Unimportant and 7 being Extremely Important.)



- b) How about theatres for live performances?

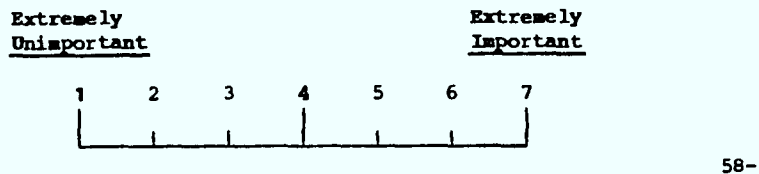


- 15. In general, how important do you feel it is for the federal government to give financial support to cultural activities? Please rate on a scale from 1 to 7, with 1 being Extremely Unimportant, 7 being Extremely Important and 4 meaning you feel neutral.

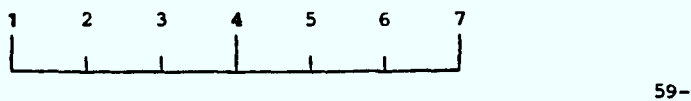


- 16. How important do you feel it is for the federal government to financially support the following areas? Please rate on a scale from 1 to 7, with 1 being Extremely Unimportant and 7 being Extremely Important.

- a) Performing Arts (theatre, ballet)



- b) Visual Arts (painting, sculpting)

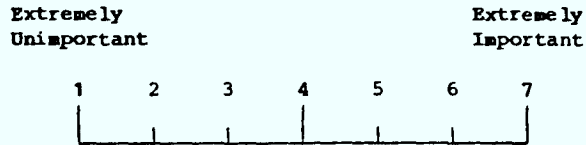


- c) Broadcasting



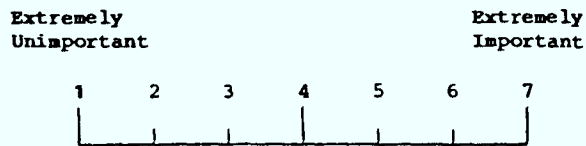
16. (Continued)

-d) Record Industry




61-

-e) Movie Industry



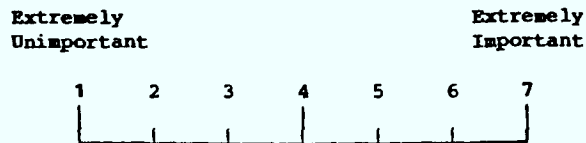
62-

-f) Book Publishing



63-

-g) Magazine Publishing



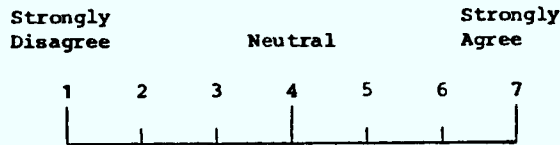
64-

17. The main means for federal government involvement in arts and culture is through its cultural agencies. By that I mean, agencies of the federal government supported primarily by federal tax dollars. These agencies provide support for all types of artistic activity. The federal government maintains 10 of these cultural agencies, one of which is the CBC. Can you name any others?

- NATIONAL FILM BOARD 65-1
 - SOCIAL SCIENCE & HUMANITIES RESEARCH COUNCIL 66-1
 - CANADA COUNCIL 67-1
 - NATIONAL MUSEUMS 68-1
 - NATIONAL LIBRARY OF CANADA 69-1
 - CANADA RADIO-TELEVISION OR TELECOMMUNICATIONS COMMISSION (CRTC) 70-1
 - CANADIAN FILM DEVELOPMENT CORPORATION 71-1
 - NATIONAL ARTS CENTRE 72-1
 - PUBLIC ARCHIVES 73-1
- 74


18. Now I would like to read you a list of statements. For each statement, please rate your level of agreement on a 7-point scale from 1 for Strongly Disagree to 7 for Strongly Agree, with 4 meaning neutral.

-a) There are plenty of musical performances available if people want to take the trouble to find them.



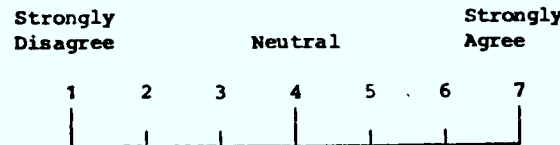
7-

-b) I wish there were more artistic facilities at which one could see art, hear music or attend performances.



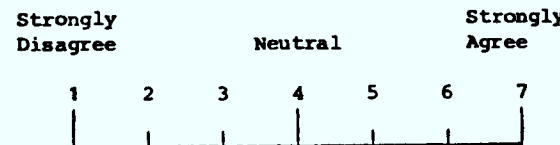
8-

-c) Instead of supporting traditional cultural activities like ballet and opera, I would like to see the federal government supporting popular culture.



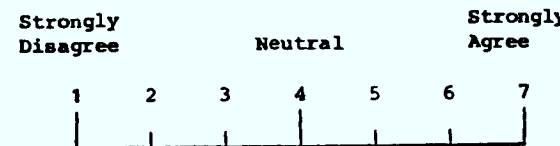
9-

-d) I haven't really noticed that the federal government has had anything to do with arts and culture in my city (town).



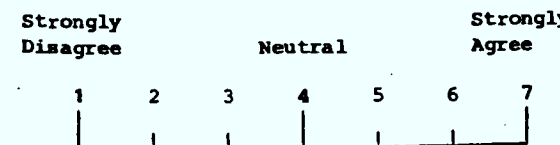
10-

-e) The federal government should focus on supporting traditional art forms such as dance, symphony music and live theatre.



11-

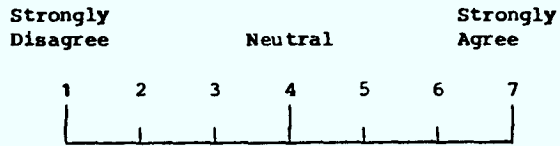
-f) I think Canadian culture, in terms of the "Canadian" performances I have seen, is largely disappointing.



12-

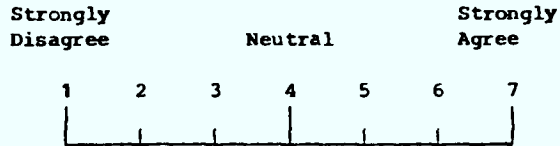
18. (Continued)

-g) The federal government is doing a pretty good job of supporting culture in my community.



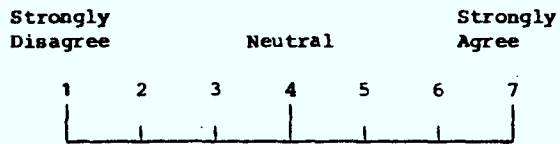
13-

-h) In order to experience a well rounded set of cultural events and experiences I must go outside my city (town).



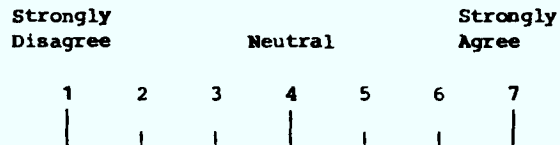
14-

-i) Canadian culture is something we can all take pride in.



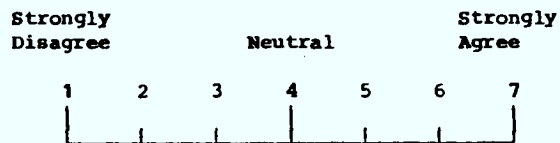
15-

-j) All groups and members of Canadian society have equal access to cultural opportunities.



16-

-k) I would like to see more Canadian performing arts (e.g., music, dance and theatre) on television.



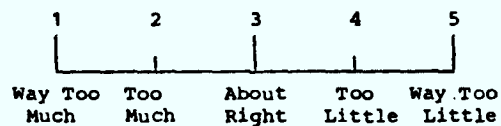
17-

19-a) Can you tell me approximately how much total money you think the federal government has spent in your city in the past 3 years to support arts and culture?

(WRITE IN AMOUNT:)

18/23

-b) Do you think this amount is:



24-

20. And now I am going to read you a list of people and events in arts and culture. First I will ask you if you recognize the name, then I want to know if you can tell me what the person does, or what the event was about. Finally, I want to know if the person or event is Canadian or non-Canadian.

- a) To begin with, do you recognize ... (READ LIST BELOW) ?
- b) (FOR EACH "YES" IN Q. 20-a) What does this person do? (RECORD YES IF CORRECT)
- c) Is this person Canadian? (CIRCLE CODE FOR CORRECT OR INCORRECT RESPONSE)

	20-a)		20-b)		20-c)	
			WHAT DOES HE/SHE/IT DO?		IS SHE/HE CANADIAN?	
	YES	NO	YES	NO	COR-RECT	INCOR-RECT
A. Gordon Pinsent...25-1 . 2			(ACTOR).....26-1 . 2		(CDN.)...27-1 .. 2	
B. Karen Kain28-1 . 2			(BALLERINA/ DANCE).....29-1 . 2		(CDN.)...30-1 .. 2	
C. Alex Colville....31-1 . 2			(PAINTER).....32-1 . 2		(CDN.)...33 1 .. 2	
D. Laurence Olivier.34-1 . 2			(ACTOR).....35-1 . 2		(BRITISH)36-1 .. 2	
E. Stratford Festival.....37-1 . 2			(THEATRE).....38-1 . 2		(CDN.)...39-1 .. 2	
F. André Gagnon.....40-1 . 2			(MUSICIAN).....41-1 . 2		(CDN.)...42-1 .. 2	
G. Margaret Atwood..43-1 . 2			(AUTHOR).....44-1 . 2		(CDN.)...45-1 .. 2	
H. Norman Rockwell..46-1 . 2			(ARTIST).....47-1 . 2		(U.S.)...48-1 .. 2	
I. Carole Laure.....49-1 . 2			(ACTRESS).....50-1 . 2		(CDN.)...51-1 .. 2	
J. Emily Carr.....52-1 . 2			(ARTIST).....53-1 . 2		(CDN.)...54-1 .. 2	
K. Glen Gould.....55-1 . 2			(PIANIST).....56-1 . 2		(CDN.)...57-1 .. 2	
L. Ginette Reno.....58-1 . 2			(SINGER).....59-1 . 2		(CDN.)...60-1 .. 2	
M. Potlach.....61-1 . 2			(WEST COAST INDIAN RITUAL)62-1 . 2		(CDN.)...63-1 .. 2	
N. Bruce Cockburn...64-1 . 2			(MUSICIAN).....65-1 . 2		(CDN.)...66-1 .. 2	
O. Gabrielle Roy....67-1 . 2			(WRITER).....68-1 . 2		(CDN.)...69-1 .. 2	

70/74

To close off this interview, I would like to ask you a few questions about your background--this will help us to summarize and analyze the study results.

DUP 1/5 6-4

- 21. How old are you?
 - 18 To 24 Years Of Age 7-1
 - 25 To 34 2
 - 35 To 44 3
 - 45 To 54 4
 - 55 And Over 5

- 22. What is your present marital status?
 - NEVER MARRIED 8-1
 - NOW MARRIED (Or Common Law) 2
 - SEPARATED 3
 - DIVORCED 4
 - WIDOWED 5
 - OTHER (SPECIFY) 6

23. What is the highest level of formal education you have completed?

- PRIMARY SCHOOL ONLY 9-1
- SOME/ALL OF HIGH SCHOOL 2
- SOME COMMUNITY COLLEGE 3
- COMPLETED COMMUNITY COLLEGE 4
- SOME UNIVERSITY 5
- COMPLETED UNIVERSITY 6
- ANY POST GRADUATE 7

24. What is your occupation?

_____ IN _____ 10/11
 (TYPE OF JOB) (TYPE OF COMPANY)

Is that full- or part-time?

- Full-Time 12-1
- Part-Time 2
- Homemaker Only 3
- Retired 4
- student 5
- Unemployed 6

25. What is the language which you first learned in childhood and still understand?

- ENGLISH 13-1
- FRENCH 2
- UKRAINIAN 3
- GERMAN 4
- PORTUGUESE 5
- ITALIAN 6
- OTHER (SPECIFY) _____

26. And now, what will the annual income of the household before taxes be for 1983? When thinking about your personal income, please consider your income taxes and include all sources of income such as pensions, unemployment insurance, family allowance, and student's grants ... would it be \$20,000 or more, or would it be less than that?

\$20,000 OR MORE [] LESS THAN \$20,000 []

IF MORE, WOULD IT BE:

UNDER \$30,000 14-1
or OVER \$30,000 []

IF LESS, WOULD IT BE:

OVER \$12,000 4
or UNDER \$12,000 []

IF MORE, WOULD IT BE:

UNDER \$40,000 2
or OVER \$40,000 3

IF LESS, WOULD IT BE:

OVER \$7,000 5
or UNDER \$7,000 6

SEX: (DO NOT ASK)

- MALE 15-1
- FEMALE 2

Thank you very much for your co-operation.

INTERVIEWER'S NAME: _____

EMPLOYEE NO: _____

ÉTUDE COMMUNAUTAIRE

RAPPORT DES CONTACTS

NO. de TÉLÉPHONE: _____

CIT: 11/12

VILLE: _____

7-	Halifax	01	Winnipeg	08
8-	Montréal	02	Régina	09
	Québec	03	Saskatoon	10
Échantillon: 9-1	Ottawa	04	Edmonton	11
	Toronto	05	Calgary	12
	Hamilton	06	Vancouver	13
	London	07		

(10)

APPEL NUMÉRO:	1	2	3
DATE:	_____	_____	_____
HEURE:	_____	_____	_____
PAS DE SONNERIE/HORS SERVICE	13-1	15-1	17-1
PAS DE RÉPONSE	2	2	2
LIGNE OCCUPÉE	<input type="checkbox"/> 3 <input type="checkbox"/> 3 <input type="checkbox"/> 3	<input type="checkbox"/> 3 <input type="checkbox"/> 3 <input type="checkbox"/> 3	<input type="checkbox"/> 3 <input type="checkbox"/> 3 <input type="checkbox"/> 3
REFUSE DÈS LE DÉPART	4	4	4
REFUSE -- Q.B	6	6	6
REFUSE -- Q.C	7	7	7
RÉPONDANT(E) PAS DISPONIBLE	8	8	8
CONVENEZ D'UN RENDEZ-VOUS:	_____		
PROBLÈME DE LANGUE	9	9	9
RÉPONDANT(E) REFUSE	0	0	0
PRÉCISEZ RAISONS:	_____		
A CESSÉ L'INTERVIEW	14-1	16-1	18-1
INTERVIEW COMPLÉTÉE	2	2	2

INTRODUCTION

Bonjour, mon nom est _____ de Réalités Canadiennes. Nous faisons une étude pour le compte du Ministère des communications du gouvernement fédéral. Pouvez-vous m'accorder quelques minutes?

- A. Il n'y a pas de question A sur cette version. (19/22)
- B. Je doit sélectionner un des membres de votre foyer au hasard. Pour le faire, pouvez-vous me dire combien de personnes dans votre foyer ont 18 ans et plus? N'oubliez pas de vous inclure dans ce nombre si vous avez 18 ans et plus. (ENCERCLEZ CI-DESSOUS)
- UNE SEULE23-1
 DEUX 2
 TROIS 3
 QUATRE OU PLUS ... 4
- C. Et parmi ces personnes, laquelle sera la prochaine à célébrer son anniversaire de naissance?

(PRENOM)

RÉPÉTEZ INTRODUCTION AU/À LA RÉPONDANT(E) SI NÉCESSAIRE.

ÉTUDE COMMUNAUTAIRE

24-1

25/26

- 1-a) Je voudrais commencer en vous posant quelques questions sur vos loisirs et le temps que vous y consacrez. Au cours des douze derniers mois, combien fois environ avez-vous visité un des établissements suivants ou assisté à un des spectacles suivants? (LISEZ LA LISTE ET INSCRIVEZ CI-DESSOUS)
- b) Aimerez-vous visiter ou assister davantage à: (RÉPÉTEZ LA LISTE ET INSCRIRE CI-DESSOUS)
- c) (POUR CHAQUE "OUI" À Q.1-b) Toutes sortes d'obstacles peuvent vous avoir empêché de vous adonner davantage à cette ou ces activités, par exemple, un manque de temps, le coût, les responsabilités familiales, la maladie, etc. *Ce qui nous intéresse ici c'est de savoir si ce sont des installations inadéquates ou des programmes inadéquats ou encore un accès difficile qui ont été les principaux obstacles à votre participation à ces activités. (RÉPÉTEZ À PARTIR DE * POUR CHAQUE ACTIVITÉ MENTIONNÉE À Q.1-b))

24/26

	<u>1-a)</u> <u>NOMBRE</u> <u>DE</u> <u>FOIS</u>	<u>1-b)</u> <u>AIMERAIS</u> <u>EN FAIRE</u> <u>DAVANTAGE</u>	<u>1-c)</u> <u>INSTALLATIONS/</u> <u>PROGRAMMES/</u> <u>ACCÈS</u>
Un musée (musée général, musée de sciences et de technologie)	27/28	29-1	30-1
Une galerie d'art ou un musée d'art ...	31/32	33-1	34-1
Un récital ou concert de musique folklorique, de musique "rock", "Jazz", "Pop" ou "Country et Western"	35/36	37-1	38-1
Un récital ou concert de musique classique	39/40	41-1	42-1
Un spectacle de danse (ballet, danse moderne, etc.)	43/44	45-1	46-1
Une représentation théâtrale (drame, comédie, ou comédie musicale)	47/48	49-1	50-1
Une foire ou un festival d'art ou d'artisanat	51/52	53-1	54-1
Une bibliothèque ou des archives publiques	55/56	57-1	58-1

SI N'A VISITÉ/ASSISTÉ À AUCUN AU COURS DES 12 DERNIERS MOIS, PASSEZ À Q.3

59-

- 2. (POUR CHAQUE ACTIVITÉ À LAQUELLE A PARTICIPÉ UNE FOIS OU PLUS À Q.1-a) La dernière fois que vous avez visité/assisté (NOMMER ACTIVITÉ), est-ce que c'était dans votre quartier ou communauté, dans votre ville mais pas dans votre quartier, ou était-ce en dehors de la ville?

	<u>QUARTIER</u>	<u>VILLE</u>	<u>EN DEHORS</u> <u>DE LA VILLE</u>
Un musée	60-1	2	3
Une galerie ou musée d'art	61-1	2	3
Un récital ou concert de musique folklorique, "Rock", "Jazz", "Pop", ou "Country et Western"	62-1	2	3
Un récital ou concert de musique classique	63-1	2	3
Un spectacle de danse	64-1	2	3
Une représentation théâtrale	65-1	2	3
Une foire ou un festival d'art ou d'artisanat	66-1	2	3
Une bibliothèque ou des archives publiques	67-1	2	3

- 3-a) Maintenant, nous allons parler d'une série de loisirs et d'activités culturelles. Pouvez-vous m'indiquer les activités parmi les suivantes auxquelles vous avez pris part au cours des douze derniers mois? (LISEZ LA LISTE)
- b) (POUR CHACUNE MENTIONNÉE À LA Q.3-a) Combien d'heures avez-vous consacrées à cette activité la semaine dernière?

	<u>3-a)</u> <u>ACTIVITE 12</u> <u>DERNIERS MOIS</u>	<u>3-b)</u> <u>NOMBRE</u> <u>D'HEURES</u>
Jouer d'un instrument de musique	7-1	8/9 _____
Chanter/exercices de la voix	10-1	11/12 _____
Peindre, sculpter ou dessiner	13-1	14/15 _____
Faire de la photographie, des films ou autres activités des arts visuels	16-1	17/18 _____
Participer à de la danse organisée	19-1	20/21 _____
Faire du théâtre	22-1	23/24 _____
Regarder la télévision	25-1	26/27 _____

- 4-a) Avez-vous ou quelqu'un chez vous a-t-il un abonnement à une série de représentations théâtrales, musicales, de danses, ou d'une autre activité du monde de l'art d'interprétation?

OUI 28-1

NON 2 PASSEZ À Q.5

- b) Pouvez-vous me dire de quel type de série il s'agit? (SONDEZ SI NÉCESSAIRE)

MUSIQUE/CONCERTS 29-1

DANCE 2

THÉÂTRE 3

AUTRE (PRÉCISEZ)

- 5. Compte tenu de toutes vos activités culturelles, où placeriez-vous votre activité culturelle par rapport au Canadien moyen? Veuillez évaluer votre activité sur une échelle où 1 indique que vous êtes bien moins actif(ve) que la moyenne, jusqu'à 7 bien plus actif(ve), et où 4 signifie dans la moyenne.

30- 1 2 3 4 5 6 7

- 6. Avez-vous regardé une émission Canadienne de danse, de théâtre ou de ballet à la télévision au cours du dernier mois?

OUI 31-1

NON 2

IL N'Y A PAS DE QUESTIONS 7 À 9

- 10. On peut facilement s'adonner à des activités culturelles à la maison, par exemple, écouter de la musique. Par contre, certaines activités exigent que l'on se déplace, par exemple, aller à un concert ou au cinéma. Quel pourcentage du temps que vous consacrez à des activités culturelles est passé à l'extérieur du foyer?

Et maintenant j'aimerais avoir vos opinions et idées sur une série de questions.

11-a) D'après vous y a-t-il des groupes de personnes qui sont moins bien équipés du point de vue installations culturelles et récréatives?

OUI 34-1

NON **2 PASSEZ À Q.12**

-b) Quels groupes sont moins bien équipés? (INSCRIRE CI-DESSOUS)

-c) (POUR CHACUN MENTIONNÉ À Q.11-b) Pensez-vous que ce problème est particulier à votre ville?

11-b) _____	11-c) PARTICULIER À LA VILLE	
	OUI	NON
_____	35/36	37-1 .. 2
_____	38/39	40-1 .. 2
_____	41/42	43-1 .. 2

12-a) Sans tenir compte du fait qu'ils soient bien ou mal équipés, d'après vous y a-t-il des groupes de personnes qui manquent d'activités ou de programmes culturels et récréatifs?

OUI 44-1


NON **2 PASSEZ À Q.13**

-b) Quels sont les groupes qui manquent d'activités culturelles ou récréatives? (INSCRIRE CI-DESSOUS)

-c) (POUR CHACUN MENTIONNÉ À Q.12-b) Pensez-vous que ce problème est particulier à votre ville?

12-b) _____	12-c) PARTICULIER À LA VILLE	
	OUI	NON
_____	45/46	47-1 .. 2
_____	48/49	50-1 .. 2
_____	51/52	53-1 .. 2

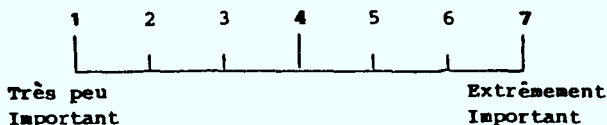
13. Dans l'ensemble, quelle est la qualité des installations culturelles dans votre communauté? Veuillez utiliser une échelle de 1 à 7, où 1 indique "très mauvaise", 7 indique "excellent" et 4 est "moyen".



54-

14. Sans tenir compte de l'inérêt que vous y prêtez personnellement, quelle est l'importance pour la qualité de la vie dans la communauté d'avoir ...

- a) des musées et des galeries d'art? Veuillez utiliser une échelle de 1 à 7, où 1 indique que c'est très peu important et 7, que c'est extrêmement important.



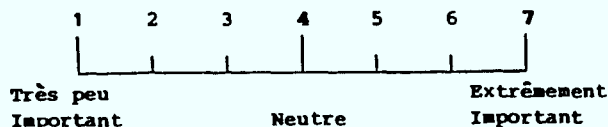
55-

- b) Et pour ce qui est d'avoir des théâtres?



56-

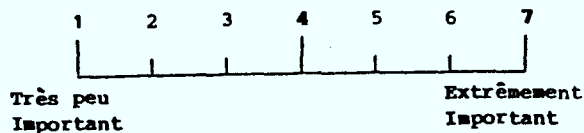
15. En général, croyez-vous important que le gouvernement fédéral subventionne les activités culturelles? Veuillez utiliser une échelle de 1 à 7, où 1 indique que c'est très peu important, 7, que c'est extrêmement important, et 4, que vous êtes neutre.



57-

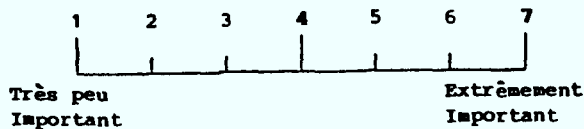
16. D'après vous, est-il important que le gouvernement fédéral subventionne les domaines artistiques suivants? Veuillez utiliser une échelle de 1 à 7, où 1 indique que c'est très peu important, et 7, que c'est extrêmement important.

- a) Les arts d'interprétation (théâtre, ballet)?



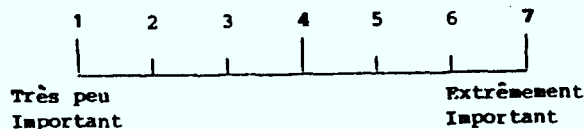
58-

- b) Les arts visuels (peinture, sculpture)?



59-

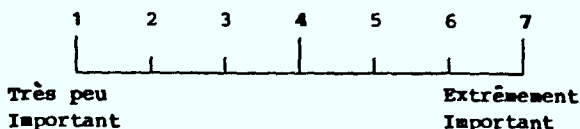
- c) La radiodiffusion et la télévision?



60-

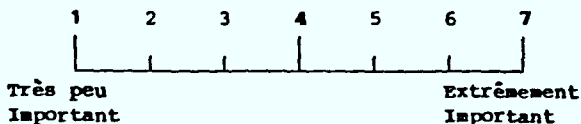
16. (Suite)

-d) L'industrie du disque?



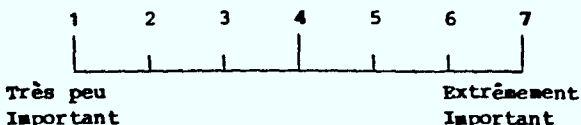
61-

-e) L'industrie cinématographique?



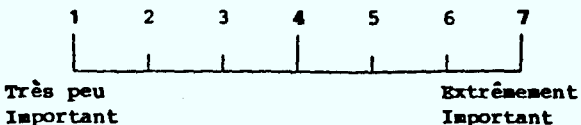
62-

-f) La publication de livres?



63-

-g) La publication de magazines?



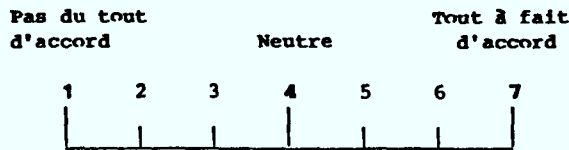
64-

17. La principale façon dont le gouvernement fédéral peut s'impliquer dans les arts et la culture est par l'entremise de ses agences culturelles. J'entends par ceci les agences du gouvernement fédéral subventionnées principalement par les impôts fédéraux. Ces agences s'intéressent à tous les types d'activités artistiques. Le gouvernement fédéral maintient 10 de ces agences culturelles, dont une est Radio-Canada. Pouvez-vous en nommer d'autres? (ENCERCLEZ CI-DESSOUS)

- OFFICE NATIONAL DU FILM 65-1
- CONSEIL DE RECHERCHE EN SCIENCES HUMAINES 66-1
- CONSEIL DES ARTS DU CANADA 67-1
- MUSÉES NATIONAUX 68-1
- BIBLIOTHÈQUE NATIONALE DU CANADA 69-1
- CONSEIL DE LA RADIODIFFUSION ET DES TÉLÉCOMMUNICATIONS CANADIENNES (CRTC) 70-1
- SOCIÉTÉ DE DÉVELOPPEMENT DE L'INDUSTRIE CINÉMATOGRAPHIQUE CANADIENNE 71-1
- CENTRE NATIONAL DES ARTS 72-1
- ARCHIVES PUBLIQUES 73-1

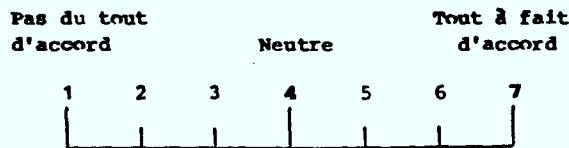
18. Je vais maintenant vous lire une liste d'énoncés. Pour chacun de ces énoncés, veuillez m'indiquer si vous êtes d'accord ou non en utilisant une échelle de 1 à 7, où 1 indique que vous n'êtes pas du tout d'accord, 7, que vous êtes tout à fait d'accord, et 4, que vous êtes neutre.

-a) On présente suffisamment de séances musicales pour les gens qui veulent se donner la peine de les trouver.



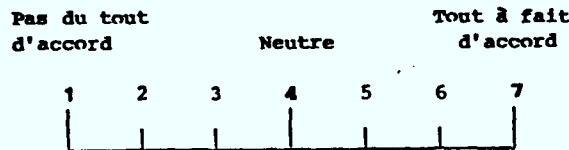
7-

-b) J'aimerais qu'il y ait plus d'installations artistiques dans lesquelles on pourrait voir des oeuvres artistiques, écouter de la musique ou assister à des représentations.




8-

-c) Au lieu de subventionner les activités culturelles traditionnelles, le gouvernement fédéral devrait appuyer la culture populaire.




9-

-d) Je ne m'étais même pas aperçu que le gouvernement fédéral subventionnait les arts et la culture dans ma ville.



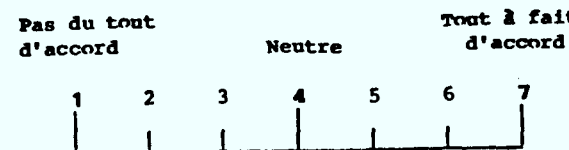
10-

-e) Le gouvernement fédéral devrait surtout subventionner les formes traditionnelles d'art telles que la danse, la musique symphonique et le théâtre.



11-


-f) Je pense que la culture Canadienne en termes de spectacles "Canadiens" que j'ai vus est très décevante.



12-

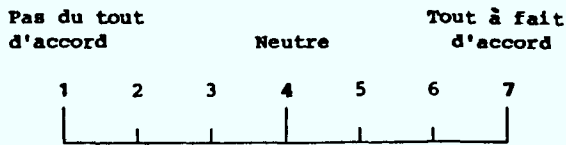
18. (Suite)

-g) Le gouvernement fédéral fait un très beau travail en encourageant la culture dans ma communauté.



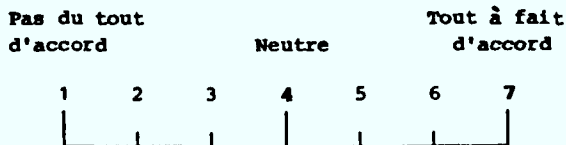
13-

-h) Afin de participer à une gamme complète d'activités culturelles, je dois sortir de ma ville.



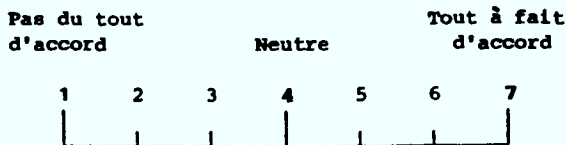
14-

-i) On peut être fier de notre culture canadienne.



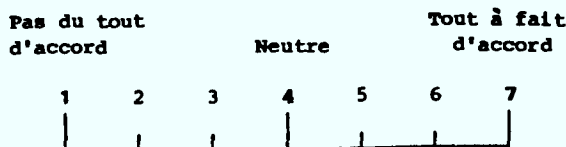
15-

-j) Tous les groupes et membres de la société canadienne ont une chance égale de participer à des événements culturels.



16-

-k) Il devrait y avoir plus d'arts d'interprétation Canadiens comme de la musique, de la danse et du théâtre à la télévision.



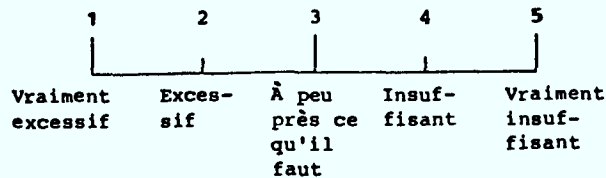
17-

19-a) A combien estimez-vous approximativement la somme totale d'argent que le gouvernement fédéral a dépensé dans votre ville pour subventionner les arts et la culture?

(INSCRIRE LE MONTANT)

18/23

-b) Croyez-vous que ce montant est:



24-

20. Maintenant, je vais vous lire une liste de gens et d'événements du monde des arts et de la culture. Je veux savoir tout d'abord si vous reconnaissez le nom, puis, si vous savez ce que cette personne fait ou en quoi consiste l'événement. Finalement, je veux que vous me disiez si ces personnes ou événements sont canadiens ou non.
- a) Commençons par... (LISEZ LA LISTE CI-DESSOUS) est-ce que vous reconnaissez le nom?
 - b) (POUR CHAQUE "OUI" À Q.20-a) Que fait cette personne ou en quoi consiste cet événement? (INSCRIVEZ "OUI" SI CORRECTE, "NON" SI INCORRECTE)
 - c) (POUR CHAQUE "OUI" À Q.20-a) Est-ce que cette personne ou cet événement est Canadien? (ENCERCLEZ CODE SI CORRECTE OU INCORRECTE)

	20-a)		20-b) CE QU'ILS FONT/ÉVÉNEMENT	20-c) CANADIEN?	
	OUI	NON		CORRECT	INCORRECT
A. Gordon Pinsent...25-1 . 2			(Acteur)26-1 . 2		(Can.)...27-1 .. 2
B. Karen Kain28-1 . 2			(Ballerine/ Danse).....29-1 . 2		(Can.)...30-1 .. 2
C. Alex Colville....31-1 . 2			(Peintre).....32-1 . 2		(Can.)...33 1 .. 2
D. Laurence Olivier.34-1 . 2			(Acteur).....35-1 . 2		(Anglais)36-1 .. 2
E. Festival de Stratford37-1 . 2			(Théâtre).....38-1 . 2		(Can.)...39-1 .. 2
F. André Gagnon.....40-1 . 2			(Musicien).....41-1 . 2		(Can.)...42-1 .. 2
G. Margaret Atwood..43-1 . 2			(Auteur).....44-1 . 2		(Can.)...45-1 .. 2
H. Norman Rockwell..46-1 . 2			(Artiste).....47-1 . 2		(U.S.)...48-1 .. 2
I. Carole Laure.....49-1 . 2			(Actrice).....50-1 . 2		(Can.)...51-1 .. 2
J. Emily Carr.....52-1 . 2			(Artiste).....53-1 . 2		(Can.)...54-1 .. 2
K. Glen Gould.....55-1 . 2			(Pianiste).....56-1 . 2		(Can.)...57-1 .. 2
L. Ginette Reno.....58-1 . 2			(Chanteuse)....59-1 . 2		(Can.)...60-1 .. 2
M. Potlatch.....61-1 . 2			(Rituel des Indiens de la Côte Ouest)...62-1 . 2		(Can.)...63-1 .. 2
N. Bruce Cockburn...64-1 . 2			(Musicien).....65-1 . 2		(Can.)...66-1 .. 2
O. Gabrielle Roy....67-1 . 2			(Écrivaine)....68-1 . 2		(Can.)...69-1 .. 2

70/74

Pour terminer, j'aimerais vous poser quelques questions sur vos antécédents personnels afin de nous permettre de compiler et d'analyser les résultats de l'étude.

DUP 1/5

6-4

21. Quel âge avez-vous?
- 18 à 24 ans 7-1
 - 25 à 34 2
 - 35 à 44 3
 - 45 à 54 4
 - 55 et plus 5
22. Quel est votre état civil actuel?
- JAMAIS MARIÉ(E)8-1
 - PRÉSENTEMENT MARIÉ(E) (ou vit avec quelqu'un) 2
 - SÉPARÉ(E) 3
 - DIVORCÉ(E)..... 4
 - VEUF(VE) 5
 - AUTRE (PRÉCISEZ) 6

23. Pouvez-vous m'indiquer le niveau de scolarité le plus élevé que vous avez complété?

- PRIMAIRE SEULEMENT 9-1
- SECONDAIRE EN PARTIE/COMPLÉTÉ 2
- ÉTUDES COLLÉGIALES/CEGEP EN PARTIE . 3
- ÉTUDES COLLÉGIALES/CEGEP COMPLÉTÉ... 4
- ÉTUDES UNIVERSITAIRES EN PARTIE..... 5
- ÉTUDES UNIVERSITAIRES COMPLÉTÉES.... 6
- UNIVERSITÉ 2^e/3^e CYCLES..... 7

24. Quelle est votre occupation?

10/11

DANS

(GENRE D'EMPLOI) _____ (GENRE DE COMPAGNIE)

Est-ce à temps plein ou à temps partiel?

- Plein temps 12-1
- Temps partiel 2
- Maîtresse de maison 3
- Retraité(e) 4
- Étudiant(e) 5
- Sans emploi 6
- AUTRE (PRÉCISEZ) _____

25. Quelle est la langue que vous avez parlée en premier et que vous comprenez encore?

- ANGLAIS 13-1
- FRANÇAIS 2
- UKRAINIEN 3
- ALLEMAND 4
- PORTUGUAIS 5
- ITALIEN 6
- AUTRE (PRÉCISEZ) _____

26. Maintenant, pouvez-vous me dire quel sera votre revenu annuel brut pour l'année 1983? Ce revenu devrait inclure toutes sources de revenu telles que les pensions, l'assurance-chômage, les allocations familiales, les bourses d'études, etc. Serait-il de \$20,000. ou plus ou serait-il moins que cela?

\$20,000 OU PLUS [] MOINS DE \$20,000 []

SI SUPÉRIEUR, SERAIT-IL: SI INFÉRIEUR, SERAIT-IL:

INFÉRIEUR À \$30,000.. 14-1 SUPÉRIEUR À \$12,000..... 4

ou SUPÉRIEUR À \$30,000..... [] ou INFÉRIEUR À \$12,000..... []

SI SUPÉRIEUR, SERAIT-IL: SI INFÉRIEUR, SERAIT-IL:

INFÉRIEUR À \$40,000..... 2 SUPÉRIEUR À \$7,000..... 5

ou SUPÉRIEUR À \$40,000..... 3 ou INFÉRIEUR À \$7,000..... 6

SEXE: (NE POSEZ PAS) MASCULIN..... 15-1

FÉMININ..... 2

Merci beaucoup pour votre coopération!

NOM DE L'INTERVIEWER: _____

NO. D'EMPLOYÉ: _____

DEPARTMENT OF COMMUNICATIONS

TAPE DOCUMENTATION

JANUARY 1984

C8975

TAPE CONFIGURATION

TAPE CONFIRGURATION

9 TRK

800 BPI

1600 BPI

LRECL = 80

BLOCKSIZE = 3200

STANDARD LABEL

NO LABEL

NO LEADING TAPE MARK

NUMBER OF RESPONDENTS = 4573

EBCDIC

ASCII

1130 COLUMN BINARY

IBM COLUMN BINARY

FILE #1 OF 2 FILES ON TAPE.

TAPE DUMP

0000112121048 8 2 41 031200 031200 00 00 00 972 2 2 2 C8975
0000122 2 1001022 1001072 42602 2 55354454454222222222 C8975
00001374744141765 32 1212 111121111112 2 1211231122 1112 C8975
000014115 33111 10000000 C8975
0000212121042 2 2 21 00 011200 00 00 00 011200 2 2 C8975
0000222 2 2 1522 2 1262 32102 2 44454554554222122211 C8975
00002354434342656 31212 2 1211221111211212 1222 1112 1112 C8975
0000242260111211 00500000 C8975
0000312121042 2 2 21 022 041100 0412021200 042 00 22 22 2 C8975
0000322 2 1042 2 2 1181242252 2 57741111111222222222 C8975
00003333551464475 01111221221111111111111112 2 1112 122111122 C8975
0000345260111 21299999998 C8975
000041213104 2 31 022 00 011200 00 00 00 00 3 2 C8975
0000422 2 2 2 2 2 1102 12208 2 41171177144222222222 C8975
00004347711441474 02 2 2 2 1112 2 1112 2 1112 2 122 C8975
0000441120512412 99999998 C8975
000051213104 2 21 00 00 021200 00 00 011200 3 2 C8975
0000522 2 2 2 2 2 1042 22208 123899 97 46476777677222222222 C8975
00005367466575635 02 2 2 1221221112 1121112 1221112 2 111 C8975
0000542220412122 99999998 C8975
000061213104 2 11 0212032 041200 0112041202120312 323 3222 C8975
0000622 2 2 2 2 2 1052 4220116799 99 112204299 5467755555121122212 C8975
00006324554435525 42 1112 1111111112 2 1112 111112 11111 C8975
0000643460112212 00200000 C8975
0000712121043 2 41 00 00 00 00 00 00 00 00 C8975
0000731992 1052 2 2 2 1022 22108 131299 99 8777777777222222222 C8975
00007374477471771 02 1112 2 2 1112 2 2 1112 1112 2 2 C8975
000074122 31422 99999998 C8975
000081212104 2 21 1211021200 00 00 0212022 152 33 222 C8975
0000822 2 2 2 2 2 1042 32308 104299 99 7777777777121122211 C8975
00008347417185777 02 1212 111111111212 1112 2 1112 2 111 C8975
0000843220412122 99999998 C8975
0000912121048 2 2 11 042 00 0112011200 00 00 202 2 22 2 C8975
0000921102 2 2 2 2 1152 1210108199 99 2 45522221111222222222 C8975
00009366662681612 01221112 1121111112 1222 1221221112 1332 C8975
0000942230211221 99999998 C8975
0001012111048 2 11 022 00 1011022 012 0612041200 3 33322 C8975
0001022 2 2 1002 2 1102 4160107299 99 107299 99 35554543775121222122 C8975
00010337712526712 42 1112 1111111112 2 1112 2 1112 2 111 C8975
0001042160211222 15000000 C8975
0001112131048 2 11 012 00 021100 011100 021200 3 3 2 2 C8975
0001122 1042 2 1002 1022 4255106199 99 199 99 99 4771777874222222222 C8975
00011377477474747 31222 1232 2 1112 1211112 2 1112 2 121 C8975
000114321 33422 03000000 C8975
0001212131048 2 11 00 00 00 00 00 00 00 C8975
0001222 1972 2 2 2 1352 2100104199 99 2 4555477777222222222 C8975
00012377777441414 42 1111311111111112 112111111121112 2 111 C8975
000124552 42512 00010000 C8975
0001312131042 3 2 31 0112011200 011200 021200 00 33 2 1 C8975
0001322 2 2 2 2 2 1992 42252 8 76655574444221222222 C8975
00013353235462625 01111111111111111111111112 1111111111111111 C8975
0001345260111121 99999998 C8975
0001412131042 2 11 06122012521200 00 00 02125212 111 11 C8975
0001422 2 2 1052 2 1102 4140131299 99 198 99 99 6754445667622222222 C8975
00014377724551665 01211112 1111111212 1222 2 1221112 1112 C8975
0001441120511421 99999998 C8975
0001512131042 2 11 00 00 061200 021200 00 00 1 1 C8975
0001522 2 2 2 2 2 1102 4150199 99 99 199 99 99 43553576755222222222 C8975
00015377647414777 02 2 2 2 2 2 2 1212 2 1112 1222 C8975
0001544310522411 99999998 C8975

CODE BOOK

CODING MANUAL
COMMUNITY SURVEY

CB973

CARD 1

COL. 1/5

RESPONDENT QUESTIONNAIRE NUMBER
1-0 AND 2-1,0 COMPLETED QUESTIONNAIRE
1-0 AND 2-2/4 SCREENER ONLY

COL. 6

CARD NUMBER
-1 CARD ONE

COL. 7/8

LOCATION
-10 SUMMERSIDE P. E. I.
11 ST. JOHN'S NFLD.
12 CHICOUTIMI P. Q.
13 EDMUNSTON N. B.
14 QUEBEC P. Q.
15 RIMOUSKI P. Q.
16 ST. JOHN N. B.
17 HALIFAX N. S.
18 FREDERICTON N. B.
19 MONCTON N. B.
21 OTTAWA/HULL
22 CALGARY ALTA.
23 EDMONTON ALT.
24 VANCOUVER B. C.
25 LONDON ONT.
26 BARRIE ONT.
31 BRANDON MAN.
32 MOOSE JAW SASK
33 REGINA SASK.
34 SASKATOON SASK
35 WINNIPEG MAN.
36 VICTORIA B. C.
41 HAMILTON ONT.
42 ST. CATHARINES ONT.
51 CORNWALL ONT.
52 DRUMMONDVILLE P. Q.
53 TROIS RIVIERES P. Q.
61 MONTREAL P. Q.
62 TORONTO ONT.
71 CORNERBROOK NFLD.
72 TRURO N. S.

COL. 9

SAMPLE
-1/4

COL. 10

WAVE NUMBER
-1 WAVE 1

COL. 11/12

CLT
-01 HALIFAX
02 MONTREAL
03 QUEBEC
04 OTTAWA
05 TORONTO
06 HAMILTON
07 LONDON
08 WINNIPEG
09 REGINA
10 SASKATOON
11 EDMONTON
12 CALGARY
13 VANCOUVER

COL. 13/18
COL. 13/14

RECORD OF CALLS
CALL ONE

- 13-1 NO RING/NOT IN SERVICE
- 2 NO ANSWER
- 3 BUSY
- 4 INITIAL REFUSAL
- 5 HOUSEHOLD NOT QUALIFIED--A
- 6 REFUSAL IN B
- 7 REFUSAL IN C
- 8 RESPONDENT NOT AVAILABLE
- 9 LANGUAGE PROBLEM
- 0 RESPONDENT REFUSAL
- 14-1 TERMINATION
- 2 COMPLETION
- 3 BUSINESS NUMBER--NO FURTHER ATTEMPT
- 4 NO FURTHER ATTEMPT
- 5 RESPONDENT AWAY A LONG TIME

COL. 15/16

CALL TWO

(SAME CODES AS COL. 13/14)

COL 17/18

CALL THREE

(SAME CODES AS COL. 13/14)

COL. 19/22

(BLANK)

COL. 23

NUMBER IN HOUSEHOLD 18 YEARS AND OVER

- 1 ONE ONLY
- 2 TWO
- 3 THREE
- 4 FOUR OR MORE
- 9 (SCREENER ONLY)

COL. 24

WAVE NUMBER

- 1 WAVE 1

COL. 25/26

(BLANK)

COL. 27/28: 55/56

G. 1-A NUMBER OF TIMES VISITED OR ATTENDED
(SAME CODES APPLY TO EACH ACTIVITY)

- 00 NONE
- 01 ONE
- 1
- 97 NINETY-SEVEN OR MORE
- 98 DON'T KNOW
- 99 REFUSED

COL. 27/28

COL. 31/32

COL. 35/36

COL. 39/40

COL. 43/44

COL. 47/48

COL. 51/52

COL. 55/56

COL. 29: 57

- A MUSEUM (GENERAL/SCIENCE/TECHNOLOGY)
- ART GALLERY/ART MUSEUM
- A FOLK/ROCK/JAZZ/POP MUSIC/COUNTRY AND WESTERN PERFORMANCE OR RECITAL
- A CLASSICAL MUSIC PERFORMANCE/RECITAL (ORCHESTRA/CONCERT/OPERA)
- A DANCE PERFORMANCE (BALLET/MODERN DANCE)
- A LIVE THEATRE PERFORMANCE (DRAMA/COMEDY/ OR MUSICAL COMEDY)
- AN ART/CRAFT FAIR OR FESTIVAL
- A LIBRARY OR PUBLIC ARCHIVE

G. 1-B WOULD YOU LIKE TO DO MORE OF ACTIVITY
(SAME CODES APPLY TO EACH ACTIVITY)

- 1 WOULD LIKE TO DO MORE
- 2 NO, WOULD NOT

COL. 29

COL. 33

COL. 37

COL. 41

- A MUSEUM (GENERAL/SCIENCE/TECHNOLOGY)
- ART GALLERY/ART MUSEUM
- A FOLK/ROCK/JAZZ/POP MUSIC/COUNTRY AND WESTERN PERFORMANCE OR RECITAL
- A CLASSICAL MUSIC PERFORMANCE/RECITAL (ORCHESTRA/CONCERT/OPERA)

COL. 45 A DANCE PERFORMANCE (BALLET/MODERN DANCE)
COL. 49 A LIVE THEATRE PERFORMANCE (DRAMA/COMEDY/
OR MUSICAL COMEDY)
COL. 53 AN ART/CRAFT FAIR OR FESTIVAL
COL. 57 A LIBRARY OR PUBLIC ARCHIVE .

COL. 30: 58 G. 1-C PREVENTION OF DOING MORE OF ACTIVITY
(SAME CODES APPLY TO EACH ACTIVITY)
-1 YES, THERE WERE OBSTACLES
2 NO, NONE

COL. 30 A MUSEUM (GENERAL/SCIENCE/TECHNOLOGY)
COL. 34 ART GALLERY/ART MUSEUM
COL. 38 A FOLK/ROCK/JAZZ/POP MUSIC/COUNTRY AND
WESTERN PERFORMANCE OR RECITAL
COL. 42 A CLASSICAL MUSIC PERFORMANCE/RECITAL
(ORCHESTRA/CONCERT/OPERA)
COL. 46 A DANCE PERFORMANCE (BALLET/MODERN DANCE)
COL. 50 A LIVE THEATRE PERFORMANCE (DRAMA/COMEDY/
OR MUSICAL COMEDY)
COL. 54 AN ART/CRAFT FAIR OR FESTIVAL
COL. 58 A LIBRARY OR PUBLIC ARCHIVE

COL. 59 (BLANK)

COL. 60/67 G. 2 WHERE DID YOU ATTEND ACTIVITY LAST TIME
(SAME CODES APPLY TO EACH ACTIVITY)
-1 NEIGHBOURHOOD
2 HOME TOWN
3 OUT OF TOWN
9 NOT STATED

COL. 60 A MUSEUM (GENERAL/SCIENCE/TECHNOLOGY)
COL. 61 ART GALLERY/ART MUSEUM
COL. 62 A FOLK/ROCK/JAZZ/POP MUSIC/COUNTRY AND
WESTERN PERFORMANCE OR RECITAL
COL. 63 A CLASSICAL MUSIC PERFORMANCE/RECITAL
(ORCHESTRA/CONCERT/OPERA)
COL. 64 A DANCE PERFORMANCE (BALLET/MODERN DANCE)
COL. 65 A LIVE THEATRE PERFORMANCE (DRAMA/COMEDY/
OR MUSICAL COMEDY)
COL. 66 AN ART/CRAFT FAIR OR FESTIVAL
COL. 67 A LIBRARY OR PUBLIC ARCHIVE

COL. 68/75 (BLANK)

COL. 76/80 JOB NUMBER

CARD 2

COL. 1/5 SAME AS CARD 1

COL. 6 CARD NUMBER
6-2 CARD 2

COL. 7:25 G. 3-A ACTIVITIES PARTICIPATED IN, IN PAST 12 MONTHS
(SAME CODES APPLY TO EACH ACTIVITY)
-1 YES, PARTICIPATED
2 NO, DID NOT

COL. 7 PLAYING A MUSICAL INSTRUMENT
COL. 10 SINGING/VOICE PRACTICE
COL. 13 PAINTING/SCULPTING/DRAWING
COL. 16 FILM/PHOTOGRAPHY/OTHER VISUAL ARTS
COL. 19 ORGANIZED DANCING
COL. 22 ACTING
COL. 25 WATCHING T. V.

COL. 8:27

Q. 3-B NUMBER OF HOURS SPENT LAST WEEK ON ACTIVITY
(SAME CODES APPLY TO EACH ACTIVITY)

- 00 NONE
- 01 ONE
- !
- 96 NINETY-SIX OR MORE
- 97 LESS THAN ONE HOUR
- 98 DON'T KNOW
- 99 NOT STATED

COL. 8/9
COL. 11/12
COL. 14/15
COL. 17/18
COL. 20/21
COL. 23/24
COL. 26/27

PLAYING A MUSICAL INSTRUMENT
SINGING/VOICE PRACTICE
PAINTING/SCULPTING/DRAWING
FILM/PHOTOGRAPHY/OTHER VISUAL ARTS
ORGANIZED DANCING
ACTING
WATCHING T. V.

COL. 28

Q. 4-A CURRENT HOUSEHOLD SUBSCRIPTION TO A PERFORMING
ARTS ORGANIZATION

- 1 YES
- 2 NO

COL. 29

Q. 4-B TYPE OF SUBSCRIPTION SERIES

- 1 MUSIC/CONCERTS
- 2 DANCE
- 3 THEATRE
- 4 ALL OTHER

COL. 30

Q. 5 RATING OF CULTURAL ACTIVITY ON A 7-POINT SCALE

- 1 MUCH LESS THAN ACTIVE THAN AVERAGE
- !
- 7 MUCH MORE ACTIVE
- 8 DON'T KNOW
- 9 NOT STATED

COL. 31

Q. 6 HAVE YOU WATCHED A CANADIAN DANCE/PERFORMING
ARTS SPECIAL ON TV IN PAST MONTH

- 1 YES
- 2 NO
- 8 DON'T KNOW
- 9 NOT STATED

COL. 32/33

Q. 10 PERCENTAGE OF CULTURAL LEISURE TIME SPENT
AWAY FROM HOME

- 00 NONE
- !
- 97 97 TO 100%
- 98 DON'T KNOW
- 99 NOT STATED

COL. 34

Q. 11-A ARE THERE ANY GROUPS OF PEOPLE FOR WHICH
CULTURAL/RECREATIONAL FACILITIES ARE LACKING

- 1 YES
- 2 NO
- 8 DON'T KNOW

COL. 35:42

G. 11-B GROUPS LACKING CULTURAL OR RECREATIONAL FACILITIES

(SAME CODES APPLY TO EACH MENTION)

- 01 SENIOR CITIZENS/ELDERLY PEOPLE
- 02 STUDENTS
- 03 CHILDREN
- 04 YOUNG PEOPLE
- 05 TEENAGERS
- 06 LOW INCOME
- 07 PEOPLE ON WELFARE/SOCIAL ASSISTANCE
- 08 THE POOR
- 09 NATIVE INDIAN
- 10 IMMIGRANTS
- 11 MIDDLE INCOME PEOPLE
- 12 HANDICAPPED/DISABLED
- 13 AMATEUR PERFORMERS
- 14 ARTS & CRAFTS GROUPS
- 15 SPORTS RELATED GROUPS
- 16 PEOPLE WHO LIVE IN RURAL AREAS
- 17 UNEMPLOYED
- 18 MINORITY/ETHNIC GROUPS
- 19 WIDOWS/SINGLE WOMEN
- 20 SINGLE/SINGLE PARENT
- 21 DISADVANTAGEOUS (UNSPECIFIED)
- 22 SMALL COMMUNITIES
- 23 LESS EDUCATED
- 24 ALL CANADIANS (PEOPLE IN GENERAL)
- 25 MILITARY PERSONNEL
- 26 SOCIAL CLUBS
- 27 CULTURAL GROUPS (ARTS/LITERATURE/CONCERT)
- 28 MIDDLE AGED PEOPLE
- 29 CHURCH GROUPS/CHRISTIAN ORGANIZATIONS
- 30 NURSING HOMES (SENIOR CITIZENS)
- 31 ALL OTHERS
- 98 DON'T KNOW
- 99 NO MENTION

COL. 35/36
COL. 38/39
COL. 41/42

FIRST MENTION
SECOND MENTION
THIRD MENTION

COL. 37:43

G. 11-C IS PROBLEM SPECIFIC TO YOUR CITY/TOWN
(SAME CODE APPLIES TO EACH MENTION)

- 1 YES
- 2 NO
- 8 DON'T KNOW
- 9 NOT STATED

COL. 37
COL. 40
COL. 43

FIRST MENTION
SECOND MENTION
THIRD MENTION

COL. 44

G. 12-A ARE THERE ANY GROUPS OF PEOPLE FOR WHICH CULTURAL/RECREATIONAL ACTIVITIES ARE LACKING

- 1 YES
- 2 NO
- 8 DON'T KNOW

COL. 45: 52

G. 12-B GROUPS LACKING CULTURAL OR RECREATIONAL ACTIVITIES

(SAME CODES APPLY TO EACH MENTION)

- 01 SENIOR CITIZENS/ELDERLY PEOPLE
- 02 STUDENTS
- 03 CHILDREN
- 04 YOUNG PEOPLE
- 05 TEENAGERS
- 06 LOW INCOME
- 07 PEOPLE ON WELFARE/SOCIAL ASSISTANCE
- 08 THE POOR
- 09 NATIVE INDIAN
- 10 IMMIGRANTS
- 11 MIDDLE INCOME PEOPLE
- 12 HANDICAPPED/DISABLED
- 13 AMATEUR PERFORMERS
- 14 ARTS & CRAFTS GROUPS
- 15 SPORTS RELATED GROUPS
- 16 PEOPLE WHO LIVE IN RURAL AREAS
- 17 UNEMPLOYED
- 18 MINORITY/ETHNIC GROUPS
- 19 SINGLE WOMEN
- 20 SINGLE PEOPLE/SINGLE PARENT
- 21 DISADVANTAGEDUS (UNSPECIFIED)
- 22 SMALL COMMUNITIES
- 23 LESS EDUCATED
- 24 PRISONERS
- 25 MIDDLE AGE PEOPLE
- 26 PEOPLE WHO LIKE CLASSICAL PERFORMANCES
- 27 ALL GROUPS
- 28 CHURCH ASSOCIATIONS
- 29 GUIDES/SCOUTS
- 30 SHY PEOPLE
- 31 ALL OTHER
- 98 DON'T KNOW
- 99 NO MENTION

COL. 47: 53

G. 12-C IS PROBLEM SPECIFIC TO YOUR CITY/TOWN

(SAME CODE APPLIES TO EACH MENTION)

- 1 YES
- 2 NO
- 8 DON'T KNOW
- 9 NOT STATED

COL. 54

G. 13 RATING OF OVERALL QUALITY OF THE CULTURAL FACILITIES IN COMMUNITY ON A 7-POINT SCALE

- 1 TERRIBLE
- 1
- 7 EXCELLENT
- 8 DON'T KNOW

COL. 55/56

G. 14-A/B IMPORTANCE RATING OF HAVING FACILITY IN COMMUNITY ON A 7-POINT SCALE

(SAME CODES APPLY TO EACH FACILITY)

- 1 EXTREMELY UNIMPORTANT
- 1
- 4 NEITHER UNIMPORTANT/IMPORTANT
- 4
- 7 EXTREMELY IMPORTANT
- 8 DON'T KNOW

COL. 55

COL. 56

MUSEUMS AND ART GALLERIES
THEATRES FOR LIVE PERFORMANCES

COL. 57

G. 15 IMPORTANCE OF FEDERAL GOVERNMENT TO GIVE FINANCIAL SUPPORT TO CULTURAL ACTIVITIES (SAME CODES AS COL. 55/56)

COL. 58/60 Q. 16-A/G IMPORTANCE OF FEDERAL GOVERNMENT TO GIVE
FINANCIAL SUPPORT FOR SEVEN LISTED AREAS
(SAME CODES AS COL. 53/56)
 -9 REFUSED

COL. 58 PERFORMING ARTS (THEATRE/BALLET)
COL. 59 VISUAL ARTS (PAINTING/SCULPTING)
COL. 60 BROADCASTING
COL. 61 RECORD INDUSTRY
COL. 62 MOVIE INDUSTRY
COL. 63 BOOK PUBLISHING
COL. 64 MAGAZINE PUBLISHING

COL. 65/73 Q. 17 AWARENESS OF FEDERAL GOVERNMENT CULTURAL AGENCIES
(SAME CODES APPLY TO EACH AGENCY)
 -1 NAMED AGENCY
 2 DID NOT NAME

COL. 65 NATIONAL FILM BOARD
COL. 66 SOCIAL SCIENCE & HUMANITIES RESEARCH
 COUNCIL
COL. 67 CANADA COUNCIL
COL. 68 NATIONAL MUSEUMS
COL. 69 NATIONAL LIBRARY OF CANADA
COL. 70 CANADA RADIO-TELEVISION OR TELE-
 COMMUNICATIONS COMMISSION (CRTC)
COL. 71 CANADIAN FILM DEVELOPMENT CORPORATION
COL. 72 NATIONAL ARTS CENTRE
COL. 73 PUBLIC ARCHIVES

COL. 74/75 (BLANK)

COL. 76/80 JOB NUMBER

CARD 3

COL. 1/5 SAME AS CARD 1

COL. 6 CARD NUMBER
 6-3 CARD 3

COL. 7/17 Q. 18-A/K RATING OF LISTED STATEMENTS ON A 7-POINT
SCALE FOR LEVEL OF AGREEMENT
(SAME CODES APPLY TO EACH STATEMENT)
 -1 STRONGLY DISAGREE
 : :
 -4 NEUTRAL
 : :
 -7 STRONGLY AGREE
 -8 DON'T KNOW
 -9 REFUSED

COL. 7 THERE ARE PLENTY OF MUSICAL PERFORMANCES
IF PEOPLE WANT TO TAKE THE TROUBLE
TO FIND THEM

COL. 8 I WISH THERE WERE MORE ARTISTIC FACILITIES
AT WHICH ONE COULD SEE ART/HEAR MUSIC OR
ATTEND PERFORMANCES

COL. 9 INSTEAD OF SUPPORTING TRADITIONAL CULTURAL
ACTIVITIES LIKE BALLET/OPERA I WOULD LIKE
TO SEE THE FEDERAL GOVERNMENT SUPPORTING
POPULAR CULTURE

COL. 10 HAVEN'T REALLY NOTICED THAT THE FEDERAL
GOVERNMENT HAS HAD ANYTHING TO DO WITH
ARTS AND CULTURE IN MY CITY (TOWN)

COL. 11 FEDERAL GOVERNMENT SHOULD FOCUS ON SUPPORT-
ING TRADITIONAL ART FORMS SUCH AS DANCE/
SYMPHONY MUSIC AND LIVE THEATRE

COL. 12 THINK CANADIAN CULTURE IN TERMS OF
"CANADIAN" PERFORMANCES I HAVE SEEN IS
LARGELY DISAPPOINTING

COL. 13 FEDERAL GOVERNMENT IS DOING A PRETTY GOOD
 COL. 14 JOB OF SUPPORTING CULTURE IN MY COMMUNITY
 IN ORDER TO EXPERIENCE A WELL ROUNDED SET
 COL. 15 OF CULTURAL EVENTS AND EXPERIENCES I MUST
 GO OUTSIDE MY CITY (TOWN)
 COL. 16 CANADIAN CULTURE IS SOMETHING WE CAN ALL
 TAKE PRIDE IN
 COL. 17 ALL GROUPS AND MEMBERS OF CANADIAN SOCIETY
 HAVE EQUAL ACCESS TO CULTURAL OPPORTUNITIES
 WOULD LIKE TO SEE MORE CANADIAN PERFORMING
 COL. 37:43 ARTS (E. G. MUSIC/DANCE/THEATRE) ON T.V.

COL. 18/23 G. 11-C IS PROBLEM SPECIFIC TO YOUR CITY/TOWN
 (SAME CODE APPLIES TO EACH MENTION)
 -1 YES
 2 NO
 8 DON'T KNOW

COL. 24 G. 19-A PERCEIVED AMOUNT OF MONEY FEDERAL GOVERNMENT
 HAS SPENT IN YOUR CITY IN PAST 3 YEARS TO
 SUPPORT ARTS AND CULTURE
 (COLUMNS BLANK--SEE CARD 4 COLS. 18/25)

G. 19-B DO YOU THINK THIS AMOUNT IS:-
 -1 WAY TOO MUCH
 2 TOO MUCH
 3 ABOUT RIGHT
 4 TOO LITTLE
 5 WAY TOO LITTLE
 8 DON'T KNOW
 0 NOT APPLICABLE (NONE/DON'T KNOW 19-A)

COL. 25:67 G. 20-A DO YOU RECOGNIZE LISTED PERSON
 (SAME CODES APPLY TO EACH)
 -1 YES
 2 NO
 3 REFUSED

COL. 25 GORDON PINSET
 COL. 28 KAREN KAIN
 COL. 31 ALEX COLVILLE
 COL. 34 LAURENCE OLIVIER
 COL. 37 STRATFORD FESTIVAL
 COL. 40 ANDRE GAGNON
 COL. 43 MARGARET ATWOOD
 COL. 46 NORMAN ROCKWELL
 COL. 49 CAROLE LAURE
 COL. 52 EMILY CARR
 COL. 55 GLEN GOULD
 COL. 58 GINETTE RENO
 COL. 61 POTLACH
 COL. 64 BRUCE COCKBURN
 COL. 67 GABRIELLE ROY

COL. 26:68 G. 20-B WHAT DOES HE/SHE/IT DO
 (SAME CODES APPLY TO EACH)
 -1 YES, CORRECT
 2 NO
 3 DON'T KNOW

COL. 26 ACTOR
 COL. 29 BALLERINA/DANCE
 COL. 32 PAINTER
 COL. 35 ACTOR
 COL. 38 THEATRE
 COL. 41 MUSICIAN
 COL. 44 AUTHOR
 COL. 47 ARTIST
 COL. 50 ACTRESS
 COL. 53 ARTIST

COL. 56 PIANIST
COL. 59 SINGER
COL. 62 WEST COAST INDIAN RITUAL
COL. 63 MUSICIAN
COL. 68 WRITER

COL. 27:69 G. 20-C IS SHE/HE CANADIAN
(SAME CODES APPLY TO EACH)
-1 CORRECT
2 INCORRECT
3 DON'T KNOW

COL. 27 GORDON PINSET (CDN)
COL. 30 KAREN KAIN (CDN)
COL. 33 ALEX COLVILLE (CDN)
COL. 36 LAURENCE OLIVIER (BRITISH)
COL. 39 STRATFORD FESTIVAL (CDN)
COL. 42 ANDRE GAGNON (CDN)
COL. 45 MARGARET ATWOOD (CDN)
COL. 48 NORMAN ROCKWELL (U.S.)
COL. 51 CAROLE LAURE (CDN)
COL. 54 EMILY CARR (CDN)
COL. 57 GLEN GOULD (CDN)
COL. 60 GINETTE RENO (CDN)
COL. 63 POTLACH (CDN)
COL. 66 BRUCE COCKBURN (CDN)
COL. 69 GABRIELLE ROY (CDN)

COL. 70/75 (BLANK)

COL. 76/80 JOB NUMBER

CARD 4

COL. 1/5 SAME AS CARD 1

COL. 6 CARD NUMBER
6-4 CARD 4

COL. 7 G. 21 HOW OLD ARE YOU
-1 18 TO 24
2 25 TO 34
3 35 TO 44
4 45 TO 54
5 55 AND OVER
6 REFUSED

COL. 8 G. 22 WHAT IS YOUR PRESENT MARITAL STATUS
-1 NEVER MARRIED
2 NOW MARRIED (OR COMMON LAW)
3 SEPARATED
4 DIVORCED
5 WIDOWED
6 REFUSED

COL. 9 G. 23 HIGHEST LEVEL OF EDUCATION COMPLETED
-1 PRIMARY SCHOOL ONLY
2 SOME/ALL OF HIGH SCHOOL
3 SOME COMMUNITY COLLEGE
4 COMPLETED COMMUNITY COLLEGE
5 SOME UNIVERSITY
6 COMPLETED UNIVERSITY
7 ANY POST GRADUATE
8 REFUSED

COL. 10/12
COL. 10/11

G. 24 OCCUPATION

- 01 PROFESSIONAL
- 02 EXECUTIVE/MANAGER/OWNER
- 03 SALES
- 04 CLERICAL/OTHER WHITE COLLAR
- 05 SKILLED LABOUR
- 06 UNSKILLED LABOUR
- 07 FARMER
- 3 HOMEMAKER ONLY
- 4 RETIRED
- 5 STUDENT
- 6 UNEMPLOYED
- 9 REFUSED
- 1 EMPLOYED FULL-TIME
- 2 EMPLOYED PART-TIME

COL. 12

COL. 13

G. 25 MOTHER TONGUE

- 1 ENGLISH
- 2 FRENCH
- 3 UKRAINIAN
- 4 GERMAN
- 5 PORTUGUESE
- 6 ITALIAN
- 7 OTHER EUROPEAN
- 8 CHINESE/JAPANESE/OTHER ASIAN
- 9 ALL OTHER
- 0 REFUSED

COL. 14, 17

G. 26 ANNUAL PRE-TAX INCOME OF HOUSEHOLD FOR 1983

- \$20,000 OR MORE: -
- 14-7 REFUSED
- 1 UNDER \$30,000
- OVER \$30,000: -
- 2 UNDER \$40,000
- 3 OVER \$40,000
- 8 REFUSED
- LESS THAN \$20,000: -
- 9 REFUSED
- 4 OVER \$12,000
- UNDER \$12,000: -
- 5 OVER \$7,000
- 6 UNDER \$7,000
- 0 REFUSED
- DON'T KNOW
- 17-1
- REFUSED
- 2

COL. 15

SEX

- 1 MALE
- 2 FEMALE

COL. 16

LANGUAGE OF QUESTIONNAIRE

- 1 ENGLISH
- 2 FRENCH

COL. 17

(SEE QUESTION 26--INCOME)

COL. 18/25

G. 19-A

PERCEIVED AMOUNT OF MONEY FEDERAL GOVERNMENT
HAS SPENT IN YOUR CITY IN PAST 3 YEARS TO
SUPPORT ARTS AND CULTURE

- 00000000 NONE
- 00000001 ONE DOLLAR
- 99999997 \$99,999,997 OR MORE
- 99999998 DON'T KNOW

COL. 26/75

(BLANK)

COL. 76/80

JOB NUMBER

ACTUAL MARGINALS

CB975

TOTAL	4573																
COL	&	-	0	1	2	3	4	5	6	7	8	9	BLNK	DEN1	DEN2	DEN3+	TOTAL
101	0	0	4572	1	0	0	0	0	0	0	0	0	0	4573	0	0	4573
	.0%	.0%	100.0%	.0%	.0%	.0%	.0%	.0%	.0%	.0%	.0%	.0%	.0%	100.0%	.0%	.0%	1.00
102	0	0	981	620	999	1000	973	0	0	0	0	0	0	4573	0	0	4573
	.0%	.0%	21.5%	13.6%	21.8%	21.9%	21.3%	.0%	.0%	.0%	.0%	.0%	.0%	100.0%	.0%	.0%	1.00
103	0	0	494	500	500	500	493	500	431	400	400	355	0	4573	0	0	4573
	.0%	.0%	10.8%	10.9%	10.9%	10.9%	10.8%	10.9%	9.4%	8.7%	8.7%	7.8%	.0%	100.0%	.0%	.0%	1.00
104	0	0	464	470	470	461	457	456	460	453	442	440	0	4573	0	0	4573
	.0%	.0%	10.1%	10.3%	10.3%	10.1%	10.0%	10.0%	10.1%	9.9%	9.7%	9.6%	.0%	100.0%	.0%	.0%	1.00
105	0	0	457	458	457	456	458	458	458	457	457	457	0	4573	0	0	4573
	.0%	.0%	10.0%	10.0%	10.0%	10.0%	10.0%	10.0%	10.0%	10.0%	10.0%	10.0%	.0%	100.0%	.0%	.0%	1.00
106	0	0	0	4573	0	0	0	0	0	0	0	0	0	4573	0	0	4573
	.0%	.0%	.0%	100.0%	.0%	.0%	.0%	.0%	.0%	.0%	.0%	.0%	.0%	100.0%	.0%	.0%	1.00
107	0	0	0	1423	957	900	327	423	269	274	0	0	0	4573	0	0	4573
	.0%	.0%	.0%	31.1%	20.9%	19.7%	7.2%	9.2%	5.9%	6.0%	.0%	.0%	.0%	100.0%	.0%	.0%	1.00
108	0	0	126	1101	977	526	462	398	423	200	119	241	0	4573	0	0	4573
	.0%	.0%	2.8%	24.1%	21.4%	11.5%	10.1%	8.7%	9.2%	4.4%	2.6%	5.3%	.0%	100.0%	.0%	.0%	1.00
109	0	0	0	1539	1493	1136	340	65	0	0	0	0	0	4573	0	0	4573
	.0%	.0%	.0%	33.7%	32.6%	24.8%	7.4%	1.4%	.0%	.0%	.0%	.0%	.0%	100.0%	.0%	.0%	1.00
110	0	0	0	4573	0	0	0	0	0	0	0	0	0	4573	0	0	4573
	.0%	.0%	.0%	100.0%	.0%	.0%	.0%	.0%	.0%	.0%	.0%	.0%	.0%	100.0%	.0%	.0%	1.00
111	0	0	3762	811	0	0	0	0	0	0	0	0	0	4573	0	0	4573
	.0%	.0%	82.3%	17.7%	.0%	.0%	.0%	.0%	.0%	.0%	.0%	.0%	.0%	100.0%	.0%	.0%	1.00
112	0	0	151	1415	380	880	385	300	327	125	262	348	0	4573	0	0	4573
	.0%	.0%	3.3%	30.9%	8.3%	19.2%	8.4%	6.6%	7.2%	2.7%	5.7%	7.6%	.0%	100.0%	.0%	.0%	1.00
113	0	0	111	600	1304	179	723	3	25	54	500	46	1028	3545	0	0	3545
	.0%	.0%	2.4%	13.1%	28.5%	3.9%	15.8%	.1%	.5%	1.2%	10.9%	1.0%	22.5%	77.5%	.0%	.0%	.78
114	0	0	0	26	910	89	0	3	0	0	0	0	3545	1028	0	0	1028
	.0%	.0%	.0%	.6%	19.9%	1.9%	.0%	.1%	.0%	.0%	.0%	.0%	77.3%	22.5%	.0%	.0%	.22
115	0	0	84	136	643	85	207	2	13	16	256	13	3118	1455	0	0	1455
	.0%	.0%	1.8%	3.0%	14.1%	1.9%	4.5%	.0%	.3%	.3%	5.6%	.3%	68.2%	31.8%	.0%	.0%	.32

CB975

TOTAL	4573																
COL	2	-	0	1	2	3	4	5	6	7	8	9	BLNK	DEN1	DEN2	DEN3+	TOTAL
116	0	0	0	12	454	35	21	6	0	0	0	0	4045	528	0	0	528
	.0%	.0%	.0%	.3%	9.9%	.8%	.5%	.1%	.0%	.0%	.0%	.0%	88.3%	11.3%	.0%	.0%	.12
117	0	0	62	20	422	21	77	3	7	3	64	6	3880	685	0	0	685
	.0%	.0%	1.4%	.4%	9.2%	.5%	1.7%	.1%	.2%	.1%	1.4%	.1%	85.0%	15.0%	.0%	.0%	.15
118	0	0	0	7	237	25	30	0	0	0	0	0	4274	299	0	0	299
	.0%	.0%	.0%	.2%	5.2%	.5%	.7%	.0%	.0%	.0%	.0%	.0%	93.3%	6.5%	.0%	.0%	.07
119	0	0	0	0	0	0	0	0	0	0	0	0	4573	0	0	0	0
	.0%	.0%	.0%	.0%	.0%	.0%	.0%	.0%	.0%	.0%	.0%	.0%	100.0%	.0%	.0%	.0%	.00
120	0	0	0	0	0	0	0	0	0	0	0	0	4573	0	0	0	0
	.0%	.0%	.0%	.0%	.0%	.0%	.0%	.0%	.0%	.0%	.0%	.0%	100.0%	.0%	.0%	.0%	.00
121	0	0	0	0	0	0	0	0	0	0	0	0	4573	0	0	0	0
	.0%	.0%	.0%	.0%	.0%	.0%	.0%	.0%	.0%	.0%	.0%	.0%	100.0%	.0%	.0%	.0%	.00
122	0	0	0	0	0	0	0	0	0	0	0	0	4573	0	0	0	0
	.0%	.0%	.0%	.0%	.0%	.0%	.0%	.0%	.0%	.0%	.0%	.0%	100.0%	.0%	.0%	.0%	.00
123	0	0	0	447	1169	283	190	0	0	0	0	2484	0	4573	0	0	4573
	.0%	.0%	.0%	9.8%	25.6%	6.2%	4.2%	.0%	.0%	.0%	.0%	54.3%	.0%	100.0%	.0%	.0%	1.00
124	0	0	0	1601	0	0	0	0	0	0	0	0	2972	1601	0	0	1601
	.0%	.0%	.0%	35.0%	.0%	.0%	.0%	.0%	.0%	.0%	.0%	.0%	65.0%	35.0%	.0%	.0%	.35
125	0	0	0	0	0	0	0	0	0	0	0	0	4573	0	0	0	0
	.0%	.0%	.0%	.0%	.0%	.0%	.0%	.0%	.0%	.0%	.0%	.0%	100.0%	.0%	.0%	.0%	.00
126	0	0	0	0	0	0	0	0	0	0	0	0	4573	0	0	0	0
	.0%	.0%	.0%	.0%	.0%	.0%	.0%	.0%	.0%	.0%	.0%	.0%	100.0%	.0%	.0%	.0%	.00
127	0	0	1572	21	2	1	1	2	0	0	0	2	2972	1601	0	0	1601
	.0%	.0%	34.4%	.5%	.0%	.0%	.0%	.0%	.0%	.0%	.0%	.0%	65.0%	35.0%	.0%	.0%	.35
128	0	0	995	302	176	67	21	13	18	5	2	2	2972	1601	0	0	1601
	.0%	.0%	21.8%	6.6%	3.8%	1.5%	.5%	.3%	.4%	.1%	.0%	.0%	65.0%	35.0%	.0%	.0%	.35
129	0	0	0	350	268	0	0	0	0	0	0	0	3955	618	0	0	618
	.0%	.0%	.0%	7.7%	5.9%	.0%	.0%	.0%	.0%	.0%	.0%	.0%	86.3%	13.5%	.0%	.0%	.14
130	0	0	0	149	201	0	0	0	0	0	0	0	4223	350	0	0	350
	.0%	.0%	.0%	3.3%	4.4%	.0%	.0%	.0%	.0%	.0%	.0%	.0%	92.3%	7.7%	.0%	.0%	.08

CB975

TOTAL	4573																
COL	&	-	0	1	2	3	4	5	6	7	8	9	BLNK	DEN1	DEN2	DEN3+	TOTAL
131	0	0	1572	18	5	1	1	2	0	0	0	2	2972	1601	0	0	1601
	.0%	.0%	34.4%	.4%	.1%	.0%	.0%	.0%	.0%	.0%	.0%	.0%	65.0%	35.0%	.0%	.0%	.35
132	0	0	1072	258	136	48	31	28	16	8	2	2	2972	1601	0	0	1601
	.0%	.0%	23.4%	5.6%	3.0%	1.0%	.7%	.6%	.3%	.2%	.0%	.0%	65.0%	35.0%	.0%	.0%	.35
133	0	0	0	312	229	0	0	0	0	0	0	0	4032	541	0	0	541
	.0%	.0%	.0%	6.8%	5.0%	.0%	.0%	.0%	.0%	.0%	.0%	.0%	88.2%	11.8%	.0%	.0%	.12
134	0	0	0	127	185	0	0	0	0	0	0	0	4261	312	0	0	312
	.0%	.0%	.0%	2.8%	4.0%	.0%	.0%	.0%	.0%	.0%	.0%	.0%	93.2%	6.8%	.0%	.0%	.07
135	0	0	1514	54	17	5	3	4	0	0	0	4	2972	1601	0	0	1601
	.0%	.0%	33.1%	1.2%	.4%	.1%	.1%	.1%	.0%	.0%	.0%	.1%	65.0%	35.0%	.0%	.0%	.35
136	0	0	932	237	169	100	51	57	28	11	11	5	2972	1601	0	0	1601
	.0%	.0%	20.4%	5.2%	3.7%	2.2%	1.1%	1.2%	.6%	.2%	.2%	.1%	65.0%	35.0%	.0%	.0%	.35
137	0	0	0	512	208	0	0	0	0	0	0	0	3855	720	0	0	720
	.0%	.0%	.0%	11.2%	4.5%	.0%	.0%	.0%	.0%	.0%	.0%	.0%	84.3%	15.7%	.0%	.0%	.16
138	0	0	0	195	317	0	0	0	0	0	0	0	4061	512	0	0	512
	.0%	.0%	.0%	4.3%	6.9%	.0%	.0%	.0%	.0%	.0%	.0%	.0%	88.5%	11.2%	.0%	.0%	.11
139	0	0	1579	17	2	2	0	0	0	0	0	1	2972	1601	0	0	1601
	.0%	.0%	34.5%	.4%	.0%	.0%	.0%	.0%	.0%	.0%	.0%	.0%	65.0%	35.0%	.0%	.0%	.35
140	0	0	1307	133	81	33	17	12	8	6	2	2	2972	1601	0	0	1601
	.0%	.0%	28.6%	2.9%	1.8%	.7%	.4%	.3%	.2%	.1%	.0%	.0%	65.0%	35.0%	.0%	.0%	.35
141	0	0	0	194	110	0	0	0	0	0	0	0	4269	304	0	0	304
	.0%	.0%	.0%	4.2%	2.4%	.0%	.0%	.0%	.0%	.0%	.0%	.0%	93.4%	6.6%	.0%	.0%	.07
142	0	0	0	88	106	0	0	0	0	0	0	0	4379	194	0	0	194
	.0%	.0%	.0%	1.9%	2.3%	.0%	.0%	.0%	.0%	.0%	.0%	.0%	95.8%	4.2%	.0%	.0%	.04
143	0	0	1585	12	1	2	0	0	0	0	0	1	2972	1601	0	0	1601
	.0%	.0%	34.7%	.3%	.0%	.0%	.0%	.0%	.0%	.0%	.0%	.0%	65.0%	35.0%	.0%	.0%	.35
144	0	0	1271	178	70	34	14	15	10	3	4	2	2972	1601	0	0	1601
	.0%	.0%	27.8%	3.9%	1.5%	.7%	.3%	.3%	.2%	.1%	.1%	.0%	65.0%	35.0%	.0%	.0%	.35
145	0	0	0	231	105	0	0	0	0	0	0	0	4237	336	0	0	336
	.0%	.0%	.0%	5.1%	2.3%	.0%	.0%	.0%	.0%	.0%	.0%	.0%	92.7%	7.3%	.0%	.0%	.07

CB975

TOTAL	4573																
COL	%	-	0	1	2	3	4	5	6	7	8	9	BLNK	DEN1	DEN2	DEN3+	TOTAL
146	0	0	0	84	147	0	0	0	0	0	0	0	4342	231	0	0	231
	.0%	.0%	.0%	1.8%	3.2%	.0%	.0%	.0%	.0%	.0%	.0%	.0%	94.9%	5.1%	.0%	.0%	.05
147	0	0	1572	21	3	2	0	0	1	0	0	2	2972	1601	0	0	1601
	.0%	.0%	34.4%	.5%	.1%	.0%	.0%	.0%	.0%	.0%	.0%	.0%	65.0%	35.0%	.0%	.0%	.35
148	0	0	997	258	151	61	50	36	27	9	9	3	2972	1601	0	0	1601
	.0%	.0%	21.8%	5.6%	3.3%	1.3%	1.1%	.8%	.6%	.2%	.2%	.1%	65.0%	35.0%	.0%	.0%	.35
149	0	0	0	474	143	0	0	0	0	0	0	0	3956	617	0	0	617
	.0%	.0%	.0%	10.4%	3.1%	.0%	.0%	.0%	.0%	.0%	.0%	.0%	86.3%	13.5%	.0%	.0%	.13
150	0	0	0	164	310	0	0	0	0	0	0	0	4099	474	0	0	474
	.0%	.0%	.0%	3.6%	6.8%	.0%	.0%	.0%	.0%	.0%	.0%	.0%	89.5%	10.4%	.0%	.0%	.10
151	0	0	1581	16	0	0	1	1	0	0	0	2	2972	1601	0	0	1601
	.0%	.0%	34.6%	.3%	.0%	.0%	.0%	.0%	.0%	.0%	.0%	.0%	65.0%	35.0%	.0%	.0%	.35
152	0	0	844	319	220	98	50	27	29	6	7	1	2972	1601	0	0	1601
	.0%	.0%	18.5%	7.0%	4.8%	2.1%	1.1%	.6%	.6%	.1%	.2%	.0%	65.0%	35.0%	.0%	.0%	.35
153	0	0	0	455	311	0	0	0	0	0	0	0	3807	766	0	0	766
	.0%	.0%	.0%	9.9%	6.8%	.0%	.0%	.0%	.0%	.0%	.0%	.0%	83.2%	16.8%	.0%	.0%	.17
154	0	0	0	147	308	0	0	0	0	0	0	0	4118	455	0	0	455
	.0%	.0%	.0%	3.2%	6.7%	.0%	.0%	.0%	.0%	.0%	.0%	.0%	90.1%	9.9%	.0%	.0%	.10
155	0	0	1175	162	91	30	19	70	5	2	1	46	2972	1601	0	0	1601
	.0%	.0%	25.7%	3.5%	2.0%	.7%	.4%	1.5%	.1%	.0%	.0%	1.0%	65.0%	35.0%	.0%	.0%	.35
156	0	0	880	107	226	74	88	77	60	63	21	5	2972	1601	0	0	1601
	.0%	.0%	19.2%	2.3%	4.9%	1.6%	1.9%	1.7%	1.3%	1.4%	.5%	.1%	65.0%	35.0%	.0%	.0%	.35
157	0	0	0	408	482	0	0	0	0	0	0	0	3683	890	0	0	890
	.0%	.0%	.0%	8.9%	10.5%	.0%	.0%	.0%	.0%	.0%	.0%	.0%	80.5%	19.5%	.0%	.0%	.19
158	0	0	0	90	318	0	0	0	0	0	0	0	4165	408	0	0	408
	.0%	.0%	.0%	2.0%	7.0%	.0%	.0%	.0%	.0%	.0%	.0%	.0%	91.1%	8.9%	.0%	.0%	.09
159	0	0	0	0	0	0	0	0	0	0	0	0	4573	0	0	0	0
	.0%	.0%	.0%	.0%	.0%	.0%	.0%	.0%	.0%	.0%	.0%	.0%	100.0%	.0%	.0%	.0%	.00
160	0	0	0	42	300	266	0	0	0	0	0	10	3956	618	0	0	618
	.0%	.0%	.0%	.9%	6.6%	5.8%	.0%	.0%	.0%	.0%	.0%	.2%	86.5%	13.5%	.0%	.0%	.14

CB975

TOTAL	4573																
COL	&	-	0	1	2	3	4	5	6	7	8	9	BLNK	DEN1	DEN2	DEN3+	TOTAL
161	0	0	0	44	314	168	0	0	0	0	0	15	4032	541	0	0	541
	.0%	.0%	.0%	1.0%	6.9%	3.7%	.0%	.0%	.0%	.0%	.0%	.3%	88.2%	11.8%	.0%	.0%	.12
162	0	0	0	64	434	203	0	0	0	0	0	19	3853	720	0	0	720
	.0%	.0%	.0%	1.4%	9.5%	4.4%	.0%	.0%	.0%	.0%	.0%	.4%	84.3%	15.7%	.0%	.0%	.16
163	0	0	0	20	205	73	0	0	0	0	0	6	4265	304	0	0	304
	.0%	.0%	.0%	.4%	4.5%	1.6%	.0%	.0%	.0%	.0%	.0%	.1%	93.4%	6.6%	.0%	.0%	.07
164	0	0	0	32	204	89	0	0	0	0	0	11	4237	336	0	0	336
	.0%	.0%	.0%	.7%	4.5%	1.9%	.0%	.0%	.0%	.0%	.0%	.2%	92.7%	7.3%	.0%	.0%	.07
165	0	0	0	40	406	155	0	0	0	0	0	16	3954	617	0	0	617
	.0%	.0%	.0%	.9%	8.9%	3.4%	.0%	.0%	.0%	.0%	.0%	.3%	86.3%	13.5%	.0%	.0%	.13
166	0	0	0	72	526	150	0	0	0	0	0	18	3807	766	0	0	766
	.0%	.0%	.0%	1.6%	11.5%	3.3%	.0%	.0%	.0%	.0%	.0%	.4%	83.2%	16.8%	.0%	.0%	.17
167	0	0	0	229	607	41	0	0	0	0	0	13	3680	890	0	0	890
	.0%	.0%	.0%	5.0%	13.3%	.9%	.0%	.0%	.0%	.0%	.0%	.3%	80.5%	19.5%	.0%	.0%	.19
168	0	0	0	0	0	0	0	0	0	0	0	0	4573	0	0	0	0
	.0%	.0%	.0%	.0%	.0%	.0%	.0%	.0%	.0%	.0%	.0%	.0%	100.0%	.0%	.0%	.0%	.00
169	0	0	0	0	0	0	0	0	0	0	0	0	4573	0	0	0	0
	.0%	.0%	.0%	.0%	.0%	.0%	.0%	.0%	.0%	.0%	.0%	.0%	100.0%	.0%	.0%	.0%	.00
170	0	0	0	0	0	0	0	0	0	0	0	0	4573	0	0	0	0
	.0%	.0%	.0%	.0%	.0%	.0%	.0%	.0%	.0%	.0%	.0%	.0%	100.0%	.0%	.0%	.0%	.00
171	0	0	0	0	0	0	0	0	0	0	0	0	4573	0	0	0	0
	.0%	.0%	.0%	.0%	.0%	.0%	.0%	.0%	.0%	.0%	.0%	.0%	100.0%	.0%	.0%	.0%	.00
172	0	0	0	0	0	0	0	0	0	0	0	0	4573	0	0	0	0
	.0%	.0%	.0%	.0%	.0%	.0%	.0%	.0%	.0%	.0%	.0%	.0%	100.0%	.0%	.0%	.0%	.00
173	0	0	0	0	0	0	0	0	0	0	0	0	4573	0	0	0	0
	.0%	.0%	.0%	.0%	.0%	.0%	.0%	.0%	.0%	.0%	.0%	.0%	100.0%	.0%	.0%	.0%	.00
174	0	0	0	0	0	0	0	0	0	0	0	0	4573	0	0	0	0
	.0%	.0%	.0%	.0%	.0%	.0%	.0%	.0%	.0%	.0%	.0%	.0%	100.0%	.0%	.0%	.0%	.00
175	0	0	0	0	0	0	0	0	0	0	0	0	4573	0	0	0	0
	.0%	.0%	.0%	.0%	.0%	.0%	.0%	.0%	.0%	.0%	.0%	.0%	100.0%	.0%	.0%	.0%	.00

TOTAL	4573																
COL	&	-	0	1	2	3	4	5	6	7	8	9	BLNK	DEN1	DEN2	DEN3+	TOTAL
176	4573	0	0	0	0	4573	0	0	0	0	0	0	0	0	4573	0	9146
	100.0%	.0%	.0%	.0%	.0%	100.0%	.0%	.0%	.0%	.0%	.0%	.0%	.0%	.0%	100.0%	.0%	2.00
177	0	0	0	0	0	0	0	0	0	0	4573	0	0	4573	0	0	4573
	.0%	.0%	.0%	.0%	.0%	.0%	.0%	.0%	.0%	.0%	100.0%	.0%	.0%	100.0%	.0%	.0%	1.00
178	0	0	0	0	0	0	0	0	0	0	0	4573	0	4573	0	0	4573
	.0%	.0%	.0%	.0%	.0%	.0%	.0%	.0%	.0%	.0%	.0%	100.0%	.0%	100.0%	.0%	.0%	1.00
179	0	0	0	0	0	0	0	0	0	0	4573	0	0	4573	0	0	4573
	.0%	.0%	.0%	.0%	.0%	.0%	.0%	.0%	.0%	.0%	100.0%	.0%	.0%	100.0%	.0%	.0%	1.00
180	0	0	0	0	0	0	0	4573	0	0	0	0	0	4573	0	0	4573
	.0%	.0%	.0%	.0%	.0%	.0%	.0%	100.0%	.0%	.0%	.0%	.0%	.0%	100.0%	.0%	.0%	1.00

C8975

TOTAL	4573																
COL	&	-	0	1	2	3	4	5	6	7	8	9	BLNK	DEN1	DEN2	DEN3+	TOTAL
201	0	0	1601	0	0	0	0	0	0	0	0	0	2972	1601	0	0	1601
	.0%	.0%	35.0%	.0%	.0%	.0%	.0%	.0%	.0%	.0%	.0%	.0%	65.0%	35.0%	.0%	.0%	.35
202	0	0	981	620	0	0	0	0	0	0	0	0	2972	1601	0	0	1601
	.0%	.0%	21.5%	13.6%	.0%	.0%	.0%	.0%	.0%	.0%	.0%	.0%	65.0%	35.0%	.0%	.0%	.35
203	0	0	195	200	200	200	193	200	131	100	100	82	2972	1601	0	0	1601
	.0%	.0%	4.3%	4.4%	4.4%	4.4%	4.2%	4.4%	2.9%	2.2%	2.2%	1.8%	65.0%	35.0%	.0%	.0%	.35
204	0	0	165	170	170	161	157	156	160	160	152	150	2972	1601	0	0	1601
	.0%	.0%	3.6%	3.7%	3.7%	3.5%	3.4%	3.4%	3.5%	3.5%	3.3%	3.3%	65.0%	35.0%	.0%	.0%	.35
205	0	0	160	160	159	159	161	161	161	160	160	160	2972	1601	0	0	1601
	.0%	.0%	3.5%	3.5%	3.5%	3.5%	3.5%	3.5%	3.5%	3.5%	3.5%	3.5%	65.0%	35.0%	.0%	.0%	.35
206	0	0	0	0	1601	0	0	0	0	0	0	0	2972	1601	0	0	1601
	.0%	.0%	.0%	.0%	35.0%	.0%	.0%	.0%	.0%	.0%	.0%	.0%	65.0%	35.0%	.0%	.0%	.35
207	0	0	0	329	1272	0	0	0	0	0	0	0	2972	1601	0	0	1601
	.0%	.0%	.0%	7.2%	27.8%	.0%	.0%	.0%	.0%	.0%	.0%	.0%	65.0%	35.0%	.0%	.0%	.35
208	0	0	249	37	12	1	1	0	0	0	0	29	4244	329	0	0	329
	.0%	.0%	5.4%	.8%	.3%	.0%	.0%	.0%	.0%	.0%	.0%	.6%	92.3%	7.2%	.0%	.0%	.07
209	0	0	98	42	58	25	27	16	10	30	12	11	4244	329	0	0	329
	.0%	.0%	2.1%	.9%	1.3%	.5%	.6%	.3%	.2%	.7%	.3%	.2%	92.3%	7.2%	.0%	.0%	.07
210	0	0	0	251	1350	0	0	0	0	0	0	0	2972	1601	0	0	1601
	.0%	.0%	.0%	5.5%	29.5%	.0%	.0%	.0%	.0%	.0%	.0%	.0%	65.0%	35.0%	.0%	.0%	.35
211	0	0	206	20	5	1	1	0	0	0	0	18	4322	251	0	0	251
	.0%	.0%	4.5%	.4%	.1%	.0%	.0%	.0%	.0%	.0%	.0%	.4%	94.3%	5.5%	.0%	.0%	.05
212	0	0	57	40	56	28	19	17	6	16	7	5	4322	251	0	0	251
	.0%	.0%	1.2%	.9%	1.2%	.6%	.4%	.4%	.1%	.3%	.2%	.1%	94.3%	5.5%	.0%	.0%	.05
213	0	0	0	278	1323	0	0	0	0	0	0	0	2972	1601	0	0	1601
	.0%	.0%	.0%	6.1%	28.9%	.0%	.0%	.0%	.0%	.0%	.0%	.0%	65.0%	35.0%	.0%	.0%	.35
214	0	0	235	17	4	2	3	0	0	1	0	16	4295	278	0	0	278
	.0%	.0%	5.1%	.4%	.1%	.0%	.1%	.0%	.0%	.0%	.0%	.3%	93.9%	6.1%	.0%	.0%	.06
215	0	0	114	30	39	19	21	16	13	12	3	11	4295	278	0	0	278
	.0%	.0%	2.5%	.7%	.9%	.4%	.5%	.3%	.3%	.3%	.1%	.2%	93.9%	6.1%	.0%	.0%	.06

TOTAL	4573															
COL	0	1	2	3	4	5	6	7	8	9	BLNK	DEN1	DEN2	DEN3+	TOTAL	
216	0	532	1069	0	0	0	0	0	0	0	2972	1601	0	0	1601	
	.0%	11.6%	23.4%	.0%	.0%	.0%	.0%	.0%	.0%	.0%	65.0%	35.0%	.0%	.0%	.35	
217	0	460	9	3	3	2	1	0	0	0	54	4041	532	0	532	
	.0%	10.1%	.2%	.1%	.1%	.0%	.0%	.0%	.0%	.0%	1.2%	88.4%	11.6%	.0%	.12	
218	0	247	89	69	25	19	12	10	33	7	21	4041	532	0	532	
	.0%	5.4%	1.9%	1.5%	.5%	.4%	.3%	.2%	.7%	.2%	.5%	88.4%	11.6%	.0%	.12	
219	0	218	1383	0	0	0	0	0	0	0	2972	1601	0	0	1601	
	.0%	4.8%	30.2%	.0%	.0%	.0%	.0%	.0%	.0%	.0%	65.0%	35.0%	.0%	.0%	.35	
220	0	199	4	4	3	1	0	0	0	0	7	4355	218	0	218	
	.0%	4.4%	.1%	.1%	.1%	.0%	.0%	.0%	.0%	.0%	.2%	95.2%	4.8%	.0%	.05	
221	0	97	14	28	28	18	10	7	5	3	8	4355	218	0	218	
	.0%	2.1%	.3%	.6%	.6%	.4%	.2%	.2%	.1%	.1%	.2%	95.2%	4.8%	.0%	.05	
222	0	61	1540	0	0	0	0	0	0	0	2972	1601	0	0	1601	
	.0%	1.3%	33.7%	.0%	.0%	.0%	.0%	.0%	.0%	.0%	65.0%	35.0%	.0%	.0%	.35	
223	0	52	4	1	0	1	0	0	0	0	3	4512	61	0	61	
	.0%	1.1%	.1%	.0%	.0%	.0%	.0%	.0%	.0%	.0%	.1%	98.7%	1.3%	.0%	.01	
224	0	38	5	5	4	1	3	0	2	2	1	4512	61	0	61	
	.0%	.8%	.1%	.1%	.1%	.0%	.1%	.0%	.0%	.0%	.0%	98.7%	1.3%	.0%	.01	
225	0	1535	66	0	0	0	0	0	0	0	2972	1601	0	0	1601	
	.0%	33.6%	1.4%	.0%	.0%	.0%	.0%	.0%	.0%	.0%	65.0%	35.0%	.0%	.0%	.35	
226	0	702	477	216	68	33	14	3	9	2	11	3038	1535	0	1535	
	.0%	15.4%	10.4%	4.7%	1.5%	.7%	.3%	.1%	.2%	.0%	.2%	66.4%	33.6%	.0%	.34	
227	0	430	89	174	101	209	236	103	75	100	18	3038	1535	0	1535	
	.0%	9.4%	1.9%	3.8%	2.2%	4.6%	5.2%	2.3%	1.6%	2.2%	.4%	66.4%	33.6%	.0%	.34	
228	0	137	1464	0	0	0	0	0	0	0	2972	1601	0	0	1601	
	.0%	3.0%	32.0%	.0%	.0%	.0%	.0%	.0%	.0%	.0%	65.0%	35.0%	.0%	.0%	.35	
229	0	27	9	74	6	10	8	2	1	0	4434	137	0	0	137	
	.0%	.6%	.2%	1.6%	.1%	.2%	.2%	.0%	.0%	.0%	97.0%	3.0%	.0%	.0%	.03	
230	0	376	264	290	425	146	52	30	18	0	2972	1601	0	0	1601	
	.0%	8.2%	5.8%	6.3%	9.3%	3.2%	1.1%	.7%	.4%	.0%	65.0%	35.0%	.0%	.0%	.35	

C8975

TOTAL	4573															TOTAL	
COL	&	-	0	1	2	3	4	5	6	7	8	9	BLNK	DEN1	DEN2	DEN3+	TOTAL
231	0	0	0	475	1120	0	0	0	0	0	5	1	2972	1601	0	0	1601
	.0%	.0%	.0%	10.4%	24.5%	.0%	.0%	.0%	.0%	.0%	.1%	.0%	65.0%	35.0%	.0%	.0%	.35
232	0	0	520	326	225	102	52	149	42	75	38	72	2972	1601	0	0	1601
	.0%	.0%	11.4%	7.1%	4.9%	2.2%	1.1%	3.3%	.9%	1.6%	.8%	1.6%	65.0%	35.0%	.0%	.0%	.35
233	0	0	976	57	65	27	6	412	5	15	33	5	2972	1601	0	0	1601
	.0%	.0%	21.3%	1.2%	1.4%	.6%	.1%	9.0%	.1%	.3%	.7%	.1%	65.0%	35.0%	.0%	.0%	.35
234	0	0	0	458	1059	0	0	0	0	0	84	0	2972	1601	0	0	1601
	.0%	.0%	.0%	10.0%	23.2%	.0%	.0%	.0%	.0%	.0%	1.8%	.0%	65.0%	35.0%	.0%	.0%	.35
235	0	0	186	159	85	6	0	0	0	0	0	22	4115	458	0	0	458
	.0%	.0%	4.1%	3.5%	1.9%	.1%	.0%	.0%	.0%	.0%	.0%	.5%	90.0%	10.0%	.0%	.0%	.10
236	0	0	7	69	84	42	37	29	71	36	70	13	4115	458	0	0	458
	.0%	.0%	.2%	1.5%	1.8%	.9%	.8%	.6%	1.6%	.8%	1.5%	.3%	90.0%	10.0%	.0%	.0%	.10
237	0	0	0	167	245	0	0	0	0	0	6	18	4137	436	0	0	436
	.0%	.0%	.0%	3.7%	5.4%	.0%	.0%	.0%	.0%	.0%	.1%	.4%	90.3%	9.5%	.0%	.0%	.10
238	0	0	43	36	15	2	0	0	0	0	0	362	4115	458	0	0	458
	.0%	.0%	.9%	.8%	.3%	.0%	.0%	.0%	.0%	.0%	.0%	7.9%	90.0%	10.0%	.0%	.0%	.10
239	0	0	4	19	15	12	6	6	11	11	8	366	4115	458	0	0	458
	.0%	.0%	.1%	.4%	.3%	.3%	.1%	.1%	.2%	.2%	.2%	8.0%	90.0%	10.0%	.0%	.0%	.10
240	0	0	0	36	56	0	0	0	0	0	1	3	4477	96	0	0	96
	.0%	.0%	.0%	.8%	1.2%	.0%	.0%	.0%	.0%	.0%	.0%	.1%	97.9%	2.1%	.0%	.0%	.02
241	0	0	8	8	0	0	0	0	0	0	0	442	4115	458	0	0	458
	.0%	.0%	.2%	.2%	.0%	.0%	.0%	.0%	.0%	.0%	.0%	9.7%	90.0%	10.0%	.0%	.0%	.10
242	0	0	1	4	5	2	1	0	2	0	0	443	4115	458	0	0	458
	.0%	.0%	.0%	.1%	.1%	.0%	.0%	.0%	.0%	.0%	.0%	9.7%	90.0%	10.0%	.0%	.0%	.10
243	0	0	0	5	11	0	0	0	0	0	0	0	4537	16	0	0	16
	.0%	.0%	.0%	.1%	.2%	.0%	.0%	.0%	.0%	.0%	.0%	.0%	99.7%	.3%	.0%	.0%	.00
244	0	0	0	395	1119	0	0	0	0	0	87	0	2972	1601	0	0	1601
	.0%	.0%	.0%	8.6%	24.5%	.0%	.0%	.0%	.0%	.0%	1.9%	.0%	65.0%	35.0%	.0%	.0%	.35
245	0	0	188	107	67	2	0	0	0	0	0	31	4178	395	0	0	395
	.0%	.0%	4.1%	2.3%	1.5%	.0%	.0%	.0%	.0%	.0%	.0%	.7%	91.4%	8.6%	.0%	.0%	.09

CB975

TOTAL	4573																
COL	2	-	0	1	2	3	4	5	6	7	8	9	BLNK	DEN1	DEN2	DEN3+	TOTAL
246	0	0	8	98	63	27	35	29	41	23	61	10	4178	395	0	0	395
	.0%	.0%	.2%	2.1%	1.4%	.6%	.8%	.6%	.9%	.5%	1.3%	.2%	91.4%	8.6%	.0%	.0%	.09
247	0	0	0	129	211	0	0	0	0	0	6	18	4209	364	0	0	364
	.0%	.0%	.0%	2.8%	4.6%	.0%	.0%	.0%	.0%	.0%	.1%	.4%	92.0%	8.0%	.0%	.0%	.08
248	0	0	44	21	6	0	0	0	0	0	0	324	4178	395	0	0	395
	.0%	.0%	1.0%	.5%	.1%	.0%	.0%	.0%	.0%	.0%	.0%	7.1%	91.4%	8.6%	.0%	.0%	.09
249	0	0	2	14	12	9	8	8	3	7	5	327	4178	395	0	0	395
	.0%	.0%	.0%	.3%	.3%	.2%	.2%	.2%	.1%	.2%	.1%	7.2%	91.4%	8.6%	.0%	.0%	.09
250	0	0	0	23	46	0	0	0	0	0	0	2	4502	71	0	0	71
	.0%	.0%	.0%	.5%	1.0%	.0%	.0%	.0%	.0%	.0%	.0%	.0%	98.4%	1.6%	.0%	.0%	.02
251	0	0	8	3	0	0	0	0	0	0	0	384	4178	395	0	0	395
	.0%	.0%	.2%	.1%	.0%	.0%	.0%	.0%	.0%	.0%	.0%	8.4%	91.4%	8.6%	.0%	.0%	.09
252	0	0	0	3	1	1	2	1	1	2	0	384	4178	395	0	0	395
	.0%	.0%	.0%	.1%	.0%	.0%	.0%	.0%	.0%	.0%	.0%	8.4%	91.4%	8.6%	.0%	.0%	.09
253	0	0	0	1	10	0	0	0	0	0	0	0	4562	11	0	0	11
	.0%	.0%	.0%	.0%	.2%	.0%	.0%	.0%	.0%	.0%	.0%	.0%	99.3%	.2%	.0%	.0%	.00
254	0	0	0	89	91	179	636	286	150	118	52	0	2972	1601	0	0	1601
	.0%	.0%	.0%	1.9%	2.0%	3.9%	13.9%	6.3%	3.3%	2.6%	1.1%	.0%	65.0%	35.0%	.0%	.0%	.35
255	0	0	0	45	34	63	254	323	300	573	9	0	2972	1601	0	0	1601
	.0%	.0%	.0%	1.0%	.7%	1.4%	5.6%	7.1%	6.6%	12.5%	.2%	.0%	65.0%	35.0%	.0%	.0%	.35
256	0	0	0	47	40	69	308	351	294	482	10	0	2972	1601	0	0	1601
	.0%	.0%	.0%	1.0%	.9%	1.5%	6.7%	7.7%	6.4%	10.5%	.2%	.0%	65.0%	35.0%	.0%	.0%	.35
257	0	0	0	71	57	79	300	307	255	524	8	0	2972	1601	0	0	1601
	.0%	.0%	.0%	1.6%	1.2%	1.7%	6.6%	6.7%	5.6%	11.5%	.2%	.0%	65.0%	35.0%	.0%	.0%	.35
258	0	0	0	117	79	114	358	326	215	381	10	1	2972	1601	0	0	1601
	.0%	.0%	.0%	2.6%	1.7%	2.5%	7.8%	7.1%	4.7%	8.3%	.2%	.0%	65.0%	35.0%	.0%	.0%	.35
259	0	0	0	108	84	133	390	340	193	344	8	1	2972	1601	0	0	1601
	.0%	.0%	.0%	2.4%	1.8%	2.9%	8.5%	7.4%	4.2%	7.5%	.2%	.0%	65.0%	35.0%	.0%	.0%	.35
260	0	0	0	120	54	98	304	334	277	398	13	3	2972	1601	0	0	1601
	.0%	.0%	.0%	2.6%	1.2%	2.1%	6.6%	7.3%	6.1%	8.7%	.3%	.1%	65.0%	35.0%	.0%	.0%	.35

CB975

TOTAL	4573																
COL	&	-	0	1	2	3	4	5	6	7	8	9	BLNK	DEN1	DEN2	DEN3+	TOTAL
261	0	0	0	245	151	146	372	231	182	255	16	3	2972	1601	0	0	1601
	.0%	.0%	.0%	5.4%	3.3%	3.2%	8.1%	5.1%	4.0%	5.6%	.3%	.1%	65.0%	35.0%	.0%	.0%	.35
262	0	0	0	249	123	147	352	277	187	251	12	3	2972	1601	0	0	1601
	.0%	.0%	.0%	5.4%	2.7%	3.2%	7.7%	6.1%	4.1%	5.5%	.3%	.1%	65.0%	35.0%	.0%	.0%	.35
263	0	0	0	148	67	95	300	306	291	379	12	3	2972	1601	0	0	1601
	.0%	.0%	.0%	3.2%	1.5%	2.1%	6.6%	6.7%	6.4%	8.3%	.3%	.1%	65.0%	35.0%	.0%	.0%	.35
264	0	0	0	268	127	146	400	267	173	200	17	3	2972	1601	0	0	1601
	.0%	.0%	.0%	5.9%	2.8%	3.2%	8.7%	5.8%	3.8%	4.4%	.4%	.1%	65.0%	35.0%	.0%	.0%	.35
265	0	0	0	196	1405	0	0	0	0	0	0	0	2972	1601	0	0	1601
	.0%	.0%	.0%	4.3%	30.7%	.0%	.0%	.0%	.0%	.0%	.0%	.0%	65.0%	35.0%	.0%	.0%	.35
266	0	0	0	6	1595	0	0	0	0	0	0	0	2972	1601	0	0	1601
	.0%	.0%	.0%	.1%	34.9%	.0%	.0%	.0%	.0%	.0%	.0%	.0%	65.0%	35.0%	.0%	.0%	.35
267	0	0	0	74	1527	0	0	0	0	0	0	0	2972	1601	0	0	1601
	.0%	.0%	.0%	1.6%	33.4%	.0%	.0%	.0%	.0%	.0%	.0%	.0%	65.0%	35.0%	.0%	.0%	.35
268	0	0	0	80	1521	0	0	0	0	0	0	0	2972	1601	0	0	1601
	.0%	.0%	.0%	1.7%	33.3%	.0%	.0%	.0%	.0%	.0%	.0%	.0%	65.0%	35.0%	.0%	.0%	.35
269	0	0	0	23	1578	0	0	0	0	0	0	0	2972	1601	0	0	1601
	.0%	.0%	.0%	.5%	34.5%	.0%	.0%	.0%	.0%	.0%	.0%	.0%	65.0%	35.0%	.0%	.0%	.35
270	0	0	0	86	1515	0	0	0	0	0	0	0	2972	1601	0	0	1601
	.0%	.0%	.0%	1.9%	33.1%	.0%	.0%	.0%	.0%	.0%	.0%	.0%	65.0%	35.0%	.0%	.0%	.35
271	0	0	0	21	1580	0	0	0	0	0	0	0	2972	1601	0	0	1601
	.0%	.0%	.0%	.5%	34.6%	.0%	.0%	.0%	.0%	.0%	.0%	.0%	65.0%	35.0%	.0%	.0%	.35
272	0	0	0	93	1508	0	0	0	0	0	0	0	2972	1601	0	0	1601
	.0%	.0%	.0%	2.0%	33.0%	.0%	.0%	.0%	.0%	.0%	.0%	.0%	65.0%	35.0%	.0%	.0%	.35
273	0	0	0	41	1560	0	0	0	0	0	0	0	2972	1601	0	0	1601
	.0%	.0%	.0%	.9%	34.1%	.0%	.0%	.0%	.0%	.0%	.0%	.0%	65.0%	35.0%	.0%	.0%	.35
274	0	0	0	0	0	0	0	0	0	0	0	0	4573	0	0	0	0
	.0%	.0%	.0%	.0%	.0%	.0%	.0%	.0%	.0%	.0%	.0%	.0%	100.0%	.0%	.0%	.0%	.00
275	0	0	0	0	0	0	0	0	0	0	0	0	4573	0	0	0	0
	.0%	.0%	.0%	.0%	.0%	.0%	.0%	.0%	.0%	.0%	.0%	.0%	100.0%	.0%	.0%	.0%	.00

C8975

TOTAL	4573																
COL	&	-	0	1	2	3	4	5	6	7	8	9	BLNK	DEN1	DEN2	DEN3+	TOTAL
276	1601 35.0%	0 .0%	0 .0%	0 .0%	0 .0%	1601 35.0%	0 .0%	0 .0%	0 .0%	0 .0%	0 .0%	0 .0%	2972 65.0%	0 .0%	1601 35.0%	0 .0%	3202 .70
277	0 .0%	0 .0%	0 .0%	0 .0%	0 .0%	0 .0%	0 .0%	0 .0%	0 .0%	0 .0%	1601 35.0%	0 .0%	2972 65.0%	1601 35.0%	0 .0%	0 .0%	1601 .35
278	0 .0%	0 .0%	0 .0%	0 .0%	0 .0%	0 .0%	0 .0%	0 .0%	0 .0%	0 .0%	0 .0%	1601 35.0%	2972 65.0%	1601 35.0%	0 .0%	0 .0%	1601 .35
279	0 .0%	0 .0%	0 .0%	0 .0%	0 .0%	0 .0%	0 .0%	0 .0%	0 .0%	1601 35.0%	0 .0%	0 .0%	2972 65.0%	1601 35.0%	0 .0%	0 .0%	1601 .35
280	0 .0%	0 .0%	0 .0%	0 .0%	0 .0%	0 .0%	0 .0%	1601 35.0%	0 .0%	0 .0%	0 .0%	0 .0%	2972 65.0%	1601 35.0%	0 .0%	0 .0%	1601 .35

C8975

TOTAL	4573																
COL	&	-	0	1	2	3	4	5	6	7	8	9	BLNK	DEN1	DEN2	DEN3+	TOTAL
301	0	0	1601	0	0	0	0	0	0	0	0	0	2972	1601	0	0	1601
	.0%	.0%	35.0%	.0%	.0%	.0%	.0%	.0%	.0%	.0%	.0%	.0%	65.0%	35.0%	.0%	.0%	.35
302	0	0	981	620	0	0	0	0	0	0	0	0	2972	1601	0	0	1601
	.0%	.0%	21.5%	13.6%	.0%	.0%	.0%	.0%	.0%	.0%	.0%	.0%	65.0%	35.0%	.0%	.0%	.35
303	0	0	193	200	200	200	193	200	131	100	100	82	2972	1601	0	0	1601
	.0%	.0%	4.3%	4.4%	4.4%	4.4%	4.2%	4.4%	2.9%	2.2%	2.2%	1.8%	65.0%	35.0%	.0%	.0%	.35
304	0	0	165	170	170	161	157	156	160	160	152	150	2972	1601	0	0	1601
	.0%	.0%	3.6%	3.7%	3.7%	3.5%	3.4%	3.4%	3.5%	3.5%	3.3%	3.3%	65.0%	35.0%	.0%	.0%	.35
305	0	0	160	160	159	159	161	161	161	160	160	160	2972	1601	0	0	1601
	.0%	.0%	3.5%	3.5%	3.5%	3.5%	3.5%	3.5%	3.5%	3.5%	3.5%	3.5%	65.0%	35.0%	.0%	.0%	.35
306	0	0	0	0	0	1601	0	0	0	0	0	0	2972	1601	0	0	1601
	.0%	.0%	.0%	.0%	.0%	35.0%	.0%	.0%	.0%	.0%	.0%	.0%	65.0%	35.0%	.0%	.0%	.35
307	0	0	0	113	100	142	384	280	224	351	7	0	2972	1601	0	0	1601
	.0%	.0%	.0%	2.5%	2.2%	3.1%	8.4%	6.1%	4.9%	7.7%	.2%	.0%	65.0%	35.0%	.0%	.0%	.35
308	0	0	0	116	74	104	454	271	216	357	9	0	2972	1601	0	0	1601
	.0%	.0%	.0%	2.5%	1.6%	2.3%	9.9%	5.9%	4.7%	7.8%	.2%	.0%	65.0%	35.0%	.0%	.0%	.35
309	0	0	0	138	98	115	470	273	209	283	15	0	2972	1601	0	0	1601
	.0%	.0%	.0%	3.0%	2.1%	2.5%	10.3%	6.0%	4.6%	6.2%	.3%	.0%	65.0%	35.0%	.0%	.0%	.35
310	0	0	0	268	157	150	441	163	135	257	30	0	2972	1601	0	0	1601
	.0%	.0%	.0%	5.9%	3.4%	3.3%	9.6%	3.6%	3.0%	5.6%	.7%	.0%	65.0%	35.0%	.0%	.0%	.35
311	0	0	0	132	90	146	467	291	194	275	6	0	2972	1601	0	0	1601
	.0%	.0%	.0%	2.9%	2.0%	3.2%	10.2%	6.4%	4.2%	6.0%	.1%	.0%	65.0%	35.0%	.0%	.0%	.35
312	0	0	0	275	195	181	455	170	130	162	33	0	2972	1601	0	0	1601
	.0%	.0%	.0%	6.0%	4.3%	4.0%	9.9%	3.7%	2.8%	3.5%	.7%	.0%	65.0%	35.0%	.0%	.0%	.35
313	0	0	0	181	130	169	591	199	128	138	64	1	2972	1601	0	0	1601
	.0%	.0%	.0%	4.0%	2.8%	3.7%	12.9%	4.4%	2.8%	3.0%	1.4%	.0%	65.0%	35.0%	.0%	.0%	.35
314	0	0	0	296	185	131	283	188	188	314	14	2	2972	1601	0	0	1601
	.0%	.0%	.0%	6.5%	4.0%	2.9%	6.2%	4.1%	4.1%	6.9%	.3%	.0%	65.0%	35.0%	.0%	.0%	.35
315	0	0	0	29	20	42	206	190	324	784	4	2	2972	1601	0	0	1601
	.0%	.0%	.0%	.6%	.4%	.9%	4.5%	4.2%	7.1%	17.1%	.1%	.0%	65.0%	35.0%	.0%	.0%	.35

TOTAL	4573																
COL	&	-	0	1	2	3	4	5	6	7	8	9	BLNK	DEN1	DEN2	DEN3+	TOTAL
316	0	0	0	246	187	176	309	188	191	283	20	1	2972	1601	0	0	1601
	.0%	.0%	.0%	5.4%	4.1%	3.8%	6.8%	4.1%	4.2%	6.2%	.4%	.0%	65.0%	35.0%	.0%	.0%	.35
317	0	0	0	128	108	90	346	275	257	391	5	1	2972	1601	0	0	1601
	.0%	.0%	.0%	2.8%	2.4%	2.0%	7.6%	6.0%	5.6%	8.6%	.1%	.0%	65.0%	35.0%	.0%	.0%	.35
318	0	0	0	0	0	0	0	0	0	0	0	0	4573	0	0	0	0
	.0%	.0%	.0%	.0%	.0%	.0%	.0%	.0%	.0%	.0%	.0%	.0%	100.0%	.0%	.0%	.0%	.00
319	0	0	0	0	0	0	0	0	0	0	0	0	4573	0	0	0	0
	.0%	.0%	.0%	.0%	.0%	.0%	.0%	.0%	.0%	.0%	.0%	.0%	100.0%	.0%	.0%	.0%	.00
320	0	0	0	0	0	0	0	0	0	0	0	0	4573	0	0	0	0
	.0%	.0%	.0%	.0%	.0%	.0%	.0%	.0%	.0%	.0%	.0%	.0%	100.0%	.0%	.0%	.0%	.00
321	0	0	0	0	0	0	0	0	0	0	0	0	4573	0	0	0	0
	.0%	.0%	.0%	.0%	.0%	.0%	.0%	.0%	.0%	.0%	.0%	.0%	100.0%	.0%	.0%	.0%	.00
322	0	0	0	0	0	0	0	0	0	0	0	0	4573	0	0	0	0
	.0%	.0%	.0%	.0%	.0%	.0%	.0%	.0%	.0%	.0%	.0%	.0%	100.0%	.0%	.0%	.0%	.00
323	0	0	0	0	0	0	0	0	0	0	0	0	4573	0	0	0	0
	.0%	.0%	.0%	.0%	.0%	.0%	.0%	.0%	.0%	.0%	.0%	.0%	100.0%	.0%	.0%	.0%	.00
324	0	0	826	17	50	248	341	99	0	0	20	0	2972	1601	0	0	1601
	.0%	.0%	18.1%	.4%	1.1%	5.4%	7.5%	2.2%	.0%	.0%	.4%	.0%	65.0%	35.0%	.0%	.0%	.35
325	0	0	0	839	761	1	0	0	0	0	0	0	2972	1601	0	0	1601
	.0%	.0%	.0%	18.3%	16.6%	.0%	.0%	.0%	.0%	.0%	.0%	.0%	65.0%	35.0%	.0%	.0%	.35
326	0	0	0	658	163	18	0	0	0	0	0	0	3734	839	0	0	839
	.0%	.0%	.0%	14.4%	3.6%	.4%	.0%	.0%	.0%	.0%	.0%	.0%	81.7%	18.3%	.0%	.0%	.18
327	0	0	0	779	40	20	0	0	0	0	0	0	3734	839	0	0	839
	.0%	.0%	.0%	17.0%	.9%	.4%	.0%	.0%	.0%	.0%	.0%	.0%	81.7%	18.3%	.0%	.0%	.18
328	0	0	0	916	684	1	0	0	0	0	0	0	2972	1601	0	0	1601
	.0%	.0%	.0%	20.0%	15.0%	.0%	.0%	.0%	.0%	.0%	.0%	.0%	65.0%	35.0%	.0%	.0%	.35
329	0	0	0	630	260	26	0	0	0	0	0	0	3657	916	0	0	916
	.0%	.0%	.0%	13.8%	5.7%	.6%	.0%	.0%	.0%	.0%	.0%	.0%	80.0%	20.0%	.0%	.0%	.20
330	0	0	0	759	101	56	0	0	0	0	0	0	3657	916	0	0	916
	.0%	.0%	.0%	16.6%	2.2%	1.2%	.0%	.0%	.0%	.0%	.0%	.0%	80.0%	20.0%	.0%	.0%	.20

CB975

TOTAL	4573																
COL	&	-	0	1	2	3	4	5	6	7	8	9	BLNK	DEN1	DEN2	DEN3+	TOTAL
331	0	0	0	393	1206	2	0	0	0	0	0	0	2972	1601	0	0	1601
	.0%	.0%	.0%	8.6%	26.4%	.0%	.0%	.0%	.0%	.0%	.0%	.0%	65.0%	35.0%	.0%	.0%	.35
332	0	0	0	168	202	23	0	0	0	0	0	0	4180	393	0	0	393
	.0%	.0%	.0%	3.7%	4.4%	.5%	.0%	.0%	.0%	.0%	.0%	.0%	91.4%	8.6%	.0%	.0%	.09
333	0	0	0	268	88	37	0	0	0	0	0	0	4180	393	0	0	393
	.0%	.0%	.0%	5.9%	1.9%	.8%	.0%	.0%	.0%	.0%	.0%	.0%	91.4%	8.6%	.0%	.0%	.09
334	0	0	0	1322	278	1	0	0	0	0	0	0	2972	1601	0	0	1601
	.0%	.0%	.0%	28.9%	6.1%	.0%	.0%	.0%	.0%	.0%	.0%	.0%	65.0%	35.0%	.0%	.0%	.35
335	0	0	0	1103	191	28	0	0	0	0	0	0	3251	1322	0	0	1322
	.0%	.0%	.0%	24.1%	4.2%	.6%	.0%	.0%	.0%	.0%	.0%	.0%	71.1%	28.9%	.0%	.0%	.29
336	0	0	0	857	402	63	0	0	0	0	0	0	3251	1322	0	0	1322
	.0%	.0%	.0%	18.7%	8.8%	1.4%	.0%	.0%	.0%	.0%	.0%	.0%	71.1%	28.9%	.0%	.0%	.29
337	0	0	0	1137	463	1	0	0	0	0	0	0	2972	1601	0	0	1601
	.0%	.0%	.0%	24.9%	10.1%	.0%	.0%	.0%	.0%	.0%	.0%	.0%	65.0%	35.0%	.0%	.0%	.35
338	0	0	0	897	204	36	0	0	0	0	0	0	3436	1137	0	0	1137
	.0%	.0%	.0%	19.6%	4.5%	.8%	.0%	.0%	.0%	.0%	.0%	.0%	75.1%	24.9%	.0%	.0%	.25
339	0	0	0	988	123	26	0	0	0	0	0	0	3436	1137	0	0	1137
	.0%	.0%	.0%	21.6%	2.7%	.6%	.0%	.0%	.0%	.0%	.0%	.0%	75.1%	24.9%	.0%	.0%	.25
340	0	0	0	1088	512	1	0	0	0	0	0	0	2972	1601	0	0	1601
	.0%	.0%	.0%	23.8%	11.2%	.0%	.0%	.0%	.0%	.0%	.0%	.0%	65.0%	35.0%	.0%	.0%	.35
341	0	0	0	798	249	41	0	0	0	0	0	0	3485	1088	0	0	1088
	.0%	.0%	.0%	17.5%	5.4%	.9%	.0%	.0%	.0%	.0%	.0%	.0%	76.2%	23.8%	.0%	.0%	.24
342	0	0	0	960	86	42	0	0	0	0	0	0	3485	1088	0	0	1088
	.0%	.0%	.0%	21.0%	1.9%	.9%	.0%	.0%	.0%	.0%	.0%	.0%	76.2%	23.8%	.0%	.0%	.24
343	0	0	0	762	838	1	0	0	0	0	0	0	2972	1601	0	0	1601
	.0%	.0%	.0%	16.7%	18.3%	.0%	.0%	.0%	.0%	.0%	.0%	.0%	65.0%	35.0%	.0%	.0%	.35
344	0	0	0	543	186	33	0	0	0	0	0	0	3811	762	0	0	762
	.0%	.0%	.0%	11.9%	4.1%	.7%	.0%	.0%	.0%	.0%	.0%	.0%	83.3%	16.7%	.0%	.0%	.17
345	0	0	0	624	95	43	0	0	0	0	0	0	3811	762	0	0	762
	.0%	.0%	.0%	13.6%	2.1%	.9%	.0%	.0%	.0%	.0%	.0%	.0%	83.3%	16.7%	.0%	.0%	.17

TOTAL	4573																
COL	2	-	0	1	2	3	4	5	6	7	8	9	BLNK	DEN1	DEN2	DEN3+	TOTAL
346	0	0	0	969	631	1	0	0	0	0	0	0	2972	1601	0	0	1601
	.0%	.0%	.0%	21.2%	13.8%	.0%	.0%	.0%	.0%	.0%	.0%	.0%	65.0%	35.0%	.0%	.0%	.35
347	0	0	0	723	210	36	0	0	0	0	0	0	3604	969	0	0	969
	.0%	.0%	.0%	15.8%	4.6%	.8%	.0%	.0%	.0%	.0%	.0%	.0%	78.9%	21.2%	.0%	.0%	.21
348	0	0	0	551	350	68	0	0	0	0	0	0	3604	969	0	0	969
	.0%	.0%	.0%	12.0%	7.7%	1.5%	.0%	.0%	.0%	.0%	.0%	.0%	78.9%	21.2%	.0%	.0%	.21
349	0	0	0	461	1138	2	0	0	0	0	0	0	2972	1601	0	0	1601
	.0%	.0%	.0%	10.1%	24.9%	.0%	.0%	.0%	.0%	.0%	.0%	.0%	65.0%	35.0%	.0%	.0%	.35
350	0	0	0	357	96	8	0	0	0	0	0	0	4112	461	0	0	461
	.0%	.0%	.0%	7.8%	2.1%	.2%	.0%	.0%	.0%	.0%	.0%	.0%	89.9%	10.1%	.0%	.0%	.10
351	0	0	0	373	72	16	0	0	0	0	0	0	4112	461	0	0	461
	.0%	.0%	.0%	8.2%	1.6%	.3%	.0%	.0%	.0%	.0%	.0%	.0%	89.9%	10.1%	.0%	.0%	.10
352	0	0	0	843	757	1	0	0	0	0	0	0	2972	1601	0	0	1601
	.0%	.0%	.0%	18.4%	16.6%	.0%	.0%	.0%	.0%	.0%	.0%	.0%	65.0%	35.0%	.0%	.0%	.35
353	0	0	0	404	410	29	0	0	0	0	0	0	3730	843	0	0	843
	.0%	.0%	.0%	8.8%	9.0%	.6%	.0%	.0%	.0%	.0%	.0%	.0%	81.5%	18.4%	.0%	.0%	.18
354	0	0	0	586	194	63	0	0	0	0	0	0	3730	843	0	0	843
	.0%	.0%	.0%	12.8%	4.2%	1.4%	.0%	.0%	.0%	.0%	.0%	.0%	81.5%	18.4%	.0%	.0%	.18
355	0	0	0	739	861	1	0	0	0	0	0	0	2972	1601	0	0	1601
	.0%	.0%	.0%	16.2%	18.8%	.0%	.0%	.0%	.0%	.0%	.0%	.0%	65.0%	35.0%	.0%	.0%	.35
356	0	0	0	483	220	36	0	0	0	0	0	0	3834	739	0	0	739
	.0%	.0%	.0%	10.6%	4.8%	.8%	.0%	.0%	.0%	.0%	.0%	.0%	83.8%	16.2%	.0%	.0%	.16
357	0	0	0	553	140	46	0	0	0	0	0	0	3834	739	0	0	739
	.0%	.0%	.0%	12.1%	3.1%	1.0%	.0%	.0%	.0%	.0%	.0%	.0%	83.8%	16.2%	.0%	.0%	.16
358	0	0	0	968	632	1	0	0	0	0	0	0	2972	1601	0	0	1601
	.0%	.0%	.0%	21.2%	13.8%	.0%	.0%	.0%	.0%	.0%	.0%	.0%	65.0%	35.0%	.0%	.0%	.35
359	0	0	0	830	119	19	0	0	0	0	0	0	3605	968	0	0	968
	.0%	.0%	.0%	18.2%	2.6%	.4%	.0%	.0%	.0%	.0%	.0%	.0%	78.9%	21.2%	.0%	.0%	.21
360	0	0	0	901	49	18	0	0	0	0	0	0	3605	968	0	0	968
	.0%	.0%	.0%	19.7%	1.1%	.4%	.0%	.0%	.0%	.0%	.0%	.0%	78.9%	21.2%	.0%	.0%	.21

CB975

TOTAL	4573																
COL	2	-	0	1	2	3	4	5	6	7	8	9	BLNK	DEN1	DEN2	DEN3+	TOTAL
361	0	0	0	241	1359	1	0	0	0	0	0	0	2972	1601	0	0	1601
	.0%	.0%	.0%	5.3%	29.7%	.0%	.0%	.0%	.0%	.0%	.0%	.0%	65.0%	35.0%	.0%	.0%	.35
362	0	0	0	147	79	15	0	0	0	0	0	0	4332	241	0	0	241
	.0%	.0%	.0%	3.2%	1.7%	.3%	.0%	.0%	.0%	.0%	.0%	.0%	94.7%	5.3%	.0%	.0%	.05
363	0	0	0	192	29	20	0	0	0	0	0	0	4332	241	0	0	241
	.0%	.0%	.0%	4.2%	.6%	.4%	.0%	.0%	.0%	.0%	.0%	.0%	94.7%	5.3%	.0%	.0%	.05
364	0	0	0	837	763	1	0	0	0	0	0	0	2972	1601	0	0	1601
	.0%	.0%	.0%	18.3%	16.7%	.0%	.0%	.0%	.0%	.0%	.0%	.0%	65.0%	35.0%	.0%	.0%	.35
365	0	0	0	596	208	33	0	0	0	0	0	0	3736	837	0	0	837
	.0%	.0%	.0%	13.0%	4.5%	.7%	.0%	.0%	.0%	.0%	.0%	.0%	81.7%	18.3%	.0%	.0%	.18
366	0	0	0	629	159	49	0	0	0	0	0	0	3736	837	0	0	837
	.0%	.0%	.0%	13.8%	3.5%	1.1%	.0%	.0%	.0%	.0%	.0%	.0%	81.7%	18.3%	.0%	.0%	.18
367	0	0	0	557	1043	1	0	0	0	0	0	0	2972	1601	0	0	1601
	.0%	.0%	.0%	12.2%	22.8%	.0%	.0%	.0%	.0%	.0%	.0%	.0%	65.0%	35.0%	.0%	.0%	.35
368	0	0	0	335	203	19	0	0	0	0	0	0	4016	557	0	0	557
	.0%	.0%	.0%	7.3%	4.4%	.4%	.0%	.0%	.0%	.0%	.0%	.0%	87.5%	12.2%	.0%	.0%	.12
369	0	0	0	485	49	23	0	0	0	0	0	0	4016	557	0	0	557
	.0%	.0%	.0%	10.6%	1.1%	.5%	.0%	.0%	.0%	.0%	.0%	.0%	87.5%	12.2%	.0%	.0%	.12
370	0	0	0	0	0	0	0	0	0	0	0	0	4573	0	0	0	0
	.0%	.0%	.0%	.0%	.0%	.0%	.0%	.0%	.0%	.0%	.0%	.0%	100.0%	.0%	.0%	.0%	.00
371	0	0	0	0	0	0	0	0	0	0	0	0	4573	0	0	0	0
	.0%	.0%	.0%	.0%	.0%	.0%	.0%	.0%	.0%	.0%	.0%	.0%	100.0%	.0%	.0%	.0%	.00
372	0	0	0	0	0	0	0	0	0	0	0	0	4573	0	0	0	0
	.0%	.0%	.0%	.0%	.0%	.0%	.0%	.0%	.0%	.0%	.0%	.0%	100.0%	.0%	.0%	.0%	.00
373	0	0	0	0	0	0	0	0	0	0	0	0	4573	0	0	0	0
	.0%	.0%	.0%	.0%	.0%	.0%	.0%	.0%	.0%	.0%	.0%	.0%	100.0%	.0%	.0%	.0%	.00
374	0	0	0	0	0	0	0	0	0	0	0	0	4573	0	0	0	0
	.0%	.0%	.0%	.0%	.0%	.0%	.0%	.0%	.0%	.0%	.0%	.0%	100.0%	.0%	.0%	.0%	.00
375	0	0	0	0	0	0	0	0	0	0	0	0	4573	0	0	0	0
	.0%	.0%	.0%	.0%	.0%	.0%	.0%	.0%	.0%	.0%	.0%	.0%	100.0%	.0%	.0%	.0%	.00

TOTAL	4573																
COL	&	-	0	1	2	3	4	5	6	7	8	9	BLNK	DEN1	DEN2	DEN3+	TOTAL
376	1601	0	0	0	0	1601	0	0	0	0	0	0	2972	0	1601	0	3202
	35.0%	.0%	.0%	.0%	.0%	35.0%	.0%	.0%	.0%	.0%	.0%	.0%	65.0%	.0%	35.0%	.0%	.70
377	0	0	0	0	0	0	0	0	0	0	1601	0	2972	1601	0	0	1601
	.0%	.0%	.0%	.0%	.0%	.0%	.0%	.0%	.0%	.0%	35.0%	.0%	65.0%	35.0%	.0%	.0%	.35
378	0	0	0	0	0	0	0	0	0	0	0	1601	2972	1601	0	0	1601
	.0%	.0%	.0%	.0%	.0%	.0%	.0%	.0%	.0%	.0%	.0%	35.0%	65.0%	35.0%	.0%	.0%	.35
379	0	0	0	0	0	0	0	0	0	1601	0	0	2972	1601	0	0	1601
	.0%	.0%	.0%	.0%	.0%	.0%	.0%	.0%	.0%	35.0%	.0%	.0%	65.0%	35.0%	.0%	.0%	.35
380	0	0	0	0	0	0	0	1601	0	0	0	0	2972	1601	0	0	1601
	.0%	.0%	.0%	.0%	.0%	.0%	.0%	35.0%	.0%	.0%	.0%	.0%	65.0%	35.0%	.0%	.0%	.35

CB975

TOTAL	4573																
CCL	&	-	0	1	2	3	4	5	6	7	8	9	BLNK	DEN1	DEN2	DEN3+	TOTAL
401	0	0	1601	0	0	0	0	0	0	0	0	0	2972	1601	0	0	1601
	.0%	.0%	35.0%	.0%	.0%	.0%	.0%	.0%	.0%	.0%	.0%	.0%	65.0%	35.0%	.0%	.0%	.35
402	0	0	981	620	0	0	0	0	0	0	0	0	2972	1601	0	0	1601
	.0%	.0%	21.5%	13.6%	.0%	.0%	.0%	.0%	.0%	.0%	.0%	.0%	65.0%	35.0%	.0%	.0%	.35
403	0	0	195	200	200	200	193	200	131	100	100	82	2972	1601	0	0	1601
	.0%	.0%	4.3%	4.4%	4.4%	4.4%	4.2%	4.4%	2.9%	2.2%	2.2%	1.8%	65.0%	35.0%	.0%	.0%	.35
404	0	0	165	170	170	161	157	156	160	160	152	150	2972	1601	0	0	1601
	.0%	.0%	3.6%	3.7%	3.7%	3.5%	3.4%	3.4%	3.5%	3.5%	3.3%	3.3%	65.0%	35.0%	.0%	.0%	.35
405	0	0	160	160	159	159	161	161	161	160	160	160	2972	1601	0	0	1601
	.0%	.0%	3.5%	3.5%	3.5%	3.5%	3.5%	3.5%	3.5%	3.5%	3.5%	3.5%	65.0%	35.0%	.0%	.0%	.35
406	0	0	0	0	0	0	1601	0	0	0	0	0	2972	1601	0	0	1601
	.0%	.0%	.0%	.0%	.0%	.0%	35.0%	.0%	.0%	.0%	.0%	.0%	65.0%	35.0%	.0%	.0%	.35
407	0	0	0	324	505	299	172	299	2	0	0	0	2972	1601	0	0	1601
	.0%	.0%	.0%	7.1%	11.0%	6.5%	3.8%	6.5%	.0%	.0%	.0%	.0%	65.0%	35.0%	.0%	.0%	.35
408	0	0	0	452	933	44	79	90	3	0	0	0	2972	1601	0	0	1601
	.0%	.0%	.0%	9.9%	20.4%	1.0%	1.7%	2.0%	.1%	.0%	.0%	.0%	65.0%	35.0%	.0%	.0%	.35
409	0	0	0	100	824	116	133	159	199	62	8	0	2972	1601	0	0	1601
	.0%	.0%	.0%	2.2%	18.0%	2.5%	2.9%	3.5%	4.4%	1.4%	.2%	.0%	65.0%	35.0%	.0%	.0%	.35
410	0	0	981	0	0	0	0	0	0	0	0	0	3542	981	0	0	981
	.0%	.0%	21.5%	.0%	.0%	.0%	.0%	.0%	.0%	.0%	.0%	.0%	78.3%	21.5%	.0%	.0%	.21
411	0	0	0	186	122	86	232	283	65	7	0	0	3542	981	0	0	981
	.0%	.0%	.0%	4.1%	2.7%	1.9%	5.1%	6.2%	1.4%	.2%	.0%	.0%	78.3%	21.5%	.0%	.0%	.21
412	0	0	0	827	154	240	148	134	89	0	0	9	2972	1601	0	0	1601
	.0%	.0%	.0%	18.1%	3.4%	5.2%	3.2%	2.9%	1.9%	.0%	.0%	.2%	65.0%	35.0%	.0%	.0%	.35
413	0	0	2	1055	421	21	22	0	18	35	25	2	2972	1601	0	0	1601
	.0%	.0%	.0%	23.1%	9.2%	.5%	.5%	.0%	.4%	.8%	.5%	.0%	65.0%	35.0%	.0%	.0%	.35
414	0	0	27	351	203	223	294	147	134	15	21	23	3135	1438	0	0	1438
	.0%	.0%	.6%	7.7%	4.4%	4.9%	6.4%	3.2%	2.9%	.3%	.5%	.5%	68.6%	31.4%	.0%	.0%	.31
415	0	0	0	723	878	0	0	0	0	0	0	0	2972	1601	0	0	1601
	.0%	.0%	.0%	15.8%	19.2%	.0%	.0%	.0%	.0%	.0%	.0%	.0%	65.0%	35.0%	.0%	.0%	.35

CB975

TOTAL	4573																
COL	%	-	0	1	2	3	4	5	6	7	8	9	BLNK	DEN1	DEN2	DEN3+	TOTAL
416	0	0	0	1251	350	0	0	0	0	0	0	0	2972	1601	0	0	1601
	.0%	.0%	.0%	27.4%	7.7%	.0%	.0%	.0%	.0%	.0%	.0%	.0%	65.0%	35.0%	.0%	.0%	.35
417	0	0	0	62	101	0	0	0	0	0	0	0	4410	163	0	0	163
	.0%	.0%	.0%	1.4%	2.2%	.0%	.0%	.0%	.0%	.0%	.0%	.0%	96.4%	3.6%	.0%	.0%	.04
418	0	0	773	30	10	5	0	5	0	0	1	777	2972	1601	0	0	1601
	.0%	.0%	16.9%	.7%	.2%	.1%	.0%	.1%	.0%	.0%	.0%	17.0%	65.0%	35.0%	.0%	.0%	.35
419	0	0	632	81	46	20	9	22	7	3	4	777	2972	1601	0	0	1601
	.0%	.0%	13.8%	1.8%	1.0%	.4%	.2%	.5%	.2%	.1%	.1%	17.0%	65.0%	35.0%	.0%	.0%	.35
420	0	0	576	84	53	20	5	71	1	10	3	778	2972	1601	0	0	1601
	.0%	.0%	12.6%	1.8%	1.2%	.4%	.1%	1.6%	.0%	.2%	.1%	17.0%	65.0%	35.0%	.0%	.0%	.35
421	0	0	547	80	61	27	7	87	4	10	2	776	2972	1601	0	0	1601
	.0%	.0%	12.0%	1.7%	1.3%	.6%	.2%	1.9%	.1%	.2%	.0%	17.0%	65.0%	35.0%	.0%	.0%	.35
422	0	0	700	7	15	3	10	76	5	4	3	778	2972	1601	0	0	1601
	.0%	.0%	15.3%	.2%	.3%	.1%	.2%	1.7%	.1%	.1%	.1%	17.0%	65.0%	35.0%	.0%	.0%	.35
423	0	0	818	1	1	0	0	5	0	0	0	776	2972	1601	0	0	1601
	.0%	.0%	17.9%	.0%	.0%	.0%	.0%	.1%	.0%	.0%	.0%	17.0%	65.0%	35.0%	.0%	.0%	.35
424	0	0	825	0	0	0	0	0	0	0	0	776	2972	1601	0	0	1601
	.0%	.0%	18.0%	.0%	.0%	.0%	.0%	.0%	.0%	.0%	.0%	17.0%	65.0%	35.0%	.0%	.0%	.35
425	0	0	825	0	0	0	0	0	0	0	776	0	2972	1601	0	0	1601
	.0%	.0%	18.0%	.0%	.0%	.0%	.0%	.0%	.0%	.0%	17.0%	.0%	65.0%	35.0%	.0%	.0%	.35
426	0	0	0	0	0	0	0	0	0	0	0	0	4573	0	0	0	0
	.0%	.0%	.0%	.0%	.0%	.0%	.0%	.0%	.0%	.0%	.0%	.0%	100.0%	.0%	.0%	.0%	.00
427	0	0	0	0	0	0	0	0	0	0	0	0	4573	0	0	0	0
	.0%	.0%	.0%	.0%	.0%	.0%	.0%	.0%	.0%	.0%	.0%	.0%	100.0%	.0%	.0%	.0%	.00
428	0	0	0	0	0	0	0	0	0	0	0	0	4573	0	0	0	0
	.0%	.0%	.0%	.0%	.0%	.0%	.0%	.0%	.0%	.0%	.0%	.0%	100.0%	.0%	.0%	.0%	.00
429	0	0	0	0	0	0	0	0	0	0	0	0	4573	0	0	0	0
	.0%	.0%	.0%	.0%	.0%	.0%	.0%	.0%	.0%	.0%	.0%	.0%	100.0%	.0%	.0%	.0%	.00
430	0	0	0	0	0	0	0	0	0	0	0	0	4573	0	0	0	0
	.0%	.0%	.0%	.0%	.0%	.0%	.0%	.0%	.0%	.0%	.0%	.0%	100.0%	.0%	.0%	.0%	.00



COMMUNITY SURVEY FOR THE EVALUATION
 OF THE SPECIAL PROGRAM OF CULTURAL
 INITIATIVES

P
 91
 C655
 P76375
 1984

DUE DATE

AUG 9 1988
 ADUT

