
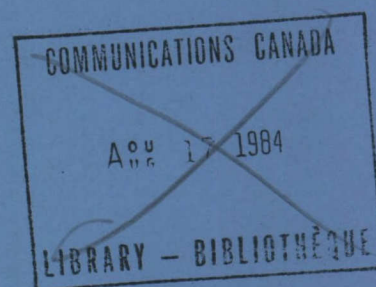



GOVERNMENT OF CANADA
INTER-DEPARTMENTAL TASK FORCE
ON TRANSBORDER DATA FLOW

COMPENDIUM OF ON-LINE DATA BASES
CURRENTLY BEING ACCESSED

BY

CANADIANS



CIRCULATION RESTRICTED TO
TASK FORCE PARTICIPANTS

Report on Public On-Line Information
Retrieval Services

Appendix 7

P
91
C655
K58
1981
App. 7

P
9199 22
C655
K58
1981
App. 7

DD 468 9039
DL 468 9098

Notes to Appendix 7

91
C655
K58
1981
App. 7

A. GENERAL

Other appendices in the Report on On-Line Information Retrieval Services provided data on offerings of selected Canadian and U.S. data base vendors as well as data base offerings in selected thematic areas. The purpose of this appendix is to provide a compendium of on-line data bases which are currently being accessed by Canadians. Canadian on-line data bases form on sub-set of the Compendium.

There have been a number of activities of an on-going or one time nature in this area. The goal of a data base of data bases is currently being pursued simultaneously by private, non-profit and government organizations. Work by Quadra Associates, Martha Williams, Kruzas and Schmittroth in the U.S., the EUSIDIC Data Base guide for Europe and the COIN Directory for Canada have already been mentioned in Section B.3 of the Report.

In the Canadian context and for purposes of the Task Force, the COIN Directory is the most comprehensive Canadian directory of data bases currently available. In addition, the Advisory Board on Scientific and Technical Information (ABSTI) of the National Research Council of Canada commissioned Acton Information Resources Management Ltd. to undertake "A Survey of Canadian Data Bases for Science and Technology". And the Department of Communications commissioned Professor D. Seeley (Computer Science, Simon Fraser University) to carry out a study on data banks in Canada. These three studies, especially the COIN Directory, form the basis for the "Compendium of On-Line Data bases Currently Being Accessed by Canadians".

Of specific interest to the work of the Task Force are answers to the following basic questions.

1. What Canadian on-line data bases do currently exist?
2. Of the on-line data bases available to Canadians which do they currently make use of?
3. What are the sources of these data bases and who are the vendors? For which data bases are there more than one vendor?
4. What roles do the data base provider, producer, distributor, etc. play? What is the focus of the data base, i.e target market?
5. What is the main content of the data base?
6. When did the data base activity start?
7. What is the size of the data base?

8. What is the demand/usage of the data base? i.e. volume of searches, connect hours, etc.
9. What is the charging algorithm for usage and what are the revenues?

It proved not feasible (and possible) at this point in time to obtain answers to questions 8 and 9. Even though answers are vital to our understanding not only of the demand side of this industry but also of possible trends and switching in preferences by users for on-line information services. The present structure of the Compendium reflects these constraints. Suggestion as to how it could be improved in mode of presentation or contents are welcomed.

One important caveat which must be made with respect to the Compendium is that it suffers from two basic weaknesses. The first is due to the rapid growth of this activity. Averaging a 30% increase annually over the past few years. Consequently, the Compendium and similar compilations will be out-of-date. An on-line data base of data bases would alleviate most of this problem.

The second weakness of the Compendium related to the traditional focus of the directories on which it is based. That focus is one of reference and source data bases known by and used in the library world. Consequently, on-line information data base services which bary a high-price and/or are business oriented may not be used or known in libraries which cannot afford to offer such data bases since few libraries which run on a cost-recovery basis, the others either heavily subsidizing on-line services or absorbing the access cost completely. Yet the business sector's interest in specialized high value data base services offers the best growth opportunity both in terms of product differentiation and potential market penetration.

Consequently, any future work of a Compendium like nature will find its utility greatly increased if it can overcome these two weaknesses.

B. SPECIFIC

1. Sources

a. COIN Directory

A description of the COIN Directory has already been provided in B.3 of the main body of the report. The COIN Directory is the currently most comprehensive source available of on-line data

bases available in Canada. It lists for each data base, the current Canadian clients of the databases. Although the vast majority of these are libraries or documentation centres there is a sprinkling of companies or individuals noted.

As the sub-title "A Directory of Computerized Information in Canada", indicates, the COIN Directory includes in its listing a number of data files. This is especially true in the area of source data bases where there are a significant number of listings which are data files processed in a batch mode (on demand). In the Compendium, this has been noted.

b. Survey of Canadian Data Bases for Science and Technology

This study undertaken for ABSTI in 1980 is still in "draft form". However, it was made available to the authors in order to ensure as complete a Compendium as possible. The ABSTI Survey focused on identifying "significant Canadian scientific and technical data bases" and identified a total of 173. However, the survey also includes data files as well as surveys, catalogues and other types of machine-readable data which are not "public on-line data bases" as defined in the context of TBDF.

c. Seeley Study on Data Banks in Canada

The Department of Communication contracted in 1981 with Professor D. Seeley (Computing Science, Simon Fraser University) to undertake a research study on data banks in Canada; their type, ownership, control and access: Part of the work included the preparation of a "selective" directory of databases which:

- "are compiled, stored and accessible within Canada;
- are available on-line or in computer readable form;
- are available to the public or easily accessible through membership or subscription;
- contain Canadian material;
- are non-bibliographic i.e. must contain answers, facts and data rather than pointers, references to other sources, e.g. bibliographic; and,
- are current to January 1981".

The directory thus also contains listing of data files as distinct from on-line data bases.

2. Notes on the Compendium

The following topology was used to prepare the Compendium.

Name -

of the data base

(There are instances where in the same basic area the manner in which the information has been packaged is different enough to warrant listing as a separate data base, e.g. Back 72, Back 75.)

Reference -

source of the information

- 1 COIN Directory
- 2 Seeley Directory
- 3 ABSTI Directory
- 4 Other Sources

(Where more than one source provided information on the data base this has been noted.)

Functions -

- 1 provider/creator
- 2 producer
- 3 vendor
- 4 broker

(Any combination can apply. As work on the Compendium developed it became apparent that the usefulness of this column in its present context is open to question. It may therefore be dropped in the final version.)

Description of Key Activities -

maximum of 150 characters describing briefly the content/coverage of the data base

Source -

name of the information provider/supplier/creator

Language -

command language in which data base can be accessed

Principal Focus -

indication of the principal focus of the content of the data base

- 1 science and technical
- 2 business and finance
- 3 social science and humanities

- 4 professional support, i.e. medical, legal
- 5 consumer (mass market including news)

(These categories are not mutually exclusive and more than one may apply.)

Starting Date -

date given as when the data base activity was started or how far its content goes back in time

Size of Data Base -

in terms of records, entries, characters (bytes, Megabytes), etc.

Volume/Activity -

in terms of search requests, hours of access, etc.

(It was not possible to obtain this data during the time available since the directory used do not provide this.)

Cost Revenues -

only information on costs or access charges was readily available
\$45* or \$8* indicates usage is charged in U.S. dollars
on the Cost/Revenue Column

3. Notes on the Cost/Revenue Column

- a. Databases where the vendor is the University of Alberta are accessed via an account number which has to be established with the university's Computer Services.

Although the charges are based on an algorithm common to computer service bureaus (including CPU's), from the user's point of view, the cost of accessing these data bases should average out to \$1.50 - \$2.00 per search using SPIRES. Communication is available via Datapac. Further, the university's Computer Services advised that in most cases it would be less expensive to simply have the records or citations printed-off on-line unless the file to be printed is very large.

No royalties are paid to providers of databases mounted by this vendor.

- b. Access to databases being offered by the International Development Research Centre (IDRC) are currently available free of charge on an experimental basis to government, academic and non-profit institutions.

- c. The Badadug system of the University of Quebec is actually one integrated data base and the COIN Directory is somewhat misleading in listing various components or subject areas as separate data bases. Badadug serves the campus network of the University of Quebec and is available free of charge throughout the network. Badadug has made arrangements with a number of outside users (mainly libraries and documentation centres) also allowing access to Badadug free of charge for those who do research. One of the design goals of Badadug system is ease of use and consequently the remote terminals at Badadug nodes are meant to be useable by students and researchers with very little handholding.

4. Arrangement of Compendium

Insofar possible, the Compendium has been arranged in alphabetical order according to the name of the data base. It has further been split into two sections. The first being a listing of reference data bases, the second part being a listing of source data bases.

The name of the data base has been repeated for each unique combination of source and vendor since the vendors have different prices for the same data base. Further, as mentioned above, if certain parts of a data base have been packaged separately e.g. Back 72, Back 77 for Medline citations, they are listed separately. A listing of data bases with multiple vendors is presented below.

LISTING OF DATA BASES IN CANADA BEING SOLD
THROUGH MULTIPLE VENDORS

| <u>Name of Database</u> | <u>Vendors</u> |
|--------------------------|-----------------------|
| ABI/INFORM | Infomart, BRS, Dialog |
| Agricola | Infomart, BRS, Dialog |
| BIOSIS | Infomart, BRS, Dialog |
| Canadian Business Index | Infomart, QL |
| Canadian Newspaper Index | Infomart, QL |
| Chemistry Industry Notes | Infomart, Dialog |

LISTING OF DATA BASES IN CANADA BEING SOLD
THROUGH MULTIPLE VENDORS (cont'd)

| <u>Name of Database</u> | <u>Vendors</u> |
|------------------------------------|------------------------------|
| Congressional Information Services | Infomart, Dialog |
| Conference Papers Index | Infomart, Dialog |
| Congressional Record | Infomart, Dialog |
| Dissertation Abstracts | Infomart, BRS |
| ERIC | Infomart, BRS, Dialog |
| Energyline | Infomart, Dialog |
| Engineering Index COMPENDIX | Infomart, Dialog |
| ENVIROLINE | Infomart, Dialog |
| ELER | BRS, Dialog |
| FSTA | Infomart, Dialog |
| PO Monthly | BRS, Dialog |
| Grant | Infomart, Dialog |
| ISMEC | Infomart, Dialog |
| INSPEC | Infomart, BRS, Dialog |
| Management Contents | Infomart, Dialog |
| Metal Abstracts | QL, Dialog |
| NTIS | CISTI, Infomart, BRS, Dialog |
| Oceanic Abstracts | Infomart, Dialog |
| PNI | BRS, Dialog |

LISTING OF DATA BASES IN CANADA BEING SOLD
THROUGH MULTIPLE VENDORS (cont'd)

| <u>Name of Database</u> | <u>Vendors</u> |
|---------------------------|-----------------------|
| Pollution Abstracts | Infomart, BRS, Dialog |
| Psychological Abstracts | Infomart, BRS, Dialog |
| SMIE/SSIE | Infomart, BRS, Dialog |
| World Aluminium Abstracts | QL, Dialog |
| CANSIM | (See Appendix) |

C. QUESTIONS

1. What errors, omissions, etc. are there?
2. How can the presentation of the Compendium be improved?
3. If this exercise is continued in some form what suggestions do you have on:
 - a. approach to be taken; and,
 - b. other information sources to be tapped?

PUBLIC INFORMATION SERVICES INDUSTRY

| NAME | REF | FUNCT- IONS | DATA TYPE | DESCRIPTION OF KEY SERVICES | SOURCE | VENDOR | LANGUAGE | FOCUS | STARTING DATE | SIZE OF DATABASE (as of Jan. 80 unless indicated) | VOLUME/ACTIVITY | COSTS/REVENUES |
|----------------------|-----|----------------|--------------|---|---|------------------------|----------|-------|--------------------------------|--|-----------------|--|
| ABI/INFORM | 1 | 1,2,3 | 1 | Abstracted business information taken from periodicals. | Data Courier, Louisville K.Y. | BRS, New York, N.Y. | E | 2 | Aug. 1971 | 105625 records monthly update of 1260 records | | \$55.60*/hr. + \$5.50*/hr. telecom. \$.10*/citation offline |
| ABI/INFORM | 1 | 1,2,3 | 1 | " " | " | Infomart, Toronto | E | 2 | Aug. 1971 | " | | \$75*/hr. + \$8*/hr. tele- com. \$.30*/ record offline SDI-\$5*/update |
| ABI/INFORM | 1 | 1,2,3 | 1 | " " | " | DIALOG Lockheed | E | 2 | Aug. 1971 | " | | \$75*/hr. + \$5* or \$8*/hr. telecom. \$.15*/ record offline |
| AIM/ARM | 1 | 1,2,3 | 1 | Abstracted instructional and research materials. | Center for Vocational Education, Ohio State U. | DIALOG Lockheed | E | 4 | Sept. 1967 to Sept. 1976 | 17,500 records New Records added to ERIC | | \$10* to \$25*/ hr. plus \$5* or \$8*/hr. telecom. \$.10/ record offline |
| Accountants Index | 1 | 1,2,3 | 1 | Indexes of periodicals, publications, speeches etc in an accounting, auditing investment security field. | American Inst. of Certified Public Accountant N.Y. | INFOMART, Toronto | E | 2,4 | Jan. 1974 | 67,029 records | | \$95*/hr. + \$5* to \$10*/hr. telecom. \$.15*/ record offline |

PUBLIC INFORMATION SERVICES INDUSTRY

| NAME | REF | FUNCTIONS | DATA TYPE | DESCRIPTION OF KEY SERVICES | SOURCE | VENDOR | LANGUAGE | FOCUS | STARTING DATE | SIZE OF DATABASE (as of Jan. 80 unless indicated) | VOLUME/ACTIVITY | COSTS/REVENUES |
|---|-----|-----------|-----------|--|---|----------------------------|----------|-------|---|---|-----------------|---|
| AGI - The Alberta Gazette Index, (Part 1) | 1 | 1,2,3 | 1 | Legal announcements of the Gov't. of Alberta. | Gov't. of Alberta | Univ. of Alberta, Edmonton | E | 4 | 1979-1979 | 31,145 records as of Nov. 1980 Bi-monthly Update | | Univ. of Alberta Computing Centre Charges |
| AGRICOLA (formerly known as CAIN) | 1 | 1,2,3 | 1 | Citations to materials (articles, reports, serials etc.) acquired by the National Agriculture Library and from FAO of the United Nations | National Agriculture Library, Beltsville, Md. | BRS, N.Y. | E | 1 | 1970-1974 offline; 1975 to present online | 1,204,259 records Monthly Update | | \$17.10*/connect hr. + \$5.50*/hr. telecom. |
| AGRICOLA | 1 | 1,2,3 | 1 | " " | " | DIALOG Lockheed | E | 1 | Jan. 1970 | Not given monthly updates of 10,000 records | | \$25*/hr. + 5* or \$8*/hr. telecom. \$.05*/record online |
| AGRICOLA | 1 | 1,2,3 | 1 | " " plus FNC (Food and Nutrition Collection) and AgEcon (Agriculture Economics Collection) | " | Infomart, Toronto | E | 1 | Jan. 1970 | 1,204,259 records Monthly Update of 12,000 records | | \$35*/hr. + \$8*/hr. telecom. \$.06/record offline SDI-\$2.50 per update |

PUBLIC INFORMATION SERVICES INDUSTRY

| NAME | REF | FUNCTIONS | DATA TYPE | DESCRIPTION OF KEY SERVICES | SOURCE | VENDOR | LANGUAGE | FOCUS | STARTING DATE | SIZE OF DATABASE (as of Jan. 80 unless indicated) | VOLUME/ACTIVITY | COSTS/REVENUES |
|--------------------------------|-----|-----------|-----------|--|---|----------------------------|----------|-------|---------------|---|-----------------|---|
| AGRIDOC | 3 | 1,2,3 | 1 | Documentation of industries utilizing agricultural products. | Centre de documentation des industries de produits agricoles. | Informatech Montreal | F | 1,2 | 1978 (1974) | 35,000 records | | \$40/hr. for Quebec and \$70/hr. outside Quebec |
| APTIC | 1 | 1,2,3 | 1 | Technical information on airpollution - its effects, control, prevention. | U.S. Environment Protection Agency, N.C. | DIALOG Lockheed | E | 1 | 1966-1978 | 89000 records as of Jan. 1981 | | \$20*-\$35*/hr. + \$5* or \$8*/hr. telecom. \$.10*/record offline |
| AOSI (Alberta Oil Sands Index) | 1 | 1,2,3 | 1 | Bibliographic compilation of keyworded references to technical literature about oil sands deposits appropriate to Alberta. | Alberta Research Council, Edmonton | CISTI | E, F | 1 | 1970 | 6,200 records Quarterly -250 records | | \$45/connect hr. (includes comm. from nearest DATAPAC mode to Ottawa + \$.35/citation offline Online ordering - \$2.20 minimum. |
| AOSI | 1,3 | 1,2,3 | 1 | " " | " | Univ. of Alberta, Edmonton | E | 1 | 1970 | 6,200 records update bi-weekly | | Univ. of Alberta Computing Centre Charges |

PUBLIC INFORMATION SERVICES INDUSTRY

| NAME | REF | FUNCTIONS | DATA TYPE | DESCRIPTION OF KEY SERVICES | SOURCE | VENDOR | LANGUAGE | FOCUS | STARTING DATE | SIZE OF DATABASE (as of Jan. 80 unless indicated) | VOLUME/ACTIVITY | COSTS/REVENUES |
|---------------------------------------|-----|-----------|-----------|---|---|--|----------|-------|---------------|---|-----------------|--|
| Alberta Social Resources Inventory | 1 | 1,2,3 | 1 | Computerized inventory of 'helping' resources available to Albertans. | (contact ALTA/ASRI) | Not given | E | 3 | 1976 | 3,600 records as of Oct. 1980 update twice yearly | | Basic Retrieval plus charge per reference. |
| ALI (Alberta Legislative Information) | 1 | 1,2,3 | 1 | Indexes legislation currently available from Alberta Public Affairs Bureau. | Alberta Public Affairs Bureau, Edmonton | Univ. of Alberta | E | 4 | | 897 records as of Oct. 1980 update weekly | | Univ. of Alberta Computing Centre Charges |
| ALTAENVIRON | 3 | 1,2,3 | 1 | Inventory of research projects related to air, land, water and human environmental subjects in Alberta. | Alberta Environment Centre | Alberta Environment Centre | E | 1 | 1977 (1975) | 3,000 records (update batch twice a year annual growth 250) | | None. |
| ALTAENVIRON | 3 | 1,2,3 | 1 | " " | " | Canadian Plains Research Centre Regina (maintenance) | E | 1 | | " | | Plains Centre current charges |

PUBLIC INFORMATION SERVICES INDUSTRY

| NAME | REF | FUNCTIONS | DATA TYPE | DESCRIPTION OF KEY SERVICES | SOURCE | VENDOR | LANGUAGE | FOCUS | STARTING DATE | SIZE OF DATABASE (as of Jan. 80 unless indicated) | VOLUME/ACTIVITY | COSTS/REVENUES |
|---|-----|-----------|-----------|--|--|---|----------|-------|------------------------|---|-----------------|--|
| ACWS (All-Canada Weekly Summaries) | 1,2 | 1,2,3 | 1 | Concise summaries of all judgements of all civil cases received weekly by Canada Law Book Ltd. | Canada Law Book Ltd., Agincourt, Ontario | QL Systems Ltd., Ottawa | E, F | 4 | Jan. 1977 to Nov. 1980 | 18,976 decisions Feb. 6, 1981 update monthly | | \$2.00/sign-on, \$2.00/search, \$2.00/1000 lines printed offline. Surcharge -/\$3 per search |
| ALPFILE (Administration Laboratory Project) | 1 | 1,2,3 | 1 | Non-print materials for the teaching of Educational Administrative students. | Univ. of Alberta, Edmonton | Univ. of Alberta | E | 4 | | 3,000 records as of Jan. 1978 update quarterly | | About \$10 per search Univ. of Alberta Computing Centre Charges |
| ALTAENVIRON | 1 | 1,2,3,4 | 1 | Inventory of research project related to air, land, water and human environmental subjects in Alberta. | Alberta Environment Centre, Cdn Plains Research Centre | Cdn Plains Research Centre, Univ. of Sask, Regina | E | (1),3 | 1975 | 3,000 records as of June 1980 | | |
| AHL (America: History and Life) | 1 | 1,2,3 | 1 | Periodical literature since 1955 on Am. and Can. history and area studies, including current affairs. | ABC-CLIO Inc. | DIALOG Lockheed | E | 3 | 1964 | 91,400 records as of Jan. 1981 update 3 times/yr. | | \$50* to \$65*/hr. + \$5* or \$8*/hr. telecom. \$.15/record offline |

PUBLIC INFORMATION SERVICES INDUSTRY

| NAME | REF | FUNCTIONS | DATA TYPE | DESCRIPTION OF KEY SERVICES | SOURCE | VENDOR | LANGUAGE | FOCUS | STARTING DATE | SIZE OF DATABASE (as of Jan. 80 unless indicated) | VOLUME/ACTIVITY | COSTS/REVENUES |
|--------------|-----|-----------|-----------|---|--|--|----------|-------|---------------|---|-----------------|--|
| Agricultural | 3 | 1,2,3 | 1 | All references with an apiculture or bee research (including wild bee). | International Bee Research Association | Department of Biology, Univ. of Guelph | E | 1 | | 25,000 records update 4 times per year, annual growth rate, 1,200 records | | ? |
| APILIT | 1 | 1,2,3 | 1 | Citations from 150 journals in areas such as petroleum refining and petrochemicals, air and water conservation, transportation and petroleum substitutes. | American Petroleum Institute, N.Y. | INFOMART, Toronto | E | 1 | Jan. 1964 | 270,737 records as of Jan. 1980 Monthly updates of 1,500 records | | \$65* + \$8*/hr. telecom. \$11/record offline Non-subscribers: \$85* + \$8*/hr. telecom. \$.20 per record offline |
| APIPAT | 1 | 1,2,3 | 1 | Citations to refining patents, U.S. and foreign, in the same subject areas covered by APILIT. | American Petroleum Institute, N.Y. | INFOMART, Toronto | E | 1 | Jan. 1964 | 115,435 records monthly updates of 700 records | | \$65*/hr. + \$8*/hr. telecom. Non-subscribers: \$85*/hr. + \$8*/hr. telecom. Offline prints: \$.11*/record |

PUBLIC INFORMATION SERVICES INDUSTRY

| NAME | REF | FUNCTIONS | DATA TYPE | DESCRIPTION OF KEY SERVICES | SOURCE | VENDOR | LANGUAGE | FOCUS | STARTING DATE | SIZE OF DATABASE (as of Jan. 80 unless indicated) | VOLUME/ACTIVITY | COSTS/REVENUES |
|---|-----|-----------|-----------|---|---|--------------------|----------|-------|-------------------------|--|-----------------|--|
| Aquaculture | 1 | 1,2,3 | 1 | Citations from books, periodicals, etc., on the growing of marine, brackish and freshwater organisms. | <i>Lockheed</i> | DIALOG Lockheed | E | 1 | 1970 | 4,300 records as of Jan./81 irregular updates of 300 records | | \$20* \$35*/hr. + \$5* or \$8*/hr. telecom. \$.10/full record typed or \$.15/full record printed offline. |
| AQUALINE | 1 | 1,2,3 | 1 | Access to info. on water, waste water and the aquatic environment worldwide. | Water Research Centre, Buckinghamshire, England | DIALOG Lockheed | E | 1 | 1974 | 21,000 records as of Dec. 1980 updating monthly | | \$20*-\$25*/hr. + \$5* or \$8*/hr. telecom. \$.30/full record printed off-line + \$.25/full record typed online. |
| ASFA (Aquatic Sciences and Fisheries Abstracts) | 1 | 1,2,3 | 1 | Comprehensive info. on life sciences of the seas and inland waters as well as related legal, political and social topics. | National Oceanic and Atmospheric Admin.; Rockville, Md. | DIALOG Lockheed | E,F | 1,3,4 | 1978 | 35,800 records update monthly 1,800 - 2,600 records | | \$32*-\$47*/hr. + \$5 or \$8/hr. telecom. \$.20/full record printed offline |
| ASFA | 1,3 | 1,2,3 | 1 | " " | FAO and U.N. Dept't of Economic and Social Affairs | QL Systems, Ottawa | E,F | 1,3,4 | Jan. 1978 to Sept. 1980 | 65,564 records as of Nov.18/1980 monthly | | \$2/signon, \$2/search and \$2/1000 words printed off-line |

PUBLIC INFORMATION SERVICES INDUSTRY

| NAME | REF | FUNCTIONS | DATA TYPE | DESCRIPTION OF KEY SERVICES | SOURCE | VENDOR | LANGUAGE | FOCUS | STARTING DATE | SIZE OF DATABASE (as of Jan. 80 unless indicated) | VOLUME/ACTIVITY | COSTS/REVENUES |
|---|-----|-----------|-----------|---|--|--|----------|-------|---------------|---|-----------------|--|
| ART MODERN | 1 | 1,2,3 | 1 | References to all modern art and design literature in books, + 300 periodicals, dissertations and catalogs from 1974. | ABC-CLIO Inc., Santa Barbara, California | DIALOG Lockheed | E | 3 | 1974 | 29,000 records as of Oct. 1979 update semi-annually | | \$45-\$60/hr. + \$5 or \$8/hr. telecom. \$.15/record printed off-line. |
| Artificial Intelligence Bibliographic Retrieval Systems | 1,3 | 1,2,3 | 1 | Bibliographic references in artificial intelligence and related fields from journals, books and reports. | Dept. of Computer Science, U.B.C., Vancouver | Dept. of Computer Science, U.B.C., Vancouver | E | 1 | 1950 | 1,500 records as of Dec. 1980 | | Computer charges of U.B.C. Library ✓ |
| ASI (American Statistics Index) | 1 | 1,2,3 | 1 | Index of statistical publications from 400 agencies of the U.S. government. | Congressional Information Service, Wash., D.C. | INFOMART, Toronto | E | 2,3 | Jan. 1973 | 861,140 records monthly updates of 800 records | | \$100*/hr. + \$8*/hr. telecom. \$.25/record offline. |
| ASI | 1 | 1,2,3 | 1 | Index of statistical publications from 400 agencies of the U.S. government. | Congressional Information Service, Wash., D.C. | DIALOG Lockheed | E | 2,3 | Jan. 1973 | 861,140 records as of Jan. 1981 updated monthly | | \$75-90*hr. \$5* or \$8/hr. telecom. \$.15/record off-line. |
| ASTIS (Arctic Science and Technology Info. System) | 1,3 | 1,2,3 | 1 | Abstracted bibliographic citations providing access to information on the Arctic. | Arctic Institute of North America | Univ. of Alberta, Edmonton | E | 1,3 | Jan. 1978 | 5,048 records as of Oct. 1980 update monthly | | no charge at present |

PUBLIC INFORMATION SERVICES INDUSTRY

| NAME | REF | FUNCTIONS | DATA TYPE | DESCRIPTION OF KEY SERVICES | SOURCE | VENDOR | LANGUAGE | FOCUS | STARTING DATE | SIZE OF DATABASE (as of Jan. 80 unless indicated) | VOLUME/ACTIVITY | COSTS/REVENUES |
|-------------------------------|-----|-----------|-----------|---|--|--------------------|----------|-------|---------------|---|-----------------|---|
| ASTIS | 1,3 | 1,2,3 | 1 | " " | " | QL Systems, Ottawa | E,F | 1,3 | Jan. 1978 | 4,684 records as of Nov. 1980 | | \$2/signon, \$2/search, \$2/1000 lines printed off-line. |
| APR Atlantic Province Reports | 1 | 1,2,3 | 1 | Selected decisions of the counts of the Atlantic Provinces, as well as Supreme Court of Canada decisions on appeal from those courts. | Canadian Law Info. Council and the Maritime Law Book Council | QL Systems, Ottawa | E | 4 | 1969 to 1978 | 5,129 records as of Nov. 1980 | | \$2/signon, \$2/search, \$2/1000 lines printed off-line. |
| AVLINE | 1 | 1,2,3 | 1 | ? | U.S. National Library of Medicine | CISTI | E,F | 4 | 1900 | 9,480 records as of Dec. 1980 updating monthly | | \$15*/hr. or \$8*/hr. (depending on hrs. used) \$15*/page of offline + \$4*/hr. telecom. |

PUBLIC INFORMATION SERVICES INDUSTRY

| NAME | REF | FUNC-TIONS | DATA TYPE | DESCRIPTION OF KEY SERVICES | SOURCE | VENDOR | LANGUAGE | FOCUS | STARTING DATE | SIZE OF DATABASE (as of Jan. 80 unless indicated) | VOLUME/ACTIVITY | COSTS/REVENUES |
|--------------------------------|-----|------------|-----------|---|---|---|----------|-------|------------------------|--|-----------------|--|
| BA & BA79 Biological Abstracts | 1 | 1,2,3 | 1 | References on all aspects of the life sciences; over 8000 journals monitored. | Biosciences Info. Service of Biological Abstracts; Philadelphia | CISTI NRC, Ottawa | E, I | 1,4 | 1972 | 1,712,240 records from 1972-1978 and 516,596 from Jan. 1979 to Sept. 18, 1980 Monthly updates of 24,000 records | | \$40*/connect hr.+ royalties of \$20*/connect hr. \$.35* per offline citation. |
| Back 72 | 1 | 1,2,3 | 1 | Backfile containing Medline citations from 1972-1973. | U.S. National Library of Medicine | CISTINational Lib. of Medicine, through Cda Institute for Scientific and Technical Information; Ottawa. | E, I | 1,4 | Jan. 1972 to Dec. 1974 | 669,106 records as of Dec. 1980 | | \$15*/hr.+ |
| Back 75 | 1 | 1,2,3 | 1 | All references published before 1977 that were previously in Medline. | National Library of Medicine | Same as for Back 72 page 8 | E, I | 1,4 | Jan. 1975 to Dec. 1976 | 642,954 records as of Oct. 1979 | | \$15*/hr.or\$8*/hr. (depending on time used); \$.15/page of offline print- + \$5-\$10/hr. telecom. |

PUBLIC INFORMATION SERVICES INDUSTRY

| NAME | REF | FUNC-TIONS | DATA TYPE | DESCRIPTION OF KEY SERVICES | SOURCE | VENDOR | LANGUAGE | FOCUS | STARTING DATE | SIZE OF DATABASE (as of Jan. 80 unless indicated) | VOLUME/ACTIVITY | COSTS/REVENUES |
|--------------------------------|-----|------------|-----------|--|---|-----------------|----------|-------|------------------------|---|-----------------|---|
| Back 77 | 1 | 1,2,3 | 1 | Medline citations from 1977 - 1978. Dates are Index Medicus dates. | U.S. National Library of Medicine | Same as above. | E | 1,4 | 1976 to 1977 | 511,005 records as of Dec. 1980 | | \$15* or \$8*/hr. (depending on time used); \$15*/page off-line + \$4*/hr. telecom. |
| Back 66 | 1 | 1,2,3 | 1 | Medline citations from 1966 through 1968. (Dates are Index Medicus dates). | " | " | E,F | 1,4 | Jan. 1966 to Dec. 1968 | 501,801 records as of Dec. 1980 | | " " |
| Back 69 | 1 | 1,2,3 | 1 | Medline citations from 1969 - 1971. (Dates are Index Medicus dates). | " | " | E,F | 1,4 | Jan. 1969 to Dec. 1971 | 668,257 records as of Dec. 1980 | | " " |
| Badaduq-ENAP | 1,3 | 1,2,3 | 1 | Bibliographic references dealing with public administration, political science, economics and management. | Centre de documentation de l'École nationale d'administration publique, St. Foy, Québec | Same as source. | F | 3 | 1960 | 17,000 records as of Dec. 80 Weekly updating Annual growth 1,500 records. | | |
| Badaduq - I.N.R.S. - Education | 1 | 1,2,3 | 1 | French language bibliographic citations to references in the field of education, psychology and sociology. | Service de documentation de l'I.N.R.S. Education | Same as source. | F | 3,4 | 1950 | 3,000 records 500 records added annually | | |

PUBLIC INFORMATION SERVICES INDUSTRY

| NAME | REF | FUNCTIONS | DATA TYPE | DESCRIPTION OF KEY SERVICES | SOURCE | VENDOR | LANGUAGE | FOCUS | STARTING DATE | SIZE OF DATABASE (as of Jan. 80 unless indicated) | VOLUME/ACTIVITY | COSTS/REVENUES |
|--|-----|-----------|-----------|---|---|---|----------|-------|---------------|--|-----------------|----------------|
| Badadug - I.N.R.S. - Urbanisation | 1 | 1,2,3 | 1 | French language references on the subject of urbanization. | Centre de documentation de l'I.N.R.S. | Same as source. | F | 3 | 1970 | 5,000 records as of Dec. 1980 annual update | | |
| Badadug - Insectes | 1 | 1,2,3 | 1 | French language references to articles on all aspects of insects. | Groupe de recherche sur les insectes piqueurs; Trois-Rivières, Québec | Same as source. | F | 1 | 1940 | 6,000 records 2,000 records added annually | | |
| Badadug - Banque de recherches biologiques de l'Institut Armand-Frappier | 1,3 | 1,2,3 | 1 | French language reference on the subjects of biology, veterinary medicine and virology. | Institut Armand-Frappier, Laval-des-Rapides, Québec | Institut Armand-Frappier, Laval-des-Rapides, Québec | F | 1 | 1930 | 3,000 records as of Dec. 1980 1,000 records added annually | | |
| Badadug - Banqueau | 1 | 1,2,3 | 1 | French language references on all aspects of water. | INRS - Eau | Service de la documentation I.N.R.S. - St.Foy, Québec | F | 1 | 1970 | 7,000 records as of Dec. 1980 600 records added annually | | |

PUBLIC INFORMATION SERVICES INDUSTRY

| NAME | REF | FUNCTIONS | DATA TYPE | DESCRIPTION OF KEY SERVICES | SOURCE | VENDOR | LANGUAGE | FOCUS | STARTING DATE | SIZE OF DATABASE (as of Jan. 80 unless indicated) | VOLUME/ACTIVITY | COSTS/REVENUES |
|--------------------------------------|-----|-----------|-----------|---|---|---|----------|-------|---------------|---|-----------------|---|
| Banker - American Banker Index | 1 | 1,2,3 | 1 | Citations to all articles and news items appearing in the America Bankers. | <i>American Banker</i> | INFOMART, Toronto | E | 2 | Jan. 1979 | 34,361 records as of Sept. 1980 updated monthly | | \$80*/hr. + \$8*/hr. telecom. \$.15/print offline |
| BADAVUM | 3 | 1,2,3 | 2 | Multidisciplinary with special emphasis on stage, theatre and audit-visual. | Centre de documentation audio-visuelle et la théâtre-thèque, l'Université de Montréal | Centre de documentation audio-visuelle et la théâtre-thèque, l'Université de Montréal | F | 3 | 1974 (1968) | 8,000 records update weekly annual growth about 3,000 | | University centre rates |
| BTQ/Banque de terminologie du Québec | 3 | 1,2,3 | 2 | Terminology data bank (French) | Office de la banque française du Québec Montréal | Office de la banque française du Québec Montréal | F | 1,3 | 1973 (1940) | 600,000 and 24,000 reference monthly update annual growth 36,000 terms and 3-4,000 references | | \$45/hr./Note: Other special tariffs available |

PUBLIC INFORMATION SERVICES INDUSTRY

| NAME | REF | FUNCTIONS | DATA TYPE | DESCRIPTION OF KEY SERVICES | SOURCE | VENDOR | LANGUAGE | FOCUS | STARTING DATE | SIZE OF DATABASE (as of Jan. 80 unless indicated) | VOLUME/ACTIVITY | COSTS/REVENUES |
|---------------------------------|-----|-----------|-----------|---|--|-------------------|----------|-------|---------------|---|-----------------|---|
| BHRA Fluid Engineering | 1 | 1,2,3 | 1 | Information on theory, applications, and research and dev. studies in Fluid engineering. | British Hydro-mechanics Research Association, Cranfield, Bedford, U.K. | DIALOG Lockheed | E | 1 | 1974 | 58,800 records as of Dec. 1980 600 records added annually | | \$50*-\$65*/hr. + \$.15/print offline. Plus \$5 or \$8/hr. telecom. |
| BIBLIOCOM | 1 | 1,2,3 | 1 | French language articles from journals, books, research reports etc., on all aspects of communications. | Informatech France - Quebec; Montreal | Same as source. | F | 3 | 1976 | 2,300 records as of Dec. 1980 2,500 records added annually | | |
| BIBLIOL - IDRC Library Holdings | 1 | 1,2,3 | 1 | Literature servicing needs and objectives of the International Development Research Centre. | IDRC, Ottawa | IDRC, Ottawa | E | 3 | 1970 | 29,863 records as of Feb. 81 daily updates | | available to public and non-profit sector on experimental basis |
| BIOCODES | 1 | 1,2,3 | 1 | Each record contains a 5-digit code used in BIOSIS that is either a Taxonomic or Category Code. | Biosciences Information Service and Biological Abstracts, Philadelphia | INFOMART, Toronto | E | 1 | Jan. 1969 | 1,293 records monthly | | \$45*/hr. + \$8*/hr. telecom. \$10/record for offline prints |

PUBLIC INFORMATION SERVICES INDUSTRY

| NAME | REF | FUNC-TIONS | DATA TYPE | DESCRIPTION OF KEY SERVICES | SOURCE | VENDOR | LANGUAGE | FOCUS | STARTING DATE | SIZE OF DATABASE (as of Jan. 80 unless indicated) | VOLUME/ACTIVITY | COSTS/REVENUES |
|------------------------|-----|------------|-----------|--|---|-----------------------|----------|-------|------------------------|--|-----------------|---|
| Bioethicsline | 1 | 1,2,3 | 1 | References to documents which discuss value questions arising from health care or biomedical research. | U.S. National Library of Medicine, through the GISTH | Same as source. CISTI | E | 3,4 | Jan. 1973 to Nov. 1978 | updating monthly | | \$15*/hr. during prime time. \$8*/hr. non-prime time. \$.15*/page of offline print + \$4 per hour telecom. charge |
| Biography Master Index | 1 | 1,2,3 | 1 | Index to biographical info. found in 600 source publications. | Gale Research Detroit, Mich. | DIALOG Lockheed | E | 3,4 | | 3,000,000 records as of Dec. 1980 | | \$40*-\$55*/hr. + telecom. costs of \$5* or \$8*/hr. \$.15/full record printed offline. |
| BIOSIS Previews | 1 | 1,2,3 | 1 | Biological abstracts contains references on all aspects of bioscience and biomedicine. | Biosciences Info. Service of Biological Abstracts, Philadelphia | DIALOG Lockheed | E | 1,4 | Jan. 1969 | 2,735,000 records as of Dec. 1980 monthly updates of 20,000 records | | \$34*-\$45*/hr. + \$5* or \$8*/hr. telecom. \$.10*/record for offline prints in File 55 and \$.15* |

PUBLIC INFORMATION SERVICES INDUSTRY

| NAME | REF | FUNCTIONS | DATA TYPE | DESCRIPTION OF KEY SERVICES | SOURCE | VENDOR | LANGUAGE | FOCUS | STARTING DATE | SIZE OF DATABASE (as of Jan. 80 unless indicated) | VOLUME/ACTIVITY | COSTS/REVENUES |
|--------------------------------------|-----|-----------|-----------|--|--------------------------------|--|----------|-------|---------------|--|-----------------|--|
| BIOSIS Previews Biological Abstracts | 1 | 1,2,3 | 1 | References on all aspects of bioscience and bio-medicine. | " | BRS Inc., New York | E | 1,4 | 1970 | monthly updates | | \$33.60*/connect hr. + \$5.50*/hr. for telecom. \$.05/page for offline printing. |
| BIOSIS/BIO6973 | 1 | 1,2,3 | 1 | References on all aspects of bioscience and bio-medicine. | " | INFOMART, Toronto | E | 1,4 | Jan. 1969 | 2,704,000 records monthly updates of 14,000 records | | \$65*+\$8*/hr. telecom. \$.10*/record offline prints SDI-\$2.80 per update. |
| Books Information (BRS) | 1 | 1,2,3 | 1 | Citations to over 600,000 English-language monographs from U.S. publishers. | BRODART, Inc. | BRS-Bibliographic Retrieval Services, Inc., N.Y. | E | 3,4 | | 600,000 records as of March 1980 | | \$27.50*/hr. online \$5.50*/hr. telecom. |
| BOREAL (Boreal Library Catalogue) | 1,3 | 1,2,3 | 1 | Databank of acquisitions of the Boreal Inst. for Northern Studies Library. Since 1977. | Boreal Inst. for Northern Lib. | University of Alberta, Edmonton | E | 3,4 | 1977 | 10,125 records as of Feb. 1981 (annual growth 4,200 records) | | Univ. of Alberta Computer Service Charges |

PUBLIC INFORMATION SERVICES INDUSTRY

| NAME | REF | FUNCTIONS | DATA TYPE | DESCRIPTION OF KEY SERVICES | SOURCE | VENDOR | LANGUAGE | FOCUS | STARTING DATE | SIZE OF DATABASE (as of Jan. 80 unless indicated) | VOLUME/ACTIVITY | COSTS/REVENUES |
|------------------------------|-----|-----------|-----------|---|---|---|----------|-------|---------------|--|-----------------|---|
| Boreal Northern Titles - BNT | 1,3 | 1,2,3 | 1 | Index to English titles and authors from publications received by the library of the Boreal Inst. for Northern Studies. | " | QL Systems Limited, Ottawa | E,F | 3,4 | Jan. 1972 | 64,563 records as of Nov. 1980 (annual growth of 12,000 records) | | \$2.00/signon, \$2.00/search, + \$2.00/1,000 lines printed offline. |
| BR4 | 3 | 1,2,3 | 1 | Bibliographic references for region of Mauricie and Central Quebec. | Bibliothèque, Univ. de Trois-Rivières | Service de la documentation I.R.N.S. - St.Foy, Québec | F | 1,3 | 1975 | 8,500 records annual growth 500 records | | |
| BR1 | 3 | 1,2,3 | 1 | Bibliographic references for East Quebec (Region). | " | " | F | | 1974 | 4,000 records annual growth 500 records | | |
| BRASSICA | 3 | 1,2,3 | 1 | Focuses on brassicals and associated oilseed crops. | Agriculture Canada Research Station Saskatoon | Agriculture Canada Research Station Saskatoon | E | 1 | 1970 (1920) | 10,000 records annual growth 500 records | | In-house. |

PUBLIC INFORMATION SERVICES INDUSTRY

| NAME | REF | FUNCTIONS | DATA TYPE | DESCRIPTION OF KEY SERVICES | SOURCE | VENDOR | LANGUAGE | FOCUS | STARTING DATE | SIZE OF DATABASE (as of Jan. 80 unless indicated) | VOLUME/ACTIVITY | COSTS/REVENUES |
|---|-----|-----------|-----------|--|---|--|----------|-------|---------------|---|-----------------|--|
| CA Condensates-Chemical Abstracts Condensates | 1 | 1,2,3 | 1 | References on all aspects of chemistry and chemical engineering. | Chemical Abstracts Service, Ohio State | BRS-Bibliographic Retrieval Services, Inc., N.Y. | E | 1 | 1970 | ? | | \$17.10*/connect hr. + \$5.5*/hr. telecom. \$.08/citation for offline printing |
| CA Search-Chemical Abstracts | 1 | 1,2,3 | 1 | References on all aspects of chemistry and chemical engineering. | Chemical Abstracts Service, Ohio State University | DIALOG Lockheed | E | 1 | 1967 | 4,104,400 records as of June 1979 | | \$55*- \$70*/hr. + \$5* or \$8*/hr. telecom. \$.20*/record for offline prints. |
| CAC and CAS - Chemical Abstracts Condensates | 1 | 1,2,4 | 1 | " " | " | C. I. S. T. I., N. R. C., Ottawa | E, F | 1 | July 1973 | ? | | \$40*/connect hr. + royalty of \$24*/hr. Add \$.35/off-line citation + royalty of \$.08* per off-line citation. Online document ordering: \$2.20 minimum, 1-10 photo-copied pages, 22¢/pg., microfiche duplicate at \$2.20/report. |

PUBLIC INFORMATION SERVICES INDUSTRY

| NAME | REF | FUNCTIONS | DATA TYPE | DESCRIPTION OF KEY SERVICES | SOURCE | VENDOR | LANGUAGE | FOCUS | STARTING DATE | SIZE OF DATABASE (as of Jan. 80 unless indicated) | VOLUME/ACTIVITY | COSTS/REVENUES |
|---|-----|-----------|-----------|--|---|----------------------------|----------|-------|---------------|---|-----------------|--|
| CALDOC - Calgary Documents | 1 | 1,2,3 | 1 | 2,500 records of primarily Canada and Calgary documents held by Social Sciences Dept. of the Calgary Public Lib. | John Gishler, Social Sci. Dept., Calgary Public Lib. | Univ. of Alberta, Edmonton | E | 3,4 | | 2,500 records as of Jan 1981 | | None or P.I. Service charges |
| Canadian Air Pollution Technical Info. Information System | 1 | 1,2,3 | 1 | Information relating to air pollution. | Technical Information Section, Environment Canada, Ottawa | Same as source. | E | 1 | 1965 | 1,500 records as of June 1980 | | - |
| Canadian Business Index - CBI | 1,3 | 1,2,3 | 1 | Citations from Canadian trade and business publications. | Micro Media Limited, Toronto | QL Systems, Ltd., Ottawa | E,F | 2 | July 1975 | 229,264 records as of Nov. 1980 | | \$2.00/signon, \$2.00/search + \$2.00/1000 lines printed offline. Surcharge - \$14/connect hr. + \$.15/printout. |
| Canadian Business Index - CBPI | 1,3 | 1,2,3 | 1 | " " | Information Access, Toronto | Infomart, Toronto | E | 2 | 1975 | 170,935 records | | \$75*/hr.+\$8*/hr. telecom. \$.15/record offline SDI - \$3.00/update. |

PUBLIC INFORMATION SERVICES INDUSTRY

| NAME | REF | FUNCT- IONS | DATA TYPE | DESCRIPTION OF KEY SERVICES | SOURCE | VENDOR | LANGUAGE | FOCUS | STARTING DATE | SIZE OF DATABASE (as of Jan. 80 unless indicated) | VOLUME/ACTIVITY | COSTS/REVENUES |
|--------------------------------------|-----|----------------|--------------|--|--|----------------------------|----------|-------|------------------|---|-----------------|--|
| Canadian Criminal Cases - CCC | 1,2 | 1,2,3 | 2 | Summaries of law reports w/decisions from all Cdn. courts, incl. Supreme Ct. Headnotes of the 2nd series (1971 - Sept. 25/79) of Canadian Criminal Cases. | Canada Law Book Ltd., Agincourt, Ont. | QL Systems Ltd., Ottawa | E | 4 | 1971 | 4,071 records as of March 1980 4,181 decisions Feb. 3, 1981 | | \$2.00/signon, \$2.00/search, \$2.00/1000 lines printed offline. Surcharge - \$3.00 per search. |
| Canadian Environment - CENV | 1,3 | 1,2,3 | 1 | Bibliographic refs. to water related scientific and related scientific and technical literature. | " | " | E | 1,4 | 1970 | 42,225 records as of Nov. 1980 (annual growth 7,200 records) | | \$2.00/signon, \$2.00/search, \$1.50/1000 lines printed offline. |
| Canadian Newspaper Index - CNI | 1,3 | 1,2,3 | 1 | An index to major stories in Canadian newspapers. | Micromedia, Toronto | INFOMART, Toronto | E | 5 | 1977 | 149,254 records projected annual growth rate 72,000 records | | \$75*/hr. + \$8*/hr. tele- com.; \$15/ record for offline prints. SDI - \$3.00 per update. |

PUBLIC INFORMATION SERVICES INDUSTRY

| NAME | REF | FUNCTIONS | DATA TYPE | DESCRIPTION OF KEY SERVICES | SOURCE | VENDOR | LANGUAGE | FOCUS | STARTING DATE | SIZE OF DATABASE (as of Jan. 80 unless indicated) | VOLUME/ACTIVITY | COSTS/REVENUES |
|---|-----|-----------|-----------|--|---|---|----------|-------|---------------|--|-----------------|--|
| Canadian Newspaper Index - CNI | 1,3 | 1,2,3 | 1 | Index to major stories in various leargely circulated Canadian newspapers. | Micromedia Toronto | QL Systems Ltd., Ottawa | E,F | 5 | Jan. 1977 | 201,316 records as of Nov. 1980 | | \$2.00/signon, \$2.00/search, \$2.00/1000 lines printed offline. Surcharge = \$.14/hr. + \$.15/document printed at QL. |
| Canadian Transportation Documentation System - CTDS | 1,3 | 1,2,3 | 1 | Coded portions of non-restricted documents from Transport Canada. | Transport Canada, Ottawa | C.I.S.T.I., N.R.C., Ottawa | E,F | 1,5 | 1960 | 68,986 records as of March 1980 (annual growth 11,800 records) | | \$45/connect. hr. + \$.35/offline print. |
| Cancerlit | 1 | 1,2,3 | 1 | Citations and abstracts from Cancer Therapy; Covers approx. 3000 journals. | U.S. National Medical Library, through C.I.S.T.I., Ottawa | National Library of Medicine, Bethesda, Md. C.I.S.T.I., 21511 | E,F | 1,4 | Jan. 1963 | 187,562 records as of Oct. 1979 | | \$15*/hr. or \$8*/hr. (depending on hours) \$.15*/page of off-line print + \$5 to \$10/hr. telecom. |

PUBLIC INFORMATION SERVICES INDUSTRY

| NAME | REF | FUNC-TIONS | DATA TYPE | DESCRIPTION OF KEY SERVICES | SOURCE | VENDOR | LANGUAGE | FOCUS | STARTING DATE | SIZE OF DATABASE (as of Jan. 80 unless indicated) | VOLUME/ACTIVITY | COSTS/REVENUES |
|----------------------------------|-----|------------|-----------|--|---|--|----------|-------|---------------|---|-----------------|--|
| Cancerproj | 1 | 1,2,3 | 1 | Summaries of on-going cancer research projects from many countries for most recent 3 years. Subset of Smithsonian Information Exchange File. | Lib. of Medicine Current Cancer Res. Projects Analysis Centre, C.I.S.T.I., Ottawa | National Library of Medicine, Bethesda, Md. | E,F | 1,4 | 1975 | 19,904 records as of Oct. 1979 | | " |
| CANPLAINS | 1,3 | 1,2,3 | 1 | Covers all plains related research including environmental studies. | Canadian Plains Research Centre | Canadian Plains Research Centre, Univ. of Regina | E | 1,3,4 | 1975 | 10,000 records as of Dec. 1980 (annual growth rate 1,500 records) | | \$15/search + computer and printing costs. Surcharge for search over 50 items. |
| Catalogue Support System (CATSS) | 1 | 1,2,3 | 1 | UTLAS, CATSS system enables an online catalog support system to be offered to libraries internationally. Offers a variety of products to support record editing. | UTLAS, Toronto | UTLAS, Toronto | E | 3,4 | 1973 | - | | - |

PUBLIC INFORMATION SERVICES INDUSTRY

| NAME | REF | FUNCTIONS | DATA TYPE | DESCRIPTION OF KEY SERVICES | SOURCE | VENDOR | LANGUAGE | FOCUS | STARTING DATE | SIZE OF DATABASE (as of Jan. 80 unless indicated) | VOLUME/ACTIVITY | COSTS/REVENUES |
|---|-----|-----------|-----------|--|---|-------------------------|----------|-------|---------------|---|-----------------|---|
| Catline | 1 | 1,2,3 | 1 | U.S. National Library of Medicine Cataloguing. | U.S. Nat. Lib. of Medicine, | C.I.S.T.I. | E,F | 4 | 1965 | 192,024 records as of Oct. 1979 | | \$15*/hr. or \$8*/hr. (depending on hours) \$.15*/page of off-line print + \$5* or \$10*/hr. telecom. |
| CGOT- Canadian Govt. Office of Tourism - TDRC | 1 | 1,2,3 | 1 | Bibliographic information oriented to tourism, recreation, leisure, and related topics. | C.G.O.T., Ottawa | C.G.O.T., Ottawa | E | 5 | 1957 | 4,500 records as of Jan. 1981 | | - |
| Charging for Library Services | 1 | 1,2,3 | 1 | References to journal articles and reports describing pros & cons of charging for services in tax supported libraries. | Graduate School of Library Science, McGill, Univ. | QL Systems Ltd., Ottawa | F,E | 3 | 1974 | | | \$2/signon, \$2/search \$2/1000 lines printed off-line |
| Chemical Abstracts/ CASIA, CHEMCON | 1 | 1,2,3 | 1 | References on all aspects of chemistry and chemical engineering. | Chemical Abstracts Service, Ohio State Univ. | INFOMART, Toronto | E | 1 | Jan. 1970 | 36,230,086 records | | \$70*/hr.+\$8*/hr. telecom. \$.20*/record for offline prints. |

PUBLIC INFORMATION SERVICES INDUSTRY

| NAME | REF | FUNCTIONS | DATA TYPE | DESCRIPTION OF KEY SERVICES | SOURCE | VENDOR | LANGUAGE | FOCUS | STARTING DATE | SIZE OF DATABASE (as of Jan. 80 unless indicated) | VOLUME/ACTIVITY | COSTS/REVENUES |
|-------------------------------|-----|-----------|-----------|---|-----------------------------------|-----------------|----------|-------|---------------|---|-----------------|--|
| Chemical Industry Notes - CIN | 1 | 1,2,3 | 1 | Weekly compilation of brief extracts of articles concerning aspects of the chemical industry. | American Chemical Society, U.S.A. | " | E | 1,2 | 1974 | 246,541 records | | \$75*/hr. + \$8*/hr. telecom. \$.20/offline print SDI - \$2.50/update. |
| Chemical Industry Notes - CIN | 1 | 1,2,3 | 1 | " " | " | DIALOG Lockheed | E | 1,2 | 1974 | 260,000 records as of Jan. 1981 | | \$45*-\$60*/hr. + \$5* or \$8*/hr. telecom. \$.20/full records for offline prints. |
| Chemline (NLM) | 1 | 1,2,3 | 1 | Chemical dictionary file for chemicals cited in Toxline which have Chemical Abstracts Service Registry numbers. | National Medical Library | C.I.S.T.I. | E,F | 1 | | 425,121 records as of Oct. 1979 | | \$15*/hr. or \$8*/hr. (depending on hours) \$.15*/page of offline prints + \$5 to \$10* per hr. telecom. An additional \$4* per hr. and \$.02 per offline hit for royalties. |

PUBLIC INFORMATION SERVICES INDUSTRY

| NAME | REF | FUNCTIONS | DATA TYPE | DESCRIPTION OF KEY SERVICES | SOURCE | VENDOR | LANGUAGE | FOCUS | STARTING DATE | SIZE OF DATABASE (as of Jan. 80 unless indicated) | VOLUME/ACTIVITY | COSTS/REVENUES |
|---|-----|-----------|-----------|--|----------------------------|----------------------------------|----------|-------|---------------|---|-----------------|--|
| CHEMNAME TM - Chemical Name Dictionary | 1 | 1,2,3 | 1 | CAS Registry numbers, CA Index names, molecular formulas and synonyms for chemical substances covered by CASIA. | Chemical Abstracts Service | DIALOG Lockheed | E | 1 | Jan. 1972 | 736,000 | | \$55*-\$70*/hr. + \$5* to \$8*/hr. telecom. Off-line prints are \$.20 per full record. |
| Chemsearch TM | 1 | 1,2,3 | 1 | Dictionary listing of the most recently cited chemical substances in CA Search, and a companion file to CHEMNAME. | " | " | E | 1 | | 45,000 (April, 1980) | | \$40*-\$55* per connect hr. + telecom. of \$5* or \$8*/hr. \$.16/full record printed offline |
| CHEMSIS - TM | 1 | 1,2,3 | 1 | Dictionary file of CAS registry numbers, CA Index names, molecular formulas, synonyms, and ring data for substances cited once during a collective index period of Chemical Abstracts. | DIALOG TM | " | E | 1 | 1972 | 2,270,000 records as of July 1980 | | - |
| Chemx | 1 | 1,2,3 | 1 | Chemical index derived from the CA Search File. | (U.S.?) | C.I.S.T.I., N.R.C., Ottawa | E,F | 1 | Jan. 1979 | 915,623 records as of Sept. 1980 | | \$40*/hr. + U.S. royalties of \$24*/hr. |

PUBLIC INFORMATION SERVICES INDUSTRY

| NAME | REF | FUNCTIONS | DATA TYPE | DESCRIPTION OF KEY SERVICES | SOURCE | VENDOR | LANGUAGE | FOCUS | STARTING DATE | SIZE OF DATABASE (as of Jan. 80 unless indicated) | VOLUME/ACTIVITY | COSTS/REVENUES |
|---|-----|-----------|-----------|---|--|-------------------|----------|-------|---------------|---|-----------------|---|
| Child Abuse and Neglect | 1 | 1,2,3 | 1 | Descriptions of ongoing and completed research projects, excerpts of current State laws, and descriptions of service programs in child abuse and neglect. | National Center for Child Abuse & Neglect, U.S. Dept. of Health, Ed. and Welfare | DIALOG Lockheed | E | 3,4 | 1965 | 7,000 records as of Jan. 1981 | | \$20*-\$35*/hr.+ \$5* or \$8*/hr. telecom. \$.10 per full record printed offline. |
| CIS - Congressional Information Service | 1 | 1,2,3 | 1 | Abstracting and indexing service providing an awareness of, and access to the info. content of the working papers of the U.S. Congress. | Congressional Information Service, Inc. Wash. D.C. | INFOMART, Toronto | E | 4 | Jan. 1970 | 118,641 records | | \$100*+\$8*/hr. telecom. \$.25 per record for offline prints. |
| CIS - Congressional Information Service | 1 | 1,2,3 | 1 | " " | " | DIALOG Lockheed | E | 4 | 1970 | 110,000 records as of Jan. 1981 | | \$75*-\$90*/hr.+ \$5* or \$8* per hr. telecom. \$.15*/each for offline prints. |

PUBLIC INFORMATION SERVICES INDUSTRY

| NAME | REF | FUNCT- IONS | DATA TYPE | DESCRIPTION OF KEY SERVICES | SOURCE | VENDOR | LANGUAGE | FOCUS | STARTING DATE | SIZE OF DATABASE (as of Jan. 80 unless indicated) | VOLUME/ACTIVITY | COSTS/REVENUES |
|---|-----|----------------|--------------|---|--|--|----------|-------|------------------|--|-----------------|--|
| CISTI Catalogue (OON) | 1 | 1,2,3 | 1 | Provides access to a subset of CISTI's holding includ- ing branch libraries' hold- ings catalogued since Jan. 1978 through UTLAS. | C.I.S.T.I., Ottawa | C.I.S.T.I., N.R.C., Ottawa | E,F | 1 | 1978 | 96,837 records as of Nov. 1980 | | \$40/hr. \$.35/offline citation. On- line document ordering - \$2.20 min., 1-10 photo- copied pages, 22¢ each. \$2.20/report. |
| Citizens Concerns Study | 1 | 1,2,3 | 1 | Data which supplements City of Edmonton's aggregate Stats. such as crime rates and traffic flow. | Office of the Mayor, City of Edmonton | Office of the Mayor, City of Edmonton | E | 3 | Sept. 1978 | 1,439 records as of Dec. 1979 | | - |
| CLAIMS/CHEM - U.S. Chemical Patents | 1 | 1,2,3 | 1 | U.S. chemical and chemi- cally related patents plus some foreign equivalents. | IFI/Plenum Data Company Arlington, Va. | DIALOG Lockheed | E | 1 | 1950 | 265,000 records as of Jan. 1979 | | \$80*-\$95*/hr.+ \$5* to \$8*/hr. telecom. \$.15/record for offline prints. |
| CLAIMS/CHEM - U.S. Patent Abstracts Weekly | 1 | 1,2,3 | 1 | Companion to CLAIMS TM/U.S. Patent Abstracts. | " | " | E | | | 3,000 | | Same as above except \$.50/ record printed offline + \$.25 per online record. |

PUBLIC INFORMATION SERVICES INDUSTRY

| NAME | REF | FUNCTIONS | DATA TYPE | DESCRIPTION OF KEY SERVICES | SOURCE | VENDOR | LANGUAGE | FOCUS | STARTING DATE | SIZE OF DATABASE (as of Jan. 80 unless indicated) | VOLUME/ACTIVITY | COSTS/REVENUES |
|---|-----|-----------|-----------|---|-------------------------------------|-----------------|----------|-------|---------------|---|-----------------|--|
| CLAIMS/CHEM/UNITERM 1950-1970 | 1 | 1,2,3 | 1 | All U.S. chemical and chemically-related patents listed in chemical section of U.S. Patent Office official gazette. | IFI/Plenum Data Co., Arlington, Va. | DIALOG Lockheed | E | 1 | 1950 | 265,000 records as of 1970 | | \$282*-\$300*/hr. + \$5* or \$8* per hr. telecom. \$.15/record printed off-line. |
| CLAIMS/CHEM/UNITERM 1971-1977 | 1 | 1,2,3 | 1 | " " | " | " | E | 1 | 1971 | 148,515 | | " |
| CLAIMS/CHEM/UNITERM 1978-present | 1 | 1,2,3 | 1 | " " | " | " | E | 1 | 1978 | 39,061 records as of Dec. 1979 | | " |
| CLAIMS/CLASS | 1 | 1,2,3 | 1 | Dictionary index to the U.S. Patent Office Classification Codes. | " | " | E | 1,(4) | | 96,000 | | \$80*-95*/hr. + \$5* or \$8*/hr. telecom. \$10/record printed online. |
| CLAIMS/U.S. Patents Abstracts '78-present | 1 | 1,2,3 | 1 | U.S. patents classified by U.S. Patents Office since beginning of 1978. | IFI Plenum Co., Arlington, Va. | DIALOG Lockheed | E | 1 | 1978 | 100000 records as of Jan. 1981 | | \$80*-\$95*/hr. + \$5* or \$8* per hr. telecom. \$.50/record printed off-line and \$.25/online record. |

PUBLIC INFORMATION SERVICES INDUSTRY

| NAME | REF | FUNC-TIONS | DATA TYPE | DESCRIPTION OF KEY SERVICES | SOURCE | VENDOR | LANGUAGE | FOCUS | STARTING DATE | SIZE OF DATABASE (as of Jan. 80 unless indicated) | VOLUME/ACTIVITY | COSTS/REVENUES |
|-------------------------------|-----|------------|-----------|---|---|---------------------------------|----------|-------|---------------|---|-----------------|---|
| CLAIMS/U.S. Patents 1971-1977 | 1 | 1,2,3 | 1 | U.S. patents from 1971-1977. | " | " | E | 1 | 1971 | 517394 records as of 1977 | | \$80*-\$95*/hr. (depending on hrs.) \$.15/record printed off-line. |
| Clinprot | 1 | 1,2,3 | 1 | Contains descriptions of drug trials with anti-replastic agents also of research in progress. | U.S. National Library of Medicine | CISTI | E,F | 1,4 | | 1669 records as of Oct. 1979 | | \$15*/hr. or \$8*/hr. (depending on hrs.) \$.15/page of offline print + \$5* to \$10*/hr. telecom. |
| COAL - ABS (Coal Abstracts) | 1,3 | 1,2,3 | 1 | Bibliographic database of technical literature on coal technology. | Coal Technology Information Centre, Alberta Research Council. | University of Alberta, Edmonton | E | 1 | | 4,971 records as of Jan. 1981 (annual growth 2,400 records) | | Univ. of Alberta Computing Centre Charges |

PUBLIC INFORMATION SERVICES INDUSTRY

| NAME | REF | FUNCTIONS | DATA TYPE | DESCRIPTION OF KEY SERVICES | SOURCE | VENDOR | LANGUAGE | FOCUS | STARTING DATE | SIZE OF DATABASE (as of Jan. 80 unless indicated) | VOLUME/ACTIVITY | COSTS/REVENUES |
|---|-----|-----------|-----------|---|---|-------------------------|----------|-------|---------------|--|--|--|
| Cold Regions | 1 | 1,2,3 | 1 | Covers world literature in all scientific and technical subject areas pertaining to snow, ice, permafrost or frozen ground. | U.S. Library of Congress, Science and Tech. Div. | INFOMART | E | 1 | 1962 | 67,408 records | | \$95*/hr.+\$20*/record printed offline. Plus \$8*/hr. telecom. |
| Commonwealth Agricultural Bureaux Abstracts-CAB | 1 | 1,2,3 | 1 | More than 8500 periodicals in 37 languages scanned annually by CAB - also books, reports and other publications. | Commonwealth Agricultural Bureaux, G.B. | DIALOG Lockheed | E | 1 | 1973 | 890,000 records | | \$20*-\$35*/hr.+\$5* or \$8*/hr. telecom. costs. \$.25/full citation and abstract. |
| Communications Information (COMM) | 1,3 | 1,2,3 | 1 | Covers communications, mass media, propaganda and telecommunications. | J. Black, University of Guelph, Ontario. | QL Systems Ltd., Ottawa | E,F | 1,3,5 | | 9,182 records as of Nov. 18/1980 (annual growth 2,000 records) | \$2.00/signon, \$2.00/search, \$2.00/1000 lines printed offline. | |
| Comprehensive Dissertation Index | 1 | 1,2,3 | 1 | References to U.S. doctoral dissertations, Cdn. Dissertation, and selected masters theses. | Xerox University Microfilms International, U.S.A. | DIALOG Lockheed | E | 4 | 1861 | 600,000 records as of Jan. 1981 | | \$40*-\$55*/hr.+\$5* or \$8*/hr. telecom. costs. \$.12/record for offline prints. |

PUBLIC INFORMATION SERVICES INDUSTRY

| NAME | REF | FUNCTIONS | DATA TYPE | DESCRIPTION OF KEY SERVICES | SOURCE | VENDOR | LANGUAGE | FOCUS | STARTING DATE | SIZE OF DATABASE (as of Jan. 80 unless indicated) | VOLUME/ACTIVITY | COSTS/REVENUES |
|--------------------------------|-----|-----------|-----------|--|-------------------------------------|-------------------|----------|-------|---------------|---|-----------------|---|
| Conference Papers Index | 1 | 1,2,3 | 1 | Latest ongoing research and development info. presented at 1000 conferences and meetings throughout the world. More than 100000 titles of papers indexed each yr. for retrieval. | Data Courier, Inc., Louisville, Ky. | INFOMART, Toronto | E | 1,4 | 1973 | 732,611 records | | \$75*/hr. and \$.25*/citation for offline prints. Plus \$8*/hr. telecom. costs. SDI - \$4.50* per update. |
| Conference Papers Index | 1 | 1,2,3 | 1 | " " | " | DIALOG Lockheed | E | 1,4 | Jan. 1973 | 670,000 records as of Jan. 1981 | | \$58*-\$73*/hr.+ \$5*-\$8*/hr. telecom. costs. \$.20/offline print. |
| Congressional Record | 1 | 1,2,3 | 1 | Comprehensive abstracts covering each issue of the Congressional Record. | Capitol Services, Inc., Wash. D.C. | " | E | 4 | 1976 | 205,000 records as of Dec. 1980 | | \$60*-\$75*/hr.+ \$5* or \$8*/hr. telecom. costs. \$.15/record printed offline. |
| Congressional Record - CRECORD | 1 | 1,2,3 | 1 | Record of transaction on floor of U.S. Congress. | Capitol Services, Inc., Wash. D.C. | INFOMART, Toronto | E | 4 | Jan. 1976 | 181,476 records | | \$95*/hr.+ \$8*/hr. telecom. \$.25/record printed offline. |

PUBLIC INFORMATION SERVICES INDUSTRY

| NAME | REF | FUNCTIONS | DATA TYPE | DESCRIPTION OF KEY SERVICES | SOURCE | VENDOR | LANGUAGE | FOCUS | STARTING DATE | SIZE OF DATABASE (as of Jan. 80 unless indicated) | VOLUME/ACTIVITY | COSTS/REVENUES |
|---|-----|-----------|-----------|---|-------------------------------|----------------------------|----------|-------|---------------|--|-----------------|---|
| Cooperative Documents Project (CODOC) | 1 | 1,2,3 | 1 | Produced by 11 academic libraries in Ontario and providing access to separate gov't. publications collections of the participating libraries. | Library, University of Guelph | C.I.S.T.I., N.R.C., Ottawa | E,F | 4 | 1970 | 505,980 records as of Nov. 1980 | | \$45*/hr. \$35/offline citation. |
| CRDS - Chemical Reactions Documentation Service | 1 | 1,2,3 | 1 | Citations to worldwide journal and patent literature on new and improved methods in organic synthesis. | Derwent Publications | <i>1, 1/1/1974</i> | E | 1 | 1942 | - | | \$100*/hr.+\$5* or \$8*/hr. telecom. \$.13*/offline citation. |
| Current Research Information System | 1 | 1,2,3 | 1 | Current research in agriculture and related sciences. | U.S. Dept. of Agriculture | DIALOG Lockheed | E | 1 | July 1974 | 31,000 records as of Jan. 1981 | | \$25*-\$40*/hr.+\$5* or \$8*/hr. telecom. \$.10/record printed offline. |
| Data Base Index | 1 | 1,2,3 | 1 | File DBI, master index to all Infomart databases, provides method for selecting appropriate databases for any given subject. | INFOMART, Toronto | Same as source. | E | 4 | - | - | | \$45*/hr. + \$8*/hr. telecom. |
| Data Reference (D-REF) | 1,3 | 1,2,3 | 1 | Detailed references to Cdn. data collections and data systems on water resources, lands, forestry and wildlife. | WATDOC, Environment Canada | QL Systems, Ottawa | E | 1 | 1976 | 855 records as of Nov. 1980 (annual growth rate 250 records) | | \$2/signon, \$2/search, \$2/1000 words printed offline. |

PUBLIC INFORMATION SERVICES INDUSTRY

| NAME | REF | FUNCTIONS | DATA TYPE | DESCRIPTION OF KEY SERVICES | SOURCE | VENDOR | LANGUAGE | FOCUS | STARTING DATE | SIZE OF DATABASE (as of Jan. 80 unless indicated) | VOLUME/ACTIVITY | COSTS/REVENUES |
|---|-----|-----------|-----------|---|------------------------------------|----------------------------|----------|-------|---------------|---|-----------------|--|
| Delft Hydraulics Laboratory | 1 | 1,2,3 | 1 | References W/abstracts, to world literature of all types on hydrology and related subjects. | <i>Delft Hydraulics Laboratory</i> | " | E | 1 | 1975 | 5,993 records as of Nov. 1980 | | " |
| DEVISL - Development Science Information System | 1 | 1,2,3 | 1 | Info. system covering literature on the economic and social aspects of Third World development. | I.D.R.C., Ottawa | Same as source. | E | 3 | 1975 | 3,639 records as of Feb. 1981 | | - |
| DIALINDEX (Lockheed) | 1 | 1,2,3 | 1 | Online directory to DIALOG databases. | <i>Lockheed</i> | DIALOG Lockheed | E | 4,5 | - | - | | \$20*-\$35*/hr. + telecom. of \$5* or \$8*/hr. |
| DIALOG Publications | 1 | 1,2,3 | 1 | Contains descriptions of DIALOG Information Retrieval Service Publications. | <i>Lockheed</i> | " | E | 4,5 | - | - | | \$15*/hr. + \$5* or \$8*/hr. telecom. costs. |
| Directory of Federally Supported Research in Universities - IEC | 1 | 1,2,3 | 1 | National repository for university-based research projects. | C.I.S.T.I., N.R.C., Ottawa | C.I.S.T.I., N.R.C., Ottawa | E,F | 3 | 1971 | 86,740 records as of July 1980 | | \$40/hr. + \$.35/ offline print-out. |

PUBLIC INFORMATION SERVICES INDUSTRY

| NAME | REF | FUNC-TIONS | DATA TYPE | DESCRIPTION OF KEY SERVICES | SOURCE | VENDOR | LANGUAGE | FOCUS | STARTING DATE | SIZE OF DATABASE (as of Jan. 80 unless indicated) | VOLUME/ACTIVITY | COSTS/REVENUES |
|------------------------|-----|------------|-----------|--|--|--|----------|-------|---------------|---|-----------------|---|
| Disclosure | 1 | 1,2,3 | 1 | Extracts of reports filed with the Securities and Exchange Commission (SEC). | M. Bayer, Disclosure, Inc., Wash., D.C. | DIALOG Lockheed | E | 2,4 | Jan. 1978 | 100000 records as of Jan. 1981 | | \$45*-\$60*/hr.+ \$5* or \$8* telecom. costs. \$5/off-line print in format 5; \$3/online print in format 5. |
| Dissertation Abstracts | 1 | 1,2,3 | 1 | Doctoral dissertations granted by U.S. educational institutions and over 125 non-U.S. universities. | Xerox University Microfilms, Ann Arbor | INFOMART, Toronto | E | 4 | 1861 | 655302 records | | \$55* + \$8*/hr. telecom. costs. \$.12/record for offline prints. |
| Dissertation Abstracts | 1 | 1,2,3 | 1 | " " | University Microfilms, International, U.S.A. | BRS-Bibliographic Retrieval Services, Inc., N.Y. | E | 4 | " | | | \$8.55/connect hr.+ \$5.50/hr. telecom. costs. |
| DOANE | 1 | 1,2,3 | 1 | Covers literature of agricultural and abribusiness practice, production, products, and marketing. Also known as DICIS-DOANE Information Center Indexing Service. | DOANE Agricultural Service Inc. | INFOMART Toronto | E | 1,2 | Sept. 1955 | 16297 records as of Nov. 1980 | | \$2/signon, \$2/search, \$2/1000 lines printed offline. Surcharge of \$3/search. |

PUBLIC INFORMATION SERVICES INDUSTRY

| NAME | REF | FUNCTIONS | DATA TYPE | DESCRIPTION OF KEY SERVICES | SOURCE | VENDOR | LANGUAGE | FOCUS | STARTING DATE | SIZE OF DATABASE (as of Jan. 80 unless indicated) | VOLUME/ACTIVITY | COSTS/REVENUES |
|---|-----|-----------|-----------|--|---|----------------------------|----------|-------|---------------|---|-----------------|--|
| Dominion Law Reports - DLR (See also DLO) | 1,2 | 1,2,3 | 1 | Test database containing headnotes of all Canadian and criminal civil cases reported in 3rd series of Dominion Law Reports. | Canada Law Book Ltd., Agincourt | QL Systems Ltd., Agincourt | E | 4 | Sept. 1955 | 16,643 as of summer 1981 | | \$2/signon, \$2/search, \$2/1000 lines printed off-line. Surcharge = \$3/search. |
| Dunn and Bradstreet | 1 | 1,2,3 | 1 | Statistics defined by Data Types (business, city, employees, etc.) for companies in cities throughout Canada. | Dunn and Bradstreet | - | E | 2 | | 600 records as of Aug. 1977 (must be more ?) | | |
| Economics - ECON | 1 | 1,2,3 | 1 | Reference index to worldwide selection of articles and books concerning economics and related subjects. | Intl. Comm. for Social Science Information and Documentation | QL Systems Ltd., Ottawa | E | 2 | 1979 | 1,882 records as of Nov. 1980 | | \$2/signon, \$2/search, \$2/1000 lines printed off-line. |
| Economics Abstracts International | 1 | 1,2,3 | 1 | Abstracts from world literature on markets, investment climate, and economic situations in all countries and branches of industry. | Economic Service of the Dutch Info. Ministry for Economic Affairs | DIALOG Lockheed | E | 2,4 | 1974 | 80,500 records as of Jan. 1981 | | \$50-\$65/hr. + \$.20*/record printed off-line, + \$5* or \$8*/hr. telecom. costs. |

PUBLIC INFORMATION SERVICES INDUSTRY

| NAME | REF | FUNCTIONS | DATA TYPE | DESCRIPTION OF KEY SERVICES | SOURCE | VENDOR | LANGUAGE | FOCUS | STARTING DATE | SIZE OF DATABASE (as of Jan. 80 unless indicated) | VOLUME/ACTIVITY | COSTS/REVENUES |
|---|-----|-----------|-----------|--|---|--|----------|-------|---------------|---|-----------------|--|
| Educational Resources Information Center - ERIC | 1 | 1,2,3 | 1 | Covers citations, including abstracts, published mthly. in Research in Education and Current Index to Journals in Education. | ERIC Processing & Reference Facility, Maryland. | BRS-Bibliographic Retrieval Services, Inc., N.Y. | E | 4 | 1966 | — | | \$17.10/hr.+ \$5.50/hr. telecom. costs. |
| Educational Resources Information Center - ERIC | 1 | 1,2,3 | 1 | " " | Educational Resources Information Center, Wash., D.C. | INFOMART Toronto | E | 4 | 1966 | 376,809 records | | \$35*/hr.+ \$8*/hr. telecom costs. \$.10/ offline print SDI=\$2.50*/update. |
| Educational Resources Information Center - ERIC | 1 | 1,2,3 | 1 | " " | " | DIALOG Lockheed | E | 4 | 1966 | 402,262 records as of Sept. 1980 | | \$8*-\$25*/hr.+ \$5* or \$10*/hr. telecom costs. \$.10/ record for offline prints. |

PUBLIC INFORMATION SERVICES INDUSTRY

| NAME | REF | FUNCTIONS | DATA TYPE | DESCRIPTION OF KEY SERVICES | SOURCE | VENDOR | LANGUAGE | FOCUS | STARTING DATE | SIZE OF DATABASE (as of Jan. 80 unless indicated) | VOLUME/ACTIVITY | COSTS/REVENUES |
|-------------------------------------|-----|-----------|-----------|--|------------------------------------|----------------------------|--------------|-------|---------------|---|-----------------|--|
| EI - Computerized Engineering Index | 1 | 1,2,3 | 1 | Contains references to all aspects of engineering; over 3000 journals are monitored. | Engineering Index, Inc., N.Y. | C.I.S.T.I., N.R.C., Ottawa | E,F (72%) | 1 | Jan. 1970 | 914,688 records as of Nov. 1980 | | \$40/hr.+\$16*/hr. royalty. \$.35/offline citation;\$.06*/offline cit.; \$.06*/online cit.;royalties are \$25*/hr., \$.10*/citation printed online or offline. Online document ordering - \$2.20 min. 22¢/photocopy; microfiche duplicated at \$2.20/report. |
| EIS Industrial Plants | 1 | 1,2,3 | 1 | Information on U.S. Industrial Establishments of 20 or more employees. | Economic Information Systems, N.Y. | DIALOG Lockheed | E | 2 | | 142,000 records as of Jan. 1981 | | \$75-\$90/hr.+ \$5 or \$8/hr. telecom. costs. \$.50/record for on-line and off-line prints. |

PUBLIC INFORMATION SERVICES INDUSTRY

| NAME | REF | FUNCTIONS | DATA TYPE | DESCRIPTION OF KEY SERVICES | SOURCE | VENDOR | LANGUAGE | FOCUS | STARTING DATE | SIZE OF DATABASE (as of Jan. 80 unless indicated) | VOLUME/ACTIVITY | COSTS/REVENUES |
|--|-------|-----------|-----------|--|--|----------------------------|----------|-------|---------------|---|-----------------|--|
| EIS Non-manufacturing Establishments | 1 | 1,2,3 | 1 | Current info. on non-manufacturing establishments and firms employing 20 people in the U.S. | " | " | E | 2 | | 238,000 records as of Jan. 1981 | | " |
| ELCOM | 1 | 1,2,3 | 1 | International coverage of literature in 9 areas of electronics and computers, derived from 8,5000 periodicals and other sources. | Cambridge Scientific Abstracts Inc., Mass. | INFOMART Toronto | E | 1 | Aug. 1977 | 63,904 records | | \$45*+\$8*/hr. telecom. \$.10/record for offline prints. |
| Electric Power Industry Abstracts - EPIA | 1 | 1,2,3 | 1 | Provides access to literature on electric power plants and related facilities. | - | " | E | 1 | 1975 | - | | - |
| Elias | 1 | 1,2,3 | 1 | Access to holdings of 15 libraries; includes fully catalogued records for series, monographs, conferences and technical reports. | Environment Canada, Departmental Library, Ottawa | C.I.S.T.I., N.R.C., Ottawa | E,F | 1,4 | 1976 | 22,613 records as of Sept. 1980 (annual growth 3,600 records) | | \$50/hr.+\$.35/ offline print. |
| ENC - Energy Calendar | 1,2,3 | 1,2,3 | 1 | Contains citations to an international calendar of energy conferences, seminars, etc. | EMR and others. | QL Systems Ltd., Ottawa | E,F | ,3,5 | | 28 records as of Nov. 18, 1980 | | \$2/signon, \$2/search, \$2/1000 lines printed offline. |

PUBLIC INFORMATION SERVICES INDUSTRY

| NAME | REF | FUNCTIONS | DATA TYPE | DESCRIPTION OF KEY SERVICES | SOURCE | VENDOR | LANGUAGE | FOCUS | STARTING DATE | SIZE OF DATABASE (as of Jan. 80 unless indicated) | VOLUME/ACTIVITY | COSTS/REVENUES |
|------------------------------|-------|-----------|-----------|---|--------------------------------------|-------------------------|----------|-------|---------------|---|-----------------|--|
| Encyclopeida of Associations | 1 | 1,2,3 | 1 | Detailed info. on 14,000 non-profit American membership organizations. | Gale Research Company, U.S. | DIALOG Lockheed | E | 5 | | 15,101 records as of Jan. 1981 | | \$40*-\$55/hr.+ \$.15/record printed off-line. Plus \$5* or \$8*/hr. telecom. costs. |
| Energy Projects - ENP | 1,2,3 | 1,2,3 | 1 | Abstracts of ongoing energy projects in Canada. | E.M.R.; Creb; C.S.L.; McNeil | QL Systems Ltd., Ottawa | E,F | 1 | | 690 records as of summer 1981 | | \$2/signon, \$2/search, \$2/1000 lines printed off-line. |
| Energyline | 1 | 1,2,3 | 1 | Contains energy information abstracts from the Energy Information Centre. | Energy Information Centre, N.Y. | INFOMART, Toronto | E | 1 | Jan. 1971 | 26,171 records | | \$90*/hr.+ \$8*/hr. telecom. \$.20/record printed off-line. |
| Energyline | 1 | 1,2,3 | 1 | Covers a range of scientific, technical, socio-economic, governmental policy and planning and current affairs info. | Environment Information Centre, U.S. | DIALOG Lockheed | E | 1 | " | 26,000 records | | \$75*-\$90*+\$5* or \$8*/hr. telecom. costs. \$.20/record for offline prints. |

PUBLIC INFORMATION SERVICES INDUSTRY

| NAME | REF | FUNCTIONS | DATA TYPE | DESCRIPTION OF KEY SERVICES | SOURCE | VENDOR | LANGUAGE | FOCUS | STARTING DATE | SIZE OF DATABASE (as of Jan. 80 unless indicated) | VOLUME/ACTIVITY | COSTS/REVENUES |
|-------------------------------|-----|-----------|-----------|--|--|--|----------|-------|---------------|---|-----------------|---|
| Engineering Index - COMPENDEX | 1 | 1,2,3 | 1 | 1600 regular professional and industrial journals as well as proceedings, transactions and special publications pertaining to engineering. | Engineering Index, Inc., N.Y. | INFOMART, Toronto | E | 1 | Jan. 1970 | 849,958 | | \$80*/hr.+5*- \$10*/hr. telecom. costs. \$.10/record offline prints. SDI - \$2.82/update. |
| Engineering Index - COMPENDEX | 1 | 1,2,3 | 1 | " " | " | DIALOG Lockheed | E | 1 | " | 700,000 records as of Jan. 1981 | | \$53*-\$68*/hr.+ \$5 or \$8/hr. telecom. costs. \$.20/record for offline prints. |
| ENLIST | 3 | 1,2,3 | 1 | Engineering Library Index/Scientific and Technical | Engineering Library Univ. of N.B., Fredericton | Engineering Library Univ. of N.B., Fredericton | E | 1 | 1968 (1950) | 110,000 titles (annual growth 15-20,000 titles) | | Univ. of N.B. Computing Centre Charges |
| ENP - Energy Programs | 1,2 | 1,2,3 | 1 | Description of federal and provincial energy programs. Identifies contacts for further information. | EMR and the provinces. | QL Systems Ltd., Ottawa | E,F | 1 | | 45 documents | | \$2/signon, \$2/search, \$2/1000 lines printed off-line. |

PUBLIC INFORMATION SERVICES INDUSTRY

| NAME | REF | FUNCTIONS | DATA TYPE | DESCRIPTION OF KEY SERVICES | SOURCE | VENDOR | LANGUAGE | FOCUS | STARTING DATE | SIZE OF DATABASE (as of Jan. 80 unless indicated) | VOLUME/ACTIVITY | COSTS/REVENUES |
|----------------------------|-----|-----------|-----------|---|---|-----------------------------|----------|-------|---------------|---|-----------------|---|
| ENVIRODOQ | 1,3 | 1,2,3 | 1 | Relevés d'inventaires, évaluations environnementales, rapports d'impact. | Ministère de l'environnement, Québec | INFORMATECH France - Québec | F | 1 | 1970 | 2000 records as of Dec. 1980 | | \$40/hr. in Québec, \$70/hr. outside Québec |
| ENVIRONLINE | 1 | 1,2,3 | 1 | Literature related to environmental studies, taken from journal literature, conference proceedings, govt. and institutional reports, newspapers and then sources. | Environmental Center, N.Y. | INFOMART, Toronto | E | 1,(5) | 1971 | 77002 records | | \$90*+\$8*/hr. telecom. costs. \$.20/record for offline prints. |
| ENVIROLINE | 1 | 1,2,3 | 1 | " " | | DIALOG Lockheed | E | 1 | 1971 | 75000 records | | \$75*-\$90*/hr. + \$8* or \$5*/hr. telecom. costs. \$.20/record for offline prints. |
| Environmental Bibliography | 1 | 1,2,3 | 1 | Indexes 250 periodicals to provide info. on all aspects of environmental studies. | Environmental Studies Institute, California | DIALOG Lockheed | E | 1 | 1973 | 137,000 records | | \$45*-\$60*/hr. + \$5* or \$8*/hr. telecom. costs. \$.15/record for offline prints. |

PUBLIC INFORMATION SERVICES INDUSTRY

| NAME | REF | FUNCTIONS | DATA TYPE | DESCRIPTION OF KEY SERVICES | SOURCE | VENDOR | LANGUAGE | FOCUS | STARTING DATE | SIZE OF DATABASE (as of Jan. 80 unless indicated) | VOLUME/ACTIVITY | COSTS/REVENUES |
|--|-----|-----------|-----------|--|--|--|----------|-------|---------------|---|-----------------|---|
| Environment - ENV | 1,3 | 1,2,3 | 1 | French lang. documents relevant to Canada's environment. | WATDOC, Environment Canada | QL Systems, Ottawa | E, F | 1 | | 599 records as of Nov. 1980 | | \$2/signon, \$2/search, \$2/1000 lines printed off-line. |
| Exceptional Child Education Resources - ECER | 1 | 1,2,3 | 1 | Covers literature dealing with education of handicapped and gifted children. | Council for Exceptional Children, U.S. | BRS - Bibliographic Retrieval Services, Inc., N.Y. | E | 3,4 | 1966 | | | \$22.60*/hr. + \$5.50*/hr. telecom. costs. |
| Exceptional Child Education Resources - ECER | 1 | 1,2,3 | 1 | " " | " | DIALOG Lockheed | E | 3,4 | Jan. 1966 | 35,000 records | | \$10*-\$25*/hr. + \$5* or \$8*/hr. telecom. costs. \$.10/record for offline prints. |
| Excerpta Medica | 1 | 1,2,3 | 1 | Indexing and abstracting to over 3,500 worldwide bio-medical journals. | Excerpta Medica, Amsterdam | DIALOG Lockheed | E | 4 | June 1974 | 1,280,000 records as of April 1980 | | \$50*-\$65*+\$5* or \$8* for telecom. costs. \$.20/record for offline prints. |

PUBLIC INFORMATION SERVICES INDUSTRY

| NAME | REF | FUNCTIONS | DATA TYPE | DESCRIPTION OF KEY SERVICES | SOURCE | VENDOR | LANGUAGE | FOCUS | STARTING DATE | SIZE OF DATABASE (as of Jan. 80 unless indicated) | VOLUME/ACTIVITY | COSTS/REVENUES |
|---|-----|-----------|-----------|--|---|---|----------|-------|---------------|---|-----------------|--|
| EXTDOC | 3 | 1,2,3 | 1 | Business, management, law etc, re: aluminium industry. | Group Information Centre, Alcan, Montreal | Group Information Centre, Alcan, Montreal | E | 2,4 | 1977 | 2,000 records (annual growth 1,000 records) | | In-house. |
| FAO - Food and Agriculture Organization | 1 | 1,2,3 | 1 | Worldwide coverage of documents written by or for FAO on a variety of scientific topics. | Food and Agriculture Organization, Rome | IDRC, Ottawa | E | 1 | 1968 | 30,000 records as of Feb. 1981 | | |
| FEDEX | 1 | 1,2,3 | 1 | Provides access to a variety of information on U.S. government activities. | Predicasts, Inc., Cleveland | INFOMART, Toronto | E | 4 | Oct. 1976 | 155,326 records | | \$90*/hr. + \$8* telecom. costs. \$.20/record for offline prints. SDI = \$3.50/update. |
| Fedreg | 1 | 1,2,3 | 1 | Contains citations gathered daily from the Federal Register. | Capitol Services Inc., Wash., D.C. | INFOMART, Toronto | E | 4 | March 1977 | 88,371 records | | \$95*/hr. and \$25*/offline print. Also \$8*/hr. telecom. |

PUBLIC INFORMATION SERVICES INDUSTRY

| NAME | REF | FUNCTIONS | DATA TYPE | DESCRIPTION OF KEY SERVICES | SOURCE | VENDOR | LANGUAGE | FOCUS | STARTING DATE | SIZE OF DATABASE (as of Jan. 80 unless indicated) | VOLUME/ACTIVITY | COSTS/REVENUES |
|--|-----|-----------|-----------|--|--|------------------------------|----------|-------|---------------|---|-----------------|--|
| Food Science and Technology Abstracts - FSTA | 1 | 1,2,3 | 1 | International coverage from periodicals, patents, books and conferences. | | INFOMART, Toronto | E | 1 | 1969 | 176,921 records | | \$65*/hr.+\$8*/hr. telecom. \$.12/offline print. SDI = \$3.50/update. |
| Food Science and Technology Abstracts - FSTA | 1 | 1,2,3 | 1 | " " | International Food Information Service, U.S. | Lockheed Information Systems | E | 1 | 1969 | 171,000 records | | \$65/hr.+\$5* or \$10*/hr. telecom. costs. \$.15/offline prints. |
| Foods Adlibra | 1 | 1,2,3 | 1 | Contains information on references to food industry developments. | K. & M. Publications, Inc. U.S. | DIALOG Lockheed | E | 1 | Jan. 1974 | 37,000 records | | \$40*-\$55*/hr.+ \$.10*/offline print + \$5* or \$8* per hr. telecom. charges. |
| Forest Products - AIDS | 1 | 1,2,3 | 1 | Worldwide coverage of the entire wood products industry. | | INFOMART, Toronto | E | 1 | 1947 | 12,165 records | | \$90*/hr.+\$20/ offline prints. Plus \$8*/hr. telecom. costs. |

PUBLIC INFORMATION SERVICES INDUSTRY

| NAME | REF | FUNCTIONS | DATA TYPE | DESCRIPTION OF KEY SERVICES | SOURCE | VENDOR | LANGUAGE | FOCUS | STARTING DATE | SIZE OF DATABASE (as of Jan. 80 unless indicated) | VOLUME/ACTIVITY | COSTS/REVENUES |
|-------------------------|-----|-----------|-----------|---|---|-----------------------|----------|-------|---------------|---|-----------------|--|
| Foundation Directory | 1 | 1,2,3 | 1 | Descriptions of over 2,500 foundations with assets exceeding \$1 million, from the Foundation Center. | Foundation Center, N.Y. | DIALOG Lockheed | E | 3 | | 3,200 records | | \$45*-\$60*/hr.+ \$5* or \$8*/hr. telecom. costs. \$.30/ offline prints. |
| Foundation Grants Index | 1 | 1,2,3 | 1 | Grants records of more than 400 U.S. philanthropic foundations, from the Foundation Center. | The Foundation Center, N.Y. | DIALOG Lockheed | E | 3 | Jan. 1973 | 62,000 records | | \$45*-\$60*/hr.+ \$5* or \$8*/hr. telecom. costs. \$.30/ offline prints. |
| FRANCIS | 3 | 1,2,3 | 1 | Multidisciplinary, education language, administration, ethic-sociology, communication and information | Centre National de la Recherche Scientifique, Section CDSH, Paris, F. | Informatech Montreal | F | 2,3 | 1972 | 140,000 (annual growth rate 20%) | | \$40/hr. in Quebec, \$70/hr. outside Quebec |
| France-Actualité | 3 | 1,2,3 | 1 | References to important articles in area of politics and economics in the major French Press (France) | Microfor Inc., Quebec | Microfor Inc., Quebec | E,F | 2,3 | 1978 | 77,000 records (annual growth 28,000 records updated monthly) | | \$50/hr. in Europe (Note: Via European Space Agency) |

PUBLIC INFORMATION SERVICES INDUSTRY

| NAME | REF | FUNCTIONS | DATA TYPE | DESCRIPTION OF KEY SERVICES | SOURCE | VENDOR | LANGUAGE | FOCUS | STARTING DATE | SIZE OF DATABASE (as of Jan. 80 unless indicated) | VOLUME/ACTIVITY | COSTS/REVENUES |
|--|-----|-----------|-----------|--|---|---|----------|-------|---------------|---|-----------------|--|
| Frost and Sullivan DM2 | 1 | 1,2,3 | 1 | Covers U.S. Department of Defense contract awards. | Frost and Sullivan Inc., N.Y. | 1000 7:00 | E | | 1975 | 225,000 records | | \$75*-\$90*/hr.+ \$5* or \$8*/hr. telecom. costs. \$.25/ offline record. |
| Functional Equations Index | 1 | 1,2,3 | 1 | Bibliographic citations to articles on functional equations and their applications.... | Natural Sciences and Engineering Research Council, Ottawa | Univ. of Waterloo (Dept. of Pure Math. and Center for Info. Theory) | E | 3 | 1747 | 8,000 records | | |
| GAP - Government of Alberta Publications | 1 | 1,2,3 | 1 | Bibliographic records of publications of the Gov't of Alberta. | Alberta Public Bureau, Edmonton | Univ. of Alberta | E | 5(?) | 1905 | 14,441 records as of May 1980 | | Univ. of Alberta Computing Centre Charges |
| Geoarchive | 1 | 1,2,3 | 1 | Includes: 1) Geotitles Weekly; 2) Geocom Bulletin; 3) Geoscience Documentation and 4) Bibliography of Vertebrae Paleontol. | U.S. | DIALOG Lockhee | E | 1 | 1969 | 240,000 records as of May 1980 | | \$55*-\$70*/hr.+ \$5* or \$8*/hr. telecom. costs. \$.20/ offline prints. |

PUBLIC INFORMATION SERVICES INDUSTRY

| NAME | REF | FUNCTIONS | DATA TYPE | DESCRIPTION OF KEY SERVICES | SOURCE | VENDOR | LANGUAGE | FOCUS | STARTING DATE | SIZE OF DATABASE (as of Jan. 80 unless indicated) | VOLUME/ACTIVITY | COSTS/REVENUES |
|--------------------------------|-----|-----------|-----------|---|---|---|----------|-------|---------------|---|-----------------|---|
| Geochemical Data System | 3 | | 1 | Geological data on areas in Saskatchewan. | Saskatchewan Research Council, Saskatchewan | Saskatchewan Research Council, Saskatchewan | E | 1 | 1972 | 50,000 records | | (In-house no charge). |
| GEODIAL | 1 | 1,2,3 | 1 | Reports with geological data sponsored by the Alberta Research Council. Uses GEOSCAN as input and Cdn. Society of Petroleum Geologists. | Alberta Research Council, Edmonton | Univ. of Alberta, Edmonton | E | 1 | | 4,331 records as of Sept. 1980 | | Univ. of Alberta Computer Charges |
| Geological References - GEOREF | 1 | 1,2,3 | 1 | Worldwide coverage of geosciences literature in 29 different fields. | American Geological Institute, Wash., D.C. | INFOMART, Toronto | E | 1 | Jan. 1967 | 587,133 records | | \$95*/hr.+ \$8*/hr. telecom. \$25/record for offline prints. SDI = \$3*/update. |
| GEOREF | 1 | 1,2,3 | 1 | Worldwide coverage of the literature on geology and geophysics. | American Geological Institute, VA. | DIALOG Lockheed | E | 1 | 1961 | 640,000 records as of Dec. 1980 | | \$50*-\$65*/hr.+ \$5* or \$8*/hr. telecom. costs. \$.20/record printed offline. |

PUBLIC INFORMATION SERVICES INDUSTRY

| NAME | REF | FUNC-TIONS | DATA TYPE | DESCRIPTION OF KEY SERVICES | SOURCE | VENDOR | LANGUAGE | FOCUS | STARTING DATE | SIZE OF DATABASE (as of Jan. 80 unless indicated) | VOLUME/ACTIVITY | COSTS/REVENUES |
|---------------------|-----|------------|-----------|---|--|--|----------|-------|---------------|---|-----------------|---|
| GEOSCAN | 1,3 | 1,2,3 | 1 | Identifies and indexes published and unpublished geological and related documents dealing with the Cdn. Landmass and its off-shore regions. Also geophysics including non-renewable mineral and energy resources. | Canada Centre for Geoscience Data, Ottawa | Same as source. | E | 1 | 1968 (1845) | 59,708 records as of Oct. 1980. (annual growth 6-7,000, updates 4/yr. | | |
| GPO Monthly Catalog | 1 | 1,2,3 | 1 | References to public documents under the provence of U.S. Fed. Gov't Agencies. | | BRS - Bibliographic Retrieval Services, N.Y. | E | 1,3,4 | July 1976 | 105,440 records as of Sept. 1980 | | |
| GPO Monthly Catalog | 1 | 1,2,3 | 1 | " " | Superintendent of Documents, U.S. Gov't Printing Office, Wash., D.C. | DIALOG Lockheed | E | 1,3,4 | " | 75,000 records as of May 1980 | | \$20*-\$35*/hr. + \$.10/offline record. Plus \$5 or \$8/hr. telecom. costs. |

PUBLIC INFORMATION SERVICES INDUSTRY

| NAME | REF | FUNCTIONS | DATA TYPE | DESCRIPTION OF KEY SERVICES | SOURCE | VENDOR | LANGUAGE | FOCUS | STARTING DATE | SIZE OF DATABASE (as of Jan. 80 unless indicated) | VOLUME/ACTIVITY | COSTS/REVENUES |
|---------------------------------|----------|-----------|-----------|--|--------------------------|-------------------------|----------|-------|---------------|---|-----------------|--|
| Grants | 1 | 1,2,3 | 1 | Single source of reference to more than 1500 grant programs offered by U.S. federal, state, and local governments and private organizations. | Oryx Press, U.S. | INFOMART, Toronto | E | 3 | | 2,000 records as of Jan. 1980 | | \$70*/hr.+ \$8*/hr. telecom. \$.35/record for offline prints. SDI = \$3.33/update. |
| Grants | 1 | 1,2,3 | 1 | " " | Oryx Press, U.S. | DIALOG Lockheed | E | 3 | | | | \$40*-\$50*/hr.+ \$5* or \$8*/hr. \$.30/record printed off-line. |
| Hansard Oral Questions - HQQ | 1,2 3 | 1,2,3 | 1 | Data base (full text version) of questions and responses in the House of Commons in English Language. | House of Commons, Ottawa | QL Systems Ltd., Ottawa | E | (4) | Jan. 1973 | 29,316 as of Feb. 12, 1981 | | \$2/signon, \$2/search, \$2/1000 lines printed off-line. |
| Hansard Questions Ecrites (HQO) | 1,2 3 | 1,2,3 | 1 | Data base (full text version) of questions in French Language-Written. | " | " | E, F | | 1973 | 12,600 questions and responses (annual growth 1,800) 13,026 Feb. 12, 1981 | | |

PUBLIC INFORMATION SERVICES INDUSTRY

| NAME | REF | FUNC-TIONS | DATA TYPE | DESCRIPTION OF KEY SERVICES | SOURCE | VENDOR | LANGUAGE | FOCUS | STARTING DATE | SIZE OF DATABASE (as of Jan. 80 unless indicated) | VOLUME/ACTIVITY | COSTS/REVENUES |
|--|----------|------------|-----------|---|----------------------------------|---------------|----------|-------|---------------|--|-----------------|---|
| Hansard Written Questions - HWQ | 1,2 3 | 1,2,3 | 1 | Data base (full text version) of questions in English language-Written Corresponds to House of Commons debates official report. | " | " | E,F | (4) | " | 12,648 records as of Nov. 1980 | | " |
| Headnotes of the Federal Court of Canada Reports - FCR | 1,2 | 1,2,3 | 1 | Test data base of the headnotes of Federal Court of Canada Reports. | Federal Dept. of Justice, Ottawa | " | E,F | (4) | 1971 | 1,346 records as of Nov. 1980 | | " |
| Headnotes of the Supreme Court of Canada Reports - SCR | 1,2 | 1,2,3 | 1 | Test data base of the headnotes of Supreme Court of Canada reports from 1876 to date. | " | " | E,F | (4) | 1876 | 11,270 records as of Nov. 1980 | | " |
| Health Sciences Information in Canada | 3 | | 1 | Information relating to general health sciences collections in Canada. | CISTI Ottawa | CISTI Ottawa | E,F | 1,4 | 1978 | 1,600 records (annual growth 100 records) | | (via Health Sciences Resource Centre Staff) |
| HISCABEQ | 1,3 | 1,2,3 | 1 | French language references to articles taken from periodicals, these and other sources on the history of Quebec and Canada. | (Microfor Inc.) | Microfor Inc. | F | 3 | 1966 | 17,000 records as of Dec. 1980 (annual growth 2,000 records) | | |

PUBLIC INFORMATION SERVICES INDUSTRY

| NAME | REF | FUNCTIONS | DATA TYPE | DESCRIPTION OF KEY SERVICES | SOURCE | VENDOR | LANGUAGE | FOCUS | STARTING DATE | SIZE OF DATABASE (as of Jan. 80 unless indicated) | VOLUME/ACTIVITY | COSTS/REVENUES |
|--|-----|-----------|-----------|--|--|-------------------------------------|----------|-------|---------------|--|-----------------|---|
| Histline | 1 | 1,2,3 | 1 | History of medicine and related sciences, professions, individuals, institutions, drugs, and diseases given chronological areas. | U.S. National Library of Medicine, through C.I.S.T.I., Ottawa | C.I.S.T.I., Ottawa | E,F | 1,3 | | 37,837 records as of Oct. 1979 | | \$15*/hr. during prime time. \$8*/hr. non-prime time. \$.15/page of off-line prints. \$4/hr. telecom. |
| Historical Abstracts | 1 | 1,2,3 | 1 | Articles from 2200 serials covering world's history in the social sciences and humanities. | ABC - Clio, Inc., U.S. | DIALOG Lockheed | E | 3 | 1973 | 54,000 records | | \$50*-\$65*/hr.+ \$5* or \$8*/hr. telecom. costs. \$.15/record for offline prints. |
| ICAR - Inventory of Canadian Agricultural Research | 1 | 1,2,3 | 1 | Inventory of agricultural and food related research and development in Canada. | Inventory Committee of the Canadian Agricultural Research Council, Ontario Ministry of Agricultural and Food Toronto | Research Branch Agricultural Canada | E,F | 1 | 1975 | 4,075 projects (annual growth 5%) | | (No charge via Research Branch |

PUBLIC INFORMATION SERVICES INDUSTRY

| NAME | REF | FUNC-TIONS | DATA TYPE | DESCRIPTION OF KEY SERVICES | SOURCE | VENDOR | LANGUAGE | FOCUS | STARTING DATE | SIZE OF DATABASE (as of Jan. 80 unless indicated) | VOLUME/ACTIVITY | COSTS/REVENUES |
|--|-----|------------|-----------|--|--|---------------------------------------|----------|-------|---------------|---|-----------------|---|
| IEA Coal Database | 1 | 1,2,3 | 1 | Consists of 4 projects of the International Energy Agency. | IEA Coal Research, Tech. Info. Service, London | C.I.S.T.I., Ottawa | E,F | 1 | July 1978 | 16,166 records as of Sept. 1980 | | \$40/hr.+\$5 - \$10/hr. tele-com. costs. \$.35/citation printed off-line. |
| IEC - Information Exchange Centre for Federally Supported Research in Universities | 1 | 1,2,3 | 1 | References to university-based research projects, including medicine, science and technology. | CISTI Ottawa | CISTI Ottawa | E,F | 1,4 | 1971 | 90,000 records (annual growth 10,000 annual update) | | CAN/OLE charges |
| ILO - International Labor Organization | 1 | 1,2,3 | 1 | Worldwide coverage of journal and monographic literature in the field of economic and social development and industrial relations. | International Labor Organization, Geneva | IDRC, Ottawa | E | 3 | 1968 | 60,000 records as of Feb. 1981 | | |
| InfoGlobe Globe and Mail | 1,2 | 1,2,3 | 1 | Full-text online articles on all subject matter which has appeared in the "Globe and Mail" since Nov. 17, 1977. Report on Business from January 1, 1978. | The Globe and Mail, Toronto Infoglobe | The Globe and Mail, Toronto Infoglobe | E | 5 | Nov. 1977 | | | 2/min. connect, \$105/hr. \$3-\$2.50/1000 lines of off-line prints. |

PUBLIC INFORMATION SERVICES INDUSTRY

| NAME | REF | FUNCTIONS | DATA TYPE | DESCRIPTION OF KEY SERVICES | SOURCE | VENDOR | LANGUAGE | FOCUS | STARTING DATE | SIZE OF DATABASE (as of Jan. 80 unless indicated) | VOLUME/ACTIVITY | COSTS/REVENUES |
|---|-----|-----------|-----------|---|--|--|----------|-------|---------------|---|-----------------|--|
| Information Service in Mechanical Engineering - ISMEC | 1 | 1,2,3 | 1 | References from journal articles, etc. reports, etc. on mechanical engineering, production, and engineering management. | Data Courier Inc., Louisville, Ky. | INFOMART, Toronto | E | 1 | 1973 | 99078 records | | \$75*/hr. + \$8*/hr. telecom. \$.25/offline print. SDI = \$4.50*/update. |
| Information Service in Mechanical Engineering - ISMEC | 1 | 1,2,3 | 1 | Articles etc. on mechanical engineering, including an online Thesaurus. | " | DIALOG Lockheed | E | 1 | 1973 | 89000 records | | \$58*-\$73*/hr. + \$5* or \$8*/hr. telecom. costs. \$.15*/record for offline prints. |
| INSOIL - Insect Pests of Oilseed Crops | 3 | 1,2,3 | 1 | All aspects of occurrence of damage, control of insects of oilseed crops. | Agriculture Canada Research Station, Saskatoon | Agriculture Canada Research Station, Saskatoon | E | 1 | 1970 (1920) | 2,000 records (annual growth 150) | | (None in-house). |
| Inpadoc - International Patent Documentation Center | 1 | 1,2,3 | 1 | Listing of new patents issued in 47 countries. | IPDC, Arlington, VA. | DIALOG Louisville | E | 4 | | 1000000 records | | \$80*-\$95*/hr. + telecom. costs of \$5* or \$8*/hr. \$.20/off-line record. |

PUBLIC INFORMATION SERVICES INDUSTRY

| NAME | REF | FUNCTIONS | DATA TYPE | DESCRIPTION OF KEY SERVICES | SOURCE | VENDOR | LANGUAGE | FOCUS | STARTING DATE | SIZE OF DATABASE (as of Jan. 80 unless indicated) | VOLUME/ACTIVITY | COSTS/REVENUES |
|---|-----|-----------|-----------|--|--|----------------------------------|----------|-------|---------------|---|-----------------|--|
| INSP - Institute of Electrical Engineers | 1 | 1,2,3 | 1 | References on all aspects of physics, electronics, electrical engineering, computers and control from the Inst. of Electrical Engineers. | Institute of Electrical Engineers, London | C.I.S.T.I., N.R.C., Ottawa | E,F | 1 | Jan. 1970 | 1,479,924 records as of Sept. 1980 | | \$40/hr. + royalties of \$30*/hr. \$35/offline citation + \$.10*/each royalties. Online docu- ment ordering - \$2.20 min. microfiche - \$2.20/report. |
| INSPEC - Institute of Electrical Engineers | 1 | 1,2,3 | 1 | Worldwide coverage of physics, electrical engineering, computer science and control engineering. | " | BRS - Inc., N.Y. | E | 1 | 1969 | | | \$39.10/hr. and \$5.50/hr. telecom. costs. \$.10/ offline citation. |
| INSPEC- Institute of Electrical Engineers | 1 | 1,2,3 | 1 | " " | " | INFOMART, Toronto | E | 1 | 1970 | 428,708 records | | \$65*+\$8*/hr. telecom. \$.15/ offline prints. SDI = \$5/update. |

PUBLIC INFORMATION SERVICES INDUSTRY

| NAME | REF | FUNCTIONS | DATA TYPE | DESCRIPTION OF KEY SERVICES | SOURCE | VENDOR | LANGUAGE | FOCUS | STARTING DATE | SIZE OF DATABASE (as of Jan. 80 unless indicated) | VOLUME/ACTIVITY | COSTS/REVENUES |
|--|-----|-----------|-----------|--|--|-----------------|----------|-------|---------------|---|-----------------|--|
| INSPEC - Institute of Electrical Engineers | 1 | 1,2,3 | 1 | Worldwide coverage of physics, electrical engineering, computer science and control engineering. | Institute of Electrical Engineers, London | DIALOG Lockheed | E | 1 | Jan. 1969 | 160,000 records as of Jan. 1979 | | \$55-\$70+\$5 or \$8/hr. telecom. costs. \$.20/record for offline prints. |
| International Pharmaceutical Abstracts - IPA | 1 | 1,2,3 | 1 | Indexes more than 1000 pharmaceutical, medical and related journals - for information on all phases of deve. and use of drugs and on professional pharmaceutical practice. | American Soc. of Hospital Pharmacists, Wash., D.C. | DIALOG Lockheed | E | 4 | 1970 | 5,148,000 records | | \$35*-\$50*/hr.+ \$5* or \$8*/hr. telecom. costs. \$.15/record for offline prints. |
| Inventory of Canadian Agricultural Research - ICAR | 1 | 1,2,3 | 1 | Inventory of agricultural and food related research and development in Canada. | Agriculture Canada, Research Branch, Ottawa | AC, Ottawa | E | 1 | 1978 | 4,075 records as of Dec. 1980 | | |
| IRL Life Sciences Collection | 1 | 1,2,3 | 1 | Abstracts and bibliographic citations from research in major scientific areas. | Information Retrieval Ltd., N.Y. | DIALOG Lockheed | E | 1 | Jan. 1988 | 225,000 records as of April 1980 | | \$30* - \$45*/hr. + \$.15*/record printed offline. + \$5* or \$8*/hr. offline print. SDI = \$2.50/ |

PUBLIC INFORMATION SERVICES INDUSTRY

| NAME | REF | FUNCTIONS | DATA TYPE | DESCRIPTION OF KEY SERVICES | SOURCE | VENDOR | LANGUAGE | FOCUS | STARTING DATE | SIZE OF DATABASE (as of Jan. 80 unless indicated) | VOLUME/ACTIVITY | COSTS/REVENUES |
|--|-----|-----------|-----------|---|---|---|----------|-------|---------------|---|-----------------|---|
| Index KWIL des documents de l'IREQ | 3 | 1,2,3 | 1 | Electricity and related subjects. | Institut de recherche de l'Hydro-Québec, Varennes, Québec | Institut de recherche de l'Hydro-Québec, Varennes, Québec | E, F | 1 | 1970 | 20,000 records (annual growth 5,000) | | Free. |
| LABORDOC | 1 | 1,2,3 | 1 | Covers worldwide journal, report and monographic lit. in the field of economic and social development and industrial relations. | International Labor Orga., Geneva | INFOMART, Toronto | E | 3,2 | 1965 | 84,526 records. | | \$90*/hr.+\$8*/hr. telecom. \$.20*/offline print. SDI = \$2.50/update. |
| LRIS - Land Related Information Systems Bibliography | 1,3 | 1,2,3 | 1 | Land related info. systems and issues related to their creation and use. | LRIS Coordination Projects, Alberta Treasury Dept. | Same as source. | E | 1 | 1970 | 1,500 records as of June 1980 (annual growth 300, bi-annual update) | | In-house no charge. |
| Language and Language Behaviour Abstracts - LLBA | 1 | 1,2,3 | 1 | World lit. on speech and language pathology, from Sociological Abstracts Inc. | Sociological Abstracts Inc., U.S. | DIALOG Lockheed | E | 3 | 1973 | 330,000 records | | \$40 - \$55/hr.+ \$5 or \$8/hr. telecom. costs. \$.15/record printed offline. |

PUBLIC INFORMATION SERVICES INDUSTRY

| NAME | REF | FUNCTIONS | DATA TYPE | DESCRIPTION OF KEY SERVICES | SOURCE | VENDOR | LANGUAGE | FOCUS | STARTING DATE | SIZE OF DATABASE (as of Jan. 80 unless indicated) | VOLUME/ACTIVITY | COSTS/REVENUES |
|--|-----|-----------|-----------|--|----------------------------------|-------------------|----------|-------|---------------|---|-----------------|--|
| Legal Resource Index - LRI | 1 | 1,2,3 | 1 | Complete indexing of key law and law-related literature. | Information Access Corp., CA. | " | E | 4 | Jan. 1980 | 18,000 records as of June 1980 | | \$75* - \$90*/hr. + \$5* or \$8*/hr. telecom. costs. \$.20/offline prints. |
| Library and Information Science Abstracts - LISA | 1 | 1,2,3 | 1 | Literature in Library and Information Science in 20 language from 300 sources. | | INFOMART, Toronto | E | 1,3,4 | 1969 | 32,416 records | | \$50*/hr.+ \$8*/hr. telecom. \$.10/offline print. SDI = \$5.50*/update. |
| Library of Congress Holdings - LIBCON | 1 | 1,2,3 | 1 | Covers all subject areas in monographic literature, audiovisual materials, books and periodicals. | Library of Congress, Wash., D.C. | " | | | Jan. 1965 | 1,104,552 records | | \$120*/hr.+ \$8*/hr. telecom. 25¢/offline print. |
| LISA - Library and Information Science Abstracts | 1 | 1,2,3 | 1 | Worldwide coverage of journals, bulletins, etc. in the fields of library and information science, as well as publishing and bookselling. | | DIALOG Lockheed | E | 1,4 | 1969 | 32,000 records | | \$35*-\$50*/hr.+ \$5* or \$8*/hr. telecom. costs. \$.10/offline print. |
| Magazine Index | 1 | 1,2,3 | 1 | Provides broad coverage of the general magazine literature. | Information Access Corp. CA. | " | E | 5 | 1977 | 316,000 records as of May 1980 | | \$60-\$75/hr.+ \$5 or \$8/hr. telecom. costs. \$.20/offline print. |

PUBLIC INFORMATION SERVICES INDUSTRY

| NAME | REF | FUNCTIONS | DATA TYPE | DESCRIPTION OF KEY SERVICES | SOURCE | VENDOR | LANGUAGE | FOCUS | STARTING DATE | SIZE OF DATABASE (as of Jan. 80 unless indicated) | VOLUME/ACTIVITY | COSTS/REVENUES |
|---|-----|-----------|-----------|--|---|-------------------|----------|-------|---------------|---|-----------------|---|
| Management Contents | 1 | 1,2,3 | 1 | Indexes and abstracts articles from foreign and U.S. journals and other sources on business management related topics. | Management Contents Inc., Skokie, Ill | BRS - Inc., N.Y. | E | 2 | 1974 | | | \$44.60*/hr.+ \$5.50*/hr. telecom. \$.05*/citation for offline prints. |
| Management Contents | 1 | 1,2,3 | 1 | Indexes and abstracts articles from foreign and U.S. journals and other sources on business management related topics. | Management Contents Inc., Skokie, Ill | INFOMART, Toronto | E | 2 | 1974 | 71,733 records | | \$75*/hr.+ \$8*/hr. telecom. 15¢/record for offline prints. SDI = \$5*/update. |
| Management Contents | 1 | 1,2,3 | 1 | " " | " | DIALOG Lockheed | E | 2 | 1974 | 65,000 records | | \$55*-\$70*/hr.+ \$5* or \$8*/hr. telecom. costs. \$.15/record for offline print. |
| MEDS - Marine Environment Data Services | 1,3 | 1,2,3 | 1 | Contains hydrographic and oceanographic information (bibliographic and numeric). | Marine Environmental Data Services, F & O. Canada | Same as source. | E,F | 1 | 1970 | About 500,000 (annual growth 5%) | | (In-house no charge). |

PUBLIC INFORMATION SERVICES INDUSTRY

| NAME | REF | FUNCTIONS | DATA TYPE | DESCRIPTION OF KEY SERVICES | SOURCE | VENDOR | LANGUAGE | FOCUS | STARTING DATE | SIZE OF DATABASE (as of Jan. 80 unless indicated) | VOLUME/ACTIVITY | COSTS/REVENUES |
|-------------------------|-----|-----------|-----------|---|--|--|----------|-------|---------------|--|-----------------|--|
| Medline | 1 | 1,2,3 | 1 | Citations from 3100 medical and biomedical journals. | U.S. National Library of Medicine, | CISTI | E,F | 4 | Jan. 1977 | 595,357 records as of Oct. 1979 | | \$15*/hr. or \$8*/hr. (depending on hours) \$.15*/page of off-line print + \$5* or \$8*/hr. telecom. charge. |
| Mental Health Abstracts | 1 | | | Abstracts information on all aspects of mental health and illness. | Nat. Clearing-house for Mental Health Information of NIMH. | DIALOG Lockheed | E | 4 | 1969 | 375,000 records as of Dec. 1980 (monthly updates of 3,500 records) | | \$15*-\$30*/hr. + \$5* or \$8*/hr. telecom. costs. \$.10/record for offline prints. |
| MESH Vocabulary | 1 | 1,2,3 | 1 | Unit Records for all Medical Subject Headings and all qualifiers. Includes annotations and history notes. | U.S. National Library of Medicine thru C.I.S.T.I. | U.S. Nat. Lib. of Med. State Univ. of N.Y., Albany | E,F | 4 | | 14,819 records as of Oct./79 yearly updates | | \$15* or \$8*/hr (depending on times used); 15¢*/page of offline print + \$5* or \$10*/hr. telecom costs |
| MET - Metal Abstracts | 1 | 1,2,3 | 1 | Covers all aspects of metals, metallurgy and related subjects. | American Society for Metals, Ohio | QL Systems Ltd., Ottawa | E | 1 | 1974 | 293,000 records as of Nov./80 | | \$2/signon, \$2/search + \$2/1000 lines printed offline |

PUBLIC INFORMATION SERVICES INDUSTRY

| NAME | REF | FUNCTIONS | DATA TYPE | DESCRIPTION OF KEY SERVICES | SOURCE | VENDOR | LANGUAGE | FOCUS | STARTING DATE | SIZE OF DATABASE (as of Jan. 80 unless indicated) | VOLUME/ACTIVITY | COSTS/REVENUES |
|---|-----|-----------|-----------|--|---|---|----------|-------|---------------|--|-----------------|---|
| Metadex - Metal Abstracts | 1 | 1,2,3 | 1 | World wide metallurgical literature including Metal Abstracts Index and Alloys Index. | American Society for Metals, Ohio | DIALOG Lockheed | E | 1 | Jan. 1966 | 365,400 records as of June/80 monthly updates of 3,000 records | | \$65-\$80/hr. plus \$5-\$10/hr. telecom. costs. \$.12/record for offline prints. |
| Meteorological and Geoastrophysical Abstracts | 1 | 1,2,3 | 1 | Current citations for most important meteorological and geostrophysical research published in world wide literature sources. | American Meteorological Society, Boston, MA | DIALOG Lockheed | E | 1 | 1972 | 57,000 records as of June/80 irregular updating, averaging 600 records monthly | | \$80*-\$95*/hr. plus \$5* or \$10/hr. telecom costs. \$.15/record printed offline |
| Microlog | 3 | 1,2,3 | 1 | Canadian report literature from government and institutional sources. | Micromedia, Toronto | LISTI | E,F | 2,3 | | 10,000 records | | Current CAN/OLE charges. |
| MINPROC Mineral Processing | 1 | 1,2,3 | 1 | Contains information relevant to Canadian mineral processing | CANMET (Canada Centre for Mineral & Energy Tech.) | Same as source Tech. Info. Division; Ottawa | E | 1 | 1977 | 3,000 records as of June/80 | | Cost recovery basis. |

PUBLIC INFORMATION SERVICES INDUSTRY

| NAME | REF | FUNCTIONS | DATA TYPE | DESCRIPTION OF KEY SERVICES | SOURCE | VENDOR | LANGUAGE | FOCUS | STARTING DATE | SIZE OF DATABASE (as of Jan. 80 unless indicated) | VOLUME/ACTIVITY | COSTS/REVENUES |
|---------------------------------|-----|-----------|-----------|--|---|--------------------------|----------|-------|---------------|--|-----------------|---|
| MNT or MINTEL Mining Technology | 1,3 | 1,2,3 | 1 | Abstracted & keyworded references to literature on mining, technology & related topics. | CANMET Ottawa | QL Systems, Ltd., Ottawa | E,F | 1 | 1973 | 14,158 records as of Nov./80 (annual growth 1,2-1,500) | | \$2/signon, \$2/search, \$2/1000 lines printed offline |
| MLA Bibliography | 1 | 1,2,3 | 1 | Corresponds to printed journal of the Modern Language Association, entitled MLA Bibliography | Modern Language Association of America | DIALOG Lockheed | E | 3,4 | 1976 | 77,500 records [quarterly updates] | | \$40*-\$55*/hr. & \$.15/offline print. Plus \$5* or \$8*/hr. telecom. costs |
| Monitor | 1 | 1,2,3 | 1 | Citations to all articles & many columns that appear in all regional editions of the Christian Science Monitor | (Christian Science Monitor?) | INFOMART, Toronto | E | 3 | Jan. 1979 | 34,361 records as of Sept./80 | | \$80*/hr. + \$8*/hr. telecom. costs and \$15/offline print |
| La Collection Moyen Nord | 1 | 1,2,3 | 1 | References to le Moyen-Nord québécois (between 49th and 58th parallel). | Service de Documentation, Centre de recherche du Moyen-Nord, Chicoutimi | Same as source. | F | | 1977 (1950) | 2,000 records (annual growth 500 updated monthly) | | via BADADUQ at libraries of Univ. du Québec. |

PUBLIC INFORMATION SERVICES INDUSTRY

| NAME | REF | FUNCTIONS | DATA TYPE | DESCRIPTION OF KEY SERVICES | SOURCE | VENDOR | LANGUAGE | FOCUS | STARTING DATE | SIZE OF DATABASE (as of Jan. 80 unless indicated) | VOLUME/ACTIVITY | COSTS/REVENUES |
|---|-----|-----------|-----------|--|--|--|----------|-------|---------------|---|-----------------|--|
| MYCOTOX | ,3 | 1,2,3 | 1 | a list of fungi and the biologically active compounds each produces, with reference to the original scientific mention of the fungus & the compound | Atlantic Research Laboratory | Atlantic Research Lab., N.R.C. Halifax | E | 1 | 1977 | — | | Free to NRC users. Others pay Dalhousie University Computering Centre charges |
| Name Authority | 1 | 1,2,3 | 1 | authority list for personal names, corporate names, & series decisions made by Nat. Lib. of Medicine | U.S. Nat. Lib. of Medicine, thru C.I.S.T.I | CISTI | E,F | 4 | 1965 | 106,521 records as of Oct./79 [weekly update] | | \$15* or \$8*/hr. (depending on times used) + \$15/page of offline print & \$5* to \$10*/hr. telecom. charge |
| NCJRS - National Criminal Justice Reference Service | 1 | 1,2,3 | 1 | represents document collection of NCJRS, national & intl. clearinghouse of practical & theoretical info. about criminal justice & law enforcement established by U.S. Congress | NCJRS - Rockville, MD. (contact: Ms. Ah-Shun Chiang, Reference Service | DIALOG Lockheed | E | 4 | 1972 | 45000 records as of June/80 [1000 records/mthly update] | | \$20*-\$35*/hr. + \$5* or \$8*/hr. telecom. costs \$.10/online type & \$.15/ offline print |

PUBLIC INFORMATION SERVICES INDUSTRY

| NAME | REF | FUNCTIONS | DATA TYPE | DESCRIPTION OF KEY SERVICES | SOURCE | VENDOR | LANGUAGE | FOCUS | STARTING DATE | SIZE OF DATABASE (as of Jan. 80 unless indicated) | VOLUME/ACTIVITY | COSTS/REVENUES |
|--|-----|-----------|-----------|---|--|--------------------|----------|-------|---------------|--|-----------------|--|
| NEIS - National Emissions Inventory System | 1,3 | 1,2,3 | 1,2 | information pertainint to air pollutant emissions in Canada | Air Pollution Control Directorate Environment Canada | same as source | E | 1 | 1974 | 400 records as of June/80 | | (Online used to publish every two years) |
| National Foundations | 1 | 1,2,3 | 1 | recent data on 21,000 U.S. private foundations which award grants for charitable foundations | Mr. J.Kulin The Foundation Center, NY | DIALOG Lockheed | E | 3 | 1975 | 21,800 records [annual updating] | | \$45*-\$60*/hr. + \$.30*/off-line print Plus \$5* or \$8*/hr. telecom. costs |
| CAN/MARC 1976 National Library of Canada | 1 | 1,2,3 | 1 | CAN/MARC records from Jan. 76 to the present. Covers all subjects connected with Canada | National Library of Canada, Ottawa | C.I.S.T.I., Ottawa | E,F | 3 | Jan. 1973 | 143,336 records as of Sept./80 [mthly updates of 2500 records] | | \$40/hr. plus \$.35/offline citation |
| National Newspaper Index | 1 | 1,2,3 | 1 | cover-to-cover indexing of: Christian Science Monitor, The New York Times and The Wall Street Journal | National Newspaper Index, Information Access Corp., CA | DIALOG Lockheed | E | 3,5 | Jan. 1979 | 165,000 records as of May/80 [mthly updates of 15000 records] | | \$60*-\$75*/hr. + \$.20/offline print. Plus \$5* or \$8*/hr. telecom. costs |

PUBLIC INFORMATION SERVICES INDUSTRY

| NAME | REF | FUNCT- IONS | DATA TYPE | DESCRIPTION OF KEY SERVICES | SOURCE | VENDOR | LANGUAGE | FOCUS | STARTING DATE | SIZE OF DATABASE (as of Jan. 80 unless indicated) | VOLUME/ACTIVITY | COSTS/REVENUES |
|---|-----|----------------|--------------|--|---|-------------------------------|----------|-------------|---|--|-----------------|---|
| National Rehabilitation Information Center | 1 | 1,2,3 | 1 | references to material on rehabilitation of the physically and mentally disabled | National Rehabil- itation Information Center, Wash. DC | BRS - | E | 3,4 | 1956 | 3,000 records as of Dec./80 | | current charging schedule + \$5.50/hr telecom. & \$.05/office citation |
| NTIS National Technical Information Service | 1 | 1,2,3 | 1 | Complete Gov't Reports Announcements covering a broad range of disciplines of over 240 gov't agencies | National Technical Information Service, Springfield VA | BRS Inc., N.Y. | E | 1,3, 4,5 | 1970- 1974 offline/ 1975 online | [mthly updating] | | \$23.50/hr. + \$5.50/hr. telecom. costs |
| NTIS National Technical Information Service | 1 | 1,2,3 | 1 | Complete Gov't Reports Announcements covering a broad range of disciplines of over 240 gov't agencies | National Technical Information Service, Springfield VA | C.I.S.T.I., NRC, Ottawa | E,F | 1,3, 4,5 | Jan. 1971 | 556,059 records as of Oct./80 [mthly updates of about 6,000 records] | | \$40/hr. plus \$1/offline printout - online document ordering - \$2.20 minimum |
| NTIS National Technical Information Service | 1 | 1,2,3 | 1 | Complete Gov't Reports Announcements covering a broad range of disciplines of over 240 gov't agencies | National Technical Information Service, Springfield VA | INFOMART, Toronto | E | 1,3, 4,5 | Jan. 1970 | 568,342 records [biweekly updates of 2,300 records] | | \$45*/hr. plus \$8*/hr. telecom. \$.10/ record for offline prints SDI=\$2.85*/ update |

PUBLIC INFORMATION SERVICES INDUSTRY

| NAME | REF | FUNCTIONS | DATA TYPE | DESCRIPTION OF KEY SERVICES | SOURCE | VENDOR | LANGUAGE | FOCUS | STARTING DATE | SIZE OF DATABASE (as of Jan. 80 unless indicated) | VOLUME/ACTIVITY | COSTS/REVENUES |
|---|------|-----------|-----------|--|--|---|----------|---------|---------------|--|-----------------|--|
| NTIS National Technical Information Service | 1 | 1,2,3 | 1 | Complete Gov't Reports Announcements covering a broad range of disciplines of over 240 gov't agencies | National Technical Information Service, Springfield VA | DIALOG Lockheed | E | 1,3,4,5 | Jan. 1964 | 725,000 records [biweekly updates of 2300 records] | | \$25*-\$40*/hr. + \$5* or \$8*/hr. telecom. costs \$.10/record for offline prints |
| NEELS - National Emergency Equipment Locator System | ,2,3 | 1,2,3 | 1,2 | Inventory of emergency containment & clean-up equipment known to be available in Canada and parts of the U.S. | Environment Canada | I.P. Sharp Associates, Limited, Toronto | E,F | 1 | 1974 (1973) | 600 inventories | | current SHARP APL Time-sharing charges |
| New York Times Information Bank | 1 | 1,2,3 | 1 | Abstracts compiled from N.Y. Times and over 60 other world-wide publications | New York Times, N.Y. | Infomart | E | 5 | Jan. 1969 | 1,400,000 record [daily updating] | | \$90-125/hr. offline print \$3.50 + \$.35 per abstract |
| NEWS | 1 | 1,2,3 | 1 | references w/summaries to water-related news stories from English-language Cdn. newspapers | WATDOC, Fisheries & Environment Canada | QL Systems Ltd., Ottawa | E | 1,5 | 1971 | 47,993 records as of March/80 [biweekly updating] | | \$2/signon, \$2/search, \$1.50/1000 lines printed offline |
| Newsearch | 1 | 1,2,3 | 1 | complete indexing of the Christian Science Monitor, New York Times & Wall Street Journal, plus 370 popular American newspapers | Information Access Corporation U.S. | DIALOG Lockheed | E | 5 | | [daily updates of 1500 records] | | \$80*-\$95*/hr., \$.20/full record printed offline + \$5* or \$8*/hr. telecom. costs |

PUBLIC INFORMATION SERVICES INDUSTRY

| NAME | REF | FUNCTI- ONS | DATA TYPE | DESCRIPTION OF KEY SERVICES | SOURCE | VENDOR | LANGUAGE | FOCUS | STARTING DATE | SIZE OF DATABASE (as of Jan. 80 unless indicated) | VOLUME/ACTIVITY | COSTS/REVENUES |
|---|-----|----------------|--------------|--|---|----------------------|----------|-------|------------------|---|-----------------|--|
| NDEX - Newspaper Index | 1 | 1,2,3 | 1 | index to major stories covering a broad range of international, national, state and local news | Bell and Howell, Wooster, Ohio | INFOMART, Toronto | E | 5 | 1976 | 855361 records [mthly updates of 10000 records] | | \$80*/hr. and \$.15/offline print, + \$8*/ hr. telecom. costs |
| NICEM - National Information Center for Educational Media | 1 | 1,2,3 | 1 | contains references to all types of non-print educational media | National Information Center for Educational Media | DIALOG Lockheed | E | 4 | 1964 | 250500 records [twice yearly updates] | | \$55*-\$70*/hr. + \$5* or \$8*/ hr. telecom. costs. Offline prints are \$.10/record |
| NICSEM/NIMIS - National Info. Centre for Special Educational Materials | 1 | 1,2,3 | 1 | contains info. on audio- visual, print, Braille, equipment related to all educational levels of the handicapped (primarily children | NIMIS, L.A. CA | DIALOG Lockheed | E | 4 | | 36,000 records | | \$20*-\$35*/hr. + \$5* or \$8*/ hr. telecom. costs. Offline prints are \$.10/record |
| NIMH - National Clearinghouse for Mental Health | 1 | 1,2,3 | 1 | citations from over 1000 sources in the area of mental health | U.S. | BRS Inc. N.Y. | E | 4 | 1969 | 360,000 records [mthly updates of about 3,500 records] | | Current char- ging schedule plus \$5.50*/ hr. telecom. costs |

PUBLIC INFORMATION SERVICES INDUSTRY

| NAME | REF | FUNC-TIONS | DATA TYPE | DESCRIPTION OF KEY SERVICES | SOURCE | VENDOR | LANGUAGE | FOCUS | STARTING DATE | SIZE OF DATABASE (as of Jan. 80 unless indicated) | VOLUME/ACTIVITY | COSTS/REVENUES |
|--|-------|------------|-----------|---|--|-------------------------|----------|-------|---------------|---|-----------------|--|
| Nonferrous Metals Abstracts | 1 | 1,2,3 | 1 | covers all aspects of non-ferrous metallurgy and technology from variety of sources | British Nonferrous Metals Technology Centre, England | DIALOG Lockheed | E | 1 | 1961 | 60,000 records as of May 80 | | \$30*-\$45*/hr., + \$5* or \$8*/hr. telecom. costs \$.20/full record printed offline. \$.10*/record typed online |
| News - Nouvelles (discontinued?) | 1,3 | 1,2,3 | 1 | references, with summaries, to water-related news stories from French language Canadian newspapers | WATDOC, Fisheries & Environment Canada | QL Systems Ltd., Ottawa | F | 1,5 | 1972 | 9,621 records as of March/80 [monthly updating] | | \$2/signon, \$2/search, \$1.50/1000 lines printed offline |
| NRIS - Northern Research Information Service | 1,2,3 | 1,2,3 | 1 | contains information on over 800 research projects related to social concerns in the Canadian North | Northern Social Research Division, Dept. of Indian and Northern Affairs Ottawa | C.I.S.T.I., NRC, Ottawa | E,F | 3 | 1976 | 852 records as of May/80 [annual updating, annual growth 500 records] | | \$40/hr. plus \$.35/offline printout |

PUBLIC INFORMATION SERVICES INDUSTRY

| NAME | REF | FUNCTIONS | DATA TYPE | DESCRIPTION OF KEY SERVICES | SOURCE | VENDOR | LANGUAGE | FOCUS | STARTING DATE | SIZE OF DATABASE (as of Jan. 80 unless indicated) | VOLUME/ACTIVITY | COSTS/REVENUES |
|---|-----|-----------|-----------|---|--|--|----------|-------|---------------|---|-----------------|--|
| OEIC - Ocean Engineering Information Centre | 1,3 | 1,2,3 | 1 | information in the field of Engineering Science related to development of offshore resources in Cold Oceans | Ocean Engineering Information Centre, Memorial Univ. Nfld. | Ocean Engineering Information Centre, Memorial University of Nfld. | E | 1 | 1976 (1975) | 15000 records as of June/80 [annual growth 2,000 records, 20,000 ext. maximum size] | | Subscription to index- \$60/year for gov't and \$95/year for industry. Searches are free to sponsoring organizations; \$25/hr for other clients. |
| Oceanic Abstracts | 1 | 1,2,3 | 1 | worldwide coverage of oceanography and marine-related literature | Oceanic Abstracts, a division of Data Courier, Ltd. Louisville, KY | INFOMART, Toronto | E | 1 | 1964 | 95,330 records [bimonthly updating] | | \$75*/hr + \$8*/hr. telecom. Offline prints are \$.25/record. SDI=\$5*/update |
| Oceanic Abstracts | 1 | 1,2,3 | 1 | worldwide coverage of oceanography and marine-related literature | Oceanic Abstracts, a division of Data Courier, Ltd. Louisville, KY | DIALOG Lockheed | E | 1 | Jan. 1964 | 110,500 records [bimonthly updates of 1,500 records] | | \$58*-\$75*/hr. +\$5* or \$8*/hr telecom costs. Offline prints are \$.20 /record |

PUBLIC INFORMATION SERVICES INDUSTRY

| NAME | REF | FUNCT- IONS | DATA TYPE | DESCRIPTION OF KEY SERVICES | SOURCE | VENDOR | LANGUAGE | FOCUS | STARTING DATE | SIZE OF DATABASE (as of Jan. 80 unless indicated) | VOLUME/ACTIVITY | COSTS/REVENUES |
|--|-----|----------------|--------------|--|--|--------------------------------|----------|-------|------------------|--|-----------------|--|
| Ontap CA Search (Special Training and Practice File) | 1 | 1,2,3 | 1 | contains chemical information which may be used to demonstrate the systems (CA search) to new users | Chemical Abstracts Service, Columbus, Ohio | DIALOG Lockheed | E | 1 | Oct. 1977 | 15,000 records | | \$15x/hr. plus \$5x or \$8x/hr. telecom costs |
| ONTAP CHEMNAME (Practice and training file) | 1 | 1,2,3 | 1 | Chemical Substance information corresponding to the records in ONTAP CA SEARCH | | DIALOG Lockheed | E | 1 | Jan. 1970 | 25,000 records | | \$5*/hr. plus \$5* or \$8*/hr. telecom costs |
| ONTAP ERIC (online receiving and practice) | 1 | 1,2,3 | 1 | a programmed instruction file, providing an oppor- tunity for low-cost training and practice in online searching | Education Resources Information Centre, Wash. DC | DIALOG Lockheed | E | 4,5 | 1975 | 32,120 records | | \$15*/hr. plus \$5* or \$8*/hr. telecom costs |
| OGI - Ontario Government Information | 1,2 | 1,2,3 | 1 | comprehensive references to Ontario Gov't programs and services. Based on KWIK index. | Government of Ontario | QL Systems, Ltd., Ottawa | E | 4,5 | 1978 | 761 records as of Nov./80 [updated ir- regularly] | | \$2/signon \$2/search \$2/1000 lines printed off- line |

PUBLIC INFORMATION SERVICES INDUSTRY

| NAME | REF | FUNCTIONS | DATA TYPE | DESCRIPTION OF KEY SERVICES | SOURCE | VENDOR | LANGUAGE | FOCUS | STARTING DATE | SIZE OF DATABASE (as of Jan. 80 unless indicated) | VOLUME/ACTIVITY | COSTS/REVENUES |
|--|-----|-----------|-----------|--|---|--------------------|----------|------------|---------------|---|-----------------|--|
| PAPERCHEM - Paper Chemistry | 1 | 1,2,3 | 1 | covers scientific & technical literature, including patents, of the pulp, paper and board manufacturing & utilizing industries, gathered from all industrialized countries | Institute of Paper Chemistry, Appleton, WI | INFOMART, Toronto | E | 1 | Jan. 1978 | 134,573 records [mthly updates of 1,000 records] | | NON-SUBSCRIBER \$110*/hr. plus \$.15*/record printed off-line SUBSCRIBERS: \$80*/hr. plus \$.15/record. printed off-line. Communi- cation costs are \$8*/hr. SDI=\$3.50/ update |
| PASCAL - Programme appliqué à la sélection et à la compilation automatique de la littérature | 1 | 1,2,3 | 1 | Pascal 1: Agriculture Pascal 2: Sciences de la terre Pascal 3: Sciences de l'information et électronique Pascal 6: Chimie appliquée Pascal 7: Energie Pascal 8: Construction et métallurgie | Centre National de la Recherche Scientifique, Informa-science Paris, France | INFOMART, Montréal | F | 1,2 3,4 | (1976) | Pascal 1: 45,000 Pascal 2: 45,000 Pascal 3: 135,000 Pascal 5: 30,000 Pascal 6: 120,000 Pascal 7: 60,000 Pascal 8: 90,000 [annual growth, 10 mthly updates] | | \$40/hr. in Quebec \$70/hr.outside of Quebec |

PUBLIC INFORMATION SERVICES INDUSTRY

| NAME | REF | FUNCTIONS | DATA TYPE | DESCRIPTION OF KEY SERVICES | SOURCE | VENDOR | LANGUAGE | FOCUS | STARTING DATE | SIZE OF DATABASE (as of Jan. 80 unless indicated) | VOLUME/ACTIVITY | COSTS/REVENUES |
|---|-----|-----------|-----------|--|---|---|----------|-------|---------------|---|-----------------|---|
| PIRA - Paper Industries Research Institute | 1 | 1,2,3 | 1 | provides coverage of the paper, packaging & printing industries including management and marketing | Research Ass. for the Paper & Board, Printing & Packaging Industries, Leatherhead Surrey, Eng | DIALOG Lockheed | E | 1,2 | 1975 | 43,000 records [mthly updates of 800 records] | | \$40*-\$55*/hr. +\$5* or \$8*/hr telecom costs Offline prints are \$.15/record |
| Patsearch | 1 | 1,2,3 | 1 | contains all chemical, electrical, mechanical & general U.S. patents, with abstracts | Pergamon Intl. Info. Corp., Mclean, VA | BRS - Bibliographic Retrieval Services, Inc. N.Y. | E | 1 | 1971 | 700,000 records as of Dec./80 [wkly updates of 1,200 records] | | \$60*/hr. plus \$5.50*/hr. telecom fees |
| PESTDOC Pesticidal Literature Documentation | 1 | 1,2,3 | 1 | provides journals, report & proceedings literature coverage of agricultural chemicals | Derwent Publications Ltd. London, England | INFOMART, Toronto | E | 1 | 1968 | 94,904 records [quarterly updates of 2,000 records] | | \$100/hr. for subscribers, plus \$8-\$10/hr telecom. cost |
| P/E News - Petroleum Energy Business News | 1 | 1,2,3 | 1 | covers 5 major publications in the petroleum and energy fields | American Petroleum Institute, N.Y. | INFOMART, Toronto | E | 1 | Jan. 1975 | 146,978 records [weekly updates of 500 records] | | \$95*/hr. plus \$11*/offline print. \$8*/hr. for telecom. costs |

PUBLIC INFORMATION SERVICES INDUSTRY

| NAME | REF | FUNCTIONS | DATA TYPE | DESCRIPTION OF KEY SERVICES | SOURCE | VENDOR | LANGUAGE | FOCUS | STARTING DATE | SIZE OF DATABASE (as of Jan. 80 unless indicated) | VOLUME/ACTIVITY | COSTS/REVENUES |
|---------------------------------|-----|-----------|-----------|--|---|-----------------|----------|-------|---------------|---|-----------------|--|
| PNI - Pharmaceutical News Index | 1 | 1,2,3 | 1 | contains the latest information affecting anyone involved with pharmaceutical cosmetics, devices and related industries | Data Courier, Inc., Louisville, KY | BRS Inc. N.Y. | E | 1,2,5 | 1975 | [mthly updates] | | \$60.10*/hr. +us \$5.50*/hr. telecom costs \$.10/offline citation |
| PNI - Pharmaceutical News Index | 1 | 1,2,3 | 1 | contains the latest information affecting anyone involved with pharmaceutical cosmetics, devices, and related industries | Data Courier, Inc. Louisville, KY | DIALOG Lockheed | E | 1,2,5 | Dec. 1975 | 37,600 records [mthly updates of 1,000 records] | | \$75*-\$90*/hr. +\$5* or \$8*/hr. telecom. costs Offline prints are \$.20/record |
| Philosopher's Index | 1 | 1,2,3 | 1 | contains abstracts and bibliographic information on philosophy from a variety of sources | R.H. Lineback, Philosophy Documentation Center, Bowling Green State Univ., Ohio | DIALOG Lockheed | E | 4 | 1940 | 79,000 records [quarterly updates of 1,500 records] | | \$40*-\$55*/hr. +\$5* or \$8*/hr. telecom costs \$.15/offline print |

PUBLIC INFORMATION SERVICES INDUSTRY

| NAME | REF | FUNCTIONS | DATA TYPE | DESCRIPTION OF KEY SERVICES | SOURCE | VENDOR | LANGUAGE | FOCUS | STARTING DATE | SIZE OF DATABASE (as of Jan. 80 unless indicated) | VOLUME/ACTIVITY | COSTS/REVENUES |
|----------------------------------|-----|-----------|-----------|---|--|-------------------|----------|-------|---------------|---|-----------------|---|
| PIE - Pacific Islands Ecosystems | 1 | 1,2,3 | 1 | biological, ecological, physical, and socioeconomic processes & features of the coastal ecosystems of the Pacific Islands (Polynesia and Micronesia under U.S.) | U.S. | INFOMART, Toronto | E | 1 | 1927 | [annual updates of 4,000 records] | | \$40*-\$55*/hr. +\$5* or \$8*/hr. telecom costs \$.15/offline print |
| Pollution Abstracts | 1 | 1,2,3 | 1 | covers a variety of sources in the areas of pollution control and research | Data Courier, Inc. Louisville, KY | BRS Inc. N.Y. | E | 1 | 1970 | [mthly updates] | | \$55.60*/hr. + \$5.50*/hr. telecom costs \$.10*/citation printed offline |
| Pollution Abstracts | 1 | 1,2,3 | 1 | covers a variety of sources in the areas of pollution control and research | Pollution Abstracts, Data Courier, Louisville | INFOMART, Toronto | E | 1 | Jan. 1970 | 52,690 records [bimonthly updates of 1,000 records] | | \$75*/hr. plus \$8*/hr telecom costs Offline prints are \$.25/record SDI=\$5/update |
| Pollution Abstracts | 1 | 1,2,3 | 1 | covers a variety of sources in the areas of pollution control and research | Pollution Abstracts, Data Courier, Louisville KY | DIALOG Lockheed | E | 1 | 1970 | 67,000 records as of Feb./80 [bimonthly updates of 1,000 records] | | \$58*-\$78*/hr. +\$5* or \$8*/hr. telecom costs offline prints are \$.20/record |

PUBLIC INFORMATION SERVICES INDUSTRY

| NAME | REF | FUNCTIONS | DATA TYPE | DESCRIPTION OF KEY SERVICES | SOURCE | VENDOR | LANGUAGE | FOCUS | STARTING DATE | SIZE OF DATABASE (as of Jan. 80 unless indicated) | VOLUME/ACTIVITY | COSTS/REVENUES |
|-------------------------------------|-----|-----------|-----------|---|--|---------------------------------|----------|-------|---------------|---|-----------------|---|
| Population Bibliography | 1 | 1,2,3 | 1 | information on abortion, demography, migration, family planning, fertility studies, etc. - on Africa, Latin America, Asia & the Southeastern U.S. | University of North Carolina, Carolina Population Center | DIALOG Lockheed | E | 3 | 1966 | 44,000 records as of March/80 [bimonthly updates of 1000 records] | | \$40*-\$55*/hr. & \$.10/full offline print +\$5* or \$8*/hr telecom costs |
| PPR - Periodicals Publishing Record | 1 | 1,2,3 | 1 | data on currently published Alberta Gov't periodicals available to the public | Alberta Public Affairs Bureau, Edmonton | University of Alberta, Edmonton | E | 5 | 1976 | 95 records as of Nov./80 [yearly updates] | | current charging schedule |
| PTSP - Prompt-Predicasts | 1 | 1,2,3 | 1 | contains digests of articles from over 800 journals, newspapers, abstracts of studies, prospectuses & technical surveys | Predicasts, Cleveland, Ohio | BRS Inc. | E | 1 | 1972 | 316,232 records as of Oct./80 [monthly updating] | | \$60*/hr. (non-academic) & \$39*/hr (academic) \$.10*/citation offline |
| Psychological Abstracts | 1 | 1,2,3 | 1 | coverage of the world literature in psychology & other behavioral sciences, including an online Thesaurus | American Psych. Association Wash. DC | BRS Inc. N.Y. | E | 3 | 1967 | [monthly updates] | | \$50.10*/hr. + \$5.50*/hr. telecom costs |

PUBLIC INFORMATION SERVICES INDUSTRY

| NAME | REF | FUNCTIONS | DATA TYPE | DESCRIPTION OF KEY SERVICES | SOURCE | VENDOR | LANGUAGE | FOCUS | STARTING DATE | SIZE OF DATABASE (as of Jan. 80 unless indicated) | VOLUME/ACTIVITY | COSTS/REVENUES |
|--------------------------------|-----|-----------|-----------|--|--|-------------------|----------|-------|---------------|---|-----------------|--|
| Psychological Abstracts | 1 | 1,2,3 | 1 | coverage of the world literature in psychology and other behavioral sciences | American Psychological Ass., Inc., Wash. DC | INFOMART, Toronto | E | 3 | 1967 | 279,380 records [monthly updates] | | \$65*/hr. plus \$8*/hr telecom Offline prints are \$.10/record SDI=\$3.50/ update |
| Psychological Abstracts | 1 | 1,2,3 | 1 | coverage of the world literature in psychology and other behavioral sciences | American Psychological Ass., Inc., Wash., DC | DIALOG Lockheed | E | 3 | 1967 | 288,000 records [monthly updates of 2,000 records] | | \$50*-\$65*/hr. \$.10/full record off-line printed +\$5* or \$8*/hr telecom costs |
| PTS F&S (Funk & Scott) Indexes | 1 | 1,2,3 | 1 | information and references to articles relevant to all aspects of business & economics, domestic & international from a variety of sources | Predicasts Inc., Cleveland, Ohio | DIALOG Lockheed | E | 2 | Jan. 1972 | 1,385,000 records [monthly updates of 20,000 records] | | \$59*-\$90*/hr. +\$5* or \$8*/hr telecom costs offline prints are \$.20/record |
| PTS Federal Index | 1 | 1,2,3 | 1 | information on U.S. Gov't activities, abstracted from Congressional Record, Federal Register and other sources | Capital Service, Wash. DC | DIALOG Lockheed | E | 4 (5) | Oct. 1976 | 106,000 records [monthly updates of 5,000 records] | | \$75*-\$90*/hr. +\$5* or \$8*/hr telecom costs offline prints are \$.20/record |

PUBLIC INFORMATION SERVICES INDUSTRY

| NAME | REF | FUNCTIONS | DATA TYPE | DESCRIPTION OF KEY SERVICES | SOURCE | VENDOR | LANGUAGE | FOCUS | STARTING DATE | SIZE OF DATABASE (as of Jan. 80 unless indicated) | VOLUME/ACTIVITY | COSTS/REVENUES |
|---|-----|-----------|-----------|---|----------------------------------|-----------------|----------|-------|---------------|---|-----------------|--|
| PTS International Statistical Abstracts | 1 | 1,2,3 | 1 | contains abstracts of all published forecasts for countries other than the U.S. | PREDICASTS Inc., Cleveland, Ohio | DIALOG Lockheed | E | 1 | 1971 | 280,000 records [monthly updates] | | \$59*-\$90*/hr. +\$5* or \$8*/hr telecom costs Offline prints & online types are \$.20/record. \$.50 for non-subscribers after 3 months |
| PTS International Time Series | 1 | 1,2,3 | 1 | annual data on international production, value of shipments, wages, prices, materials, consumption, foreign trade & end-use distribution for all different types of industries, products & services | PREDICASTS Inc., Cleveland, Ohio | DIALOG Lockheed | E | 1 | 1972 | 115,000 records [quarterly updates] | | \$59*-\$90*/hr. +\$5* or \$8*/hr telecom costs Online types & offline prints are \$.20/ and \$.50/record for non-subscribers after 3 months |
| PTS Predalert | 1 | 1,2,3 | 1 | current records added on a weekly basis, then transferred to either PTS Prompt or PTS F&S Indexes | PREDICASTS Inc., Cleveland, Ohio | DIALOG Lockheed | E | 2 | 1971 | file contains current month only | | \$59*-\$90*/hr. +\$5* or \$8*/hr telecom costs Offline prints -.20/print or \$.50 for non-subscribers after 3 months |

PUBLIC INFORMATION SERVICES INDUSTRY

| NAME | REF | FUNCTIONS | DATA TYPE | DESCRIPTION OF KEY SERVICES | SOURCE | VENDOR | LANGUAGE | FOCUS | STARTING DATE | SIZE OF DATABASE (as of Jan. 80 unless indicated) | VOLUME/ACTIVITY | COSTS/REVENUES |
|------------------------|-----|-----------|-----------|--|----------------------------------|-------------------|----------|-------|---------------|--|-----------------|---|
| PTS Prompt | 1 | 1,2,3 | 1 | information on acquisitions, capacities, new products, regulations, technology, the marketing climate, consumer patterns, & the worldwide economy | PREDICASTS Inc., Cleveland, Ohio | DIALOG Lockheed | E | 2 | Feb. 1972 | 190,000 records as of Jan./79 [monthly updates of 3,000 records] | | \$59*-\$90*/hr. +\$5* or \$8*/hr telecom costs Offline prints -\$.20/print or \$.50 for non-subscribers after 3 months |
| PTS Prompt - PREDALERT | 1 | 1,2,3 | 1 | reliable historical and projected data and reports on the state of technology, the marketing climate, consumer patterns & the worldwide economy | PREDICASTS Inc., Cleveland, Ohio | INFOMART, Toronto | E | 2 | 1972 | 943,998 records [weekly updates of 1,000 records] | | \$120*/hr. and \$.50/offline print \$8*/hr telecom costs SDI=\$3.50 per update |
| PTS Annual Time Series | 1 | 1,2,3 | 1 | information, historical data and projected consensus on the U.S. from 1957 to 1990 for more than 500 key economic, demographic, industrial and product time series | PREDICASTS Inc., Cleveland, Ohio | DIALOG Lockheed | E | 2 | 1957 | 350,000 records [quarterly updates] | | \$59*-\$90*/hr. +\$5* or \$8*/hr telecom costs Online types & offline prints are \$.20/ and \$.50/ record for non-subscribers after 3 months |

PUBLIC INFORMATION SERVICES INDUSTRY

| NAME | REF | FUNCTIONS | DATA TYPE | DESCRIPTION OF KEY SERVICES | SOURCE | VENDOR | LANGUAGE | FOCUS | STARTING DATE | SIZE OF DATABASE (as of Jan. 80 unless indicated) | VOLUME/ACTIVITY | COSTS/REVENUES |
|---|-----|-----------|-----------|--|---------------------------|-------------------|----------|-------|------------------|---|-----------------|---|
| PTS U.S. Statistical Abstracts | | 1,2,3 | 1 | abstracts of published forecasts for the U.S. from trade journals, business & financial publications, key newspapers, gov't reports & special studies | PAIS, Inc., | DIALOG Lockheed | E | 2 | 1971 | 184,000 records [quarterly updates] | | \$59*-\$90*/hr. +\$5* or \$8*/hr telecom costs Offline prints are \$.20/print or \$.50/record for non-subscribers after 3 months |
| PAIS - Public Affairs Information Service | 1 | 1,2,3 | 1 | material in English, French, German, Italian, Portuguese, Spanish, etc. in the field of social sciences, from a variety of sources | PAIS, Inc., | DIALOG Lockheed | E etc. | 2 | 1972 | 93,000 records [quarterly updates of 6100 records] | | \$45*-\$60*/hr. +\$5* or \$8*/hr telecom costs Offline prints are \$.15/record |
| Quebec - Actualité | 1,3 | 1,2,3 | 1 | abstracts from 3 major French-language newspapers of North America Coverage includes cultural, economic, political, religious & social aspects of life in Quebec | Microfor, Inc., Quebec | INFOMART, Toronto | E, F | 3,5 | Jan. 1973 (1966) | 153,705 records as of Dec.18/79 [mthly updates] 220,000 as of fall 1980 | | Subscribers: \$75/hr. and \$.10/offline print Non-subscriber \$85*/hr + 10¢/offline print; also \$8/hr telecom costs SDI=\$3/update |

PUBLIC INFORMATION SERVICES INDUSTRY

| NAME | REF | FUNCTIONS | DATA TYPE | DESCRIPTION OF KEY SERVICES | SOURCE | VENDOR | LANGUAGE | FOCUS | STARTING DATE | SIZE OF DATABASE (as of Jan. 80 unless indicated) | VOLUME/ACTIVITY | COSTS/REVENUES |
|--|-----|-----------|-----------|--|--|-----------------|----------|---------|---------------|---|-----------------|---|
| RADAR - Répertoire analytique d'articles de revues du Québec | 3 | 1,2,3 | 1 | Multidisciplinary coverage of Quebec periodicals | Microfor Inc. Quebec | INFOMART | F | 1,2,3,4 | 1978 (1973) | 50,000 records [annual growth of 9,000, bi-monthly updates] | | \$40/hr. in Quebec \$70/hr. outside of Quebec |
| RAPRA Abstracts | 1 | 1,2,3 | 1 | covers a variety of sources in the areas of pollution control and research | Rubbers & Plastics Research Ass., G.B. | DIALOG Lockheed | E | 1,2 | 1972 | 110,000 records [monthly updates of 1,800 records] | | \$50*-\$65*/hr. & \$.15/record printed offline +\$5* or \$8*/hr telecom costs |
| RCA Unionlist - U. of A. | 1 | 1,2,3 | 1 | provides small libraries a vehicle through which they can automate and search their serial holdings in Alberta | Alberta Research Council Library, ARC | same as source | E | 4 | | 2,499 records as of Feb./81 | | current charges schedule |
| RTECS - Registry of Toxic Effects of Chemical Substances | 1 | 1,2,3 | 1 | contains chemical substances with toxic dosages info. and synonyms for chemicals | Nat. Inst. for Occupational Safety & Health, Nat.Lib. of medicine, thru C.I.S.T.I. | C.I.S.T.I. | E,F | 1,4 | | 36,851 records as of Oct./79 [quarterly updates] | | \$15 or \$10/hr. (depending on hrs used) +\$5* or \$8*/hr telecom and \$.15/page printed offline |

PUBLIC INFORMATION SERVICES INDUSTRY

| NAME | REF | FUNCTIONS | DATA TYPE | DESCRIPTION OF KEY SERVICES | SOURCE | VENDOR | LANGUAGE | FOCUS | STARTING DATE | SIZE OF DATABASE (as of Jan. 80 unless indicated) | VOLUME/ACTIVITY | COSTS/REVENUES |
|--|-----|-----------|-----------|--|--|----------------|----------|-------|---------------|--|-----------------|--|
| RESORS - Remote Sensing On-line Retrieval System | 1,3 | 1,2,3 | 1 | contains information pertaining to instrumentation techniques & applications of remote sensing, photogrammetry and change analysis | Canada Centre for Remote Sensing EMR, Ottawa | same as source | E, F | 1 | 1971 (1930) | 26,000 records as of Nov./80 [400-500 records added per month] | | In-house users no charge. Outside users are charged for connect time |
| Research Libraries Information Network | 1 | 1,2,3 | 1 | MARC records from over 50 academic, public & special libraries - 1972 to present | BALLOTS network libraries & library of Congress | ? | E | 4 | 1972 | 16,000,000 records as of Oct./78 [daily updates] | | \$24*/hr. for searching catalogue cards \$4/card; 25¢/search/month, mthly. Mag. tapes of Catalog records in MARCII format 0-500 records -\$34* |
| RETRO LDSIS | 3 | 1,2,3 | 1 | Scientific and technical reports pertaining to defence | Directorate of Scientific Information Services National Defense Canada, Ottawa | Same as source | E, F | 1 | 1969 | 75,000 records [annual growth 5,000 records] | | In-house |

PUBLIC INFORMATION SERVICES INDUSTRY

| NAME | REF | FUNCTIONS | DATA TYPE | DESCRIPTION OF KEY SERVICES | SOURCE | VENDOR | LANGUAGE | FOCUS | STARTING DATE | SIZE OF DATABASE (as of Jan. 80 unless indicated) | VOLUME/ACTIVITY | COSTS/REVENUES |
|---|----------|-----------|-----------|--|---|--------------------|----------|-------|---------------|--|-----------------|--|
| Revised Statutes of Canada - RSC [Fr.: SRC les statuts révisés du Canada] | 1,2 3 | 1,2,3 | 1 | office consolidation of the Revised Statutes of Canada | Federal Dept. of Justice, Ottawa | QL Systems, Ottawa | E, F | 4 | | 14,868 records as of Nov. 18/80 [irregular updates to July 1/1979] | | \$2/sign-on, \$2/search, \$2/1000 lines printed off-line |
| RILM (Repertoire International de Literature Musicale) | 1 | 1,2,3 | 1 | international database containing abstracts of significant literature on music | City Univ. of N.Y., Intl RLM Center, N.Y. | DIALOG Lockheed | E | 3 | 1972 | 13,700 records [3 times yearly updating of 1,500 records] | | \$50*-\$60*/hr. & 15¢/offline record in format 5 plus \$5 or \$8/hr. telecom costs |
| RSO - Statutes of Ontario | 2 | 1,2,3 | 1 | Contains full text of provincial statutes and amendments of Ontario that are currently in effect. Corresponds to printed publication STATUTES OF ONTARIO | Dept. of Justice, Ontario | QL Systems | E | 4 | | 110 statutes [Updated annually] | | 2.00/sign-on 2.00/search 2.00/1,000 lines printed off-line |
| SAE Abstracts - Society of Automotive Engineers, Inc. | 1 | 1,2,3 | 1 | covers papers concerned with self-propelled vehicles, applicable to the aerospace, transportation & automobile industries | Society of Automobile Engineers, Inc., U.K. | INFOMART, Toronto | E | 1 | Jan. 1965 | 11,235 records [quarterly updates of 800 records] | | \$80*/hr. plus \$8*/hr. telecom costs Offline prints are 15¢ per record SDI=\$5/update |

PUBLIC INFORMATION SERVICES INDUSTRY

| NAME | REF | FUNCTIONS | DATA TYPE | DESCRIPTION OF KEY SERVICES | SOURCE | VENDOR | LANGUAGE | FOCUS | STARTING DATE | SIZE OF DATABASE (as of Jan. 80 unless indicated) | VOLUME/ACTIVITY | COSTS/REVENUES |
|------------------------------------|-----|-----------|-----------|--|---|-------------------|----------|-------|---------------|--|-----------------|---|
| Safety (Safety Science Abstracts) | 1 | 1,2,3 | 1 | international database devoted to the science of safety | Cambridge Scientific Abstracts, Inc. Center for Safety N.Y. Univ. | INFOMART, Toronto | E | 1 | June 1975 | 59,321 records [bimonthly updating] | | \$75*/hr. plus 15¢/offline print. Plus \$8/hr. telecom costs |
| SALUS | | | | covers literature on low-cost rural health care and health manpower training in developing countries | Internatl Development Research Centre, Ottawa | Same as source | E | 3 | 1970 | 7,111 records as of Feb./81 [weekly updates] | | |
| Science Citation Index - Scisearch | 1 | 1,2,3 | 1 | multidisciplinary index to the literature of science and technology | Institute for Scientific Information Philadelphia, PA | DIALOG Lockheed | E | 4 | | 2,700,000 records [mthly updates of 42,000 records] | | Since 1978: Subscribers: \$15*-\$30*/hr. 15¢/record Non-subscribers: \$105*-\$120*/hr \$.25/record |
| Sdiline | 1 | 1,2,3 | 1 | current month of Medline, searchable separately each month for purposes of current awareness | U.S. Natn'l Lib. of Medicine State Univ. of N.Y. | C.I.S.T.I. | E,F | 4 | | 21,397 records as of Oct./79 [mthly updates of 20,000 records] | | \$15*-\$8*/hr. (depending on hours used) 15¢/page for offline prints +\$5*-\$10*/hr telecom charge |

PUBLIC INFORMATION SERVICES INDUSTRY

| NAME | REF | FUNCTIONS | DATA TYPE | DESCRIPTION OF KEY SERVICES | SOURCE | VENDOR | LANGUAGE | FOCUS | STARTING DATE | SIZE OF DATABASE (as of Jan. 80 unless indicated) | VOLUME/ACTIVITY | COSTS/REVENUES |
|--|-----|-----------|-----------|--|---|--------------------|----------|-------|---------------|---|-----------------|---|
| SPIN - Searchable Physics Information Notices | 1 | 1,2,3 | 1 | current indexing and abstracting of the journals and conference proceedings published by the American Institute of Physics | American Inst. of Physics, N.Y. | DIALOG Lockheed | E | 4 | 1975 | 104,000 records [mthly updates of 2,000 records] | | \$20*-\$35*/hr. +\$5* or \$*/hr. telecom. Off-line prints are 10¢/record |
| SWR Selected Water Resources Abstracts | 1 | 1,2,3 | 1 | world science & technical literature covering water related aspects of the life, physical & social sciences | Water Resources Scientific Center, U.S. Dept. of the Interior | QL Systems, Ottawa | E | 1,3 | 1975 | 54,659 records as of Nov.18/80 [mthly updates] | | \$2/sign-on \$2/search & \$2/1000 words printed offline |
| Serline | 1 | 1,2,3 | 1 | Union List of Serials held by major medical libraries in the U.S. - made available to Canadians in Nov./77. Also include conferences | U.S. Nat. Library of Medicine, State Univ. of N.Y. | C.I.S.T.I. | E,F | 4 | | 33,426 records as of Oct./79 | | \$15 or \$8/hr. (depending on hrs. of use) 15¢/page of offline print + \$5-\$10/hr. telecom. charge |
| SITICE Système informatique de traitement de l'information de la carte écologique de la Baie James | 1 | 1,2,3 | 1 | Inventory of bio-physical information on the James Bay territory | Société de développement de la Baie James Montréal | Same as source | F | 1 | 1979 (1973) | 36,000 records [annual growth 1%-10%] | | variable |

PUBLIC INFORMATION SERVICES INDUSTRY

| NAME | REF | FUNCTIONS | DATA TYPE | DESCRIPTION OF KEY SERVICES | SOURCE | VENDOR | LANGUAGE | FOCUS | STARTING DATE | SIZE OF DATABASE (as of Jan. 80 unless indicated) | VOLUME/ACTIVITY | COSTS/REVENUES |
|---|-----|-----------|-----------|---|---|------------------|----------|-------|---------------|---|-----------------|---|
| Smithsonian Science Information Exchange - SMIE | 1 | 1,2,3 | 1 | citations to current research projects in all areas of life - social, physical, behavioral and engineering sciences | Smithsonian Science Information Exchange, Wash. DC | BRS - | E | 1,3 | 1977 | [monthly updates of 9000 records] | | \$30*/hr. plus \$.10/ off-line citation +\$5.50/hr telecom costs |
| Smithsonian Science Information Exchange - SSIE | 1 | 1,2,3 | 1 | citations to current research projects in all areas of life - social, physical, behavioral and engineering sciences | Smithsonian Science Information Exchange, Wash.; D.C. | INFOMART Toronto | E | 1,3 | 1974 | 561,132 records [monthly updates of 9000 records] | | \$110*/hr. plus \$8/hr telecom. costs off-line prints are \$.25/record |
| Smithsonian Science Information Exchange - SSIE | 1 | 1,2,3 | 1 | citations to current research projects in all areas of life - social, physical, behavioral and engineering sciences | Smithsonian Science Information Exchange, Wash., D.C. | DIALOG Lockheed | E | 1,3 | | 253,000 records [mthly updates] | | \$63x-\$78x/hr. +\$5 or \$8/hr. telecom. Off-line prints are 20¢/record |
| Social Scisearch | 1 | 1,2,3 | 1 | (social science abstracts and citations) | Institute For Scientific Information Philadelphia, PA | DIALOG Lockheed | E | 3 | 1972 | 700,000 records [mthly updates of 9000 records] | | \$55x-\$70x/hr. +\$5 or \$8/hr. telecom costs Offline prints are \$.10/record |

PUBLIC INFORMATION SERVICES INDUSTRY

| NAME | REF | FUNC-TIONS | DATA TYPE | DESCRIPTION OF KEY SERVICES | SOURCE | VENDOR | LANGUAGE | FOCUS | STARTING DATE | SIZE OF DATABASE (as of Jan. 80 unless indicated) | VOLUME/ACTIVITY | COSTS/REVENUES |
|--|-------|------------|-----------|--|--|--------------------------------|----------|-------|--------------------------------|---|-----------------|---|
| Sociological Abstracts | 1 | 1,2,3 | 1 | in-depth coverage of Sociology and related Social Sciences areas, from Sociological Abstracts Inc. | Socio-logical Abstracts, Inc. San Diego | DIALOG Lockheed, Palo Alto, CA | E | 3 | Jan. 1973 | 103,007 records as of Nov./80 [updated 5 times annually with 1500 records per update] | | \$40*-\$50*/hr. +\$5* or \$8*/hr telecom costs Offline prints are \$.10/record |
| SOL - Solid Waste Management | 1,2,3 | 1,2,3 | 1 | references to completed or ongoing solid waste management recovery and utilization projects - record includes project description, results, costs, personnel involved. | Enviro-mental Protection Service, Fisheries & Environment Canada | QL Systems, Ottawa | E, F | 1 | 1970 | 214 records as of Nov.18/80 [annual updates] | | \$2/sign-on \$2/search \$2/1000 words, printed lines offline |
| SPK - Speakers Ruling of the House of Commons Fr.: DLO-Déci-sions de l'Ora-teur | 1,2 | 1,2,3 | 1 | contains questions of privilege, points of order, practices & procedures governing the daily debates in the House of Commons, as ruled by the Speaker. | House of Commons, Canada | QL Systems, Ottawa | E, F | 4 | Oct. 15, 1974 to June 29, 1976 | 50 records as of Nov./80 | | \$2/sign-on \$2/search \$2/1000 lines printed offline |
| SPORT - (Sport & Recreation Index) (also known as SIRC) | 1,3 | 1,2,3 | 1 | covers journal material in the areas of sport, recreation, sport medicine & physical education from 1975 to date | Sport Information Resource Centre, Ottawa | INFOMART, Toronto | E | (4) | 1975 (1949) | 52,167 records | | \$70*/hr plus \$.15/offline print \$8*/hr. telecom. SDI=\$4.50*/update |

PUBLIC INFORMATION SERVICES INDUSTRY

| NAME | REF | FUNCTIONS | DATA TYPE | DESCRIPTION OF KEY SERVICES | SOURCE | VENDOR | LANGUAGE | FOCUS | STARTING DATE | SIZE OF DATABASE (as of Jan. 80 unless indicated) | VOLUME/ACTIVITY | COSTS/REVENUES |
|---|-----|-----------|-----------|--|-----------------------------|---|----------------------|-------|---------------|--|-----------------|--|
| SSCI - Social Science Citation Index | 1 | 1,2,3 | 1 | extensive coverage of the journal literature and cited references in the social sciences - (1,600 journals indexed cover to cover) | U.S.? | INFOMART, Toronto | E | 3 | | 4,805,698 records [weekly updates] | | \$70*/hr. plus \$.10/ offline prints \$8*/hr telecom costs |
| SPRAYING FILE (application and technology) | 3 | 1,2,3 | 1 | technical aspects of applying agricultural sprays | Agriculture Canada | Agriculture Canada Research Station Saskatoon | E | 1 | 1970 (1950's) | 5,000 records updating monthly ext. annual growth 200 records | current years | (in-house use) |
| Standard & Poors News | 1 | 1,2,3 | 1 | extensive coverage incl. financial reports on more than 9,000 companies in the U.S. in which there any degree of public interest | Standard & Poors Corp. N.Y. | DIALOG Lockheed | E | 2 | Sept. 1979 | 88,000 records as of Oct./80 [1,700 records per weekly update] | | \$70*-\$85*/hr. +\$5* or \$8*/hr telecom costs \$.15/full record printed offline |
| STO Standing Orders of the House of Commons | 1,2 | 1,2,3 | 1 | Standing Orders of the House of Commons. Procedural rules as decided upon and approved by the members. | House of Commons, Canada | QL Systems Ltd., Ottawa | E, F See Seeley P.25 | 4 | Jan. 1976 | 302 records as of Nov.18/80 [irregularly updated] | | \$2/sign-on \$2/search \$2/1,000 lines printed offline |

PUBLIC INFORMATION SERVICES INDUSTRY

| NAME | REF | FUNCTIONS | DATA TYPE | DESCRIPTION OF KEY SERVICES | SOURCE | VENDOR | LANGUAGE | FOCUS | STARTING DATE | SIZE OF DATABASE (as of Jan. 80 unless indicated) | VOLUME/ACTIVITY | COSTS/REVENUES |
|--|----------|-----------|-----------|--|---|-------------------------|----------|----------|---------------------|---|-----------------|---|
| IHSP - State Publications, Index | 1 | 1,2,3 | 1 | Single most comprehensive source of current state documents issued by the 50 states, Puerto Rico and the Virgin Islands (on virtually every topic) | BRS - Scotia, N.Y. | Same as source | E | 2,3 4 | 1976 | 50,000 records as of Dec./80 [quarterly updates of 1,500 records] | | \$20*/hr plus \$5.50*/hr. telecom. costs |
| SOR - Statutory Orders and Regulations | 1 | 1,2,3 | 1 | contains selected federal regulations with amendments to Aug. 31/80 | | QL Systems Ltd., Ottawa | E | 4 | | to August 31, 1981 (not complete) | | \$2/sign-on \$2/search \$2/1000 lines printed offline |
| SAC Statutes of Alberta Citator | 1 | 1,2,3 | 1 | contains references to judicial decisions concerning Alberta Statutes | Canadian Law Info. Council and Univ. of Calgary Library | QL Systems Ltd., Ottawa | E | 4 | 1970 to 1979 | 199 records as of Nov.18/80 [irregularly updated] | | \$2/sign-on \$2/search \$2/1000 lines printed offline |
| SBC Statutes of British Columbia | 1,2 3 | 1,2,3 | 1 | an official consolidation of the Statutes of British Columbia | Attorney-General's Dept., Province of B.C. | QL Systems Ltd., Ottawa | E | 4 | 1974 to Dec.31 1979 | 18,416 records as of Nov.18/80 bi-annually | | \$2/sign-on \$2/search \$2/1000 lines printed offline |
| SNC Statutes of Manitoba | 1 | 1,2,3 | 1 | contains reference to judicial decisions concerning Manitoba statutes. Each reference includes a brief summary of relevant ruling. | - | QL Systems Ltd., Ottawa | E | 4 | 1970 | 2,555 records as of Nov./80 [irregularly updated] | | \$2/sign-on \$2/search \$2/1000 lines printed offline |

PUBLIC INFORMATION SERVICES INDUSTRY

| NAME | REF | FUNCT- IONS | DATA TYPE | DESCRIPTION OF KEY SERVICES | SOURCE | VENDOR | LANGUAGE | FOCUS | STARTING DATE | SIZE OF DATABASE (as of Jan. 80 unless indicated) | VOLUME/ACTIVITY | COSTS/REVENUES |
|--|----------|----------------|--------------|---|---|---------------------------------------|----------|-------|------------------|---|-----------------|--|
| SNB - Statutes of New Brunswick | 1,2 3 | 1,2,3 | 1 | an official consolidation of all the statutes of New Brunswick in effect since November 1976 | Attorney- General's Dept. Prov. of N.B. | QL Systems Ltd., Ottawa | E | 4 | 1975 | [annually irregular up- dates] | | \$2/sign-on \$2/search \$2/1,000 lines printed offline |
| SRS - Statuts Revisés du Canada | 2,3 | 1,2,3 | 1 | Full text of Canadian Acts or Statutes on force in the French languages | Federal Department of Justice Ottawa | QL Systems Ltd., Ottawa | E, F | 4 | 1969 (1969) | 10,000 records [irregular updating] | | \$2/sign-on \$2/search \$2/1,000 lines printed offline |
| STP - (Scientific and Technical Policies) | 1,3 | 1,2,3 | 1 | currently contains science info. policy statements, studies & commentaries as they apply to Canada | Faculty of Library Science, U of Alta. | University of Alberta, Edmonton | E | 1 | 1960 | 553 records as of Aug./79 [irregular up- dates] [annual growth 75 records] | | Univ. of Alberta computing charges |
| Surface Coatings Abstracts | 1 | 1,2,3 | 1 | contains references to literature on all aspects of paint and surface coatings | Paint Research Association of Great Britain | DIALOG Lockheed | E | 1 | | 31,500 records as of May/80 [mthly updates of 700 records] | | \$50*-\$65*/hr. + telecom. costs of \$5* or \$8*/hr Off- line prints are 15¢/full record |

PUBLIC INFORMATION SERVICES INDUSTRY

| NAME | REF | FUNCTIONS | DATA TYPE | DESCRIPTION OF KEY SERVICES | SOURCE | VENDOR | LANGUAGE | FOCUS | STARTING DATE | SIZE OF DATABASE (as of Jan. 80 unless indicated) | VOLUME/ACTIVITY | COSTS/REVENUES |
|--|-----|-----------|-----------|---|---|----------------------------|----------|-------|---------------|--|-----------------|---|
| SWERP (Solar and Wind Energy Research Program) | 1,3 | 1,2,3 | 1 | bibliographic database of technical and non-technical publications relating to solar and wind energy | Alberta Research Council, Edmonton | Univ. of Alberta, Edmonton | E | 1 | 1977 (1975) | 3,401 records as of Feb./81 [semiannual updates, annual growth, 1,200 records] | | see fee schedule for Univ. of Alberta |
| TAR Tax Advance Rulings | 1,2 | 1,2,3 | 1 | income tax rulings published by the Deputy Minister of National Revenue for the Taxation of Canada | Deputy Minister of National Revenue | QL Systems Ltd., Ottawa | E | 4 | | 79 records as of Nov. 18/80 | | \$2/sign-on \$2/search \$2/1,000 lines printed offline |
| Tech Briefs | 1 | 1,2,3 | 1 | contains selected technical & management articles that are potentially useful to medium sized Cdn. manufacturing industry | Technical Information Service, C.I.S.T.I. | same as source | E,F | 2 | 1965 | 33,000 records as of June/80 [mthly batch updating] | | no charge for info. search \$2.20/article for supplying document |
| TITUS | 1 | 1,2,3 | 1 | covers fields of textiles and textile-related materials | Institut Textile de France | INFOMART, Toronto | E | 2 | Jan. 1970 | 109,476 records | | \$85*/hr & 20¢/offline print plus telecon. costs from \$8*/hr. |

PUBLIC INFORMATION SERVICES INDUSTRY

| NAME | REF | FUNCTIONS | DATA TYPE | DESCRIPTION OF KEY SERVICES | SOURCE | VENDOR | LANGUAGE | FOCUS | STARTING DATE | SIZE OF DATABASE (as of Jan. 80 unless indicated) | VOLUME/ACTIVITY | COSTS/REVENUES |
|----------------------------|-----|-----------|-----------|---|---|--------------------|----------|----------|--------------------|---|-----------------|---|
| TOXBACK | 1 | 1,2,3 | 1 | contains material entered into TOXLINE before 1974 & has the Hayes File which covers material on pesticides from 1930-1970 | U.S. Nat'l Library of Medicine Bethesda, MD | C.I.S.T.I. | E,F | 1 | 1940 | 379,299 records as of Feb./79 | | \$15* or \$8*/hr (depending on hours of use) & 15¢/page of offline print + \$5*-\$10*/hr. telecom. an additional \$1/search + 18¢/offline |
| TOXBACK 74 | 1 | 1,2,3 | 1 | contains material entered into TOXLINE from 1974 to 1976 inclusive | U.S. Nat'l Library of Medicine | C.I.S.T.I., Ottawa | E,F | (1) 4 | Jan./74 to Dec./76 | 275,605 records as of Dec./80 | | same as above except + 45¢/offline |
| Toxicology Data Bank - TDB | 1 | 1,2,3 | 1 | toxicology facts & data selected from standard reference textbooks reviewed by peer committee of scientists compounds chosen because of known or potential toxicity | U.S. Nat'l Library of Medicine | C.I.S.T.I., Ottawa | E,F | (1) 4 | | 2,547 records as of Dec./80 [quarterly updates] | | |

PUBLIC INFORMATION SERVICES INDUSTRY

| NAME | REF | FUNCTIONS | DATA TYPE | DESCRIPTION OF KEY SERVICES | SOURCE | VENDOR | LANGUAGE | FOCUS | STARTING DATE | SIZE OF DATABASE (as of Jan. 80 unless indicated) | VOLUME/ACTIVITY | COSTS/REVENUES |
|-----------|-----|-----------|-----------|---|---|-----------------|----------|-------|---------------|---|-----------------|--|
| Tox6 line | 1 | 1,2,3 | 1 | contains 8 discrete files dealing with toxicology, chemistry, pollution, pharmaceuticals, pesticides mutagens, teratology | U.S. Nat'l Medical Library, (with Chemical Abstract Services, Bibliographies Info.Servs., Am.Soc. of Hosp. Pharmacists, Oak Ridge Nat. Labs, Env. Prot.Agency | C.I.S.T.I. | E,F | 1 | 1974 to 1978 | 67,000 records as of Feb./80 [bimonthly updates of 1,000 records] | | \$15* or \$8*/hr (depending on hours of use) +15¢/page of offline print &\$5*-\$8*/hr. telecom costs an additional \$3.20/hr. +18¢/hit printed offline |
| TRIS | 1 | 1,2,3 | 1 | a composite file dealing with the planning, development, operation & performance of transportation systems | U.S. Dept. of Transport | DIALOG Lockheed | E | 2 | 1964 | 100,000 records as of Mar./80 [monthly updates of 1,500 records] | | \$25*-\$40*/hr. +\$5* or \$8*/hr telecom costs offline prints are \$.10/full record printed offline |

PUBLIC INFORMATION SERVICES INDUSTRY

| NAME | REF | FUNC-TIONS | DATA TYPE | DESCRIPTION OF KEY SERVICES | SOURCE | VENDOR | LANGUAGE | FOCUS | STARTING DATE | SIZE OF DATABASE (as of Jan. 80 unless indicated) | VOLUME/ACTIVITY | COSTS/REVENUES |
|---------------------------------------|-----|------------|-----------|---|---|-------------------------------------|----------|----------|---------------|---|-----------------|--|
| TCSA Initial Inventory | 1 | 1,2,3 | 1 | a non-bibliographic dictionary listing of chemical substances derived from the Initial Inventory of Toxic Substances Control Act (TSCA) Chemical Substances Inventory | Industry Assistance Office, Environmt'l Protection Agency, U.S. | DIALOG Lockheed | E | 1 | | 43,278 records as of June/79 | | \$30*- \$40*/hr. +\$5* or \$8*/hr telecom costs. offline prints are 10¢/citation for offline prints in full format |
| TUVAALUK | 1 | 1,2,3 | 1 | prehistoric archeology of the artic | Program Tuvaaluk Laboratoire d'archéologie U.Q.A.M. | same as source | E, F | 1,3 | 1973 | 4,500 records [annual growth 3-400 records] | | |
| Tulsa (Petroleum Abstracts) | 1 | 1,2,3 | 1 | covers all aspects of oil | Univ. of Tulsa, Okla. | INFOMART, Toronto | E | 1 | Jan. 1965 | 218,073 records [mthly update of 1,250 records] | | Subscribers: \$75*/hr & 15¢/office record Holders of a minor search license. |
| U.S. International Air Traffic Stats. | 1 | 1,2,3 | 1 | contains information on passenger traffic on all flights originating or terminating in the U.S. (statistical data base?) | U.S. Dept. of Transp. w/Dept. of Justice | I.P. Sharp Associates Ltd., Toronto | E | (2) 5 | 1975 | [mthly updates] | | current Sharp APL time-sharing charges |

PUBLIC INFORMATION SERVICES INDUSTRY

| NAME | REF | FUNCTIONS | DATA TYPE | DESCRIPTION OF KEY SERVICES | SOURCE | VENDOR | LANGUAGE | FOCUS | STARTING DATE | SIZE OF DATABASE (as of Jan. 80 unless indicated) | VOLUME/ACTIVITY | COSTS/REVENUES |
|---|-----|-----------|-----------|---|---|--------------------|----------|-------|---------------|--|-----------------|---|
| USPSD U.S. Political Science Documents | 1 | 1,2,3 | 1 | in-depth coverage of 120 U.S. political science journals | Univ. Center for Int'l Studies, Univ. of Pittsburgh | INFORMART, Toronto | E | 3 | 1975 | 12,518 records [quarterly updates of 750 records] | | \$65*/hr & 15¢/offline print Plus \$8*/telecom. SDI=\$5*/update |
| USPSD U.S. Political Science Documents | 1 | 1,2,3 | 1 | in-depth coverage of 120 U.S. political science journals | Univ. Center for Int'l Studies of the Univ. of Pittsburgh | DIALOG Lockheed | E | 3 | 1975 | 5,300 records [quarterly updates of 900 records] | | \$50*-\$65*/hr. & 15¢/offline print plus \$5* or \$8*/hr. telecom. costs |
| U.S. Public School Directory | 1 | 1,2,3 | 1 | Includes directory-type data on public elementary and secondary schools in the U.S. & territories | National Center for Education Statistics Wash., DC | DIALOG Lockheed | E | 4 | | 80,000 records as of Feb./80 [completely revised annually] | | \$20*-\$35*/hr. +telecom costs of \$5* or \$8*/hr. Offline prints are 10¢/full record |

PUBLIC INFORMATION SERVICES INDUSTRY

| NAME | REF | FUNCTIONS | DATA TYPE | DESCRIPTION OF KEY SERVICES | SOURCE | VENDOR | LANGUAGE | FOCUS | STARTING DATE | SIZE OF DATABASE (as of Jan. 80 unless indicated) | VOLUME/ACTIVITY | COSTS/REVENUES |
|--|-----|-----------|-----------|--|-----------------------------------|--------------------|----------|-------|---------------|--|-----------------|---|
| UNESCO | 1 | 1,2,3 | 1 | provides worldwide coverage of literature written by and for UNESCO | UNESCO, Paris, France | IDRC - Ottawa | E | 2,3 | 1970 | 25,000 records as of Feb./81 [quarterly updates] | | All IDRC data bases are available on an experimental basis for government, academic and non-profit institutions |
| UNIDO - United Nations Industrial Development Organization | 1 | 1,2,3 | 1 | covers documents prepared by or for UNIDO concerned with the improvement of industry in developing countries | UNIDO, Vienna, Austria | IDRC - Ottawa | E | 2 | 1968 | 9,795 records as of Feb./81 [biannual updates] | | All IDRC data bases are available on an experimental basis for government, academic and non-profit institutions |
| UNION - Union List of Scientific Serials in Canadian Libraries | 1 | 1,2,3 | 1 | a listing of titles representing the serial holdings (journals, etc. of 263 libraries | National Research Council, Ottawa | C.I.S.T.I., Ottawa | E,F | 4 | | 49,261 records as of Nov./80 [monthly updates of 140 titles] | | \$40/hr. plus 35¢/offline citation |

PUBLIC INFORMATION SERVICES INDUSTRY

| NAME | REF | FUNCTIONS | DATA TYPE | DESCRIPTION OF KEY SERVICES | SOURCE | VENDOR | LANGUAGE | FOCUS | STARTING DATE | SIZE OF DATABASE (as of Jan. 80 unless indicated) | VOLUME/ACTIVITY | COSTS/REVENUES |
|----------------------------------|-----|-----------|-----------|---|--|-------------------------|----------|-------|---------------|---|-----------------|--|
| UPI - United Press International | 1 | 1,2,3 | 1 | a demonstration database of the <u>full text</u> of the UPI Wire Service for May 21, 24, and 29, 1979 | United Press International | QL Systems Ltd., Ottawa | E | 4,5 | | 6,274 records as of Mar./80 | | \$2/sign-on \$2/search \$2/1000 lines printed offline |
| URBADOQ - | 1,3 | 1,2,3 | 1 | contains French language articles on all aspects of urban affairs | Informatech France/Quebec Montreal | same as source | F | 3 | 1976 | 7,500 records as of Dec./80 [annual updates] | | \$40/hr. in Quebec, \$70/hr.outside Quebec |
| USCA - U.S. Contract Awards | 1 | 1,2,3 | 1 | references to more than 8000 awards by U.S. gov't to both public and private sector contractors | Washington Representative Services | INFOMART, Toronto | E | 5 | | 13,433 records [mthly updates to 1978] | | \$85*/hr. +15¢/record printed offline Also \$8*/hr telecom costs |
| Vetdoc | 1 | 1,2,3 | 1 | Veternary Literature Documentation | (Derwent Public'ns Ltd., London England) | INFOMART, Toronto | E | 4 | 1968 | - | | \$100*/hr. +5x-\$10x/hr. telecom. costs 13¢/offline citation |
| Votes | 1 | 1,2,3 | 1 | covers complete results of roll call voting by members of U.S. Congress | (US ? | INFOMART, Toronto | E | 4 | | [bimonthly updates] | | \$90x/hr plus \$8x/hr telecom costs Offline prints are 15¢/full record |

PUBLIC INFORMATION SERVICES INDUSTRY

| NAME | REF | FUNCTIONS | DATA TYPE | DESCRIPTION OF KEY SERVICES | SOURCE | VENDOR | LANGUAGE | FOCUS | STARTING DATE | SIZE OF DATABASE (as of Jan. 80 unless indicated) | VOLUME/ACTIVITY | COSTS/REVENUES |
|--------------------------------|-----|-----------|-----------|---|---|---|----------|----------|--------------------------------|---|-----------------|--|
| Weekly Criminal Bulletin - WCB | 1 | 1,2,3 | 1 | bulletins of judgements in criminal cases received by Canada Law Book Ltd. | Canada Law Book Ltd. | QL Systems Ottawa | E | 4 | Oct. 27, 1976 to Oct. 31, 1980 | 4,993 records as of Nov.18/80 [weekly updates] | | \$2/sign-on \$2/search \$2/1,000 lines printed off-line Surcharge of \$3/search |
| Weldasearch | 1 | 1,2,3 | 1 | covers all aspects of the joining of metals and plastics in variety of international journals and other sources | The Welding Institute, Abington, Cambridge, England | Lockheed Information Retrieval Service, Palo Alto, CA | E | 1 | 1967 | 47,200 records [mthly updates] | | \$50*-\$65*/hr. +\$5* or \$8*/hr telecom costs offline prints are \$.15/full record |
| Western Weekly Reports - WWR | 1,2 | 1,2,3 | 1 | contains headnotes of Western Weekly Reports from 1968, Vol. 62 to 1978, Vol. 4, inclusive | Carswell Company Ltd. Canada | QL Systems Ltd., | E | 3? 4? | - | 6,579 decisions 6,464 records [updated irregularly] | | \$2/sign-on, \$2/search, \$2/1,000 lines printed offline |
| World Aluminum Abstracts - WAA | 1 | 1,2,3 | 1 | covers world technical literature and patents on aluminum, ranging from ore processing to end use | American Society for Metals, Metals Park Ohio | Lockheed Information Retrieval Service, Palo Alto, CA | E | 1 | Jan. 1968 | 66,200 records as of Nov.18/80 [monthly updates of 550 records] | | \$35*-\$50*/hr. +\$5* or \$8*/hr telecom costs \$.10/record printed offline |

PUBLIC INFORMATION SERVICES INDUSTRY

| NAME | REF | FUNCTIONS | DATA TYPE | DESCRIPTION OF KEY SERVICES | SOURCE | VENDOR | LANGUAGE | FOCUS | STARTING DATE | SIZE OF DATABASE (as of Jan. 80 unless indicated) | VOLUME/ACTIVITY | COSTS/REVENUES |
|--------------------------------|-----|-----------|-----------|---|---|---|----------|-------|---------------|---|-----------------|---|
| World Aluminum Abstracts - WAA | 1 | 1,2,3 | 1 | covers world technical literature and patents on aluminum, ranging from ore processing to end use | American Society for Metals, Metals Park Ohio | QL Systems Ltd., Ottawa | E | 1 | 1968 | 74,717 records [mthly updates] | | \$2/sign-on \$2/search \$2/1,000 lines printed offline |
| World Patents Index | 1 | 1,2,3 | 1 | file consists of World Patents Index, World Patents Abstracts, and Central Patents Index | Derwent Publications, Ltd. London, England | INFOMART Toronto | E | 1 | 1970 | 1,708,074 records [mthly updates] | | \$100*/hr. for subscribers, & \$125*/hr. for non-subscribers +\$8*/hr. telecom costs |
| COAL - World Coal Data Base | 3 | 1,2,3 | 1 | relating to all aspects of coal | International Energy Agency London, England | C.I.S.T.I. | E, F | 1 | 1977 | 30,000 records [annual growth 5,000, mthly updates] | | CAM/OLE charges |
| World Textile Abstracts | 1 | 1,2,3 | 1 | Summarizes world literature published in English that is relevant to textile technologists & technical management | Shirley Institute, Manchester, England | Lockheed Information Retrieval Service, Palo Alto, CA | E | 1 | 1970 | 81,000 records [mthly updates of 800 records] | | \$40*-\$55*/hr. +\$5*or\$8*/hr. telecom costs Offline prints are 10¢/record |

PUBLIC INFORMATION SERVICES INDUSTRY

| NAME | REF | FUNCTIONS | DATA TYPE | DESCRIPTION OF KEY SERVICES | SOURCE | VENDOR | LANGUAGE | FDCUS | STARTING DATE | SIZE OF DATABASE (as of Jan. 80 unless indicated) | VOLUME/ACTIVITY | COSTS/REVENUES |
|-------------------------------|-----|-----------|-----------|--|---|------------------------------|----------|-------|---------------|--|-----------------|--|
| YKB - Yukon Bibliography | 1,3 | 1,2,3 | 1 | contains articles, monographs, theses, reports, papers, etc. concerning Yukon Territory | Boreal Institute for Northern Studies Edmonton | QL Sytems Ltd., Ottawa | E, F | 3 | 1975 (1971) | 1,338 records as of Nov.18/80 [annual growth 400; bi-annual updates] | | \$2/sign-on \$2/search \$2/1,000 lines printed offline |
| Accident Analysis File | 1 | 1,2,3 | 1,2 | contains data pertaining to all accidents that occurred in Edmonton, Alberta (a data file) | Systems Planning Section, City of Edmonton | City Hall, Edmonton, Alberta | E | 3 | Jan. 1971 | 25,000 records as of Dec./80 [mthly updates of 2,200 records] | | Magnetic Tape preparation time plus cost of run |
| Accounting and Budgeting Data | 2 | 1,2 | 2 | Details of all receivables and expenditures plus encumbrance data - includes tax and water revenues. Administration reports. | Toronto Finance Dept. Organization and Methods Division | Same as source | E | 2 | | [daily updates] | | |
| ACT - Actuarial | 1,2 | 1,2,3 | 2 | currently comprised of primitive mortality information on insured lives, annuitants & the general population taken from over 200 population tables | I.P. Sharp Associates Ltd., Toronto | same as source | E | 3 | 1950 to 1972 | 120 records as of Aug. 1977 [irregular updates] | | current Sharp APL Time-Sharing charges |

PUBLIC INFORMATION SERVICES INDUSTRY

| NAME | REF | FUNC-TIONS | DATA TYPE | DESCRIPTION OF KEY SERVICES | SOURCE | VENDOR | LANGUAGE | FOCUS | STARTING DATE | SIZE OF DATABASE (as of Jan. 80 unless indicated) | VOLUME/ACTIVITY | COSTS/REVENUES |
|---|-------|------------|-----------|--|---|-------------------------------------|----------|-------|---------------|--|-----------------|--|
| AIC - Agricultural Input Costs | 3 | 1,2,3 | 2 | stores and updates continuously the prices of agricultural input items (60) in 5 regions. | British Columbia Ministry of Agriculture Victoria, B.C. | I.P. Sharp Ass. Ltd. Toronto | E | 1,2 | 1978 (1979) | 8,000 records [annual growth 10,000 monthly updates] | | current I.P. Sharp pricing schedule |
| Agdata Agricultural Commodities Data Base | 1,2 3 | 1,2,3 | 2 | contains time series data, mainly of price and volume info., on a number of key agricultural commodities | Economic Serv's Div. Alberta Agriculture Edmonton | I.P. Sharp Associates Ltd., Ottawa | E | 2 | 1961 | 300 series [weekly updates] | | current Sharp APL Time-Sharing Charges |
| American English Vowels - Peterson and Barney study (U. of Alta.) | 1,2 | 1,2,3 | 2 | consists of new individual data reported in the Peterson & Barney study | H.E. Barney & G.E. Peterson | Univ. of Alberta, Edmonton | E | 3 | 1951 | | | no charge |
| Arterial Roadway Inventory File | 1 | 1,2,3 | 1 | contains a collection of information relating to arterial roadways | Systems Planning Section, City of Edmonton | City Hall Edmonton | E | 1 | Jan. 1971 | 2,550 records as of Dec./80 | | preparation time and cost of run. |
| Australian Bureau of Statistics - | 1 | 1,2,3 | 2 | a database of over 1500 financial and economic timeseries relating to Australia | Australian Bureau of Statistics | I.P. Sharp Associates Ltd., Toronto | E | 2 | 1953 | 1,500 records as of Feb./81 [quarterly updates] | | current Sharp APL Time-Sharing Costs |

PUBLIC INFORMATION SERVICES INDUSTRY

| NAME | REF | FUNCTIONS | DATA TYPE | DESCRIPTION OF KEY SERVICES | SOURCE | VENDOR | LANGUAGE | FOCUS | STARTING DATE | SIZE OF DATABASE (as of Jan. 80 unless indicated) | VOLUME/ACTIVITY | COSTS/REVENUES |
|--|-----|-----------|-----------|--|------------------------------------|--|----------|-------|-------------------|---|-----------------|---|
| Canadian Land Inventory | 1 | 1,2,3 | 2 | an online computer graphics system for displaying data from the Canada Land Inventory Database | Alberta Environment Edmonton | same as source | E | 3 | - | 368 maps (37 maps per subject area) | | \$50/hour |
| Canadian Economic Forecasts - National Forecasting Service | 1 | 1,2,3 | 2 | consists of time series containing forecasts of the Canadian economy | INFOR-METRICA Ltd Ottawa | I.P. Sharp Associates Ltd., Toronto | E | 2 | Jan. 1967 to 1977 | 2,500 records as of Aug. 77 [irregular updates] | | Current Sharp APL Time-Sharing |
| CANSIM Cross-Classification System | 1 | 1,2,3 | 2 | Cross-sectional data pertaining to social & welfare characteristics of the Canadian population | CANSIM Stats. Canada, Ottawa | same as source | E | 3 | | [yearly updates] | | Computer-related costs at Stats. Can. |
| CANSIM Cross-Classified System | 1,2 | 1,2,3 | 2 | Cross-sectional data pertaining to social & welfare characteristics of the Canadian population | CANSIM Stats. Canada, Ottawa | Datacrown Ltd., Ottawa | E | 3 | | [yearly updates] | | Computer related costs at Stats. Can. DataCrown |
| CANSIM Mainbase | 1,2 | 1,2,3 | 2 | Socio-economic time series relating to the internal activities and to the external trade of Canada | CANSIM Stats. Canada, Ottawa | Datacrown Ltd., Ottawa | E | 2,3 | 1914 | 260,000 records [daily updates] | | Computer related costs at Datacrown |

PUBLIC INFORMATION SERVICES INDUSTRY

| NAME | REF | FUNCTIONS | DATA TYPE | DESCRIPTION OF KEY SERVICES | SOURCE | VENDOR | LANGUAGE | FOCUS | STARTING DATE | SIZE OF DATABASE (as of Jan. 80 unless indicated) | VOLUME/ACTIVITY | COSTS/REVENUES |
|---|-----|-----------|-----------|--|--|---|----------|-------|-------------------|--|-----------------|--|
| CFIS - Canadian Fertilizer Information System | 3 | 1,2,3 | 2 | Fertilizer shipments - Canada, U.S. offshore | Canadian Fertilizer Institute, Ottawa | Same as source | E | 1,2 | 1975 (1973) | 100,000 records [annual growth 5,000, quarterly updates] | | variable |
| CANSIM Mainbase | 1,2 | 1,2,3 | 2 | Socio-economic time series relating to the internal activities and to the external trade of Canada | CANSIM Stats. Canada Ottawa | CANSIM Current Economic Analysis Division Stats. Canada | E | 2,3 | 1914 | - | | Computer-related costs at Stats. Canada |
| CANSIM Minibase | 1,2 | 1,2,3 | 2 | subset of CANSIM (as above) | CANSIM Current Economic Analysis Div., Stats. Canada | Datacrown Ltd., Ottawa | E | 2,3 | 1946 | 45,000 records as of Oct./79 [daily updates] | | Computer-related costs at Datacrown Ltd. |
| CANSIM Minibase | 1,2 | 1,2,3 | 2 | contains monthly, quarterly, & annual series of significant interest to economic researchers in Canada | CANSIM Stats. Canada, Ottawa | same as source | E | 2 | 1914 | 25,000 records as of Oct./79 [daily updates] | | Cost varies by distributor |
| CANSIM Minibase | 1,2 | 1,2,3 | 2 | subset of CANSIM, (as above) | CANSIM Stats. Canada, Ottawa | I.P. Sharp Associates Ltd., Toronto | E | 2,3 | Jan. 1946 to 1977 | 45,000 records as of Aug./79 [daily updates] | | Current Sharp APL Time-Sharing charges |

PUBLIC INFORMATION SERVICES INDUSTRY

| NAME | REF | FUNCTIONS | DATA TYPE | DESCRIPTION OF KEY SERVICES | SOURCE | VENDOR | LANGUAGE | FOCUS | STARTING DATE | SIZE OF DATABASE (as of Jan. 80 unless indicated) | VOLUME/ACTIVITY | COSTS/REVENUES |
|---|-----|-----------|-----------|---|---|-------------------------------------|----------|-------|----------------------|---|-----------------|---|
| Clinical Information on Hemophilia | 3 | 1,2,3 | 1,2 | Clinical information/treatment of hemophiliacs being served in Central and South-Western Ontario | Dr. Martin Inwood St. Joseph's Hospital London, England | Same as source | E | 4 | 1980 (1978) | 150 people [updated daily/weekly] | | determined by requirements |
| Chartered Banks & the Bank of Canada | 1 | 1,2,3 | 2 | 4 databases containing information on Canadian chartered banks & the Bank of Canada, including monthly assets & liabilities quarterly & yearly revenues & expenses: Bank of Canada weekly statistics etc. | Stats, Canada Ottawa | I.P. Sharp Associates Ltd., Toronto | E | 2 | 1967 to 1977 | 200,000 records as of Aug./77 [irregular updates] | | current Sharp APL Time-Sharing charges |
| Citibase | 1 | 1,2,3 | 2 | contains some 4000 montly, quarterly, & yearly time-series on a national level - economic data | - | Datacrown Inc., Ottawa | E | 2 | 1940 | 4,000 records as of Nov/79 [mthly updates] | | computer-related costs at Datacrown |
| Citizen Participation in Non-Work Time Activities | 1 | 1,2,3 | 1,2 | questionnaire survey dealing with LIP projects, community facilities, and problems related to non-worktime activity (a data file?) | Citizen-ship Br. Sec. of State | Datacrown Ltd., Ottawa | E | 3 | Jan.1972 to Dec.1972 | 8,688 records as of 1973 | | computer costs plus cost for tapes and document'n |

PUBLIC INFORMATION SERVICES INDUSTRY

| NAME | REF | FUNCTIONS | DATA TYPE | DESCRIPTION OF KEY SERVICES | SOURCE | VENDOR | LANGUAGE | FOCUS | STARTING DATE | SIZE OF DATABASE (as of Jan. 80 unless indicated) | VOLUME/ACTIVITY | COSTS/REVENUES |
|--|-----|-----------|-----------|--|--|-------------------------------------|----------|--------|-------------------|--|-----------------|--|
| Civil Aeronautics Board Aviation | 1 | 1,2,3 | 1,2 | consists of extensive data on commercial air carriers U.S. and Canadian | Civil Aeronautics Board, Wash., DC | I.P. Sharp Associates Ltd., Toronto | E | 2 | | 375,000,000 bytes as of Aug./77 | | Current Sharp APL Time-Sharing charges. |
| Clinic Client Survey - (City of Edmonton) | 1 | 1,2,3 | 2 | data from survey of randomly selected clients of urban regional public health clinics (a data file?) | P. Craig City of Edmonton Health Dept. | Unviersity of Alberta, Edmonton | E | 3,5 | July to Aug. 1976 | 690 records as of Aug./76 | | reimbursement of cost of transferring information |
| COAL DATA - Coal Analysis (U. of A.) | 1 | 1,2,3 | 2 | a numerical databank of analyses on Alberta coals | Coal Tech. Info. Centre Alberta Research Council | Unviersity of Alberta, Edmonton | E | 1 | - | [irregular updates] | | current charging schedule |
| Commodities | 1 | 1,2,3 | 2 | current & historical price & volume stats. for all commodities traded on the London futures market | Euro-commodities Chart Services Ltd. England | I.P. Sharp Associates Ltd., Toronto | E | 2 | - | 5,000 series (17 megabytes) as of Dec./79 [daily updates] | | subscription free to Euro-charts & current Sharp APL Time-Sharing charge |
| Crime Prevention Through Mass Media: An Evaluation | 1 | 1,2,3 | 1,2 | evaluates the effects of a mass media crime prevention campaign (a data file?) | Dept. of Sociology U. of Alta. Edmonton | University of Alberta, Edmonton | E | 3, (5) | - | 1,031 records from Feb.-Mar./78; 1,288 records from Jan.-Feb./79 | | - |

PUBLIC INFORMATION SERVICES INDUSTRY

| NAME | REF | FUNCT- IONS | DATA TYPE | DESCRIPTION OF KEY SERVICES | SOURCE | VENDOR | LANGUAGE | FOCUS | STARTING DATE | SIZE OF DATABASE (as of Jan. 80 unless indicated) | VOLUME/ACTIVITY | COSTS/REVENUES |
|---|-----|----------------|--------------|---|--|--|----------|-------|--------------------------|--|-----------------|--|
| Cross-National Time Series Data Archive - U. of A. | 1 | 1,2,3 | 1,2 | machine readable format of the Statesmens Yearbook & other sources containing aggregate data (intern'l) (a data file?) | Center for Comparative Political Research, State U. of N.Y. | Univ. of Alberta, Edmonton | E | 3 | 1815 to 1973 | | | |
| Currency Exchange (Cdn. General Electric) | 1 | 1,2,3 | 2 | opening N.Y. market currency rates for the past 90 days (working) for 17 leading countries; closing and period average rates for past 120 months and 25 years | Canadian General Electric | - | E | 2 | 1949 to 1977 | [daily updates] | | regular Mark III Service charges |
| Currency Exchange | 1 | 1,2,3 | 2 | Toronto data as supplied by Bank of Nova Scotia; N.Y. data supplied by the federal Reserve Bank of New York | see description | I.P. Sharp Associates Ltd., Toronto | E | 2 | 1971 to 1977 | 95 records as of Aug./77 [daily & weekly updates] | | Current Sharp APL Time- Sharing Charges |
| Dunskey | 1 | 1,2,3 | 1,2 | info. on some 480,000 individual businesses in Canada | Dun & Bradstreet Canada Ltd. | Datacrown Ltd., Ottawa | E | 2 | 1973 | 480,000 [twice mthly updates] | | Computer related costs at Datacrown |
| Edmonton Area Study 1977 - U. of A. | 1,2 | 1,2,3 | 1,2 | assess general quality of family and personal life in Edmonton area. (a data file?) | L.W. Kennedy & H.C. Northcott | Univ. of Alberta, Edmonton | E | 3 | Feb. to March 1977 | 341 records [bimonthly updates] | | - |

PUBLIC INFORMATION SERVICES INDUSTRY

| NAME | REF | FUNCTIONS | DATA TYPE | DESCRIPTION OF KEY SERVICES | SOURCE | VENDOR | LANGUAGE | FOCUS | STARTING DATE | SIZE OF DATABASE (as of Jan. 80 unless indicated) | VOLUME/ACTIVITY | COSTS/REVENUES |
|----------------------------------|-----|-----------|-----------|---|--|-----------------------------|----------|--------|--------------------|---|-----------------|----------------------------------|
| Edmonton Area Study 1978 | 1 | 1,2,3 | 1,2 | assess general quality of family and personal life in Edmonton area (a data file?) | Population Research Lab.;Dept. of Sociol. U. of A. | Univ. of Manitoba, Edmonton | E | 3 | Feb. to March 1978 | 452 records as of Feb./79 | | - |
| Edmonton Area Study 1979 | 1 | 1,2,3 | 1,2 | assess general quality of family and personal life in Edmonton area. (a data file?) | Population Research Lab.;Dept. of Sociol. U. of A. | Univ. of Alberta, Edmonton | E | 3 | Feb. to March 1979 | 440 records as of Dec./79 updates] | | - |
| Edmonton Area Study 1980 | 1 | 1,2,3 | 1,2 | assess general quality of family and personal life in Edmonton area (searchible on-line) | Population Research Lab.;Dept. of Sociol. U. of A. | Univ. of Alberta, Edmonton | E | 3 | Feb. to March 1980 | 428 records as of Sept./80 | | U. of A. computer centre charges |
| Electricity Consumption Analysis | 1 | 1,2,3 | 2 | mtly data on electricity sales to 5 consuming sectors by 63 privately owned U.S. utilities - also, data on weather & econ. factors affecting electricity consumption in each of these utilities service areas | General Electric Mark III Service | same as source | E | 2, (5) | Jan. 1971 to 1977 | 1,953 records as of Jan./71 [mtly updates] | | regular Mark III System charges |

PUBLIC INFORMATION SERVICES INDUSTRY

| NAME | REF | FUNCTIONS | DATA TYPE | DESCRIPTION OF KEY SERVICES | SOURCE | VENDOR | LANGUAGE | FOCUS | STARTING DATE | SIZE OF DATABASE (as of Jan. 80 unless indicated) | VOLUME/ACTIVITY | COSTS/REVENUES |
|---|-----|-----------|-----------|--|---|--|----------|-------|---------------|--|-----------------|---|
| ER586 Service Segment Database | 1 | 1,2,3 | 2 | detailed monthly activity across each of the flight segments flown by the certificated U.S. Air route carriers | U.S. Civil Aeronautics Board | I.P. Sharp Associates Ltd., Toronto | E | ? | 1973 | [updated every four months] | | current Sharp APL Time-Sharing costs |
| Federal Trade Commission & Security Exchange | 1 | 1,2,3 | 2 | FTC-SEC quarterly financial estimates represent the aggregates of all enterprises (manufacturers) who file U.S. Corp Income Tax form 1,120 | General Electric Mark III Service | Same as source | E | 2 | 1947 to 1977 | 496 records as of 1976 [quarterly updates] | | normal Mark III Service charges |
| FACT - Facility for the Analysis of Chemical Thermodynamics | 3 | 1,2,3 | 2 | Chemical thermodynamics with emphasis on inorganic compounds | Thermfatt Ltée Montreal | Same as source via McGill Univ. Computing Centre | E | 1 | 1978 (1977) | 1,905 records [annual growth 300 records, annual update] | | 75% of McGill CPU surcharge for industrial users and 25% for non-profit users |
| Financial Post - Stock Prices | 1,2 | 1,2,3 | 2 | contains stock prices from the Cdn., American and N.Y. stock exchanges | Financial Post Computer Services, Toronto | I.P. Sharp Associates, Ltd., Toronto | E | 2 | Sept. 1970 | [daily updates] | | current Sharp APL Time-Sharing Charges |

PUBLIC INFORMATION SERVICES INDUSTRY

| NAME | REF | FUNCTIONS | DATA TYPE | DESCRIPTION OF KEY SERVICES | SOURCE | VENDOR | LANGUAGE | FOCUS | STARTING DATE | SIZE OF DATABASE (as of Jan. 80 unless indicated) | VOLUME/ACTIVITY | COSTS/REVENUES |
|--------------------------------|-----|-----------|-----------|---|---|--------------------------------------|----------|-------|----------------|---|-----------------|---|
| Financial Post - Fundamental | 1,2 | 1,2,3 | 1,2 | current and historical balance sheets & income account info. on Cdn. & American companies | Financial Post Computer Services, Toronto | I.P. Sharp Associates, Ltd., Toronto | E | 2 | 1959 | [daily updates] | | access fee to Fin. Post (\$300/month) plus current Sharp APL Time-Sharing charges |
| Forest Inventory | 3 | 1,2,3 | 1,2 | forest resources inventory including forest stand attributes, growth, analysis | Forestry Branch Sask. Dept. of Tourism and Renewable Resources Prince Albert, Sask. | Northern Systems Centre Sask. | E | 1,2 | 1950 | [annual growth, 10%] | | varies |
| General Plan Review (U. of A.) | 3 | 1,2,3 | 1 | interviews w/residents of 2 Edmonton region towns to ascertain concerns, use & satisfaction w/town services, planning & growth (a data file?) | Edmonton Regional Planning Commission | - | E | 3 | Oct.-Nov. 1979 | 700 records of Dec./79 [irregular updates] | | current charging schedule |

PUBLIC INFORMATION SERVICES INDUSTRY

| NAME | REF | FUNCTIONS | DATA TYPE | DESCRIPTION OF KEY SERVICES | SOURCE | VENDOR | LANGUAGE | FOCUS | STARTING DATE | SIZE OF DATABASE (as of Jan. 80 unless indicated) | VOLUME/ACTIVITY | COSTS/REVENUES |
|---|-----|-----------|-----------|---|---|--------------------------------------|----------|-------|------------------------|---|-----------------|--------------------------------------|
| Growth of Alberta Family Study | 1 | 1,2,3 | 1 | to examine what people know believe, & do with regard to fertility, to measure effect of future family planning programs (a data file?) | P. Krishnan & K. Krotki | Univ. of Alberta, Edmonton | E | 3 | Nov. 1973 to Feb. 1974 | 1,045 records as of Feb./79 | | |
| Imports | 1 | 1,2,3 | 1 | data on every shipment of crude oil or petroleum products into the U.S.A. as published by source | American Petroleum Institute | I.P. Sharp Associates, Ltd., Toronto | E | 2 | Jan. 1977 | [mthly updates] | | current Sharp APL Time-sharing costs |
| Inflorematique | 3 | 1,2,3 | 1,2 | vegetation and ecology of region of Richelieu | Departement des sciences biologiques, U.Q.A.M. | Same as source | F | 1,3 | 1975 | 6,000 records [annual growth, 2,000] | | Free |
| Info-Estrie | 3 | 1,2,3 | | economic and regional development (based to a large part on StatsCan data) | Centre de recherche en aménagement régional Univ. de Sherbrooke, P.Q. | Same as source | F | | 1970 | 30 records | | \$5/record and analysis |
| International Civil Aviation Organization | 1 | 1,2,3 | 1 | traffic statistics for over 600 airlines & over 300 airports, worldwide | Int'l Civil Aviation Organization Montreal | I.P. Sharp Associates, Ltd., Toronto | E | ? | 1973 | [annual updates] | | current Sharp APL Time-sharing costs |

PUBLIC INFORMATION SERVICES INDUSTRY

| NAME | REF | FUNCTIONS | DATA TYPE | DESCRIPTION OF KEY SERVICES | SOURCE | VENDOR | LANGUAGE | FOCUS | STARTING DATE | SIZE OF DATABASE (as of Jan. 80 unless indicated) | VOLUME/ACTIVITY | COSTS/REVENUES |
|--|-----|-----------|-----------|--|---|--------------------------------------|----------|-------|---------------|---|-----------------|--------------------------------------|
| IMF - International Monetary Fund | 1 | 1,2,3 | 1 | international financial statistics from approx. 215 countries | Int'l Monetary Fund, U.S. | I.P. Sharp Associates, Ltd., Toronto | E | 2 | 1948 to 1977 | 20,000 records as of Aug./77 | | current Sharp APL Time-sharing costs |
| IRATE - Enrocurrency Intelsat Rates | 2 | 1,2,3 | 2 | Time series of daily interest rates of international financial transactions made through Eurobanks in London. Data obtained from Financial Times (London). | I.P. Sharpe | I.P. Sharpe | E | 2 | 1980 | [daily updates] | | |
| LANDUP - Alberta Land Use Planning Bank | 3 | 1,2,3 | 1,2 | Canada land inventory capability data for agriculture, forestry, recreation waterfowl and angulates. Also some farmland assessment data for selected areas in Alberta. Covers same range as CLI (Canada Land Inventory). Farmland assessment varies. | Central Services Branch Municipal Affairs, Edmonton | Same as source | E | 1,2 | 1972 | 6,500,000 [annual growth 120,000, updated twice yearly] | | |
| Learning of English Inflections - U. of A. | 1,2 | 1,2,3 | 1 | cross-sectional study of 112 children intended to identify patterns in the learning of English inflexions (a data file?) | Dr. B.L. Derwing & Dr. W.J. Baker | Univ. of Alberta, Edmonton | E | 3 | 1974 to 1975 | 3,000 records as of 1975 | | no charge |

PUBLIC INFORMATION SERVICES INDUSTRY

| NAME | REF | FUNCTIONS | DATA TYPE | DESCRIPTION OF KEY SERVICES | SOURCE | VENDOR | LANGUAGE | FOCUS | STARTING DATE | SIZE OF DATABASE (as of Jan. 80 unless indicated) | VOLUME/ACTIVITY | COSTS/REVENUES |
|---|-----|-----------|-----------|---|--|-------------------|----------|-------|------------------|--|-----------------|---|
| Metal Data File | 1 | 1,2,3 | 1 | basic crystallographic data for metal and intermetallic phases (mixed numeric and bibliographic) | Dr. D.L. Calvert, N.R.C., Ottawa | Same as source | E | 1 | 1913 to 1979 | 4,500 records as of June/80 [yearly updates of 250-300 by batch model] | | charges in certain situation |
| National Bureau of Economic Research Time Series | 1 | 1,2,3 | 1 | a collection of economic & business related stats. from a variety of sources, on income, sales, production, inventories, employment, etc. | National Bureau of Economic Research, U.S. | Canadian Electric | E | 2 | 1947 to 1977 | 3,000 records as of 1977 | | regular Mark III service charges |
| NATES - National Analysis of Trends in Emergencies System | 3 | 1,2,3 | | National inventory of accidents involving spills of a hazardous materials | National Environmental Emergency Centre Environment Canada | I.P.Sharp | E, F | | 1974 | 9,000 records [updated when new info. available] | | current I.P. Sharp charges |
| DRI Capsule National Bureau of Economic Research | 1 | 1,2,3 | 1 | mtly., quarterly, & yearly time series of information relating to the U.S. economy | National Bureau of Economic Research, N.Y. | I.P. Sharp | E | 2 | Jan.1950 to 1977 | 3,000 records as of Aug./77 [mtly updates] | | \$100 initiat'n fee & \$65/mth accessing charge in addition to current Sharp APL time-sharing charges |

PUBLIC INFORMATION SERVICES INDUSTRY

| NAME | REF | FUNCTIONS | DATA TYPE | DESCRIPTION OF KEY SERVICES | SOURCE | VENDOR | LANGUAGE | FOCUS | STARTING DATE | SIZE OF DATABASE (as of Jan. 80 unless indicated) | VOLUME/ACTIVITY | COSTS/REVENUES |
|--|-----|-----------|-----------|---|--|--|----------|-------|---------------|--|-----------------|---------------------------------------|
| NABD - (National Data Bank) | 2 | 1,2,3 | 2 | Data on newspaper readership collected by telephone interviews and demographic info. on each respondent. Data currently available for much of Ontario and Winnipeg, eventually to be conducted throughout Canada. | Newspaper Marketing Bureau and Southam Newspapers | Interactive Market Systems TELMAR MEDIA SYSTEMS LTD. | E | 5 | | | | |
| National Planning Assn. Economic Data | 1 | 1,2,3 | 1 | yearly timeseries of economic data for U.S. economy | National Planning Assoc'n | I.P. Sharp Associates, Ltd., Toronto | E | 2 | 1967 | 180,000 records as of Feb./81 [annual updates] | | same as above |
| (NAQUADAT) National Water Quality Data | 1 | 1,2,3 | 1 | info. relating to chemical, physical & biological analysis of surface and ground water | Water Quality Br, Inland Waters Directorate Ottawa | same as source | E | 1 | 1960 | [batch updated every 2 months] | | cost recovery basis for outside users |
| Nepean Township Test Area | 3 | 1,2,3 | 2 | land information necessary to derive qualitative and quantitative erosional characteristics | Collins & Moon Ltd. Guelph | same as source | E | 1,2 | 1979 (1976) | 500,000 records | | ? |
| National Registry of Hemophiliacs | 3 | 1,2,3 | 1,2 | Basic data on type of hemophilia, place and type of care | Canadian Hemophilia Society Hamilton | same as source | E | 4 | 1977 | 2,000 persons [annual growth, 6%-10%; quarterly updates] | | determined by nature of query |

PUBLIC INFORMATION SERVICES INDUSTRY

| NAME | REF | FUNCTIONS | DATA TYPE | DESCRIPTION OF KEY SERVICES | SOURCE | VENDOR | LANGUAGE | FOCUS | STARTING DATE | SIZE OF DATABASE (as of Jan. 80 unless indicated) | VOLUME/ACTIVITY | COSTS/REVENUES |
|---------------------------------|-----|-----------|-----------|---|--|--------------------------------------|----------|-------|----------------|---|-----------------|---|
| NEWSCOST | 2 | 1,2,3 | 2 | A newspaper advertising estimating system designed to aid advertisers in estimating costs and likely effectiveness of advertising in Canadian daily newspapers. Includes line rates, volume discounts, colour charges, populations for city, and circulation by city. | Canadian Daily Newspaper Publisher's Association | Telmar Media Systems Inc. | E | 2,5 | | [updated periodically] | | |
| Official Airline Guide Database | 1 | 1,2,3 | 1 | summary of mthly schedules of all direct flights throughout the world | Official Airline Guide, Inc. U.S.A. | I.P. Sharp Associates, Inc., Toronto | E | 5(?) | Sept. 1978 | 300,000 records as of Nov./78 [mthly updates] | | surcharge to Off. Airline Guides plus current Sharp APL Time-sharing charge |
| Original and Destination | 1 | 1,2,3 | 1 | continuous survey performed by the CAB of the itineraries of 10% of all passengers travelling on U.S. Certified Carriers | U.S. Civil Aeronautics Board | I.P. Sharp Associates, Ltd., Toronto | E | 5(?) | 1973 | [quarterly updates] | | current Sharp APL Time-sharing charges |
| Outdoor Recreation in The Yukon | 1,2 | 1,2,3 | 2 | data on outdoor recreation activity patterns of persons living in the Yukon (a data file?) | T.L. Burton Dept. of Rec. Admin. U. of A. | Dept. of Sociology, U. of A. | E | 3 | April-May 1977 | 811 records as of Oct./78 | | - |

PUBLIC INFORMATION SERVICES INDUSTRY

| NAME | REF | FUNCTIONS | DATA TYPE | DESCRIPTION OF KEY SERVICES | SOURCE | VENDOR | LANGUAGE | FOCUS | STARTING DATE | SIZE OF DATABASE (as of Jan. 80 unless indicated) | VOLUME/ACTIVITY | COSTS/REVENUES |
|---|-----|-----------|-----------|---|---|--------------------------------------|----------|-------|---------------|---|-----------------|--|
| Personnel and manning file | 2 | 1,2 | 2 | salaries, deductions, employee skills, total staffing for all civic departments. Management, public administration. Administrative reports, surveys | Toronto Finance Dept. of Organizations and Methods Division | Same as source | E | 2 | | | | |
| Petroleum Data System | 1 | 1,2,3 | 2 | extensive info. on petroleum around the world - by reservoirs | Univ. of Okla. | <i>Gen. General Electric</i> | E | 1 | - | - | | regular Mark III service charges |
| Petroseries | 1 | 1,2,3 | 2 | time series data on production, stocks, imports supply & demand of crude oil & petroleum products in the U.S. | American Petroleum Institute & the U.S. Dept. of Energy | I.P. Sharp Associates, Ltd., Toronto | E | 1 | 1972 | 5 Megabytes as of Dec.31/79 [weekly updates] | | current Sharp APL Time-sharing charges |
| Physical Property Data System | 1 | 1,2,3 | 2 | program for the determination of the physical properties of single component or multi-component streams | Institute of Chemical Engineering England | Canadian General Electric | E | 1 | | 500 records as of 1976 | | regular Mark III service charges |
| PSSDB - Power System Simulation Data Base | 3 | 1,2,3 | 2 | data used to perform load flow and dynamic simulation studies | Manitoba Hydro Winnipeg | Same as source | E | 1 | 1979 (1968) | 400 Megabytes | | ? |

PUBLIC INFORMATION SERVICES INDUSTRY

| NAME | REF | FUNCTIONS | DATA TYPE | DESCRIPTION OF KEY SERVICES | SOURCE | VENDOR | LANGUAGE | FOCUS | STARTING DATE | SIZE OF DATABASE (as of Jan. 80 unless indicated) | VOLUME/ACTIVITY | COSTS/REVENUES |
|---|-----|-----------|-----------|---|---|---|----------|-------|-------------------|---|-----------------|-------------------------------------|
| CDS - Producer's Consensus costs of Production Data | 3 | 1,2,3 | 2 | Contains costs of producing agricultural commodities in B.C. | B.C. Ministry of Agriculture, Victoria, B.C. | Same as source via B.C. Systems Corporation, Victoria | E | 1,2 | 1976 | 50 commodities | | current B.C. systems price schedule |
| Roadways Maintenance Inventory File | 1 | 1,2,3 | 1,2 | a collection of information relating to existing roadways in the City of Edmonton | Engineering Dept., Corporate Systems Section, Edmonton | | E | 1 | Jan. 1975 to 1977 | 1,500 records as of Mar./80 [yearly updates] | | preparation time and cost of run |
| Securities | 1 | 1,2,3 | 1 | Daily, weekly, monthly, & selected historical earnings for longer periods for most U.S. & Canadian Issues | Canadian General Electric | same as source | E | 2 | Jan. 1975 to 1977 | 40,000 records as of Aug./77 | | 5¢/issue retrieved +\$17/hr. |
| SPIR - Search Program for Infrared Spectra | 3 | 1,2,3 | 2 | Catalogue of infrared spectra | American Society for Testing and Materials Philadelphia | C.I.S.T.I. | E,F | 1 | up to 1972 | 140,000 records [data base is static] | | under revision |
| SECURITIES - (Formerly Financial Post Data-bank) | 2 | 1,2,3 | 2 | Stock exchange data from all Canadian, New York, and American exchanges. Daily volume, high low, closing price data, etc. | Financial Post, Investment Databank | I.P. Sharp Associates | E | 2 | | [daily update] | | |

PUBLIC INFORMATION SERVICES INDUSTRY

| NAME | REF | FUNCTIONS | DATA TYPE | DESCRIPTION OF KEY SERVICES | SOURCE | VENDOR | LANGUAGE | FOCUS | STARTING DATE | SIZE OF DATABASE (as of Jan. 80 unless indicated) | VOLUME/ACTIVITY | COSTS/REVENUES |
|--|-----|-----------|-----------|---|--|---------------------------|----------|-------|---------------|---|-----------------|-------------------------------------|
| Solids Transport for Mobile Boundary Channels - U. of A. | 1 | 1,2,3 | 1 | data related to transportation in flumes, canals and rivers. Prepared in cooperation with Environment Canada (a data file?) | R.F. Howells A.W. Peterson, Canada | University of Alberta | E | | 1900 to 1972 | - | | \$200 for complete data set on tape |
| Standard Industrial Classification | 1 | 1,2,3 | 1 | time series covering value, shipments, capital expenditures, value added, cost of materials, # of employees, # of production workers, payroll, wages, manhours & year end inventories | U.S. Dept. of Commerce Social and Economic Stats. Div. | Canadian General Electric | E | 2 | 1958 to 1976 | 5,260 records | | regular Mark III service charges |
| Streets Inventory | 2 | 1,2,3 | 2 | Field observations, surveys (Toronto Public Works Dept.). Data on street, pavement, curb conditions, data on sewers and water mains, traffic volume, lanes, etc. | Toronto Finance Dept., Organization and Methods Division | Same as source | E | 1 | | | | |
| Study of Human Adjustment in Fort McMurray | 1 | 1,2,3 | 1 | examination of the impact of rapid industrialization in a rural area (a data file?) | Alberta Oil Sands Environmental Research Program | same as source | E | 3 | May-June 1979 | 430 records as of Dec./79 [irregular updates] | | current charging schedule |

PUBLIC INFORMATION SERVICES INDUSTRY

| NAME | REF | FUNCTIONS | DATA TYPE | DESCRIPTION OF KEY SERVICES | SOURCE | VENDOR | LANGUAGE | FOCUS | STARTING DATE | SIZE OF DATABASE (as of Jan. 80 unless indicated) | VOLUME/ACTIVITY | COSTS/REVENUES |
|----------------------------|-----|-----------|-----------|---|--|----------------|----------|-------|---------------|---|-----------------|---|
| Surface Water Data | 1,2 | 1,2,3 | 1 | over 80,000 station-years of daily discharges, water levels & sediment data by 7 Regional offices across Canada | Environment Canada, Ottawa | same as source | E | 1 | 1908 to 1979 | [annual updates] | | mostly off-line Tapes to be supplied by requestor |
| Traffic Volume Count File | 1 | 1,2,3 | 2 | data on traffic flow at selected locations (a data file?) | Transport Systems Design Dept. Systems Planning Section City of Edmonton | same as source | E | 2 | Jan. 1972 | 2,000 records as of Dec./79 [yearly updates] | | preparation time and cost of run |
| Transit Inventory File | 1 | 1,2,3 | 2 | boarding and alighting transit surveys (a data file?) | Systems Planning Section, City of Edmonton | same as source | E | 1,2,3 | Jan. 1974 | 27,000 records as of Dec./79 [irregular updates] | | preparation time and cost of run |
| Transit Station Count File | 1 | 1,2,3 | 2 | contains transit station count information (a data file?) | Systems Planning Section, Edmonton | - | E | 1,2,3 | Jan. 1974 | 10,000 records as of Dec./79 [twice yearly updates] | | preparation time and cost of run |

PUBLIC INFORMATION SERVICES INDUSTRY

| NAME | REF | FUNCTIONS | DATA TYPE | DESCRIPTION OF KEY SERVICES | SOURCE | VENDOR | LANGUAGE | FOCUS | STARTING DATE | SIZE OF DATABASE (as of Jan. 80 unless indicated) | VOLUME/ACTIVITY | COSTS/REVENUES |
|---|------|-----------|-----------|---|--|-------------------------------------|----------|-------|-------------------|---|-----------------|--|
| Transportation Maintenance Auxiliary Inventory File | 1, 2 | 1, 2, 3 | 2 | information relating to auxiliary structure such as walkways, retaining walls, steps, guard rails, utility lot walks, etc. (a data file?) | Engineering Dept., Corporate Systems Section, Edmonton | - | E | 1 | Jan. 1975 to 1977 | 1,200 records as of Mar./80 [yearly updates] | | preparation time and cost of run |
| TSE Indexhist (TSE 300) | 2 | 1, 2, 3 | 2 | Trading indexes data for 62 major and minor indexes traded on the Toronto Stock Exchange, as well as the "TSE 300" composite index. | Toronto Stock Exchange | I.P. Sharp Associates | E | 2 | | [daily updates] | | |
| T6 Air Charter | 1 | 1, 2, 3 | 2 | details on all charter flights that fly within the United States, or in/out of the United States | National Archive & Record Services, Wash., DC | I.P. Sharp Associates Ltd., Toronto | E | 5 | June 1976 | 45 Megabytes as of Dec./79 [mthly updates] | | current Sharp APL Time-Sharing charges |
| U.K. Central Stat. Office Macro-Economic Databank | 1 | 1, 2, 3 | 2 | time series of a variety of economic and statistical areas in the United Kingdom | United Kingdom Civil Service | I.P. Sharp Associates Ltd., Toronto | E | 2 | 1948 | 2,000 series [mthly updates] | | current Sharp APL Time-Sharing Charges |
| U.S. Consumer Price Index | 1 | 1, 2, 3 | 2 | contains series relating to the cost of living in the U.S. | - | I.P. Sharp Associates Ltd., Toronto | E | 5 | 1935 | 8,000 records as of Feb./81 | | current Sharp APL Time-Sharing Charges |

PUBLIC INFORMATION SERVICES INDUSTRY

| NAME | REF | FUNCTIONS | DATA TYPE | DESCRIPTION OF KEY SERVICES | SOURCE | VENDOR | LANGUAGE | FOCUS | STARTING DATE | SIZE OF DATABASE (as of Jan. 80 unless indicated) | VOLUME/ACTIVITY | COSTS/REVENUES |
|--|-----|-----------|-----------|--|--|---------------------------|----------|-------|------------------|---|-----------------|----------------------------------|
| United States Regional Data Bank | 1 | 1,2,3 | 2 | time series covering economic factors for the 50 states, territorial U.S., and the nine census regions | U.S. Dept. of Commerce Edison Electrical Institute | Canadian General Electric | E | 2 | 1947 to 1977 | [yearly updates] | | regular Mark III Service charges |
| Women and Physical Recreation: A Causal Analysis | 1,2 | 1,2,3 | 2 | study of active sports participation among 1200 British and Canadian women (a data file?) | Dr. M.A. Hall Univ. of Alberta, Edmonton | | E | 3 | 1972 to 1973 | | | no charge |
| WATENIS - Water Effluent National Information Inventory System | 3 | 1,2,3 | 1,2 | Water effluent information in municipal and industrial sectors | Water Pollution Control Directorate Environment Canada | Same as source | E | 1 | 1976 | 3,000 municipalities and 500 industrial plants | | users pay amputing costs |
| WATGAIS - Waterloo Geotechnical Automated Information System | 3 | 1,2,3 | 1,2 | Borehole data for the Regional Municipality of Waterloo | Department of Civil Engineering Waterloo, Ontario | Same as source | E | 1 | 1977 (1940-1977) | 11,000 records | | \$1.25/unit used on VM/CMS |

PUBLIC INFORMATION SERVICES INDUSTRY

STATISTICAL

| NAME | REF | FUNCTIONS | DATA TYPE | DESCRIPTION OF KEY SERVICES | SOURCE | VENDOR | LANGUAGE | FOCUS | STARTING DATE | SIZE OF DATABASE (as of Jan. 80 unless indicated) | VOLUME/ACTIVITY | COSTS/REVENUES |
|---|-----|-----------|-----------|---|------------------------------|----------------------------|----------|-------|---------------|---|-----------------|---|
| 1961, '66, '71, and '76 Census of Canada Summary Tapes - U. of A. | 1,2 | 1,2,3 | 2 | Cdn population data from the last 4 census - 1961, '66, '71 and '76 (data files) | Stats. Canada | Univ. of Alberta, Edmonton | E | 3 | June 1, 1976 | | | \$25 basic charge plus programming & computer costs |
| 1971 Census Place of Work- Univ. of Alberta | 1,2 | 1,2,3 | 2 | 1971 Canada Census data re: place of work (a data file) | Stats. Canada | Univ. of Alberta, Edmonton | E | 3 | June 1, 1971 | 140,725 records as of June 1977 | | \$25 basic charge plus programming & computer costs |
| 1971 Census of Canada - Public Use Sample | 1,2 | 1,2,3 | 2 | data for all provinces except P.E.I. & Territories Data for only 1 in 100 persons (a data file) | Stats. Canada | Univ. of Alberta, Edmonton | E | 3 | June 1, 1971 | | | charge plus programming & computer costs |
| 1971 Census of Canada - Enumeration Area Data Series | 1,2 | 1,2,3 | 2 | 965 demographic, housing, family, ethnic, migration, and economic variables from 8,250 enumeration areas in the Prairie Provinces (a data file) | Geology Dept., U. of Calgary | same as source | E | 3 | April, 1971 | | | charges at U. of Calgary Computing Centre |
| 1971 Census of Canada, Place of Work, Census Tract, Montreal | 1,2 | 1,2,3 | 2 | place of work for persons resident in Montreal | Stats. Canada, Ottawa | Univ. of Alberta, Edmonton | E | 3 | June 1971 | 362,665 records as of June/77 | | \$25 basic charge plus programming and computer costs |

PUBLIC INFORMATION SERVICES INDUSTRY

STATISTICAL

| NAME | REF | FUNCTIONS | DATA TYPE | DESCRIPTION OF KEY SERVICES | SOURCE | VENDOR | LANGUAGE | FOCUS | STARTING DATE | SIZE OF DATABASE (as of Jan. 80 unless indicated) | VOLUME/ACTIVITY | COSTS/REVENUES |
|---|-----|-----------|-----------|---|-----------------------|--------------------------------|----------|-------|---------------|---|-----------------|---|
| 1971 Census of Canada, Place of Work, Census Tract, Toronto | 1,2 | 1,2,3 | 2 | cross-sectional info. on housing, family, household and population to census tract level, for Toronto metropolitan area (a data file) | Stats. Canada, Ottawa | I.P. Sharp Ass., Ltd., Toronto | E | 3 | June 1971 | 362,665 records as of June/77 | | current Sharp APL Time-Sharing rates plus small amount charges for offline data |
| 1971 Census of Canada, Place of Work, Census Tract, Toronto | 1,2 | 1,2,3 | 2 | place of work for persons resident in the City of Toronto | Stats. Canada, Ottawa | Univ. of Alberta, Edmonton | E | 3 | June 1971 | 362,665 records as of June/77 217,533 | | \$25 basic charge plus programming and computer costs |

PUBLIC INFORMATION SERVICES INDUSTRY

[illegible]

82648

P
91
C655
K58
1981
App. 7

DATE DUE
DATE DE RETOUR[illegible]

LOWE-MARTIN No. 1137

