




Innovation, Science and
Economic Development Canada

Office of the Superintendent
of Bankruptcy Canada

Innovation, Sciences et
Développement économique Canada

Bureau du surintendant
des faillites Canada



2020

CCAA Statistics in Canada

Second Quarter of 2020

Sections

Highlights	3
Table 1: Total CCAA Proceedings—Domestic.....	6
Table 2: Total CCAA Proceedings Filed by Province.....	7
Table 3: CCAA Proceedings Filed by NAICS Economic Sector, Canada.....	8

Definitions

CCAA: The *Companies' Creditors Arrangement Act* (CCAA) is a federal law allowing insolvent corporations that owe their creditors in excess of \$5 million to restructure their business and financial affairs. CCAA proceedings are carried out under supervision of the courts.

North American Industry Classification System (NAICS): The NAICS is an industry classification system that classifies economic units that have similar production processes in the same industry. This is a supply-based or production-oriented economic concept.

Highlights

Twenty-seven *Companies' Creditors Arrangement Act* (CCAA) proceedings were filed with the OSB in the second quarter of 2020. Please refer to the [CCAA Records List](#) for additional details regarding each filing.

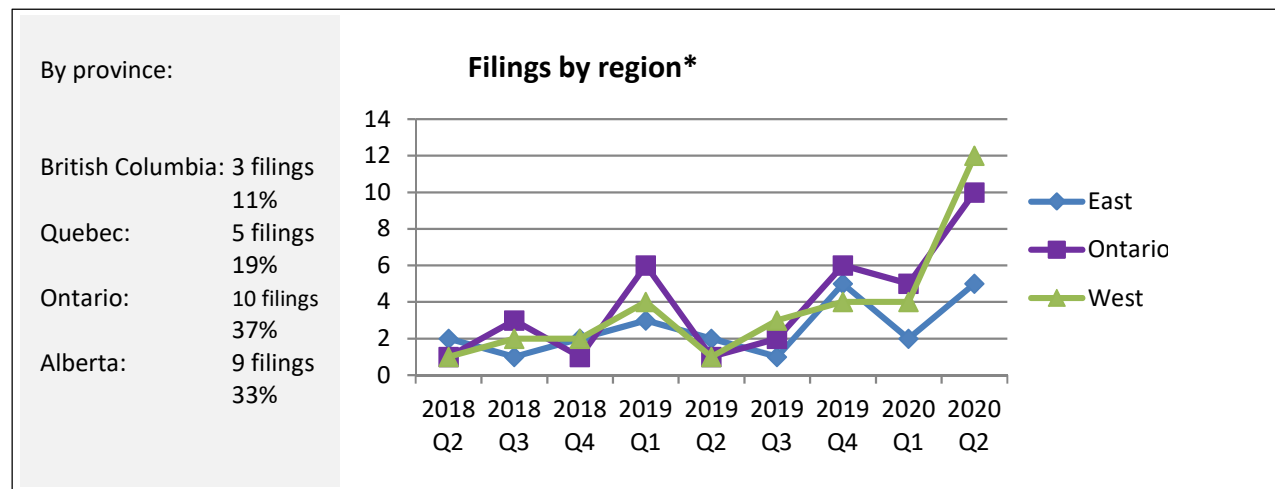
Company Name	Province	Sector	Monitor	Liabilities (in millions)
Cirque Du Soleil Canada Inc. and the other forty-two applicants	Quebec	Arts, entertainment and recreation	Ernst & Young Inc.	\$1,466.9
Korite International Inc.	Alberta	Administrative and support, waste management and remediation services	BDO Canada Limited	\$16.4
Northern Silica Corporation, Heemskirk Mining PTY. Ltd., Heemskirk Canada Holdings Limited, Heemskirk Canada Limited, Custom Bulk Services Inc., and HCA Mountain Minerals (Moberly) Limited	Alberta	Mining, quarrying, and oil and gas extraction	Alvarez & Marsal Canada Inc.	\$90.0
Roberts Company Canada Limited	Ontario	Manufacturing	Richter Advisory Group Inc.	\$40.5
GFA World	Ontario	Other services (except public administration)	PricewaterhouseCoopers Inc.	\$170.0
The Clover on Yonge Inc. and The Clover on Yonge Limited Partnership	Ontario	Real estate and rental and leasing	PricewaterhouseCoopers Inc.	\$240.8

Company Name	Province	Sector	Monitor	Liabilities (in millions)
1057863 BC Ltd., Northern Resources Nova Scotia Corporation, Northern Pulp Nova Scotia Corporation, Northern Timber Nova Scotia Corporation, 3253527 Nova Scotia Limited, 3243722 Nova Scotia Limited and Northern Pulp NS GP ULC	British Columbia	Manufacturing	Ernst & Young Inc.	\$420.5
957855 Alberta Ltd. (Formerly Newswest Inc.) and Rosebud Creek Financial Corp.	Ontario	Management of companies and enterprises	KSV Kofman Inc.	\$17.9
Beleave Inc., Beleave Kannabis Corp., Seven Oaks Inc., 9334416 Canada Inc. O/A Medigreen and My-Grow, Beleave Kannabis Abbotsford Inc. and Beleave Kannabis Chilliwack Inc.	Ontario	Agriculture, forestry, fishing and hunting	Grant Thornton Limited	\$18.1
Comark Holdings Inc., Bootlegger Clothing Inc., Cleo Fashions Inc. and Ricki's Fashions Inc.	Ontario	Retail trade	Alvarez & Marsal Canada Inc.	\$82.3
Peraso Technologies Inc.	Ontario	Manufacturing	Ernst & Young Inc.	\$122.0
Bow River Energy Ltd.	Alberta	Mining, quarrying, and oil and gas extraction	BDO Canada Limited	\$83.4

Company Name	Province	Sector	Monitor	Liabilities (in millions)
Sequence Energy Ltd. and 1175043 Alberta Ltd.	Alberta	Mining, quarrying, and oil and gas extraction	Ernst & Young Inc.	\$168.3
Port Capital Development (EV) Inc. and Evergreen House Development Limited Partnership	British Columbia	Real estate and rental and leasing	Ernst & Young Inc.	\$38.2
Green Growth Brands Inc., GGB Canada Inc., Green Growth Brands Realty Ltd. and Xanthic Biopharma Limited	Ontario	Agriculture, forestry, fishing and hunting	Ernst & Young Inc.	\$247.6
Reitmans (Canada) Limited	Quebec	Retail trade	Ernst & Young Inc.	\$366.4
ENTREC Corporation, Capstan Hauling Ltd., ENTREC Alberta Ltd., ENT Capital Corp., ENTREC Cranes & Heavy Haul Inc., ENTREC Holdings Inc., ENT Oilfield Group Ltd. and ENTREC Services Ltd.	Alberta	Mining, quarrying, and oil and gas extraction	Alvarez & Marsal Canada Inc.	\$271.9
Redrock Camps Inc., Sockeye Enterprises Inc., Sweetwater Hospitality Inc. and Baldr Construction Management Inc.	Alberta	Construction	BDO Canada Limited	\$26.6

Company Name	Province	Sector	Monitor	Liabilities (in millions)
Flighthub Group Inc., Flighthub Service Inc., SSFP Corp., Justfly Inc., Justfly Corp. and 11644670 Canada Inc.	Quebec	Administrative and support, waste management and remediation services	MNP Ltd.	\$70.9
Développement Lachine Est Inc., Construction Frank Catania et Associés Inc., Les Développements Immobiliers F. Catania et Associés Inc., Groupe Frank Catania & Associés Inc., 7593724 Canada Inc., 3886735 Canada Inc., 4204930 Canada Inc., 4167601 Canada Inc., 4286567 Canada Inc. and 4127927 Canada Inc.	Quebec	Real estate and rental and leasing	Raymond Chabot Inc.	\$32.9
The Aldo Group Inc., Southwest Capital Holdings Inc., Aldo U.S. Inc., Aldo Marketing LLC, Aldo Shoes West Forty Second, LLC, Aldo 1125 Third Ave Corp., 1230 Avenue of the Americas LLC, Aldo 5th Ave. Inc. and Aldo 250 West 125 Inc.	Quebec	Retail trade	Ernst & Young Inc.	\$563.0
JMB Crushing Systems Inc. and 2161889 Alberta Ltd.	Alberta	Mining, quarrying, and oil and gas extraction	FTI Consulting Canada Inc.	\$55.2

Company Name	Province	Sector	Monitor	Liabilities (in millions)
Soccer Express Trading Corp. and Kahunaverse Sports Group Inc.	British Columbia	Retail trade	PricewaterhouseCoopers Inc.	\$22.5
Dominion Diamond Mines ULC, Dominion Diamond Delaware Company, LLC, Dominion Diamond Canada ULC, Washington Diamond Investments, LLC, Dominion Diamond Holdings, LLC and Dominion Finco Inc.	Alberta	Mining, quarrying, and oil and gas extraction	FTI Consulting Canada Inc.	\$1,217.5
Delphi Energy Corp. and Delphi Energy (Alberta) Limited	Alberta	Mining, quarrying, and oil and gas extraction	PricewaterhouseCoopers Inc.	\$195.1
Green Relief Inc.	Ontario	Agriculture, forestry, fishing and hunting	PricewaterhouseCoopers Inc.	\$14.2
James E. Wagner Cultivation Corporation, James E. Wagner Cultivation Ltd., JWC 1 Ltd., JWC 2 Ltd., JWC Supply Ltd. and GrowthStorm Inc.	Ontario	Manufacturing	KSV Kofman Inc.	\$19.6

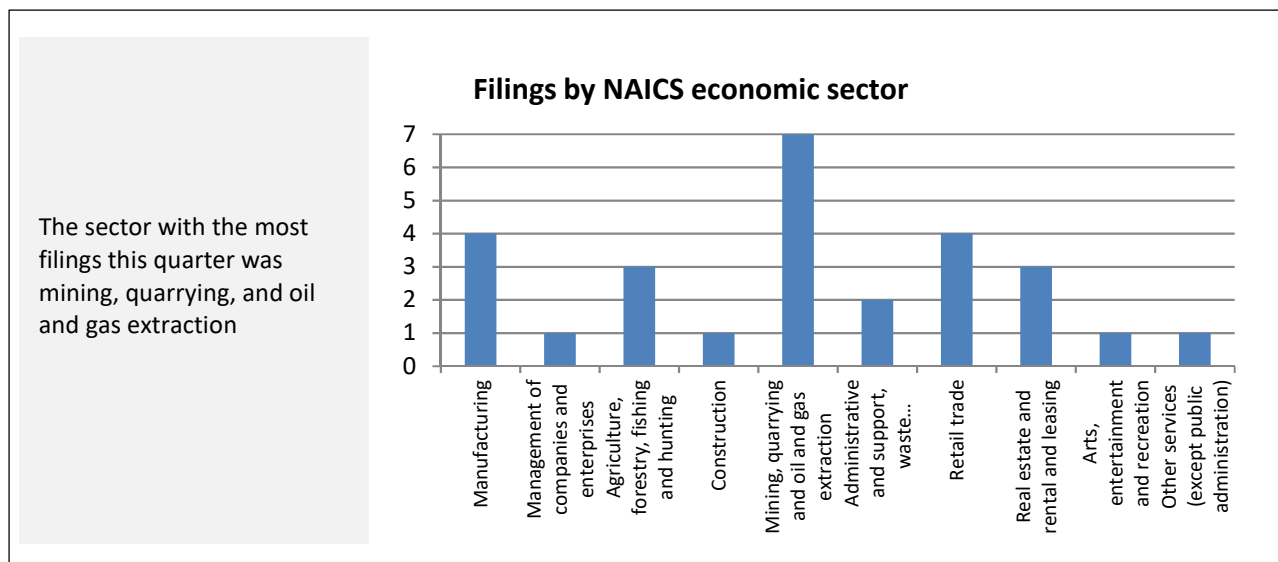


***East Region** includes New Brunswick, Newfoundland and Labrador, Nova Scotia, Prince Edward Island, Quebec

Ontario Region includes Ontario

West Region includes Alberta, British Columbia, Manitoba, Northwest Territories, Nunavut, Saskatchewan and Yukon

For more information, see [Table 2: Total CCAA Proceedings Filed by Province.](#)



For more information, see [Table 3: CCAA Proceedings Filed by NAICS Economic Sector Canada.](#)

Table 1: Total CCAA Proceedings—Domestic

	Volume			+/- Change		12-Month Period Ending		
	Q2 2020	Q1 2020	Q2 2019	Q1 2020 - Q2 2020	Q2 2019 - Q2 2020	06-30-2020	06-30-2019	+/- Change
Total Domestic Proceedings Filed ¹	27	11	4	16	23	59	29	30
Filing Affiliates	114	24	25	90	89	284	230	54
Filed by Publicly-Traded Companies	7	3	1	4	6	17	5	12
Filed by Privately-Held Companies	20	8	3	12	17	42	24	18
Total Liabilities - Book Value ²	\$6,078.279	\$589.213	\$607.764	\$5,489.067	\$5,470.515	\$11,584.129	\$5,678.610	\$5,905.518
% of Secured Liabilities	51.95%	49.02%	40.83%	n/a	n/a	60.78%	41.00%	n/a
% of Unsecured Liabilities	48.05%	50.98%	59.17%	n/a	n/a	39.22%	59.00%	n/a
Total Assets - Book Value	\$6,600.273	\$1,059.618	\$955.922	\$5,540.655	\$5,644.350	\$17,489.025	\$12,713.740	\$4,775.285

1. Proceedings filed are counted according to the date when Form 1, *Information Pertaining to the Initial Order*, was filed with the OSB.

2. Deemed trust and contingent liabilities are not included in Total Liabilities.

Table 2: Total CCAA Proceedings Filed by Province

	Volume			+/- Change		12-Month Period Ending		
	Q2 2020	Q1 2020	Q2 2019	Q1 2020 - Q2 2020	Q2 2019 - Q2 2020	06-30-2020	06-30-2019	+/- Change
Newfoundland and Labrador	0	0	1	0	-1	0	1	-1
Prince Edward Island	0	0	0	0	0	0	0	0
Nova Scotia	0	0	0	0	0	0	2	-2
New Brunswick	0	0	0	0	0	0	0	0
Quebec	5	2	1	3	4	13	6	7
Ontario	10	5	1	5	9	23	11	12
Manitoba	0	0	0	0	0	0	0	0
Saskatchewan	0	1	0	-1	0	1	0	1
Alberta	9	0	1	9	8	13	5	8
British Columbia	3	3	0	0	3	9	4	5
Northwest Territories	0	0	0	0	0	0	0	0
Yukon	0	0	0	0	0	0	0	0
Nunavut	0	0	0	0	0	0	0	0
Canada	27	11	4	16	23	59	29	30

Table 3: CCAA Proceedings Filed by NAICS Economic Sector, Canada³

	Volume			+/- Change		12-Month Period Ending		
	Q2 2020	Q1 2020	Q2 2019	Q1 2020 - Q2 2020	Q2 2019 - Q2 2020	06-30-2020	06-30-2019	+/- Change
Agriculture, Forestry, Fishing and Hunting	3	1	0	2	3	8	1	7
Mining, Quarrying and Oil and Gas Extraction	7	1	2	6	5	15	5	10
Utilities	0	0	0	0	0	0	1	-1
Construction	1	1	1	0	0	3	3	0
Manufacturing	4	3	1	1	3	10	6	4
Wholesale Trade	0	0	0	0	0	2	3	-1
Retail Trade	4	1	0	3	4	6	2	4
Transportation and Warehousing	0	0	0	0	0	1	3	-2
Information and Cultural Industries	0	0	0	0	0	1	1	0
Finance and Insurance	0	0	0	0	0	0	1	-1
Real Estate, Rental and Leasing	3	1	0	2	3	5	0	5
Professional, Scientific and Technical Services	0	0	0	0	0	0	2	-2
Management of Companies and Enterprises	1	1	0	0	1	2	0	2
Administrative and Support, Waste Management and Remediation Services	2	1	0	1	2	3	1	2
Educational Services	0	1	0	-1	0	1	0	1
Health Care and Social Assistance	0	0	0	0	0	0	0	0
Arts, Entertainment and Recreation	1	0	0	1	1	1	0	1
Accommodation and Food Services	0	0	0	0	0	0	0	0
Other Services (except Public Administration)	1	0	0	1	1	1	0	1
Public Administration	0	0	0	0	0	0	0	0
Canada	27	11	4	16	23	59	29	30

3. More than one NAICS code can be reported