



## **STOCK STATUS UPDATE OF BROWNS BANK NORTH SCALLOPS (*PLACOPECTEN MAGELLANICUS*) FOR THE 2019 FISHING SEASON**

### **Context**

Advice on the status of the Browns Bank North Scallop stock is requested annually by Fisheries and Oceans Canada (DFO) Resource Management to help determine a Total Allowable Catch (TAC, meat weight) in support of the fishery. The purpose of this report is to update the status of Browns Bank North Scallop with data from the 2018 Scallop survey and fishery to provide science advice for the management of the 2019 fishery. The last peer-reviewed Regional Advisory Process for this stock occurred in 2013 (DFO 2013; Hubley et al. 2014) and updates have been conducted since 2014 (DFO 2014, 2015, 2016, 2017, 2018).

This update for the Scallop fishery on Browns Bank pertains to the northern part of the bank. Browns Bank South is a marginal growth area for Scallops and has separate management measures. The assessment and advice presented in this document use the assessment framework established in 2011 (Hubley et al. 2011) for Browns Bank North.

This Science Response reports results from the Science Response Process of April 9, 2019, on the Stock Status Update of Offshore Scallop: Browns Bank North and Georges Bank 'a'.

### **Analysis and Response**

The location of Browns Bank North and the other Offshore Scallop Fishing Areas (SFAs) is provided in Figure 1. The 2018 TAC was 400 tonnes (t) for Browns Bank North and total reported landings were 377 t (Figure 2). Based upon preliminary analysis of the 2018 fishery data and the annual stock survey data, an interim TAC of 400 t was set in December 2018 for the 2019 Browns Bank North fishery.

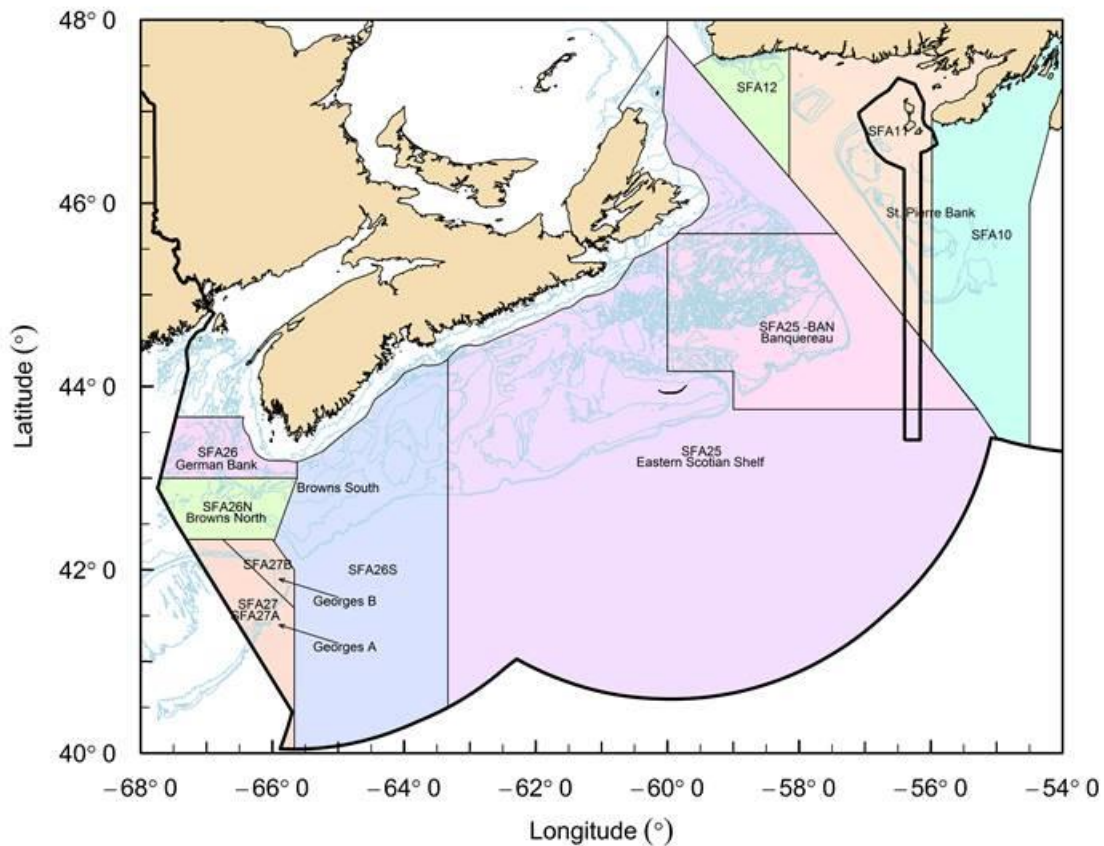


Figure 1. Map showing the offshore Scallop Fishing Areas (SFAs) 25-27 used for management purposes in the Maritimes Region.

Science advice is provided for this stock using a Bayesian state-space modified delay difference assessment model that integrates both fishery and survey data and is described in Hubley et al. (2014). The model fit to the survey estimates of fully-recruited ( $\geq 95$  mm shell height) biomass, recruit (85-94.9 mm) biomass, and fishery Catch Per Unit Effort [CPUE, kg/(hour-metre)] are shown in Figure 3. Estimates of fully-recruited biomass in 2018 and projections of fully-recruited biomass for 2019 under various catch scenarios are presented for this stock (Table 1 and Figure 4). Reference points have been proposed for the fishery (DFO 2012) but have not been adopted (Hubley et al. 2014).

The modelled median fully-recruited biomass is estimated to be 2,922 t in 2018 (Figure 4), which is below the long-term median of 5,548 t. The long-term median calculations (1991-2017) exclude the current year (2018) estimates. The 2017 estimate was 2,836 t. The median recruit biomass is estimated to be 245 t in 2018, which is below the long-term median biomass of 576 t. The 2017 estimate was 194 t.

The model's forecasted fully-recruited biomass for 2019 is 2,852 t; this forecast assumes:

- a catch of 400 t (the interim TAC),
- the condition of Scallop in 2019 will be unchanged from 2018 (11.2 g/dm<sup>3</sup>), and

Maritimes Region

- that total natural mortality in 2019 will be unchanged from 2018 (0.05).

This represents an estimated 3% decrease in fully-recruited biomass from 2018 to 2019.

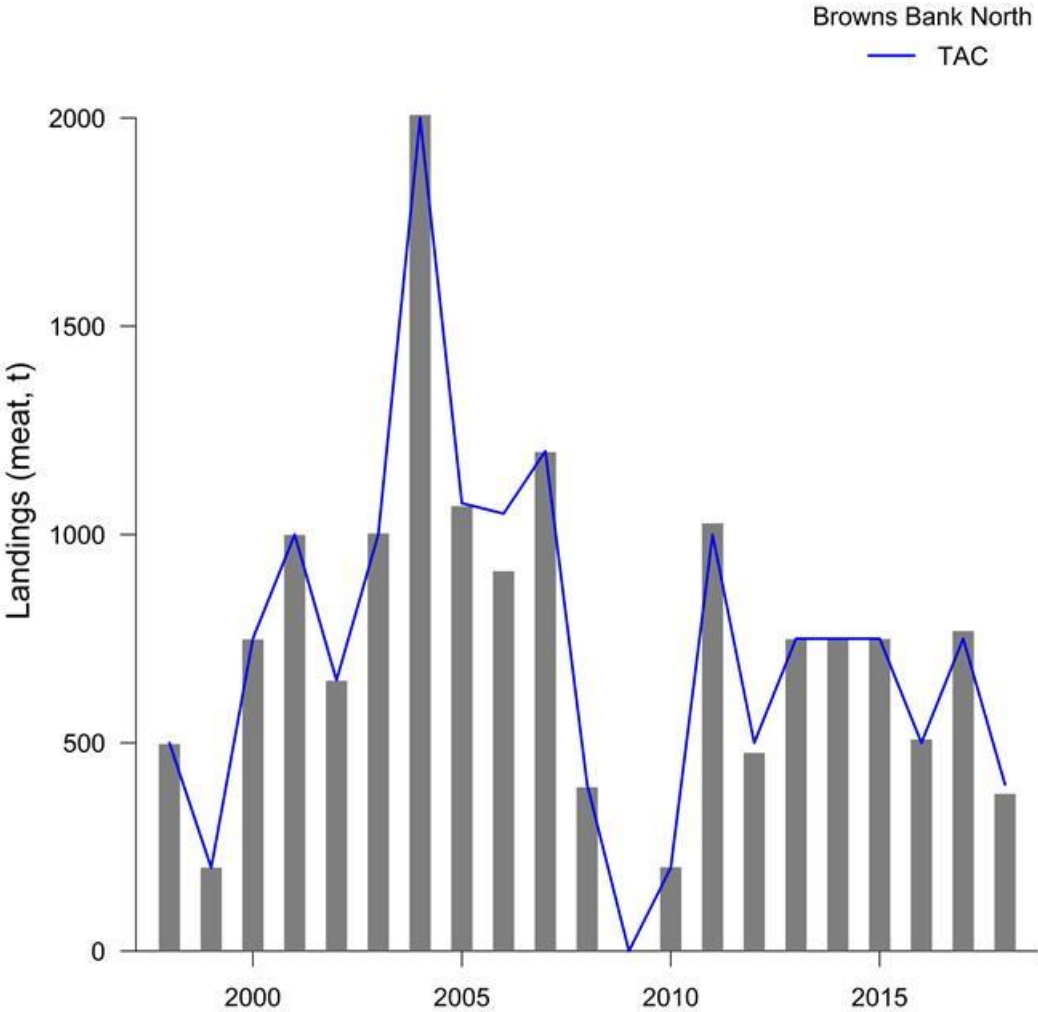


Figure 2. Landings of Scallop meats (tonnes) from Browns Bank North between 1998 and 2018. The blue line represents Total Allowable Catch (TAC), in tonnes. Prior to 1998, landings from Browns Bank North were combined with Browns Bank South.

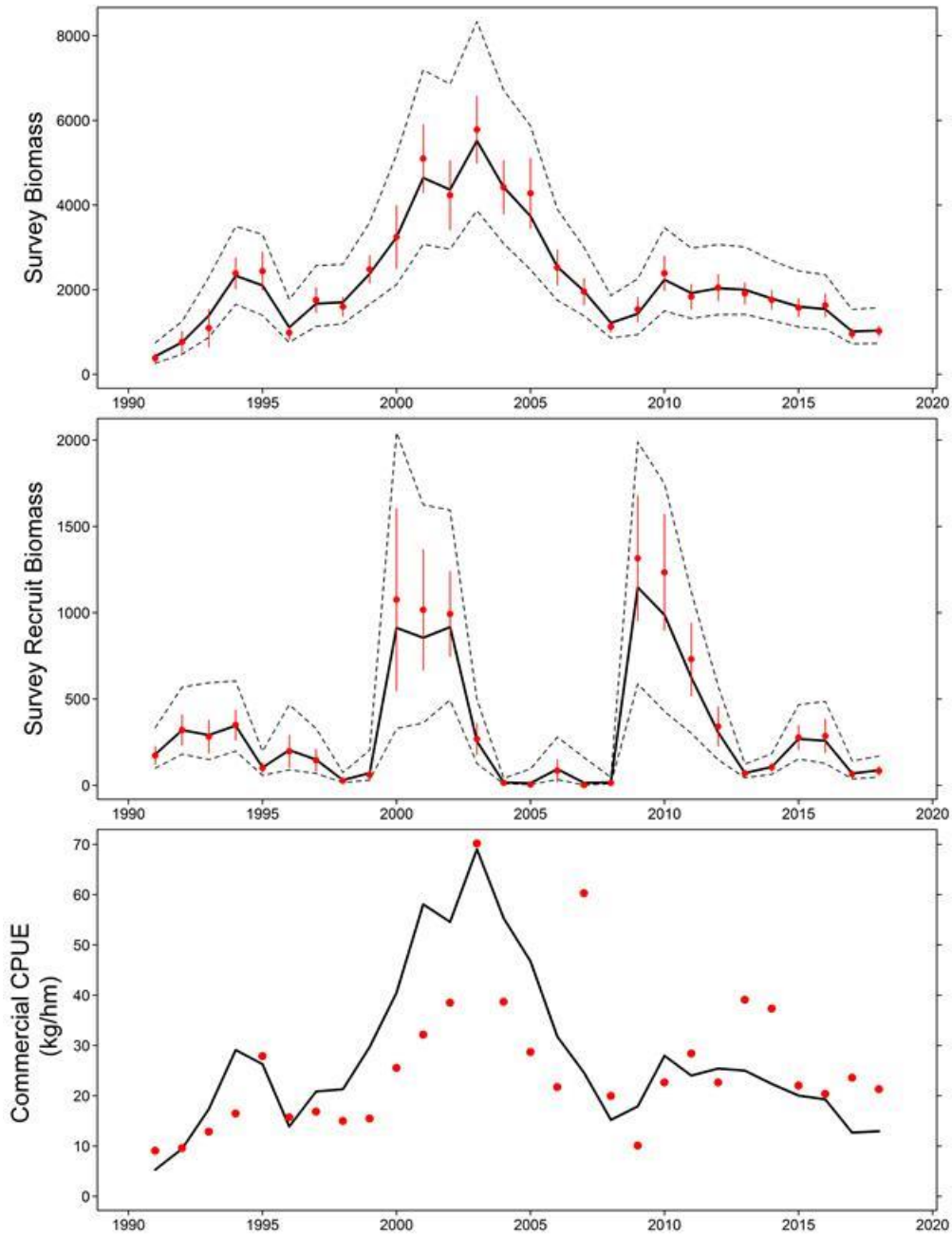


Figure 3. Summary of model results and inputs for fully-recruited survey biomass (top panel, in tonnes), recruit survey biomass (middle panel, in tonnes), and commercial CPUE (bottom panel, in kg/hour-metre) for Browns Bank North. The solid black line is the model estimate and the red circles represent observed values from the survey and the fishery. For the survey data, the vertical lines represent the standard error associated with the observed values and the dashed lines represent the modelled 95% credible intervals.

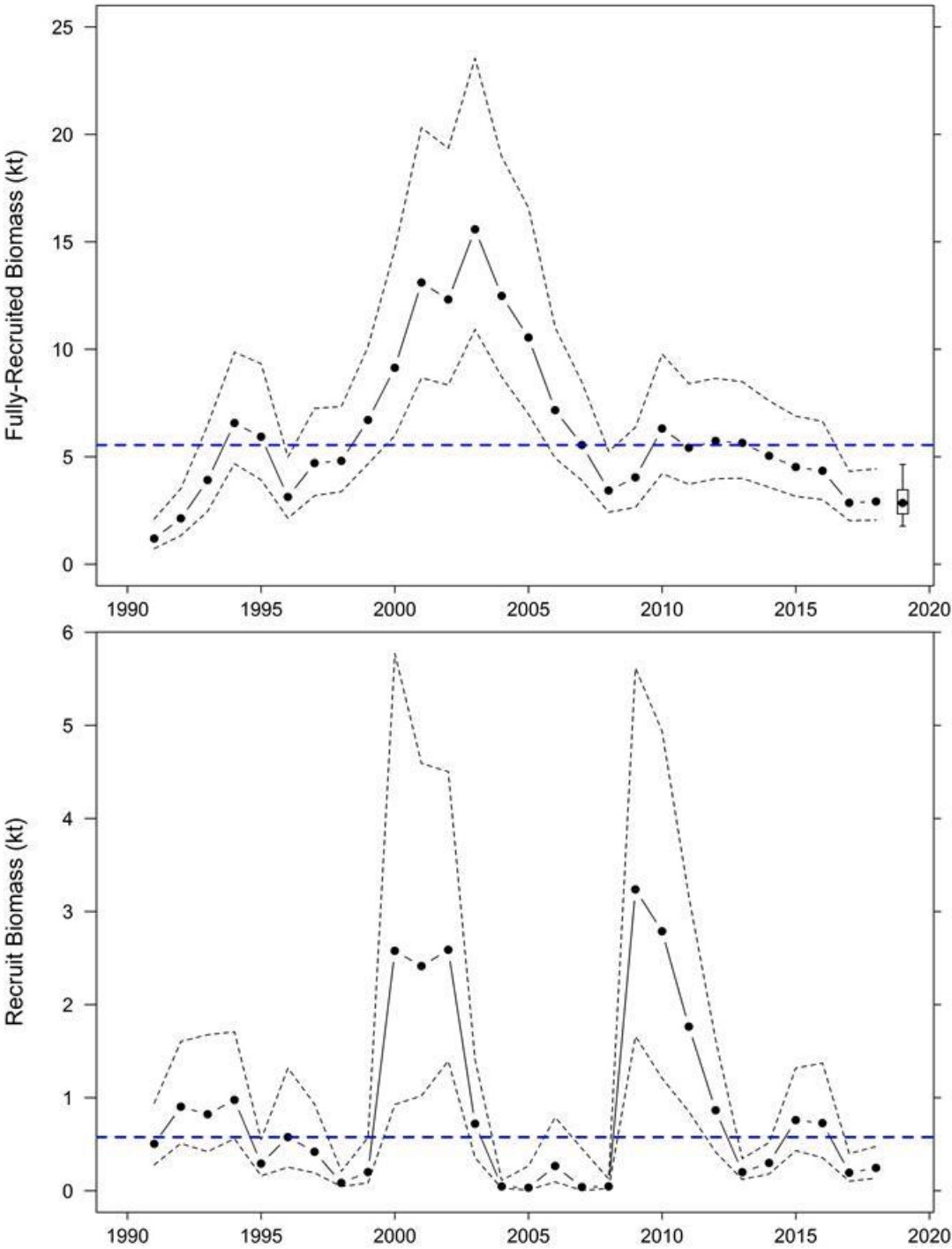


Figure 4. Biomass estimates (kilotonnes) for fully-recruited (top panel) and recruit (lower panel) Scallops from the stock assessment model fit to the Browns Bank North survey and commercial data. The black dashed lines are the upper and lower 95% credible limits. The blue horizontal dashed line represents the long-term median biomass. The forecasted fully-recruited biomass for 2019, assuming a catch of 400 t, is displayed as a box plot with median (●), 50% credible limits (box), and 80% credible limits (whiskers).

*Table 1. Catch scenarios for Browns Bank North in 2019 in terms of exploitation and expected changes in fully-recruited biomass. Potential catches in 2019 are evaluated in terms of the probability of a decline in biomass. These probabilities account for uncertainty in the biomass forecasts.*

<b>Catch (t)</b>	<b>Exploitation Rate</b>	<b>Probability of Biomass Decline</b>	<b>Expected Change in Biomass (%)</b>
150	0.10	0.41	7
200	0.12	0.44	5
250	0.13	0.46	3
300	0.15	0.49	1
350	0.16	0.52	-1
400	0.18	0.54	-3
450	0.19	0.57	-5
500	0.21	0.59	-7
550	0.22	0.62	-9
600	0.24	0.65	-11

### **Conclusions**

The 2019 interim TAC of 400 t results in an exploitation rate of 0.18 and an expected 3% decrease in biomass (Table 1), assuming condition and total natural mortality remain unchanged from 2018. Catch scenarios ranging from 150 t to 600 t were examined and are presented in Table 1. Scenarios of 300 t and below are projected to result in increases in fully-recruited biomass, with a probability of biomass decline ranging from 0.41 (150 t) to 0.49 (300 t) while the change in biomass varied from 7% to -11% for the catch scenarios presented (Table 1).

### **Contributors**

<b>Name</b>	<b>Affiliation</b>
Freya Keyser (Lead)	DFO Science, Maritimes Region
Jessica Sameoto	DFO Science, Maritimes Region
David Keith	DFO Science, Maritimes Region
Tricia Pearo Drew	DFO Science, Maritimes Region
Manon Cassista-Da Ros	DFO Science, Maritimes Region
Lottie Bennett	DFO Science, Maritimes Region
Alan Reeves	DFO Resource Management, Maritimes Region

### **Approved by**

Alain Vézina  
Regional Director of Science, DFO Maritimes Region  
Dartmouth, Nova Scotia  
Ph. 902-426-3490  
*Date: May 3, 2019*

### **Sources of Information**

DFO. 2012. Reference points consistent with the precautionary approach for a variety of stocks in the Maritimes Region. DFO Can. Sci. Advis. Sec. Sci. Advis. Rep. 2012/035.

- DFO. 2013. Assessment of Browns Bank North Scallops (*Placopecten magellanicus*). DFO Can. Sci. Advis. Sec. Sci. Resp. 2013/059.
- DFO. 2014. Assessment Update of Browns Bank North Scallops (*Placopecten magellanicus*). DFO Can. Sci. Advis. Sec. Sci. Resp. 2014/039.
- DFO. 2015. Assessment Update of Browns Bank North Scallops (*Placopecten magellanicus*). DFO Can. Sci. Advis. Sec. Sci. Resp. 2015/024.
- DFO. 2016. Assessment Update of Browns Bank North Scallops (*Placopecten magellanicus*). DFO Can. Sci. Advis. Sec. Sci. Resp. 2016/039.
- DFO. 2017. Stock Status Update of Browns Bank North Scallops (*Placopecten magellanicus*). DFO Can. Sci. Advis. Sec. Sci. Resp. 2017/032.
- DFO. 2018. Stock Status Update of Browns Bank North Scallops (*Placopecten magellanicus*) in Scallop Fishing Area 26. DFO Can. Sci. Advis. Sec. Sci. Resp. 2018/036.
- Hubley, B., Glass, A., Reeves, A., Sameoto, J., and Smith, S.J. 2011. Browns Bank 'North' Scallop (*Placopecten magellanicus*). Stock Assessment. DFO Can. Sci. Advis. Sec. Res. Doc. 2011/042. vi + 63p.
- Hubley, P.B., Reeves, A., Smith, S.J., and Nasmith, L. 2014. Georges Bank 'a' and Browns Bank 'North' Scallop (*Placopecten magellanicus*). Stock Assessment. DFO Can. Sci. Advis. Sec. Res. Doc. 2013/079. vi + 58 p.

**This Report is Available from the:**

Center for Science Advice (CSA)  
Maritimes Region  
Fisheries and Oceans Canada  
Bedford Institute of Oceanography  
1 Challenger Drive, PO Box 1006  
Dartmouth, Nova Scotia B2Y 4A2

Telephone: 902-426-7070

E-Mail: [XMARMRAP@dfo-mpo.gc.ca](mailto:XMARMRAP@dfo-mpo.gc.ca)

Internet address: [www.dfo-mpo.gc.ca/csas-sccs/](http://www.dfo-mpo.gc.ca/csas-sccs/)

ISSN 1919-3769

© Her Majesty the Queen in Right of Canada, 2019



Correct Citation for this Publication:

DFO. 2019. Stock Status Update of Browns Bank North Scallops (*Placopecten magellanicus*) for the 2019 Fishing Season. DFO Can. Sci. Advis. Sec. Sci. Resp. 2019/037.

*Aussi disponible en français :*

*MPO. 2019. Mise à jour sur l'état du stock de pétoncles du nord du banc de Brown (Placopecten magellanicus) pour la saison de pêche 2019. Secr. can. de consult. sci. du MPO, Rép. des Sci. 2019/037.*