



Patrimoine
canadien

Canadian
Heritage

Contract Number

C1111-190127/001/CY

POR # 013-19

Contract Award Date

2019-06-05

Contract Value

\$21,500.00

Delivery Date

2019-10-31

Supplier name

Vox Pop Labs Inc.

Study on the Appreciation and Perception of Canada's Two Official Languages Among Official Language Minority Communities

Prepared for the Department of Canadian Heritage Government of Canada

Final Report

Canadian Heritage

Por-rop@pch.gc.ca

Ce rapport est aussi disponible en français.

Table of Contents

Certificate of Political Neutrality.....	3
Copyright.....	4
Executive Summary	5
Context, Objectives and Methodology	5
Main Results	7
Background, Objectives and Methodology.....	10
Background.....	10
Areas of interests	10
Methodology.....	11
Profile of Respondents.....	14
Socio-demographic Profile.....	14
Other demographic information	19
Detailed Results	25
Use of minority official language in daily life.....	25
Future perspectives	32
Access to services.....	40
Governmental and organizational support	55
Relationships across language groups.....	74
Appendix A: Questionnaire for English-speaking Quebecers	80
Appendix B: Questionnaire for Francophones living outside Quebec.....	104
Appendix C: Other graphs	128

Certificate of Political Neutrality

I hereby certify as founder and Executive Director of Vox Pop Labs that the deliverables fully comply with the Government of Canada political neutrality requirements outlined in the Communications Policy of the Government of Canada and Procedures for Planning and Contracting Public Opinion Research.

Specifically, the deliverables do not include information on electoral voting intentions, political party preferences, and standings with the electorate or ratings of the performance of a political party or its leaders.



Clifton van der Linden

Founder and Executive Director
Vox Pop Labs Inc.

Copyright

This public opinion research report presents the results of an online survey conducted by Vox Pop Labs Inc. on behalf of Canadian Heritage.

Cette publication est aussi disponible en français sous le titre : Étude sur l'appréciation et la perception des deux langues officielles du Canada chez ces communautés de langue officielle en situation minoritaire

This publication may be reproduced for non-commercial purposes only. Prior written permission must be obtained from Canadian Heritage. For more information on this report please contact Canadian Heritage at: PCH.info-info.PCH@canada.ca or at:

15 Eddy St,
Gatineau, Quebec
K1A 0M5
Canada

Catalogue Number:
CH14-48/2019E-PDF

International Standard Book Number (ISBN):
ISBN 978-0-660-33446-2

Related publications CH14-48/2019F-PDF (Final report, French):
978-0-660-33447-9

© Her Majesty the Queen in Right of Canada, as represented by the Minister of Canadian Heritage, 2019.

Executive Summary

Context, Objectives and Methodology

In the past 10 years, the Department of Canadian Heritage has had the opportunity to survey the Canadian population on different occasions (TNS-2012, Vox Pop Labs 2018) on topics related to their appreciation of Canada's two official languages. These surveys targeted the general Canadian population with an effort to better understand their views and attitudes towards official languages. The current survey targets and oversamples Canadians 18 years of age and over from official-language minority. For the purpose of this study, minority status was established through the combination of province of residence and the respondent's main official language.¹

To that end, from June 27 to July 16, 2019 Vox Pop Labs conducted a web survey among 2000 Canadians. The median duration of the questionnaire was 15 minutes.

This survey is constituted of closed- ended questions and discusses issues and themes such as the vitality of official-language minority communities, linguistic duality and second-language learning and official languages policy issues.

The information collected with this survey will allow the Official Languages Branch to fulfill the requirements associated with the deliverology approach of the Treasury Board Secretariat in the matter of program evaluation and performance results framework. The data will therefore allow Canadian Heritage to update a series of program indicators.

The study was fielded to 12,522 members aged 18 and older of Vox Pop Labs' proprietary research panel, one of the largest and most diverse of its kind in Canada. The survey was live between June 27 to July 16, 2019 and collected 2000 validated responses. The median completion time of the questionnaire was 15 minutes.

As with conventional surveys in which participation is not mandatory—including those that make use of probability samples—there are differences between the population of interest and the sample of individuals who opt to respond. As a consequence,

¹ The main official language was determined by the following question: "Regardless of the other languages you speak, which of the two languages English or French, do you consider your first official language or your main official language?"

estimates of the frequency of opinions or behaviours calculated from the sample data can differ systematically from those in the population. All surveys, regardless of their mode—whether online, by telephone, or through other means—result in differential non-response. As a result, no non-mandatory survey in Canada is fully representative, and all therefore rely on statistical adjustment of the sample to the population based typically on socio-demographic, behavioural, and/or attitudinal variables for which researchers have population-level values.

The sample for the present study was post-stratified on gender, age, education level and province of residence to ensure representative results for each language groups. The 2016 Canadian Census was used as part of the weighting process, which employed raking in order to derive survey weights.

Main Results

The key findings to emerge from the analysis are as follows:

Francophones living outside Quebec and English-speaking Quebecers alike feel a strong sense of belonging toward their respective language communities; however, their lived experiences as an official-language minority community differ starkly.

Compared to English-speaking Quebecers, Francophones living outside Quebec tend to feel more supported by their network of community leaders and non-government organizations, and are more likely to believe that the state of their linguistic community has improved in the last two decades. Despite all of this, English-speaking Quebecers still experience less obstacles when conducting their daily activities in their official language.

On majority-minority relations, English-speaking Quebecers are more likely than Francophones living outside Quebec to feel that their interests and activities are not being prioritized by their language majority counterparts. In particular, English-speaking Quebecers are more likely to believe that the language majorities in their regions do not recognize their community's societal contributions. Almost half of Francophones living outside Quebec and half of English-speaking Quebecers have also not seen any changes in the language majority's attitude towards them. There are nevertheless higher proportions of people among both groups who say that the majority's attitude towards them has become more positive than those who say it has become more negative, in the last five years.

With regard to their perspectives on the future, Francophones living outside Quebec tend to be more optimistic than English-speaking Quebecers. Francophones living outside Quebec, for example, have a more positive outlook on the future use and status of their official language. This is fuelled in part by their stronger sense of obligation towards their community, as well as their belief that the French language is threatened in Canada and should therefore be protected.

On the topic of government support and representation, Francophones living outside Quebec and English-speaking Quebecers alike view their access to federal services in a favourable light, but view current levels of federal support for community-based groups that serve their interests as being less than they should be. When prompted

about the federal government's efforts to represent their interests, the two groups diverge; a plurality of Francophones living outside Quebec rate these efforts as good, while a plurality of English-speaking Quebecers rate them as not good. Compared to how they view their interactions with the federal government, both groups are decidedly less satisfied with their level of representation, and access to services in their official languages, at the provincial and municipal levels. It should be noted that this dissatisfaction is especially felt by English-speaking Quebecers.

On services more generally, both official-language minority communities (OLMCs) are satisfied with the availability of services that are offered in their official languages in their regions; however, their levels of satisfaction may differ depending on the particular type of service, their province of residence or their region across Quebec. Among the myriad types of services that are offered in their official language, Francophones living outside Quebec are more likely to be satisfied with their regions' primary and secondary education, daycare services, and media and communications, while English-speaking Quebecers tend to be more satisfied with their regions' post-secondary education, media and cultural offerings. Despite being satisfied with the French-language primary and secondary education in their regions, Francophones living outside Quebec still believe that their overall access to primary and secondary education in their official language could be improved upon. They also prioritize other areas, such as higher education and daycare services offered in their official language. English-speaking Quebecers, meanwhile, prioritize improved access to English-language health services, legal services, and primary and secondary education.

Supplier Name

Vox Pop Labs Inc.

Contract Number

C1111-190127/001/CY

POR Number

013-19

Contract Award Date

2019-06-05

Fieldwork Dates

27/06/19 - 16/07/19

Contract Amount (including taxes)

\$21, 500.00

For more information, please contact Canadian Heritage: POR-ROP@pch.gc.ca

Background, Objectives and Methodology

Background

In the past 10 years, the Department of Canadian Heritage has had the opportunity to survey the Canadian population on different occasions (TNS-2012, Vox Pop Labs 2018) on topics related to their appreciation of Canada's two official languages. These surveys targeted the general Canadian population with an effort to better understand their views and attitudes towards official languages. The current survey targets and oversamples Canadians 18 years of age and over from official-language minority. This 15 minute survey with closed-ended questions, discusses issues on themes such as the vitality of official-language minority communities, linguistic duality and second-language learning and official languages policy issues.

The information collected with this survey will allow the Official Languages Branch to fulfill the requirements associated with the deliverology approach of the Treasury Board Secretariat in the matter of program evaluation and performance results framework. The data will therefore allow Canadian Heritage to update a series of program indicators.

Areas of interests

The topical areas to be explored include:

1. Vitality of Official Language Minority Communities
 - level of satisfaction towards services and institutions in the language of the minority in key sectors (education, health, arts & culture, employment/economy, media, professional training, information technologies, etc.);
 - perceptions of minority-majority relations, capacity to use minority language in various settings, views on community priorities and community leadership, confidence in the community's future, etc.;
 - awareness and appreciation of federal official languages policies and programs which support minority community development;

2. Promotion of official languages and Second-language learning
 - perceptions of the status and use of English and French in Canadian society, extending into issues of identity;
 - awareness and appreciation of federal official languages policies and programs in the area of official languages in education;
3. Official Languages Policy Issues
 - knowledge of federal policy (key sections of the Official Languages Act, highlights of current programs, future policy/program orientations);
 - level of support for federal policy.

Methodology

The study was fielded by Vox Pop Labs based on the following methodology:

Population under study

All Canadians living in an official-language minority community, aged 18 and older. For the purpose of this study, minority status was established through the combination of province of residence and the respondent's main official language.²

Collection Method and Tool

The study was fielded to 12,522 members aged 18 and older of Vox Pop Labs' proprietary research panel, one of the largest and most diverse of its kind in Canada. The survey was live between June 27 to July 16, 2019 and collected 2000 validated responses. The median completion time of the questionnaire was 15 minutes.

The bilingual questionnaire (English and French) was developed by the Government of Canada, and adapted for online distribution by Vox Pop Labs.

Weighting

As with conventional surveys in which participation is not mandatory—including those

² The main official language was determined by the following question: "Regardless of the other languages you speak, which of the two languages English or French, do you consider your first official language or your main official language?"

that make use of probability samples—there are differences between the population of interest and the sample of individuals who opt to respond. As a consequence, estimates of the frequency of opinions or behaviours calculated from the sample data can differ systematically from those in the population. All surveys, regardless of their mode—whether online, by telephone, or through other means—result in differential non-response. As a result, no non-mandatory survey in Canada is fully representative, and all therefore rely on statistical adjustment of the sample to the population based typically on socio-demographic, behavioural, and/or attitudinal variables for which researchers have population-level values.

The sample for the present study was post-stratified on gender, age, education level and province of residence to ensure representative results for each language groups. The 2016 Canadian Census was used as part of the weighting process, which employed raking in order to derive survey weights.

Presenting Results

For questions that are on a 0 – 10 measurement scale, we display the full distribution in graphical form but use the following collapsed categories in the text to facilitate reading.

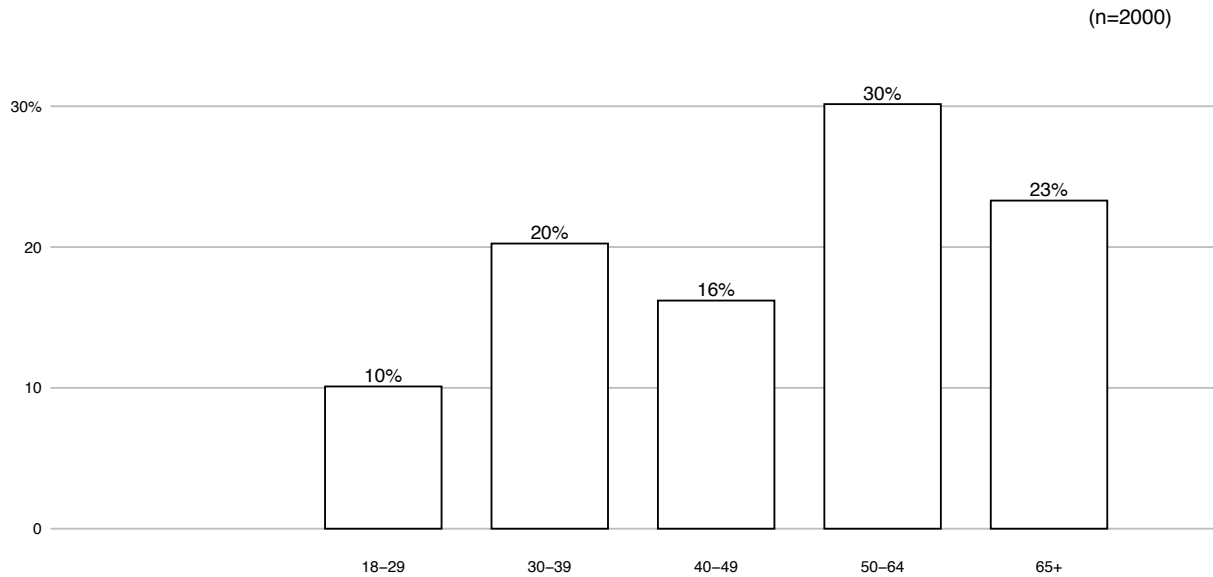
Measurement Scale	Aggregate Scores	Collapsed Descriptor
Agree – 0 (totally disagree) to 10 (totally agree)	8 – 10 6 – 7 5 3 – 4 0 – 2	Totally agree Agree Neutral Disagree Totally disagree
Importance – 0 (not important at all) to 10 (very important)	8 – 10 6 – 7 5 3 – 4 0 – 2	Very important Important Neutral Not important Not important at all
Interest – 0 (not interested at all) to 10 (very interested)	8 – 10 6 – 7 5 3 – 4 0 – 2	Very interested Somewhat interested Neutral Not very interested Not interested at all

Measurement Scale	Aggregate Scores	Collapsed Descriptor
Access – 0 (no access) to 10 (full access)	8 – 10 6 – 7 5 3 – 4 0 – 2	Very accessible Somewhat accessible Neutral Not very accessible Not accessible at all
Belonging – 0 (very weak) to 10 (very strong)	8 – 10 6 – 7 5 3 – 4 0 – 2	Very strong Strong Neutral Weak Very weak
Importance – 0 (not important at all) to 10 (very important)	8 – 10 6 – 7 5 3 – 4 0 – 2	Very important Important Neutral Not important Not important at all
Confidence – 0 (not confident at all) to 10 (very confident)	8 – 10 6 – 7 5 3 – 4 0 – 2	Very confident Confident Neutral Not confident Not confident at all
Satisfaction – 0 (totally dissatisfied) to 10 (totally satisfied)	8 – 10 6 – 7 5 3 – 4 0 – 2	Totally satisfied Satisfied Neutral Dissatisfied Totally dissatisfied
Commitment – 0 (not at all committed) to 10 (totally committed)	8 – 10 6 – 7 5 3 – 4 0 – 2	Totally committed Committed Neutral Not committed Not at all committed
Effort – 0 (poor) to 10 (excellent)	8 – 10 6 – 7 5 3 – 4 0 – 2	Excellent Good Neutral Not so good Poor

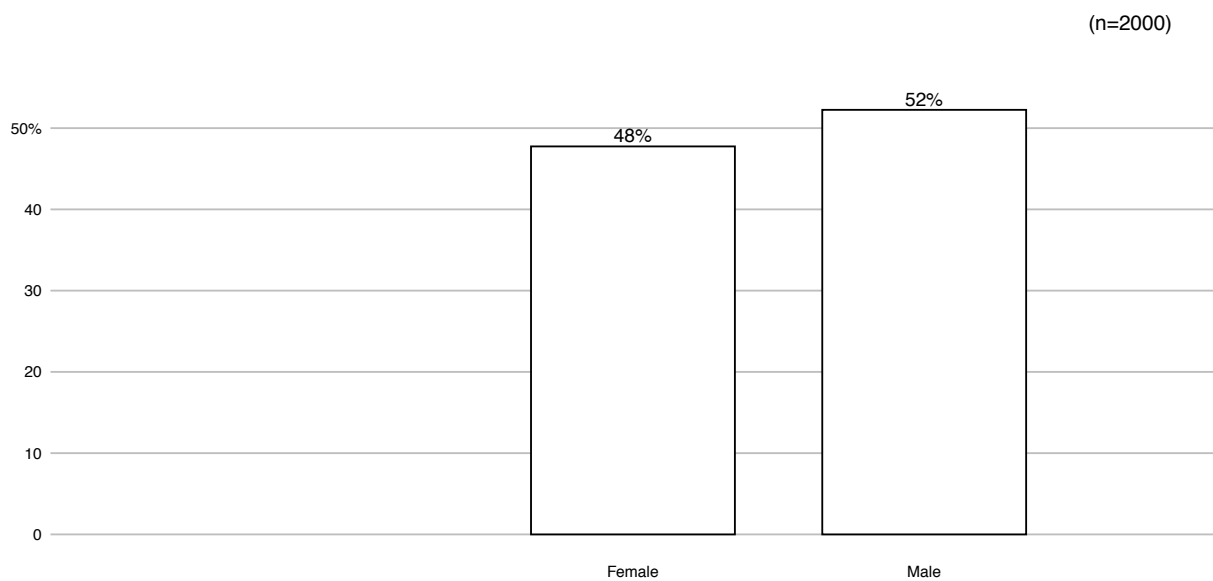
Profile of Respondents

Socio-demographic Profile

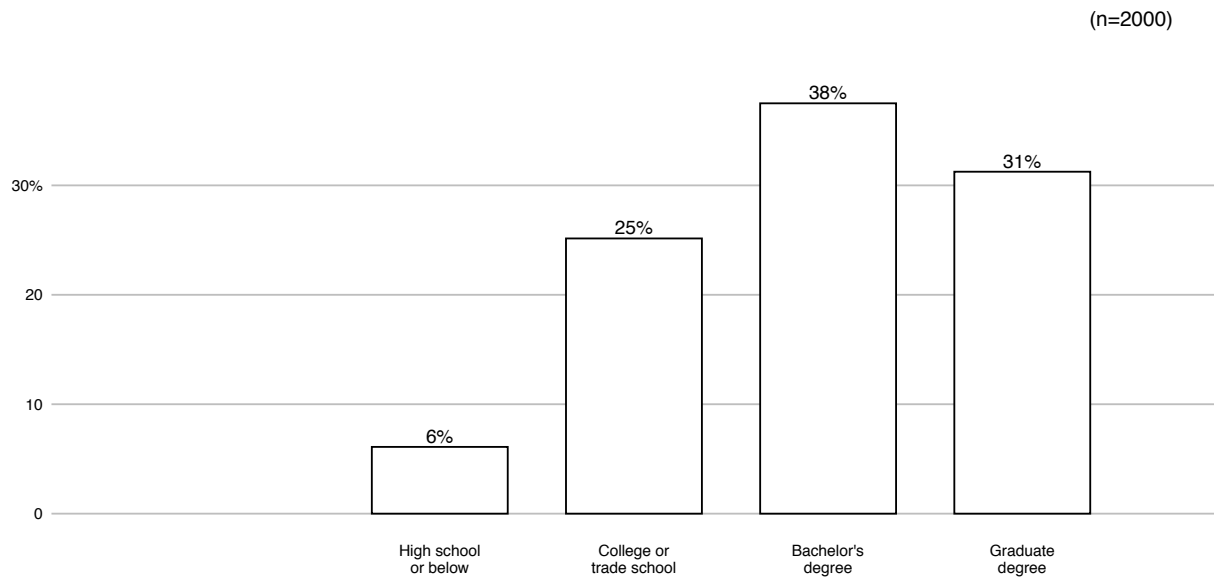
Age



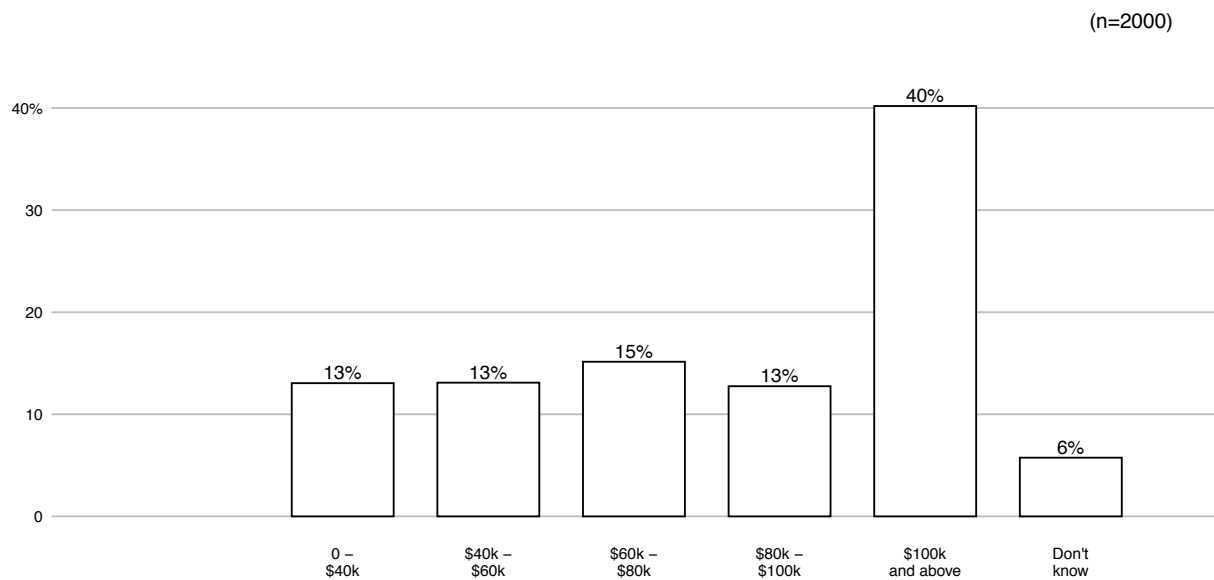
Gender



Education



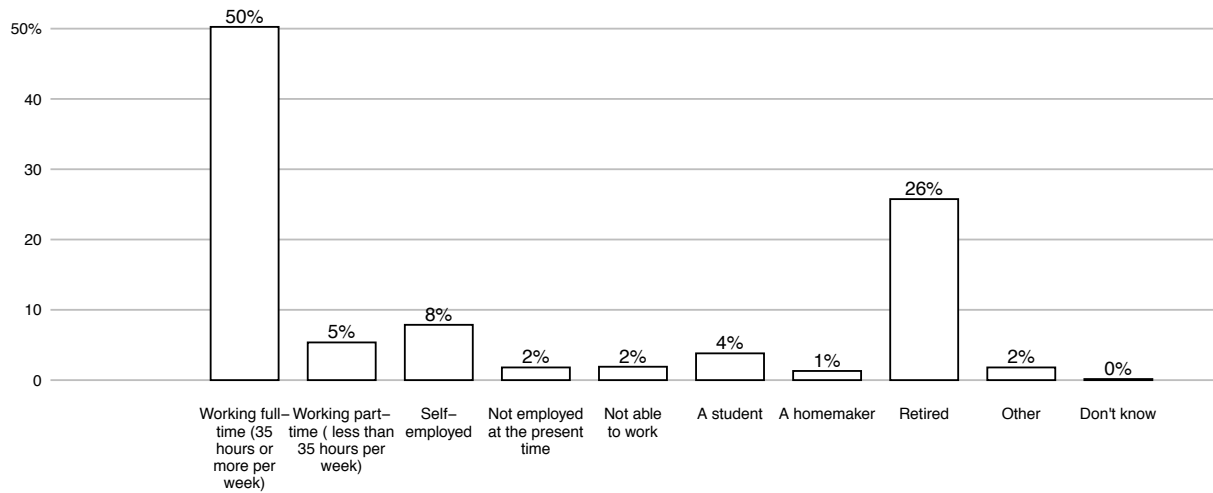
Household Income



Employment status

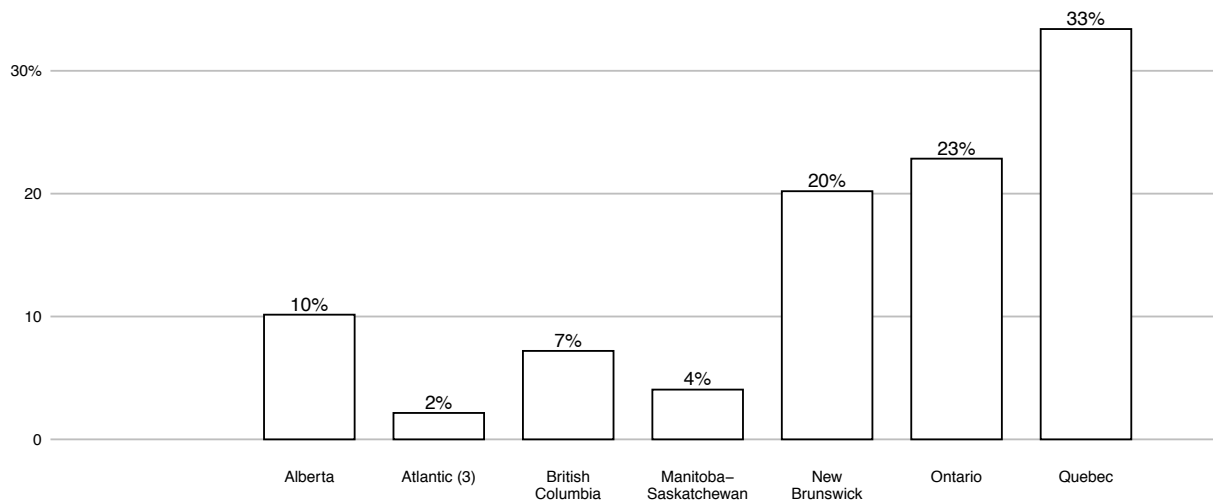
What is your current employment status? – Selected Choice

(n=1996)



Region

(n=2000)

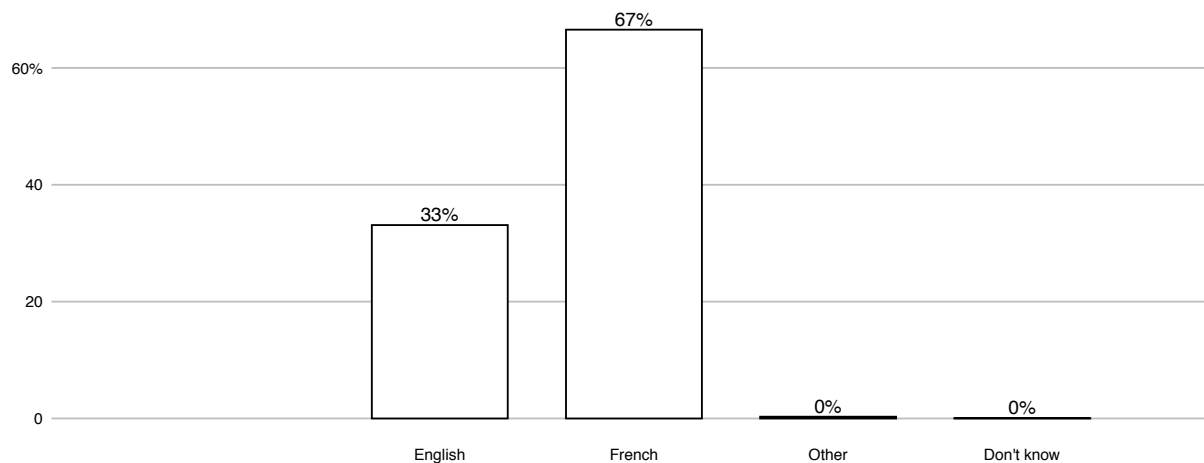


Linguistic Profile

Mother tongue

What is your MOTHER TONGUE, that is the first language that you learned and can still understand?

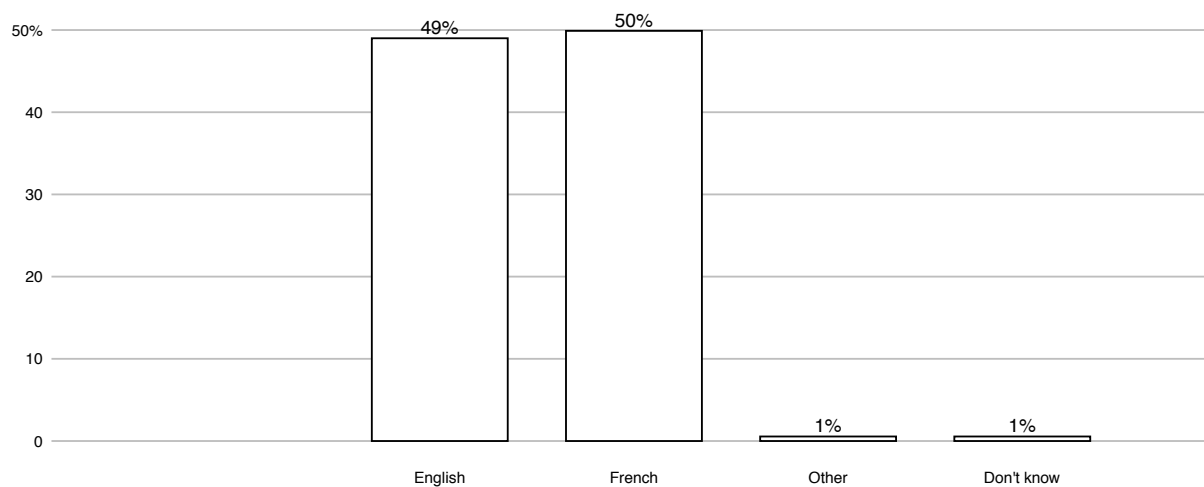
(n=2000)



Language of use at home

Which language do you speak MOST OFTEN at home?

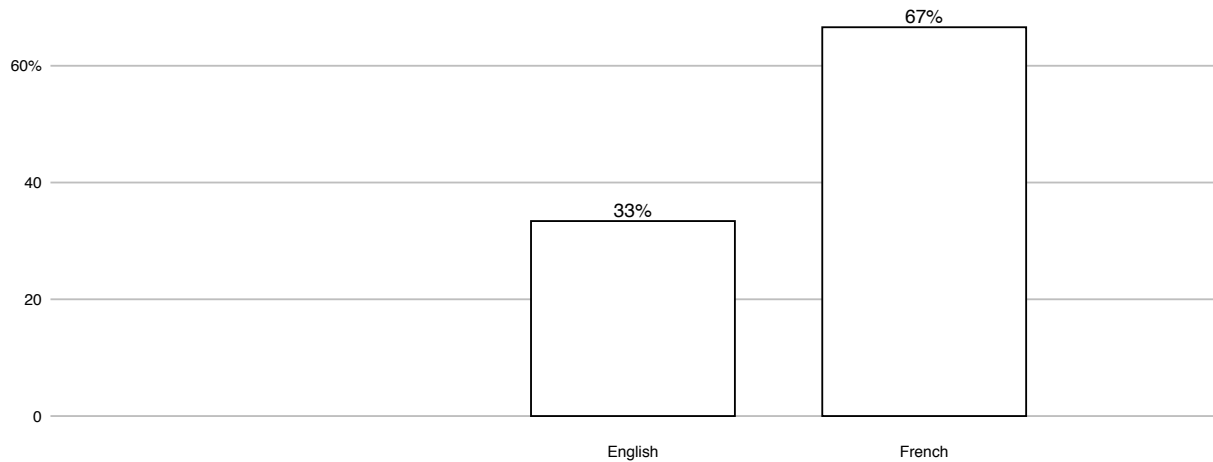
(n=2000)



Main official language

Regardless of the other languages you speak, which of the two languages English or French, do you consider your first official language or your main official language?

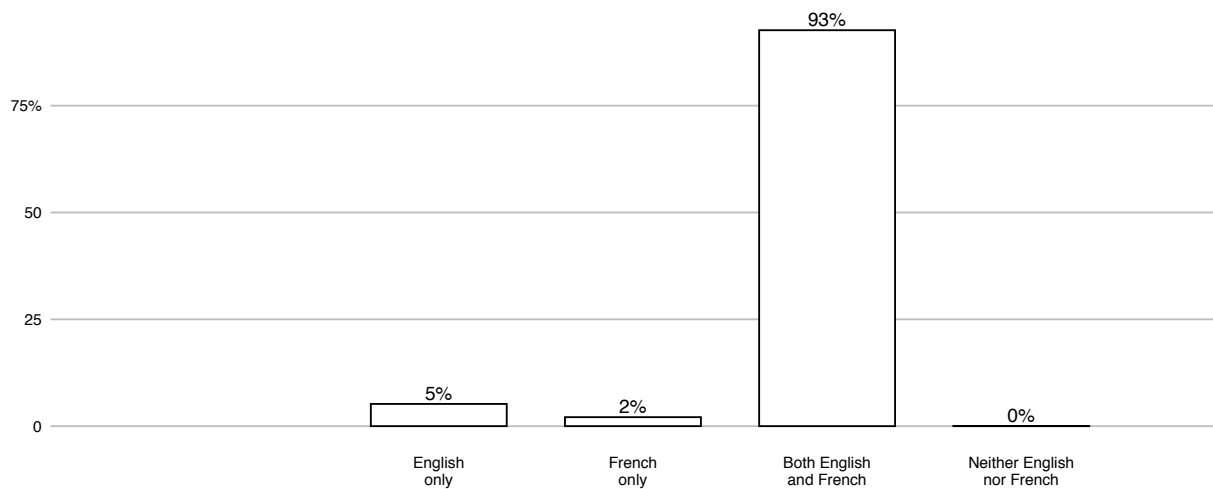
(n=2000)



Bilingualism

Do you speak English or French well enough to conduct a conversation?

(n=2000)

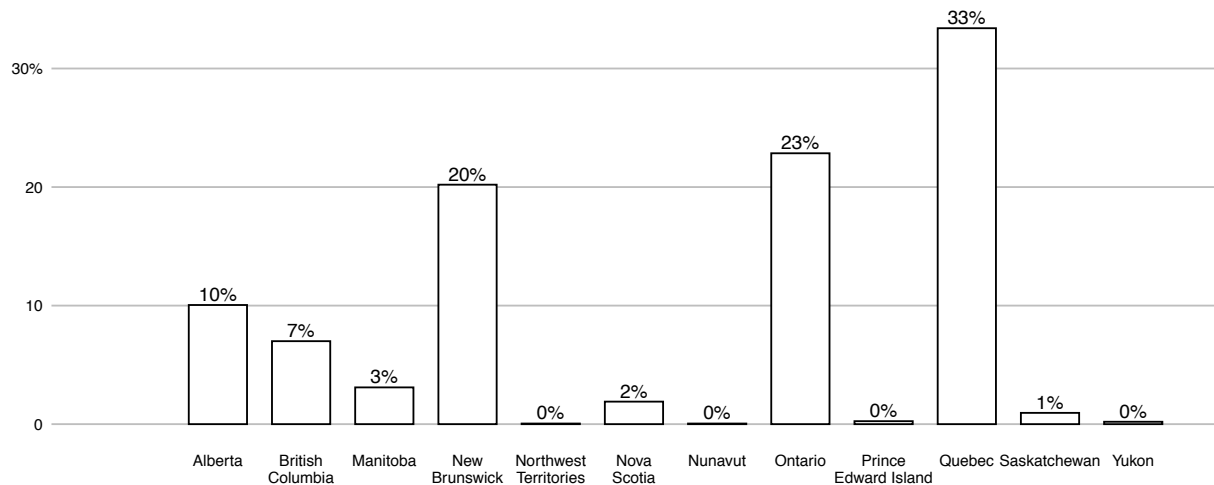


Other demographic information

Province of residence

In which province or territory do you currently reside?

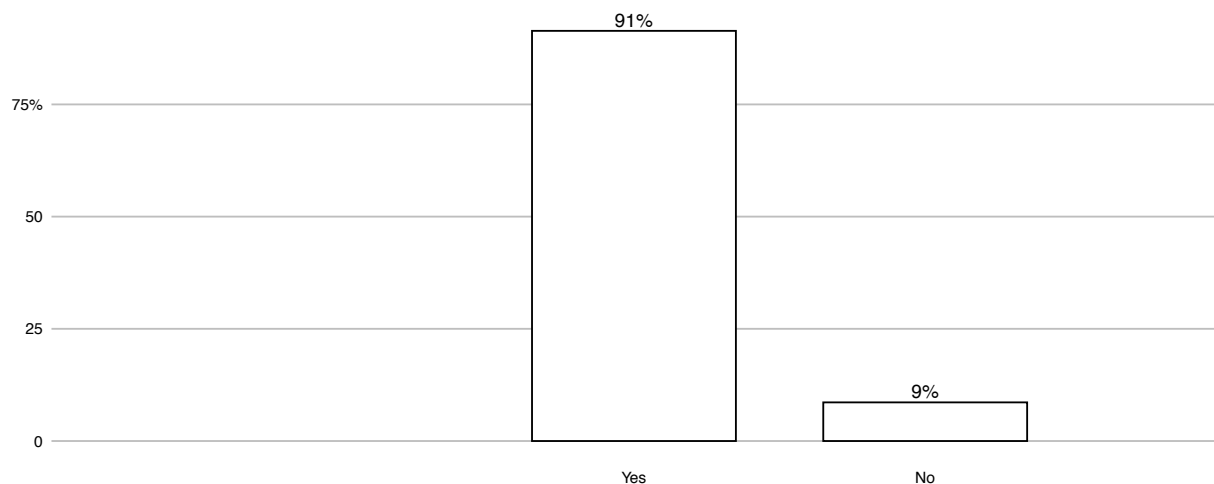
(n=2000)



Country of birth

Were you born in Canada?

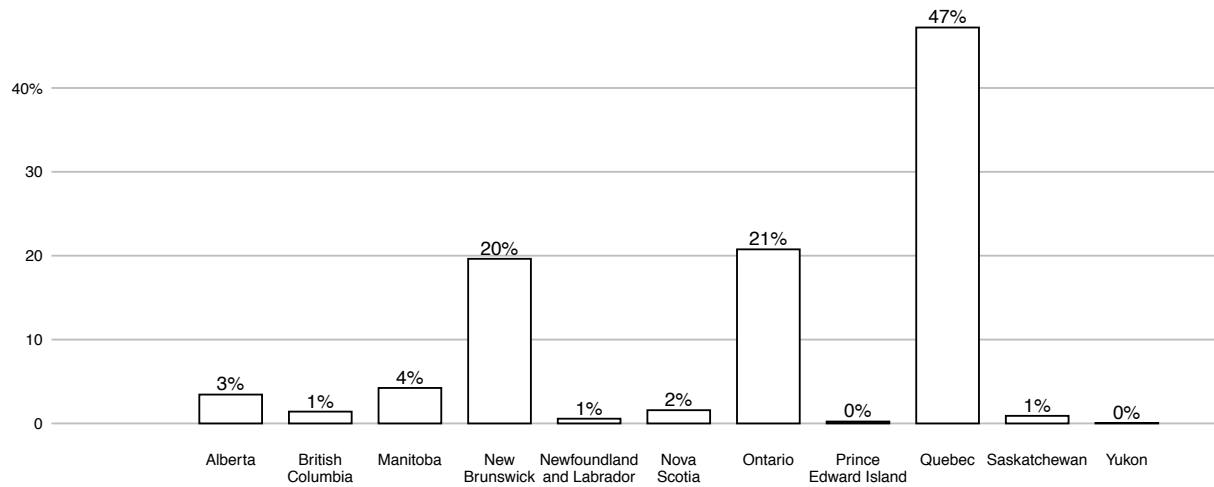
(n=1998)



Province of birth

In which province or territory were you born?

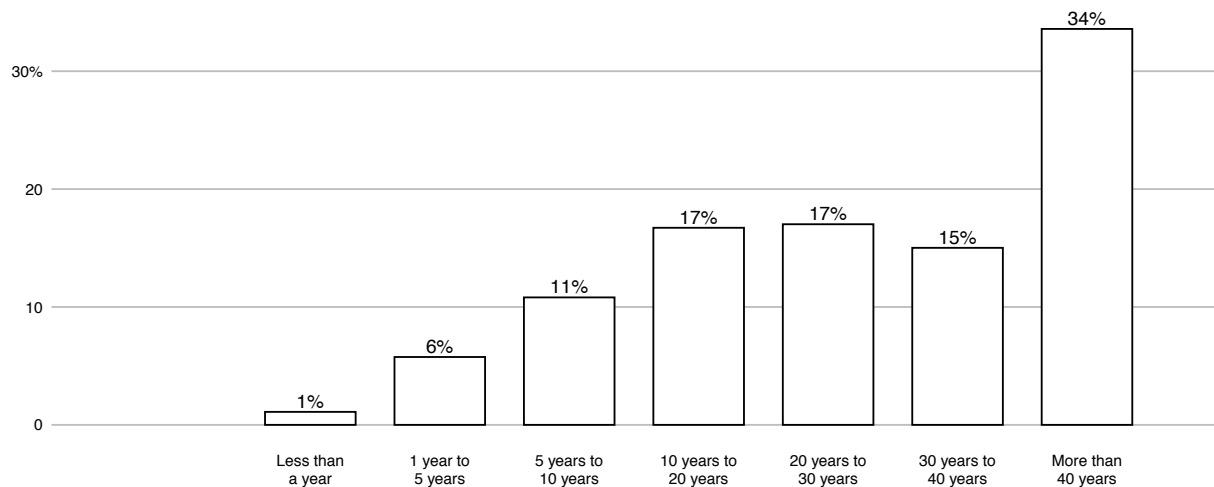
(n=1773)



Length of residence

How long have you lived in the province or territory in which you currently reside?

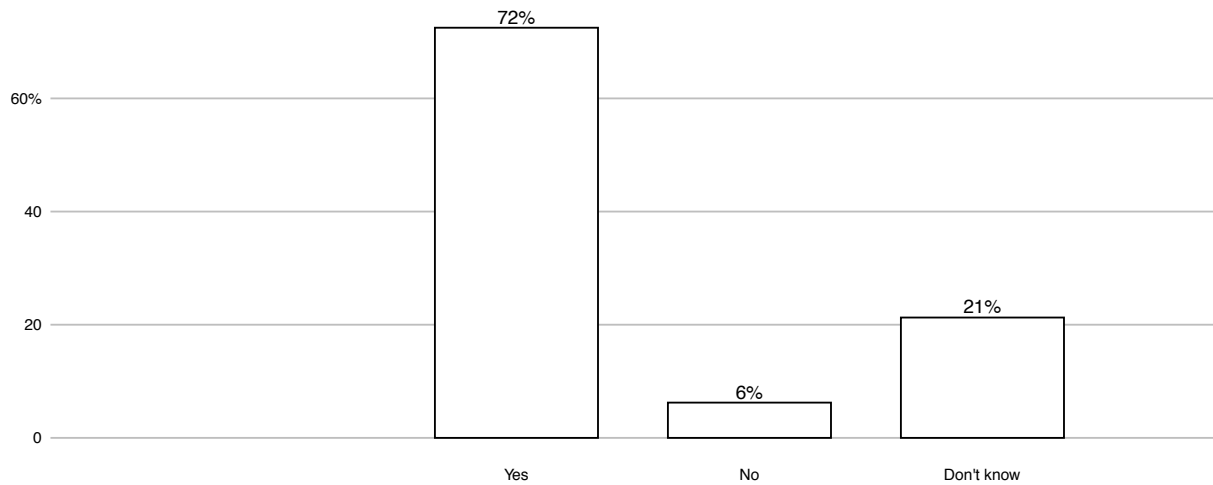
(n=1998)



Future residence

5 years from now, do you think that you will still be living in the same province?

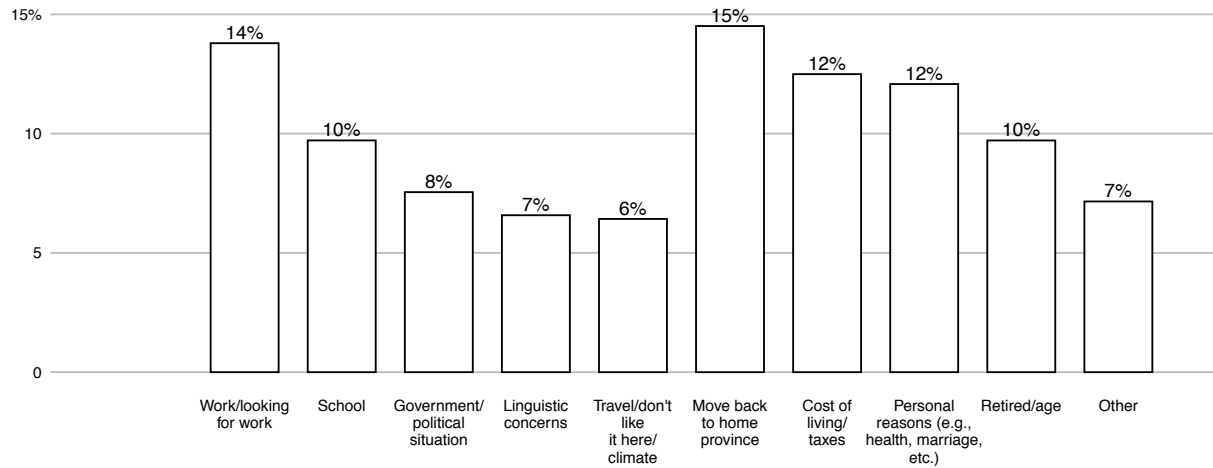
(n=2000)



Reason for moving

Why do you think you will not be living in the same province in 5 years' time? –
 Selected Choice

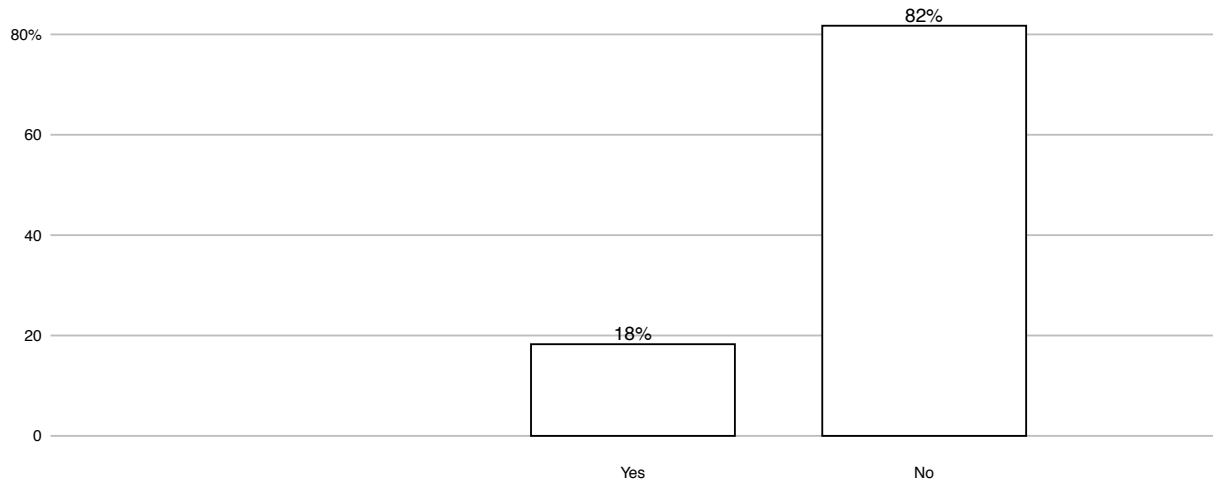
(n=152)



Children's schooling

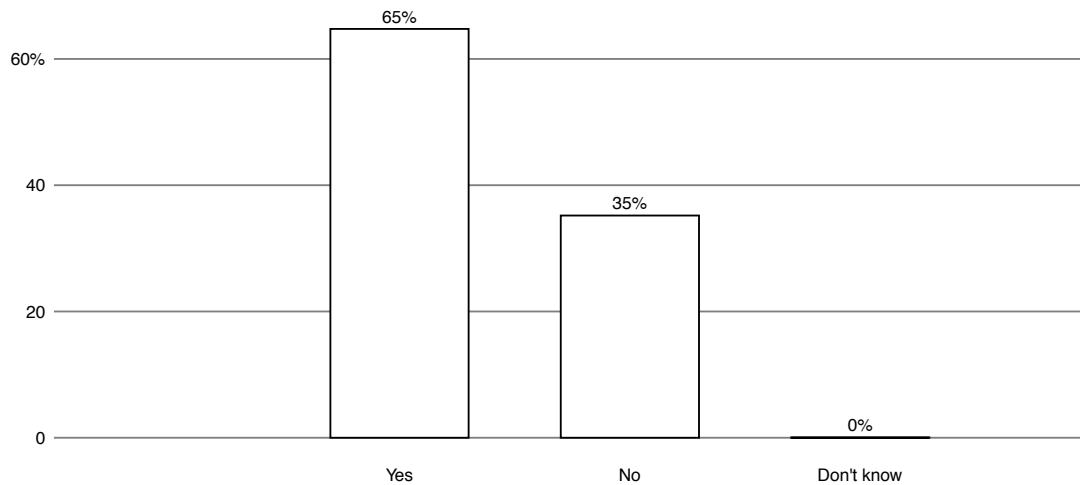
Do you have any children under the age of 18 living at home?

(n=1993)



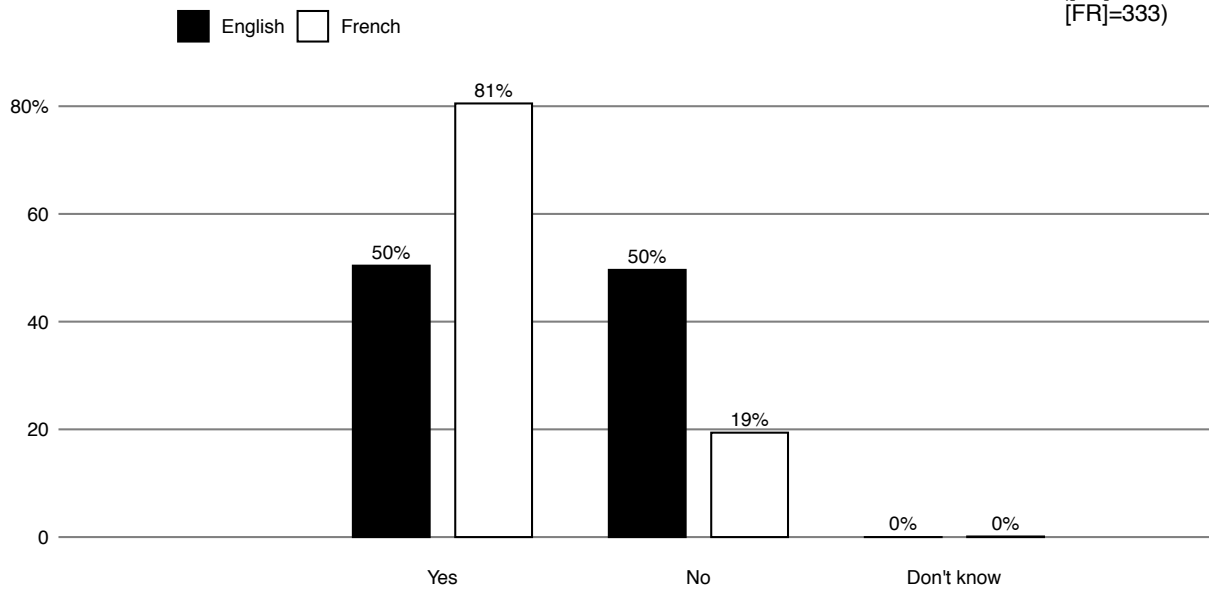
Are they attending an [English/French-]language primary or secondary school?

(n=490)



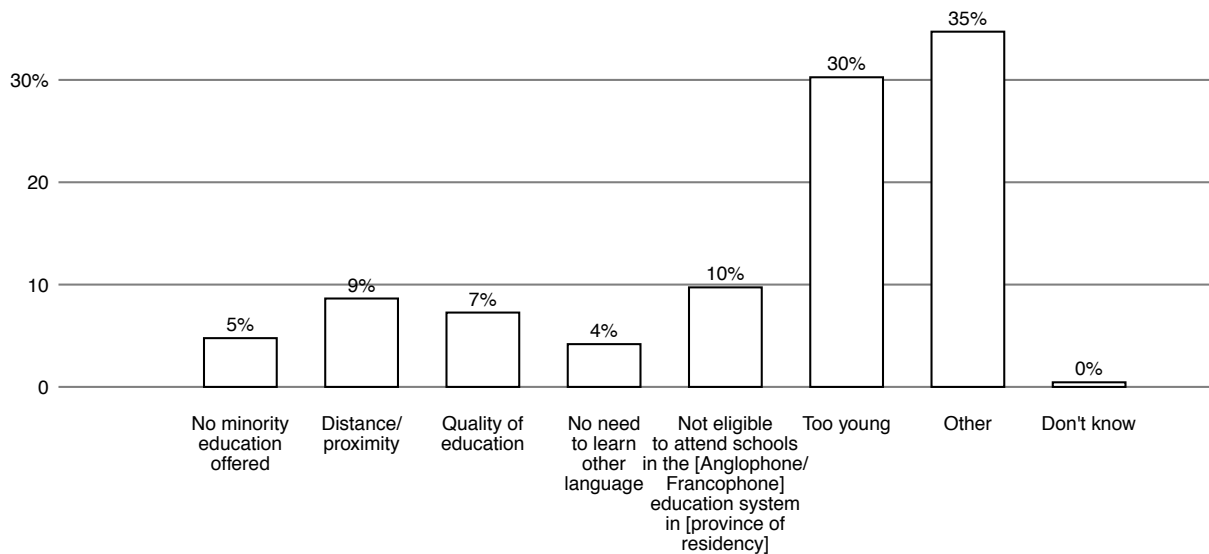
Are they attending an [English/French-]language primary or secondary school?

([En]=157;
[FR]=333)



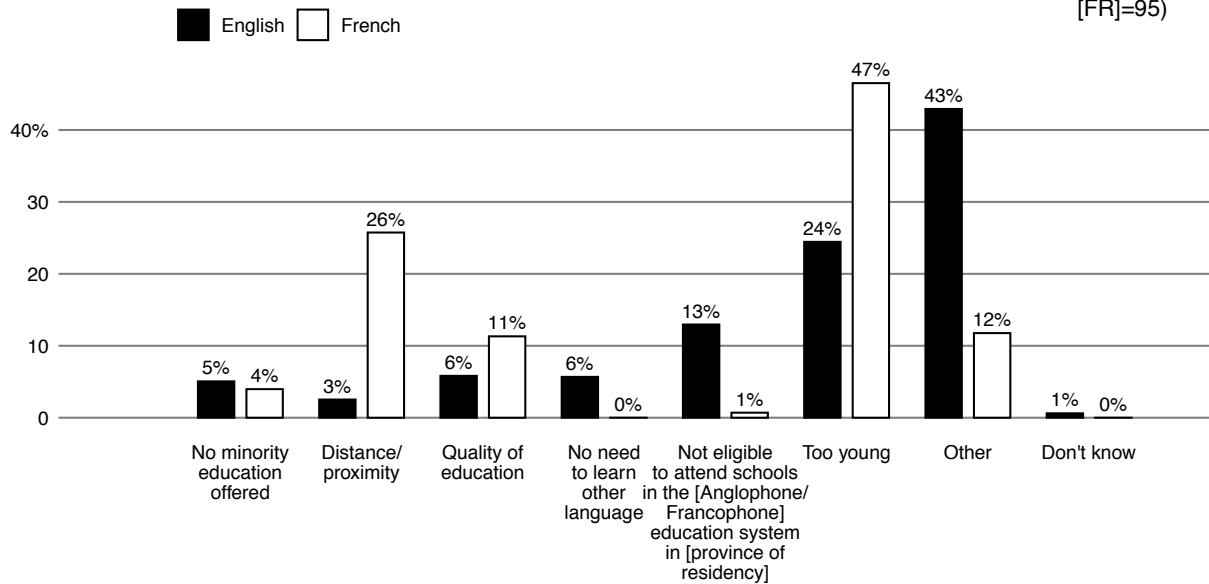
Why are they not attending an [English/French-]language school? – Selected Choice

(n=184)



Why are they not attending an [English/French-]language school? – Selected Choice

([En]=89;
 [FR]=95)



Detailed Results

In the following section, we give detailed results of all the questions contained in the survey, grouped thematically. We first present the overall results, followed by a breakdown by official languages. For items where the difference across language groups is such that an overall result would not be useful, we only analyze the comparison between Francophones living outside Quebec and English-speaking Quebecers.³

Use of official language in daily life

Francophones living outside Quebec and English-speaking Quebecers alike feel a strong sense of belonging toward their respective language communities (Figure 1); however, their lived experiences as a linguistic minority differ starkly.

75% of Francophones living outside Quebec and 71% of English-speaking Quebecers believe that using one's official language for daily life is important (Figure 6). However, whereas 72% of English-speaking Quebecers believe that it is possible in their regions to conduct their daily activities using English, only 54% of Francophones living outside Quebec believe this to be the case with regard to their experiences of living in French in their regions (Figure 4). English-speaking Quebecers (66%) are also more likely than Francophones living outside Quebec (59%) to believe that their ability to use their official language for daily life will remain unchanged even after five years (Figure 8).

When asked about the main language they use for volunteering, 58% of English-speaking Quebecers reported using English exclusively. In contrast, only 37% of Francophones living outside Quebec say they use French, and the rest use either English (39%) or both languages equally (23%) (Figure 10).

It should be noted that while Francophones living outside Quebec tend to have a harder time conducting their daily activities in their official language, they (44%) are twice as likely to believe that the state of their community has improved in the last twenty years, compared to English-speaking Quebecers (19%) (Figure 12).

³ To make the interpretation of results easier, the report omits non-responses. The proportion of non-response by question can be found in the cross-tabulations available under a separate cover.

Figure 1

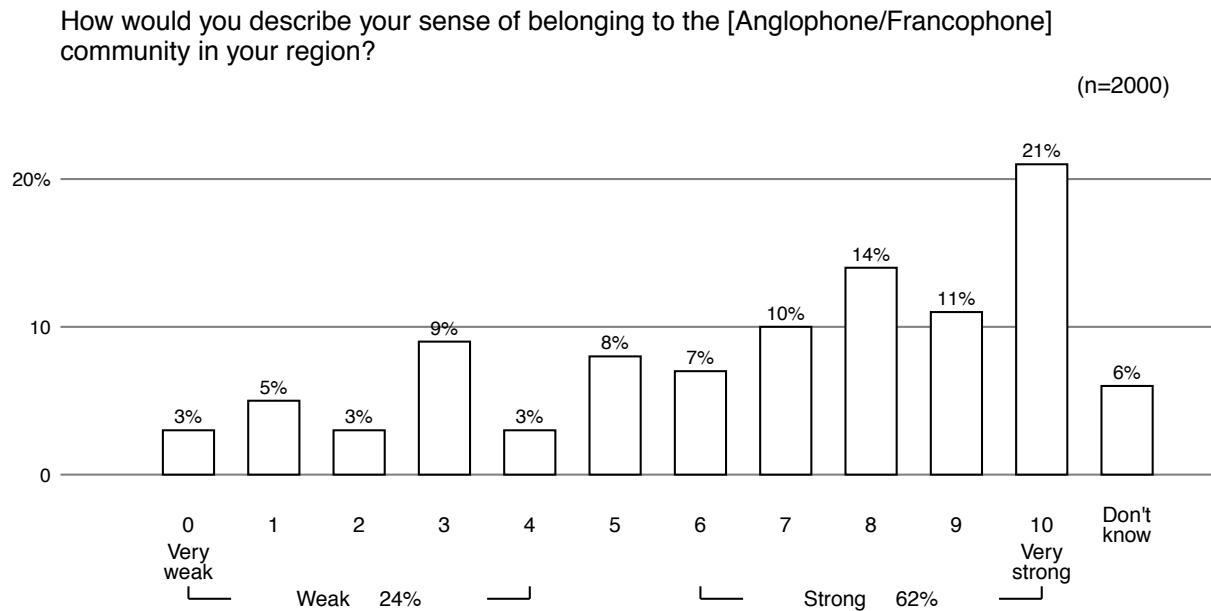


Figure 2

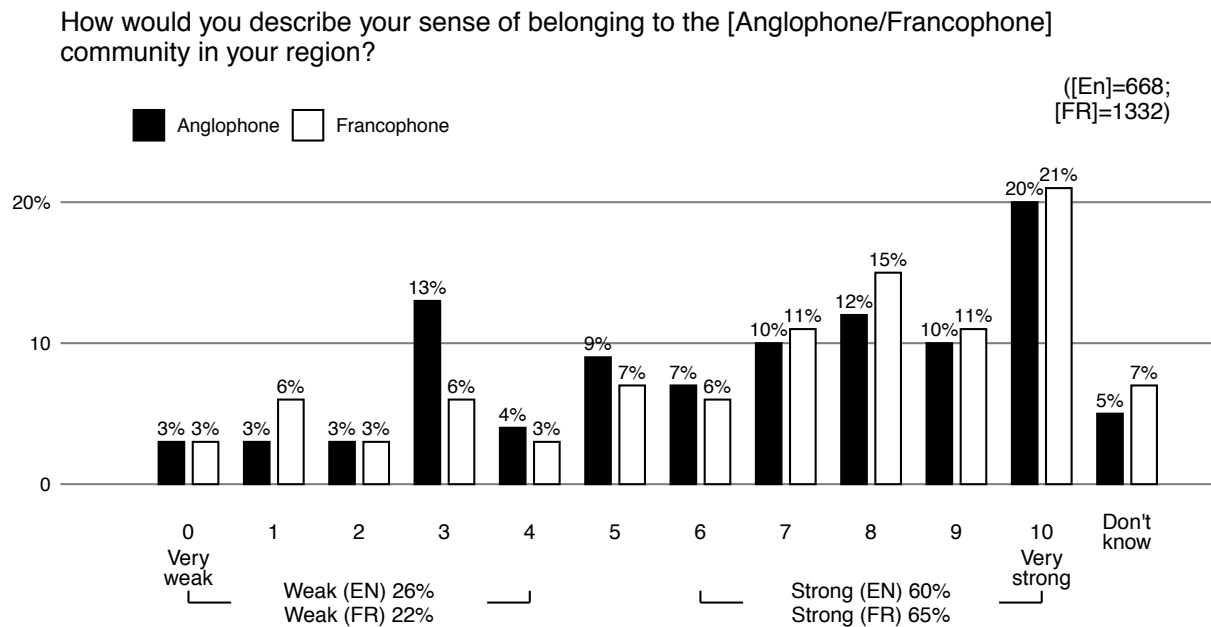


Figure 3

Is it possible for you to live in [English/French] in your region, that is anywhere within an hour drive from your home? By ...live,... we mean participate in such activities as practicing sports, attending social events or shopping.

(n=1994)

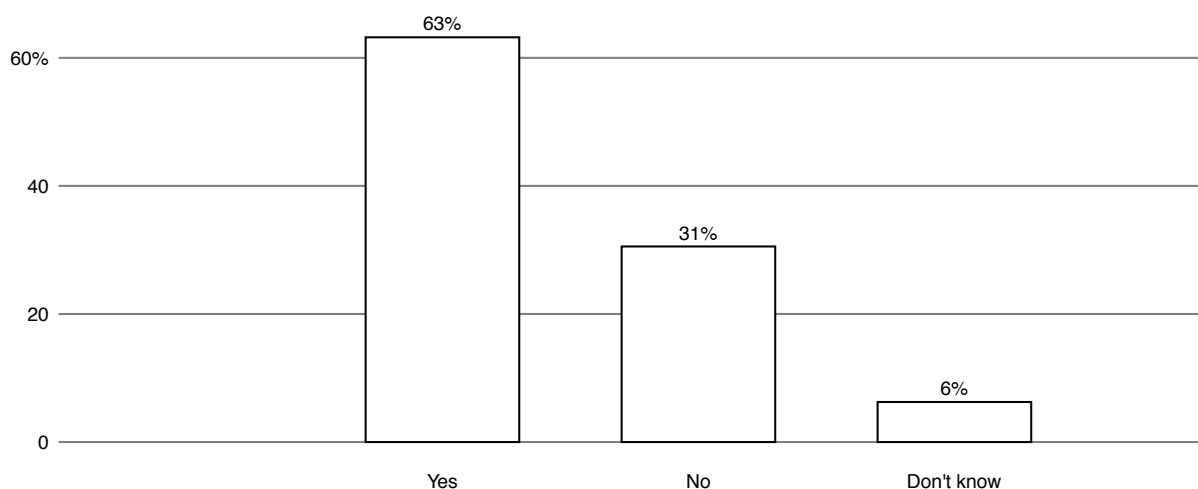


Figure 4

Is it possible for you to live in [English/French] in your region, that is anywhere within an hour drive from your home? By ...live,... we mean participate in such activities as practicing sports, attending social events or shopping.

([En]=667;
[FR]=1327)

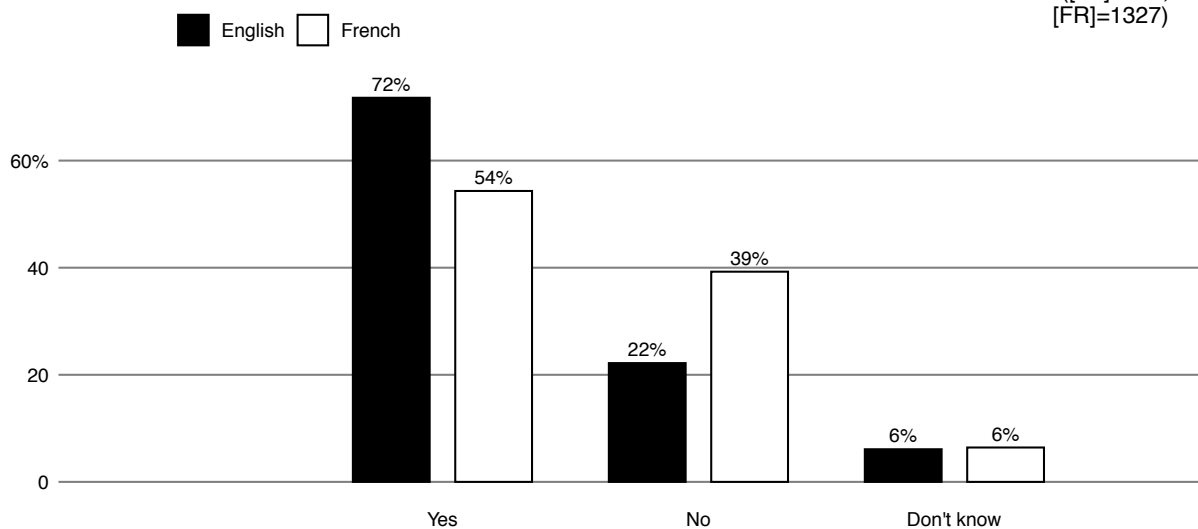


Figure 5

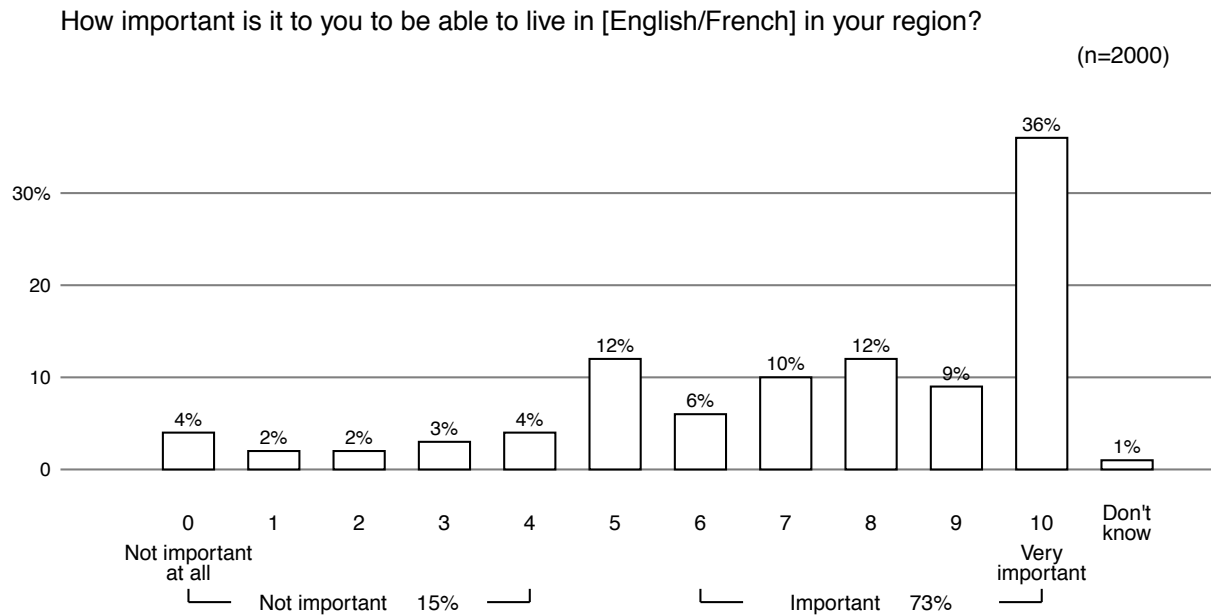


Figure 6

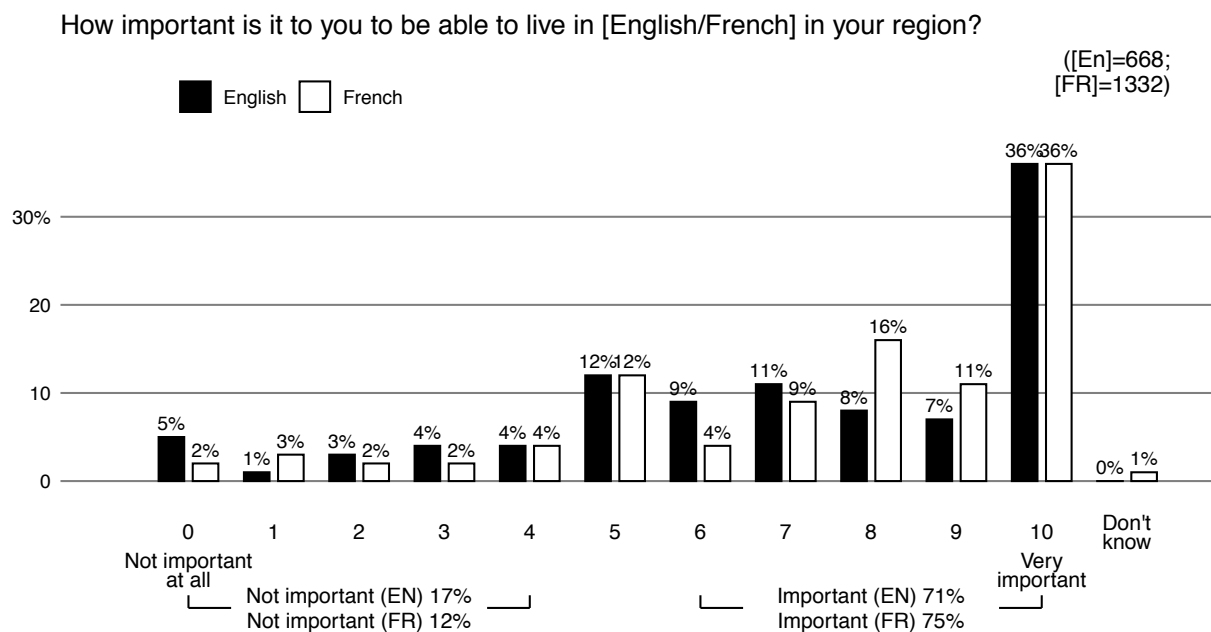


Figure 7

Again, just thinking of your region, how would you rate your capacity to live in [English/French] in 5 years' time? Will it be...

(n=1994)

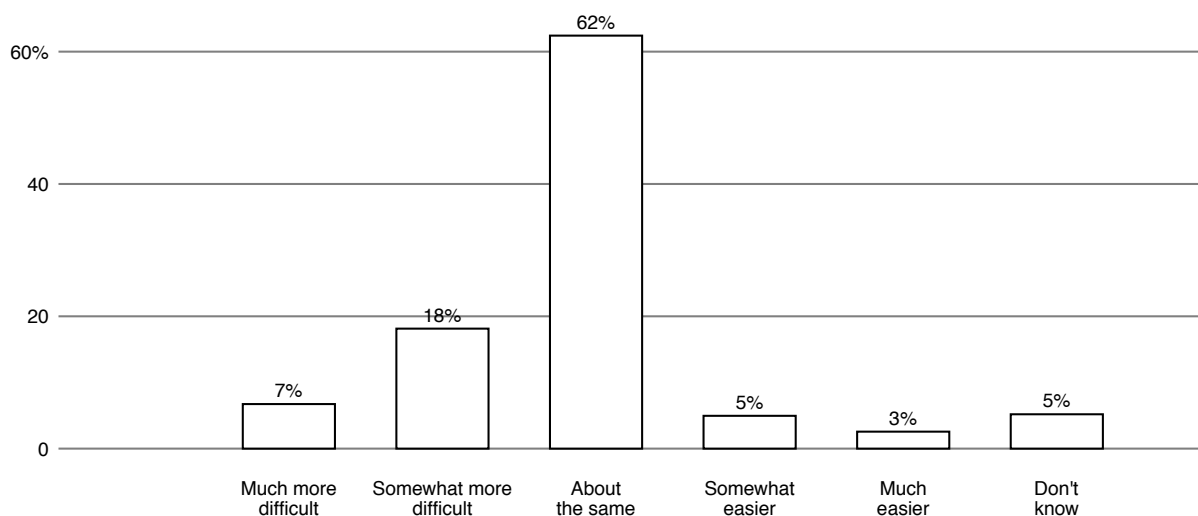


Figure 8

Again, just thinking of your region, how would you rate your capacity to live in [English/French] in 5 years' time? Will it be...

([En]=667;
[FR]=1327)

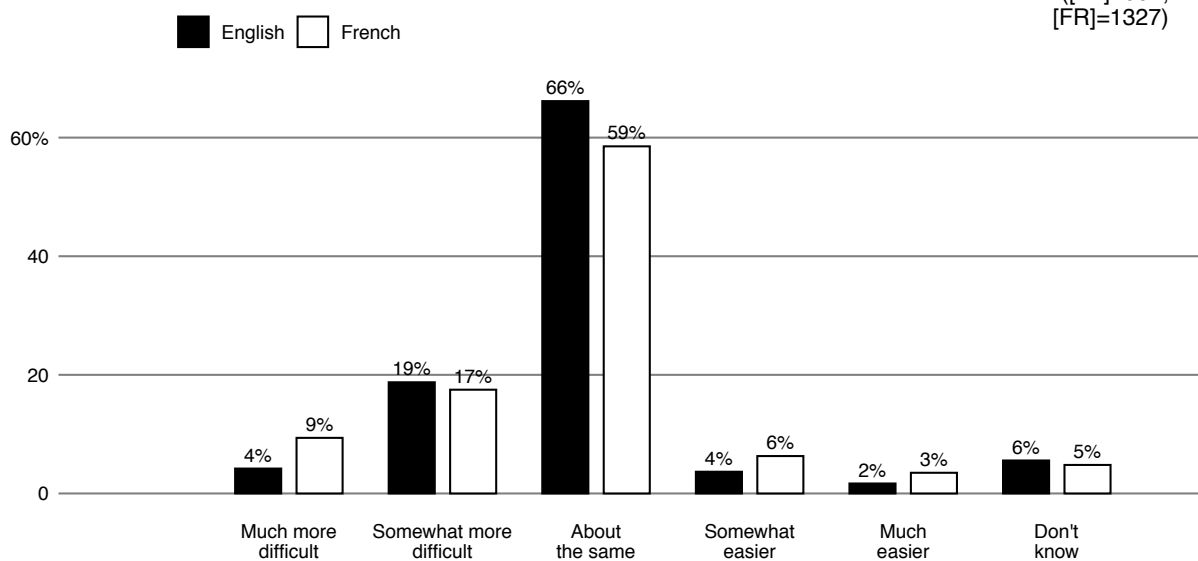


Figure 9

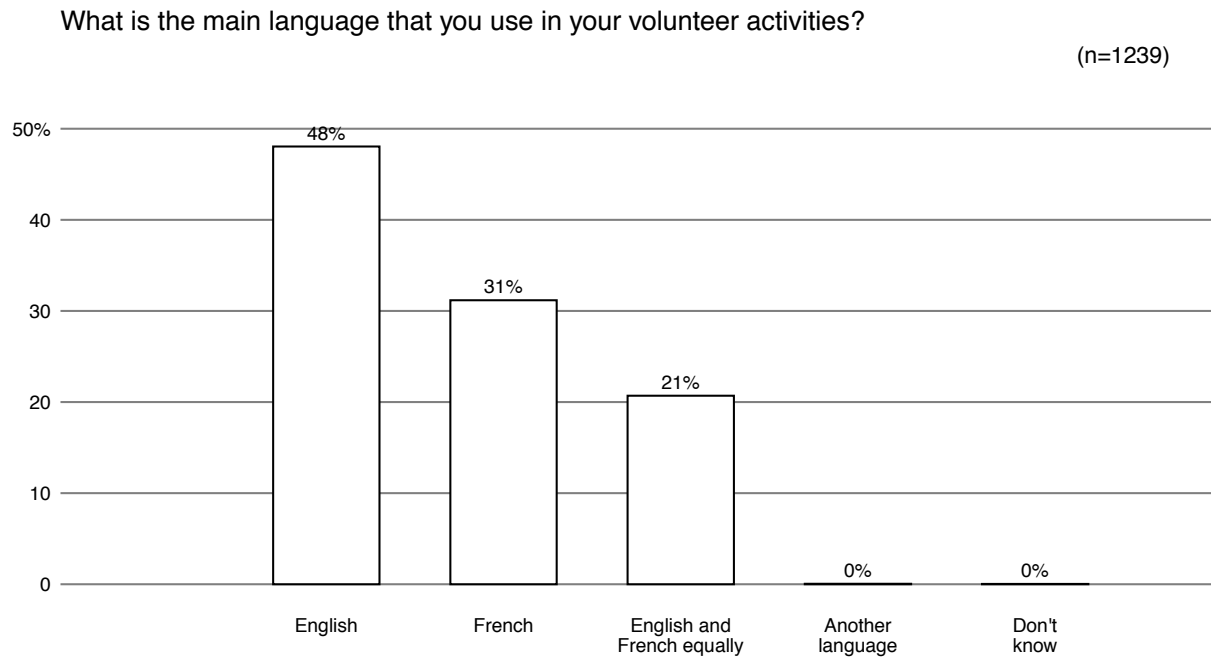


Figure 10

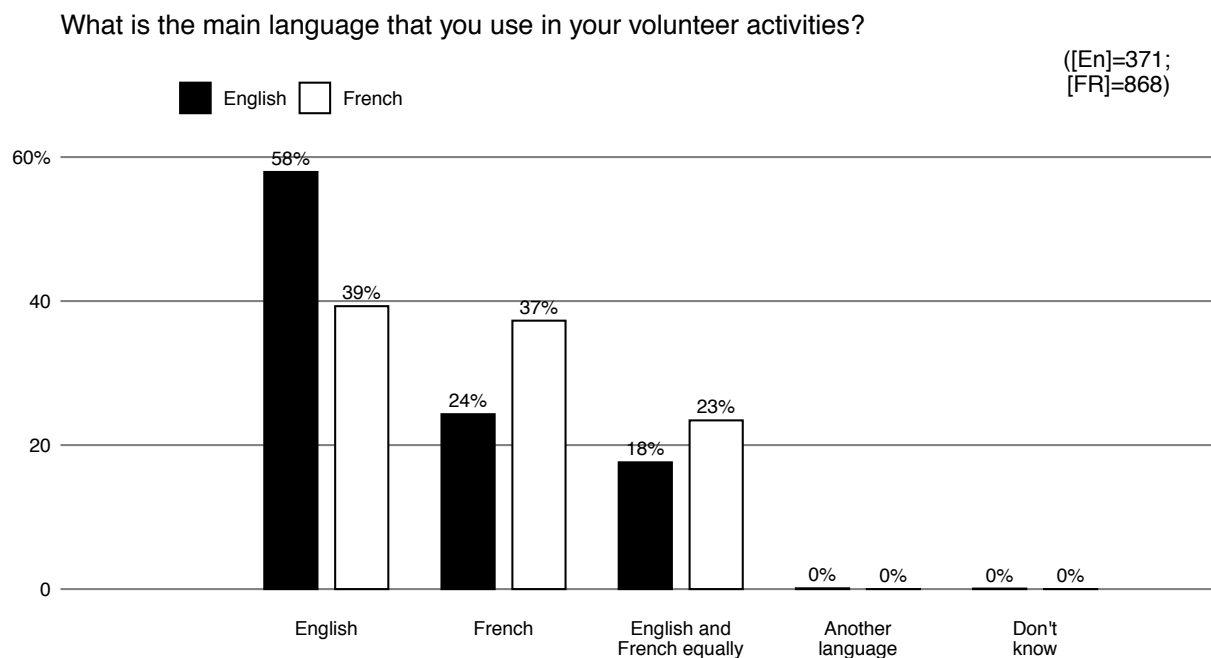


Figure 11

The state of my linguistic community has improved in the past 20 years.

(n=2000)

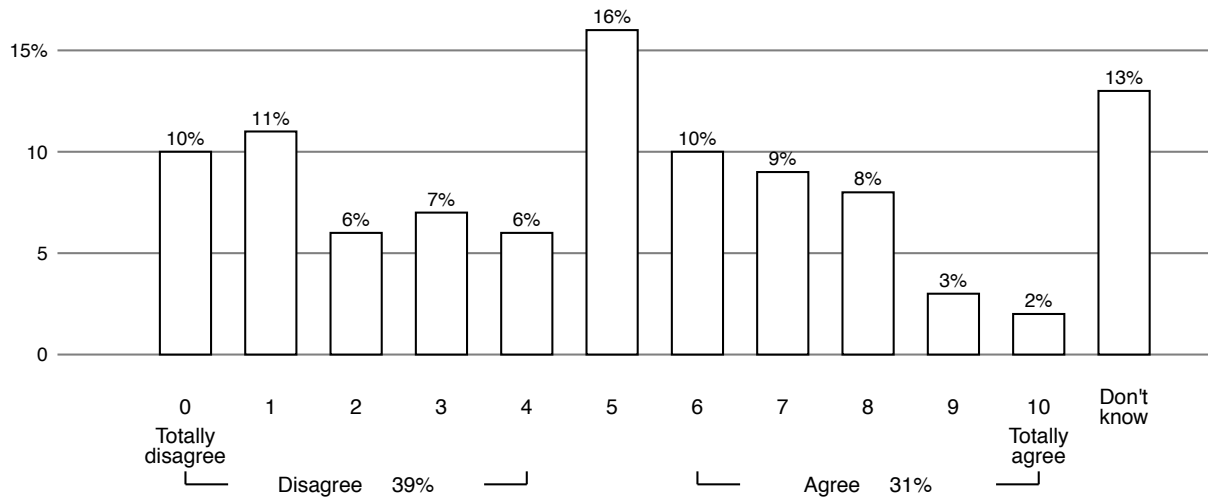
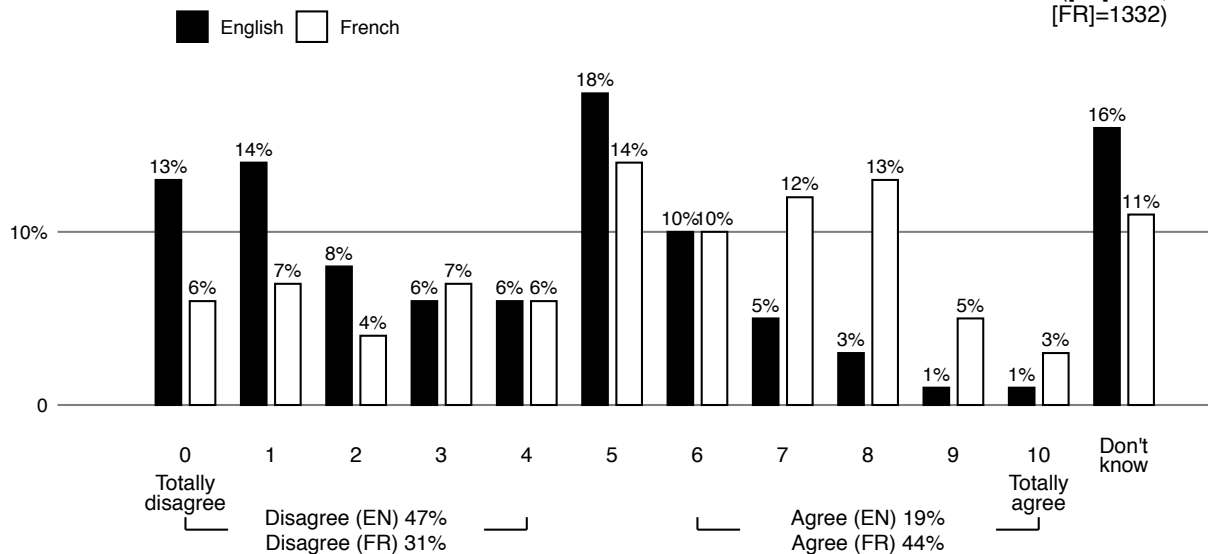


Figure 12

The state of my linguistic community has improved in the past 20 years.

([En]=668;
 [FR]=1332)



Future perspectives

Compared to their Anglophone counterparts, Francophones living outside Quebec tend to have a more positive outlook on the future use and status of their official language. While Francophones living outside Quebec and English-speaking Quebecers generally agree that the future of their linguistic communities is important to them, there is a much higher number of Francophones living outside Quebec (90%) than of English-speaking Quebecers (79%), who agree with this proposition (Figure 18).

English-speaking Quebecers are also noticeably split when it comes to their level of confidence in the long-term strength of their community, with 34% believing that the community will remain strong and 41% believing that it will not. Meanwhile, more than half of Francophones living outside Quebec (53%) are confident in their linguistic community's ability to remain strong over time (Figure 14). And whereas 42% of Francophones living outside Quebec are confident that their language community will be able to keep young people in the region, only 29% of English-speaking Quebecers can say the same (Figure 16).

The Francophone community presented results that highlighted more positive outlook on the future use and status of their official language. For example, almost two-thirds of Francophones (65%) are committed to transmitting their language and culture to the next generation, compared to only 56% of English-speaking Quebecers (Figure 22). There are also noticeably more Francophones living outside Quebec (88%) than English-speaking Quebecers (62%), who feel personally responsible for ensuring the continuance of their language and culture (Figure 20). Francophones living outside Quebec tend to harbour a stronger sense of obligation towards their community, arguably because they are concerned about the status of the French language in Canada. Over 72% of Francophones living outside Quebec believe that the future of the French language is threatened in this country (Figure 24).

It should be noted that while minority Francophones living outside Quebec tend to have a more positive outlook on the *general* future of their community, a plurality of Francophones living outside Quebec (39%), as well as half of English-speaking Quebecers, do not believe that their community will be strong and more stable two decades from now (Figure 26).

Figure 13

The capacity of the [Anglophone/Francophone] community in your region to remain strong in the future?

(n=2000)

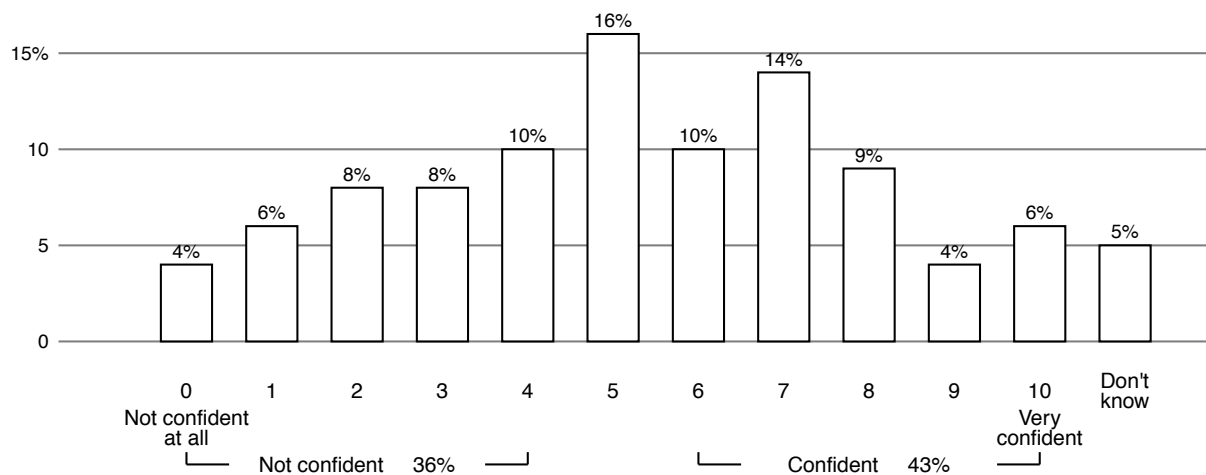


Figure 14

The capacity of the [Anglophone/Francophone] community in your region to remain strong in the future?

([En]=668;
 [FR]=1332)

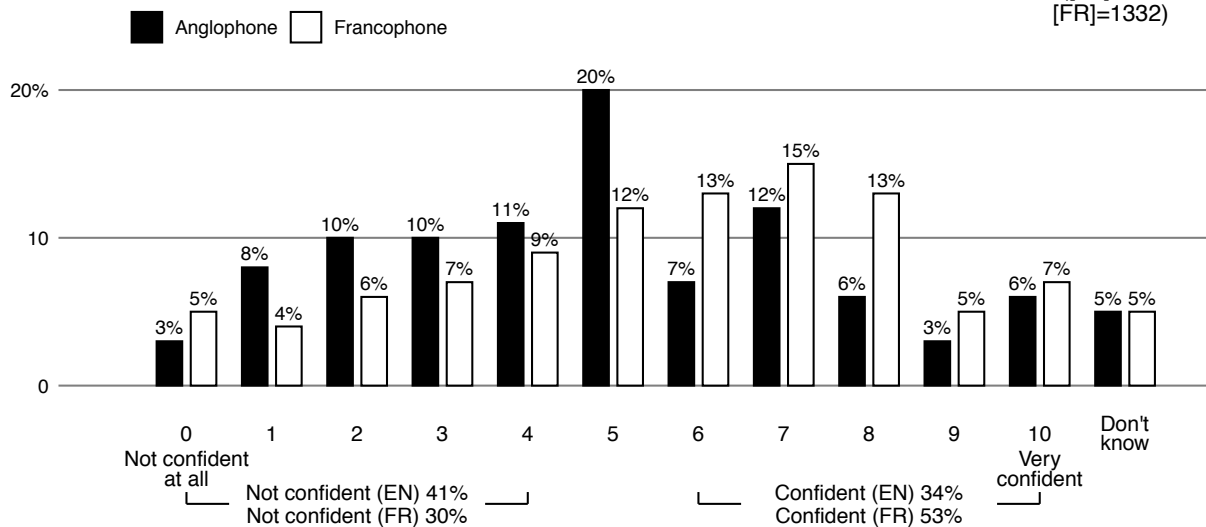


Figure 15

The ability of the [Anglophone/Francophone] community to keep young people in the region?

(n=2000)

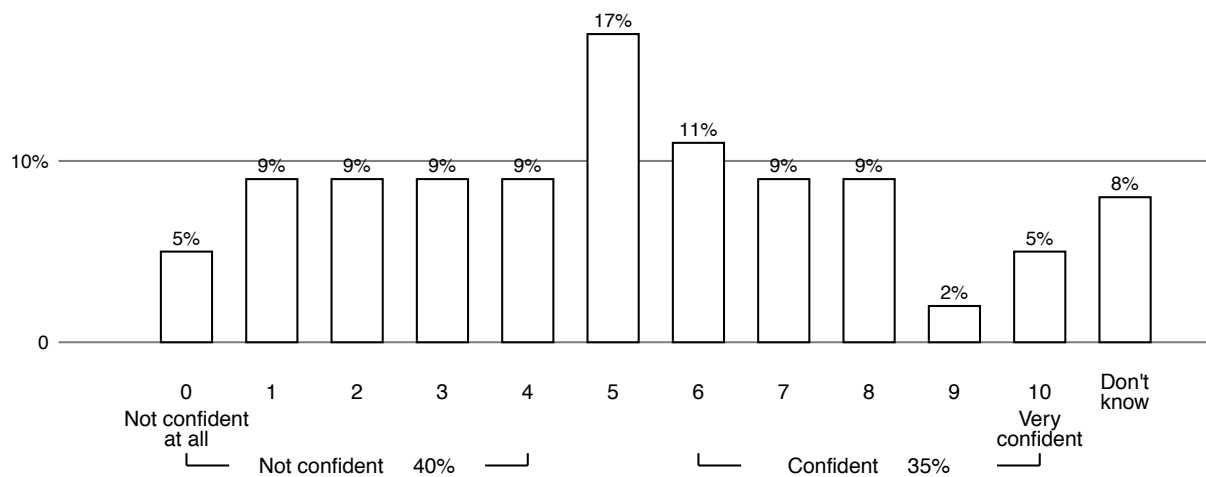


Figure 16

The ability of the [Anglophone/Francophone] community to keep young people in the region?

([En]=668;
[FR]=1332)

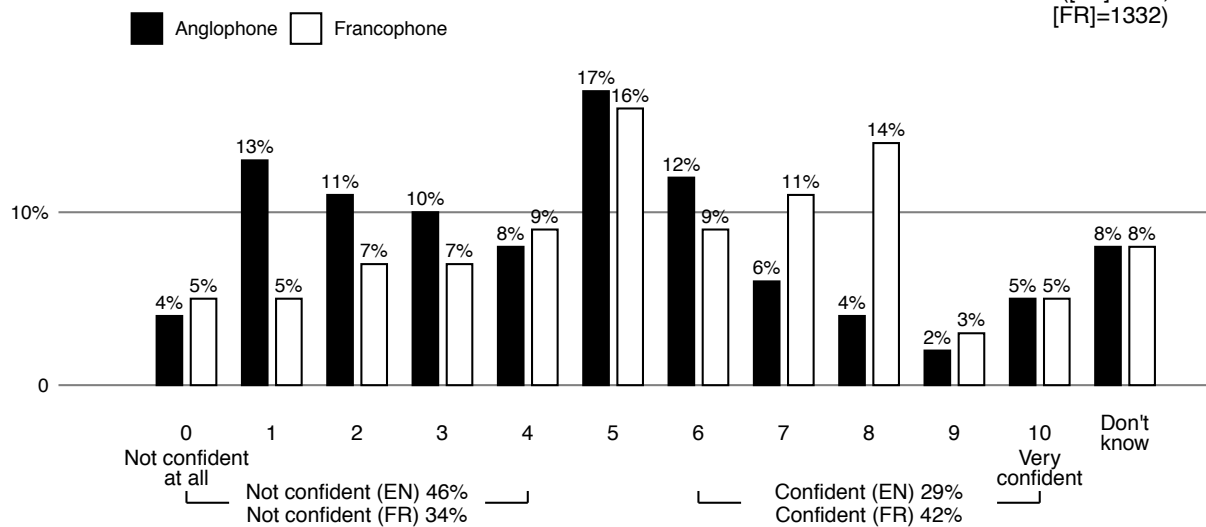


Figure 17

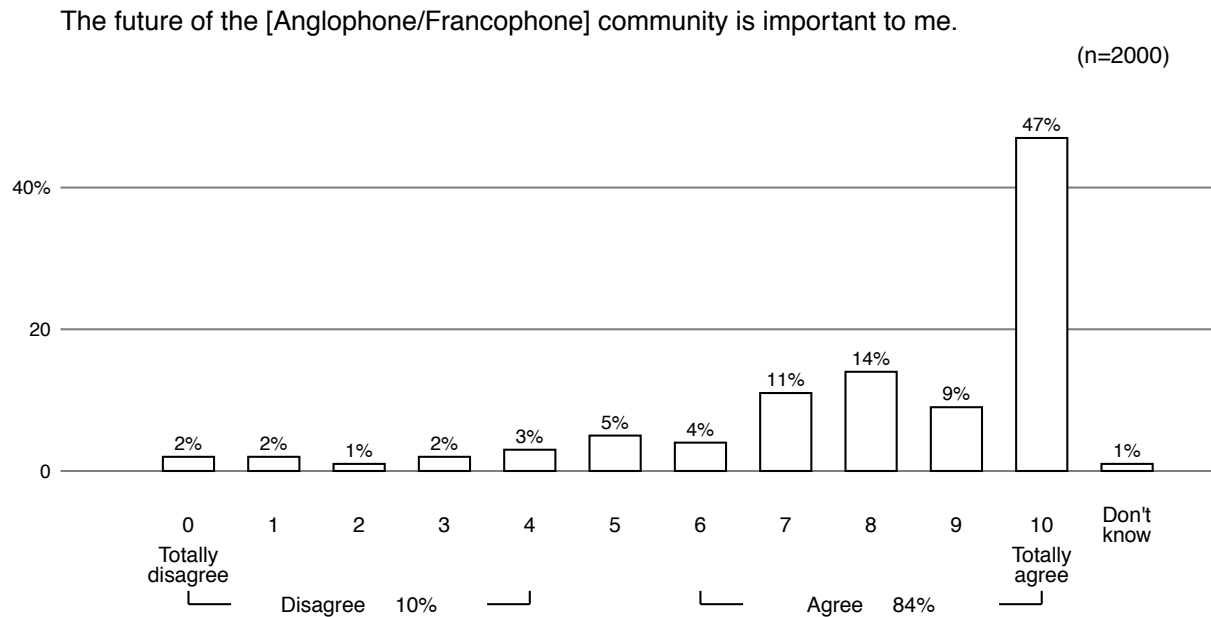


Figure 18

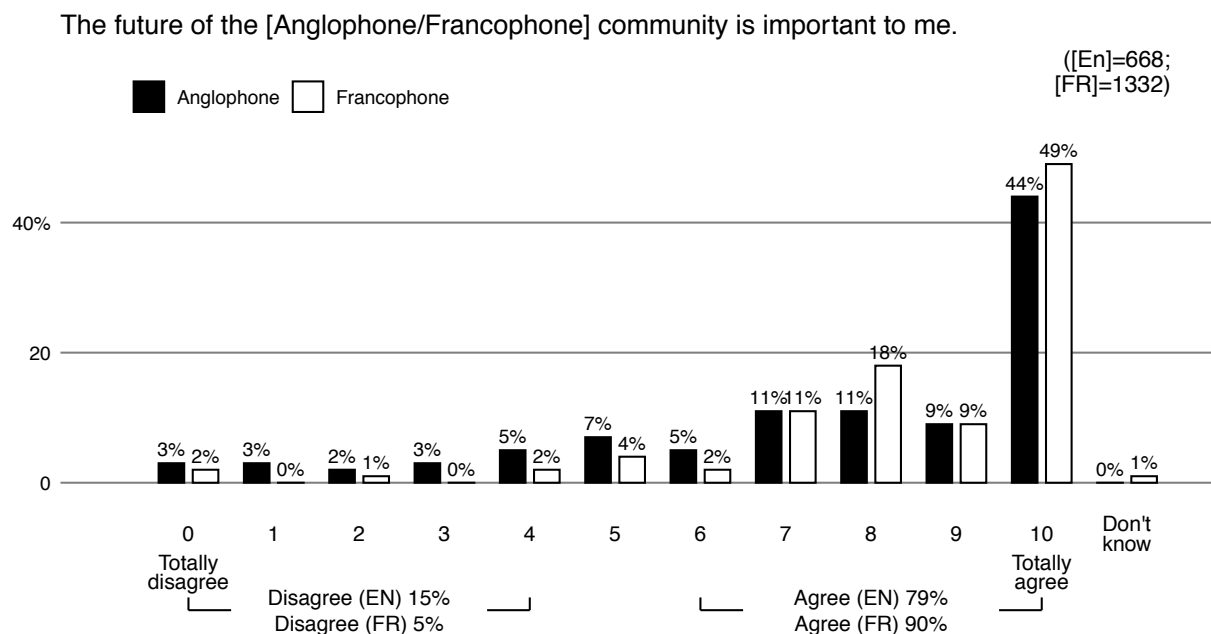


Figure 19

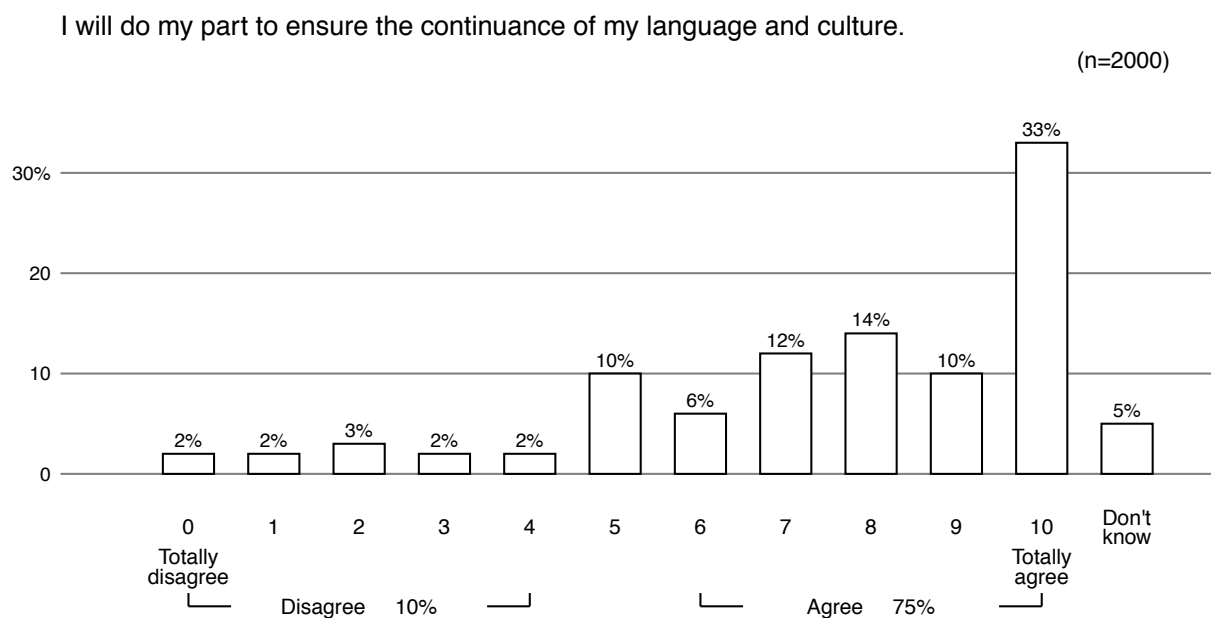


Figure 20

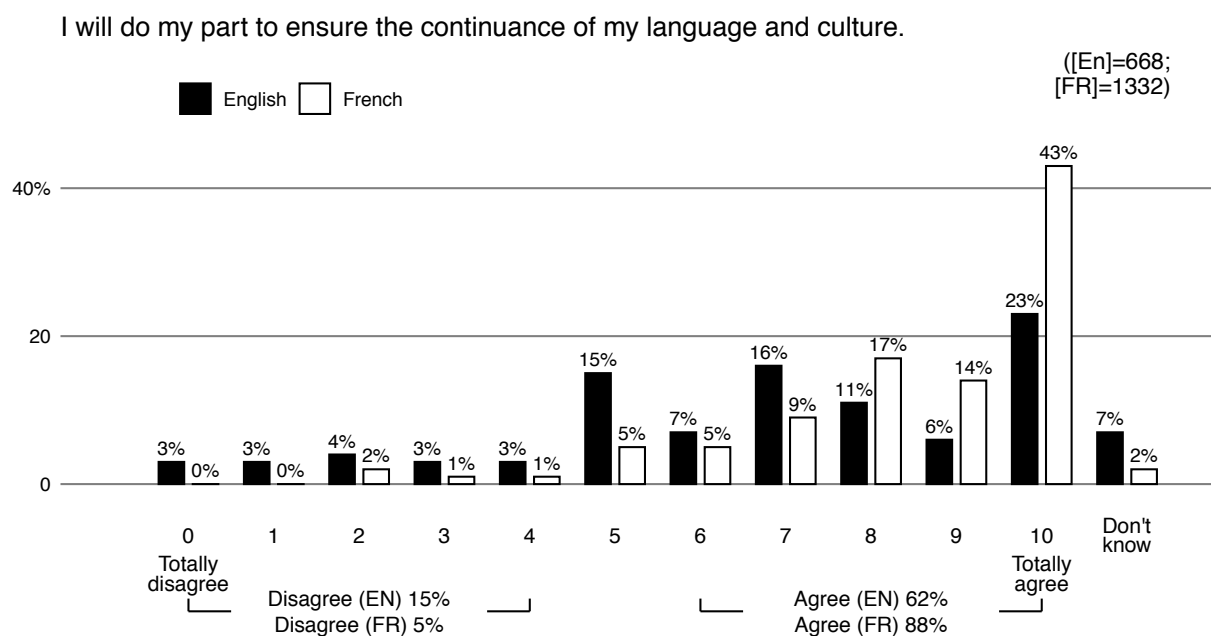


Figure 21

My generation is committed to transmitting our language and culture to the next generation.

(n=2000)

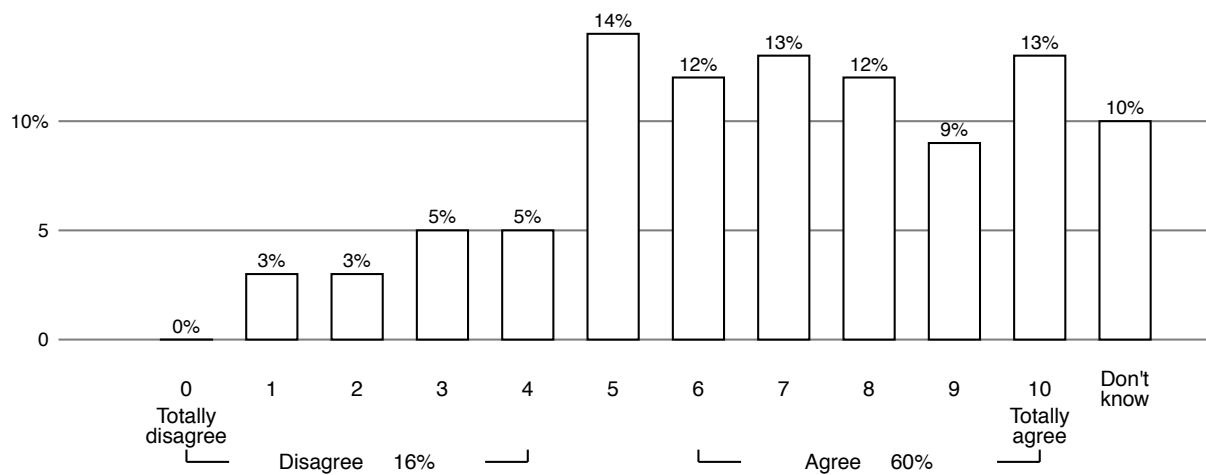


Figure 22

My generation is committed to transmitting our language and culture to the next generation.

([En]=668;
[FR]=1332)

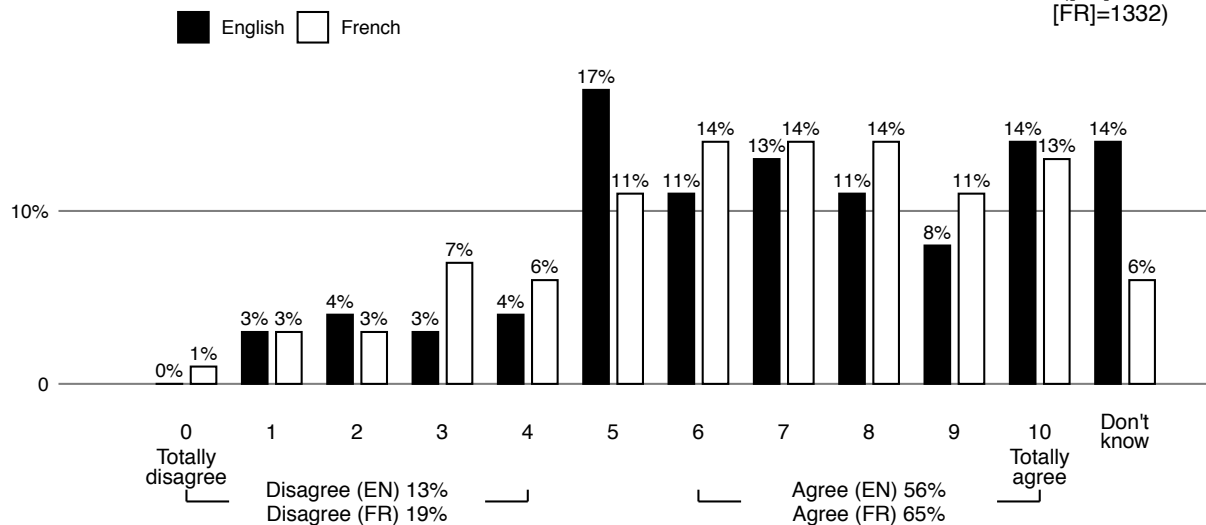


Figure 23

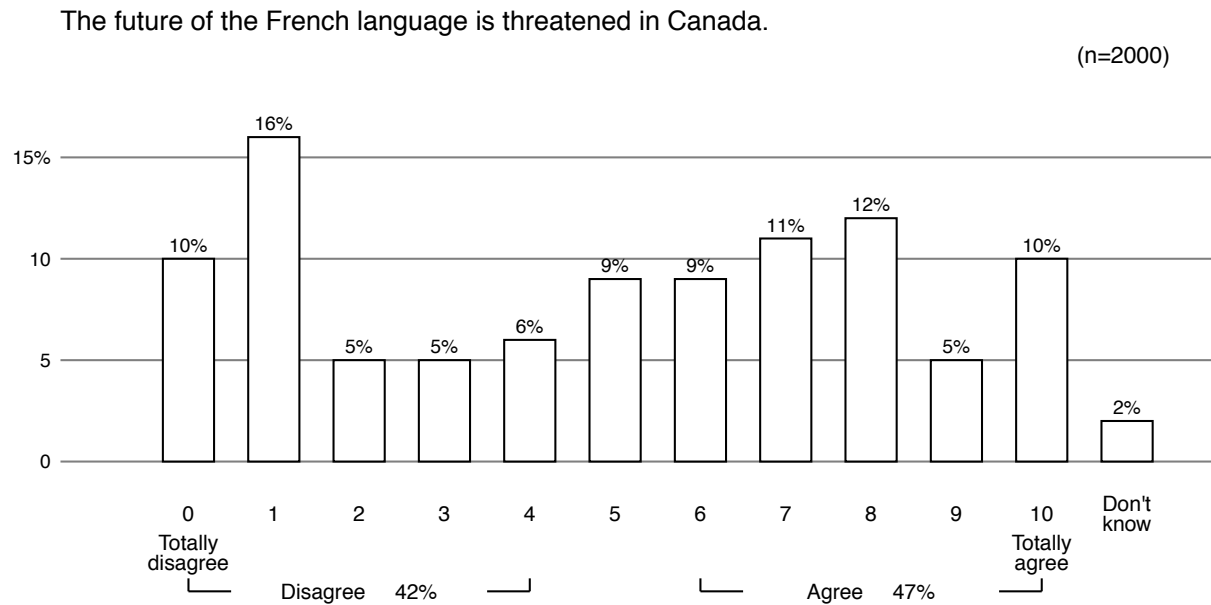


Figure 24

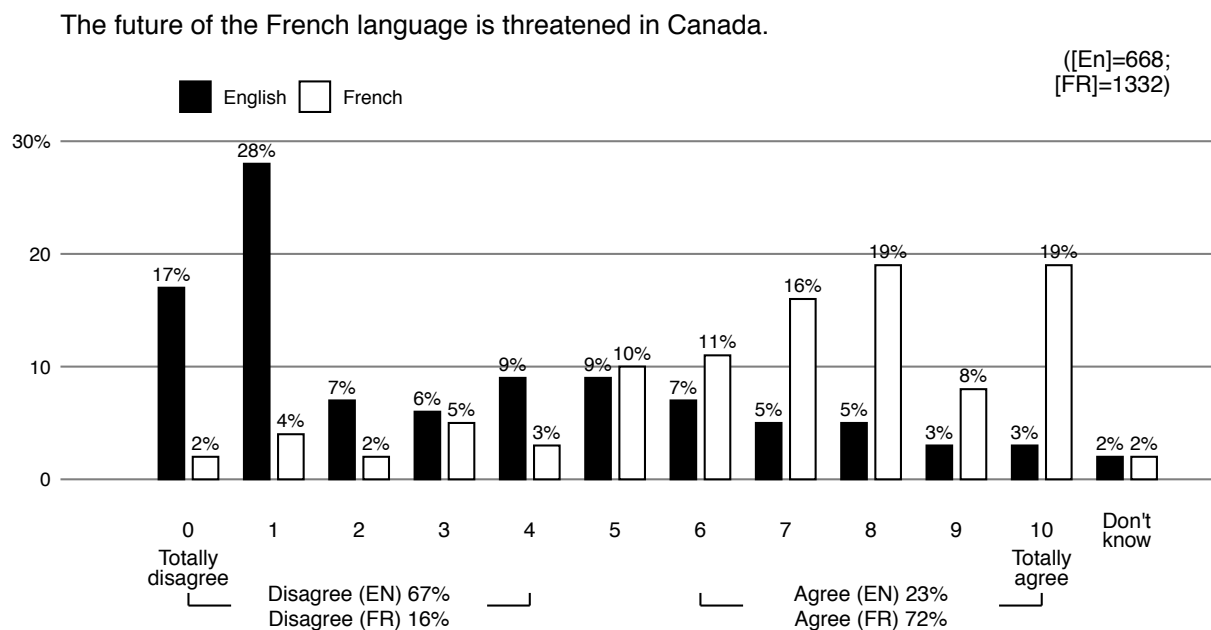


Figure 25

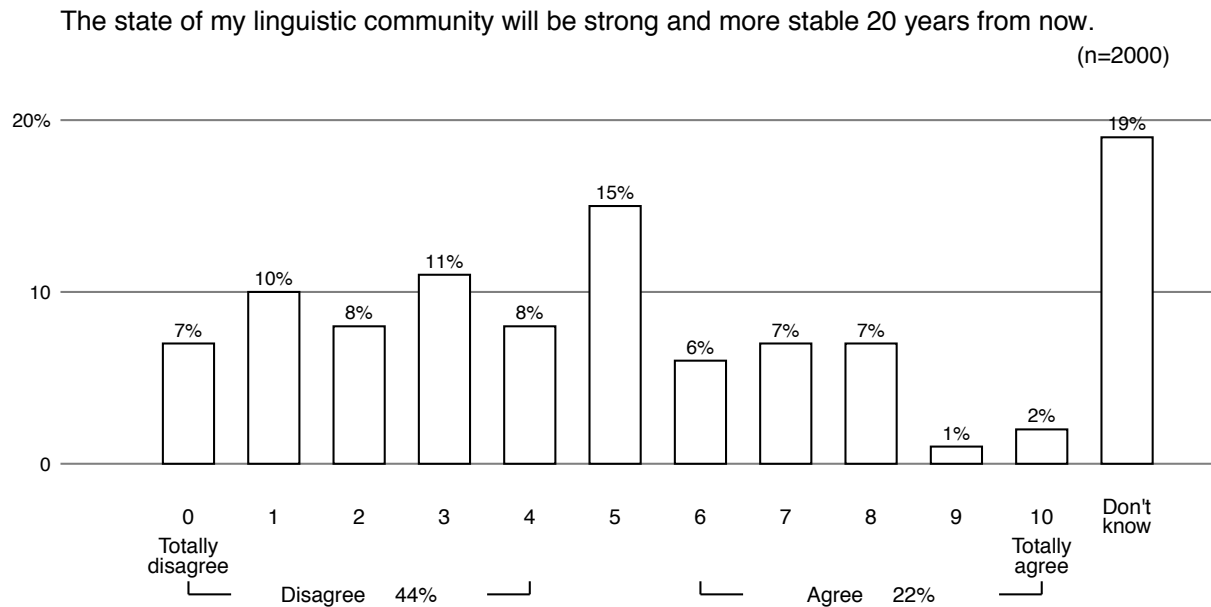
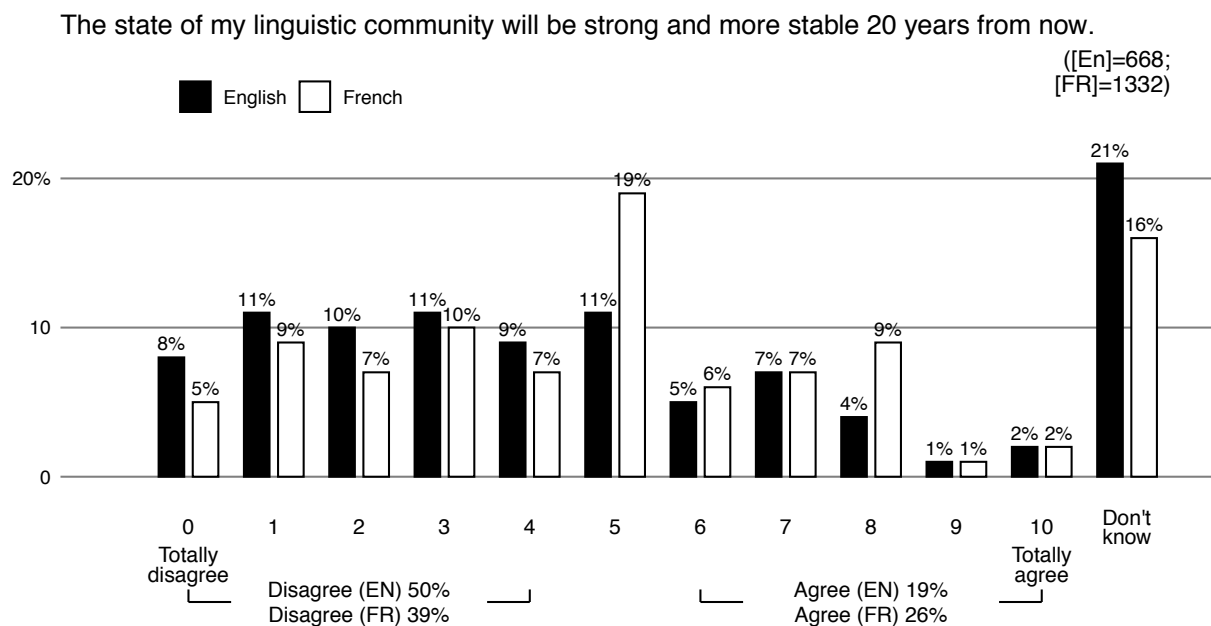


Figure 26



Access to services

There is clear consensus among Francophones living outside Quebec and English-speaking Quebecers that federal and provincial governments should work together to improve services that cater to the linguistic minorities (Figure 28). Moreover, almost similar proportions of Francophones living outside Quebec (52%) and English-speaking Quebecers (47%) are presently satisfied with the availability of services that are offered in their official language (Figure 30). Their levels of satisfaction, however, differ depending on the particular type of service, their province of residence or their region across Quebec.

Among the myriad types of services that are offered in their official language, Francophones living outside Quebec are more likely to be satisfied with their regions' primary and secondary education, daycare services, and media and communications, while English-speaking Quebecers tend to be more satisfied with their regions' post-secondary education, media and cultural offerings (Figure 31).

53% of English-speaking Quebecers and 49% of Francophones living outside Quebec say that their overall access to services offered in their official language in their regions has remain unchanged over the last five years (Figure 33). Despite this, interesting differences emerge among the language groups. Almost a third of Francophones living outside Quebec (30%), for example, report having gained better access to primary and secondary education services in their official language in the last five years (Figure 35). Meanwhile, a similar proportion of English-speaking Quebecers (30%) say that their access to English-language health and social services has gotten worse (Figure 39).

Despite being satisfied with the French-language primary and secondary education in their regions, Francophones living outside Quebec still believe that their overall access to primary and secondary education in their official language could be improved upon. They also prioritize other areas, such as higher education and daycare services offered in their official language. English-speaking Quebecers, meanwhile, prioritize improved access to English-language health services, legal services, and primary and secondary education (Figure 52).

Figure 27

To what extent do you agree or disagree that the Government of Canada and your province should work together to improve services in [English/French] in your province?

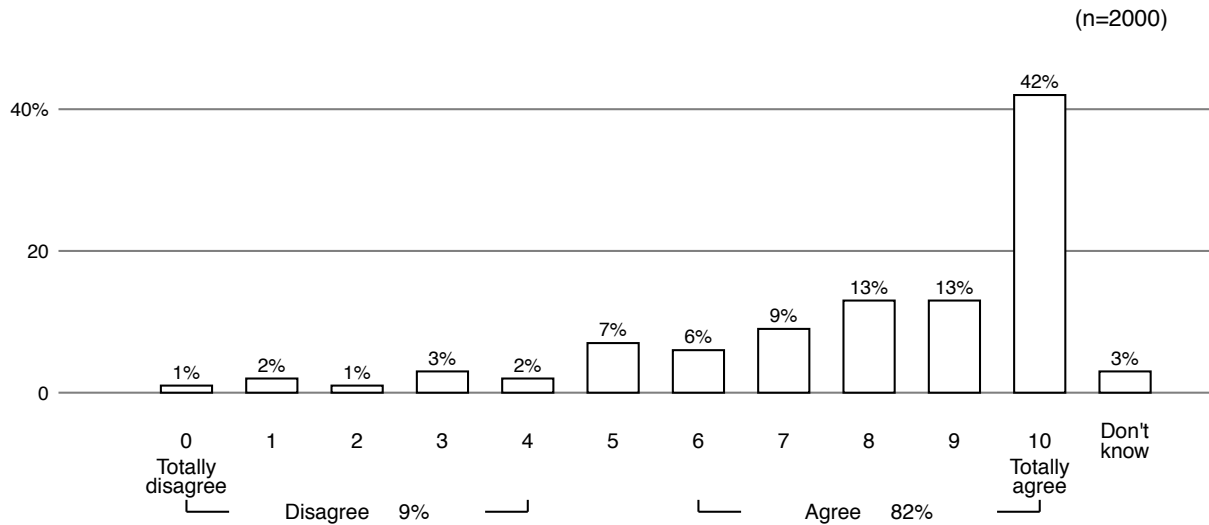


Figure 28

To what extent do you agree or disagree that the Government of Canada and your province should work together to improve services in [English/French] in your province?

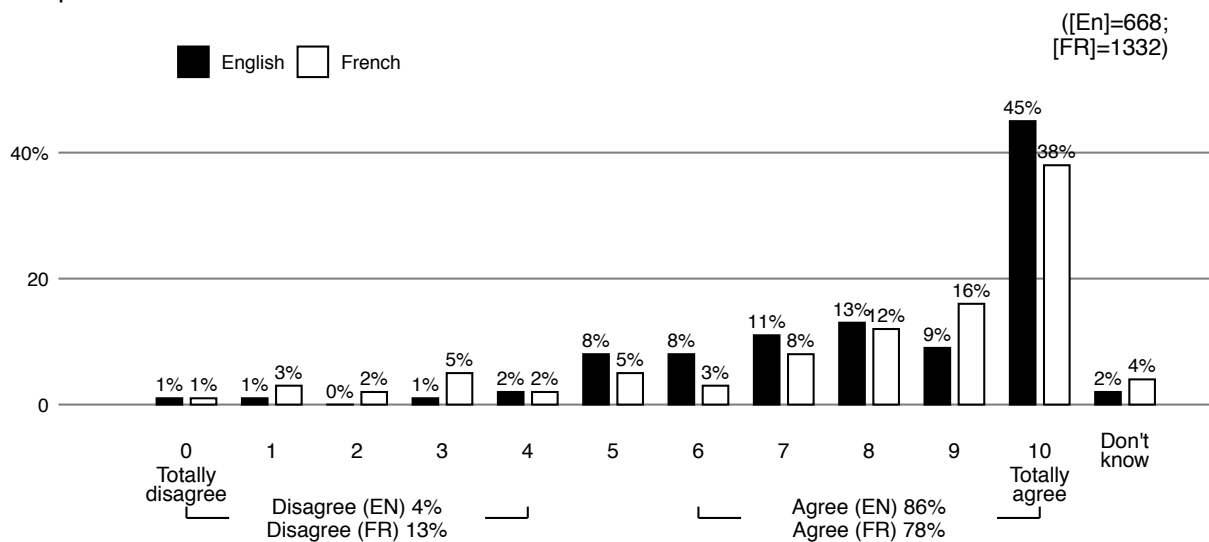


Figure 29

Now, we will ask you some questions about the provision of services in [English/
 French] your region. By "region," we mean anywhere within an hour drive from your
 home. How satisfied are you, in general, with the services offered in [English/French]
 in your region?

(n=2000)

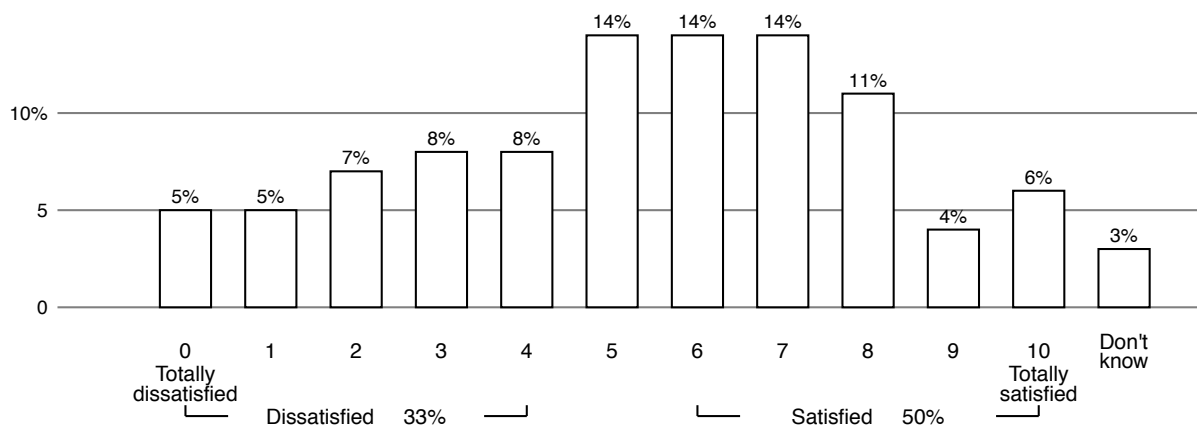


Figure 30

Now, we will ask you some questions about the provision of services in [English/
 French] your region. By "region," we mean anywhere within an hour drive from your
 home. How satisfied are you, in general, with the services offered in [English/French]
 in your region?

([En]=668;
 [FR]=1332)

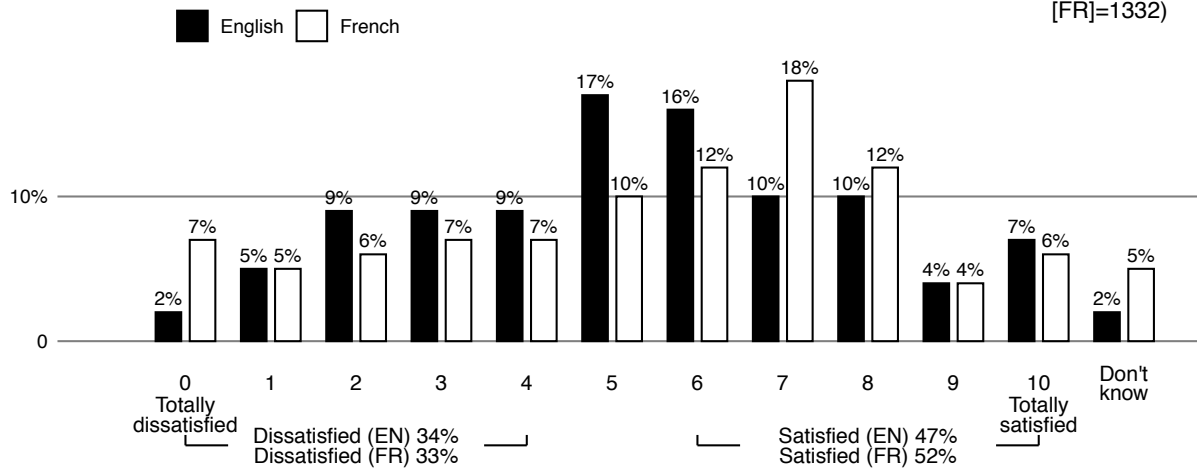


Figure 31

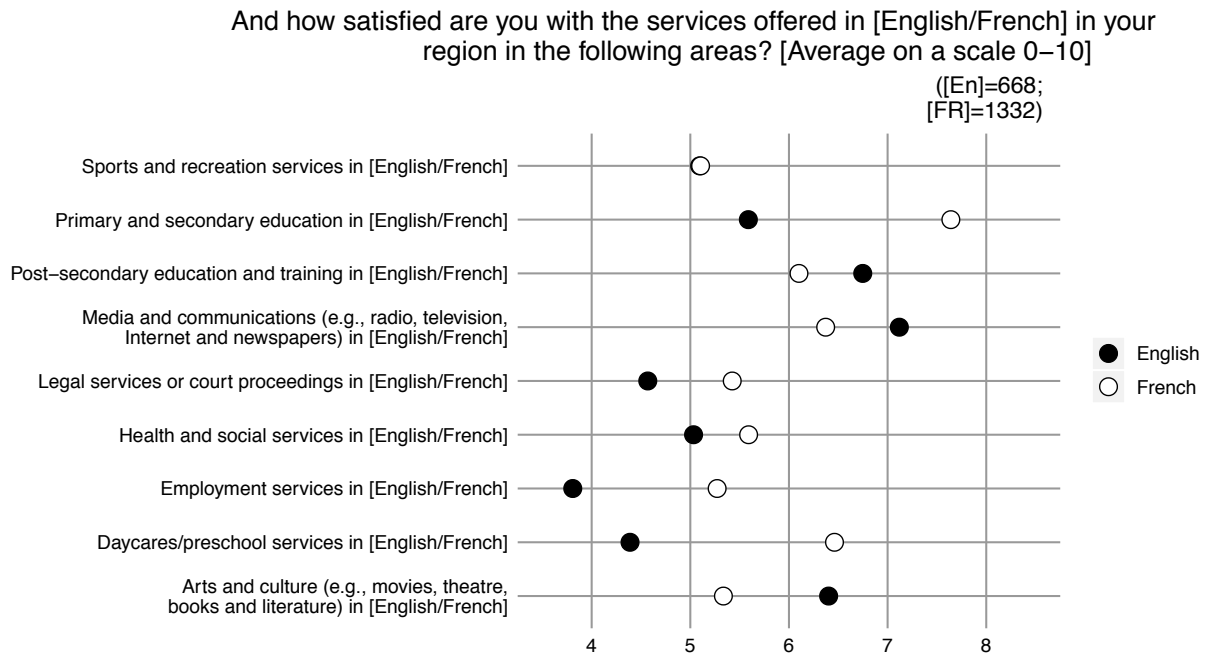


Figure 32

Again, thinking of your region, how has access to services in [English/French] changed overall over the past 5 years? Has it become...

(n=2000)

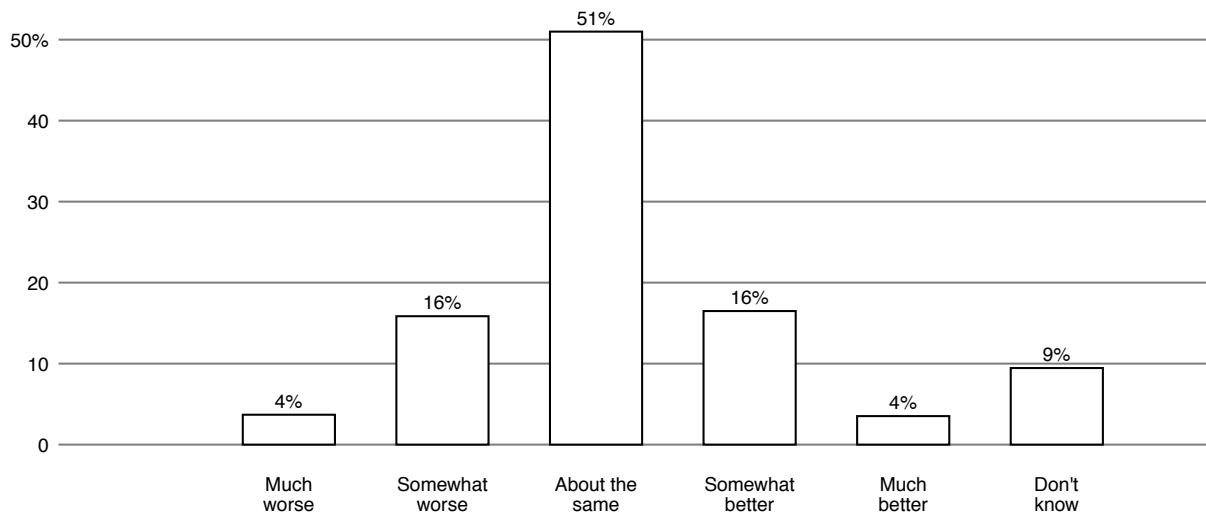


Figure 33

Again, thinking of your region, how has access to services in [English/French] changed overall over the past 5 years? Has it become...

([En]=668;
 [FR]=1332)

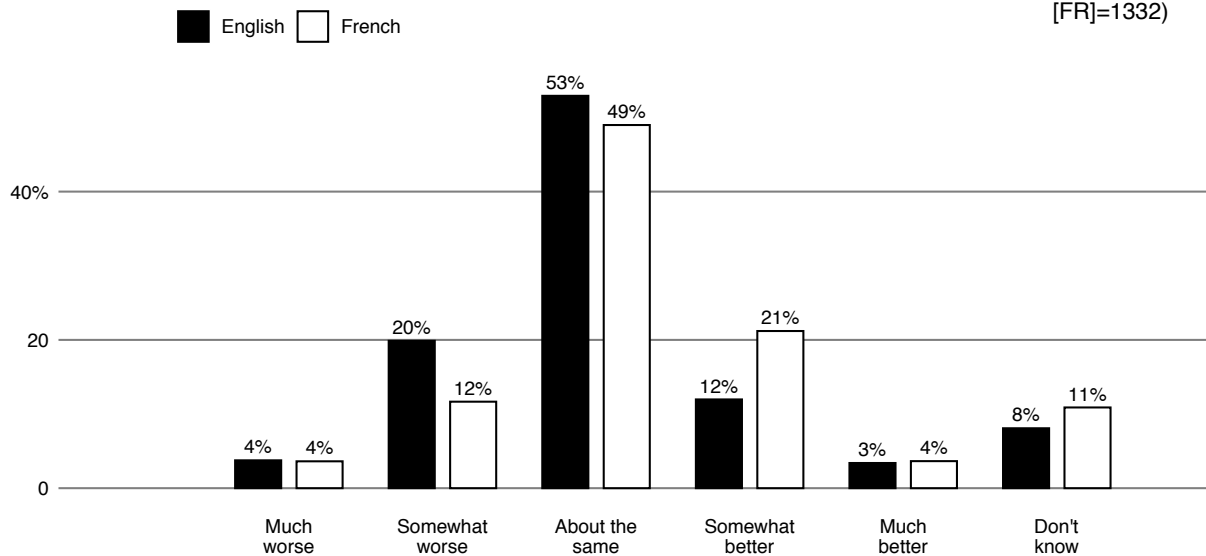


Figure 34

And how has access to services in [English/French] in the following areas changed over the past 5 years? – Access to services offered in [English/French] for primary and secondary education has become...

(n=1981)

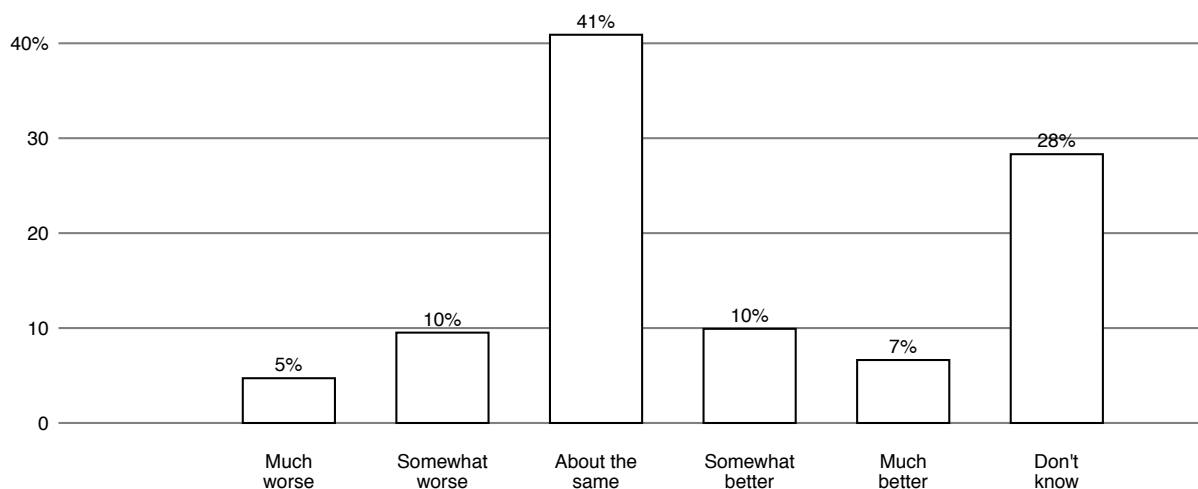


Figure 35

And how has access to services in [English/French] in the following areas changed over the past 5 years? – Access to services offered in [English/French] for primary and secondary education has become...

([En]=661;
[FR]=1320)

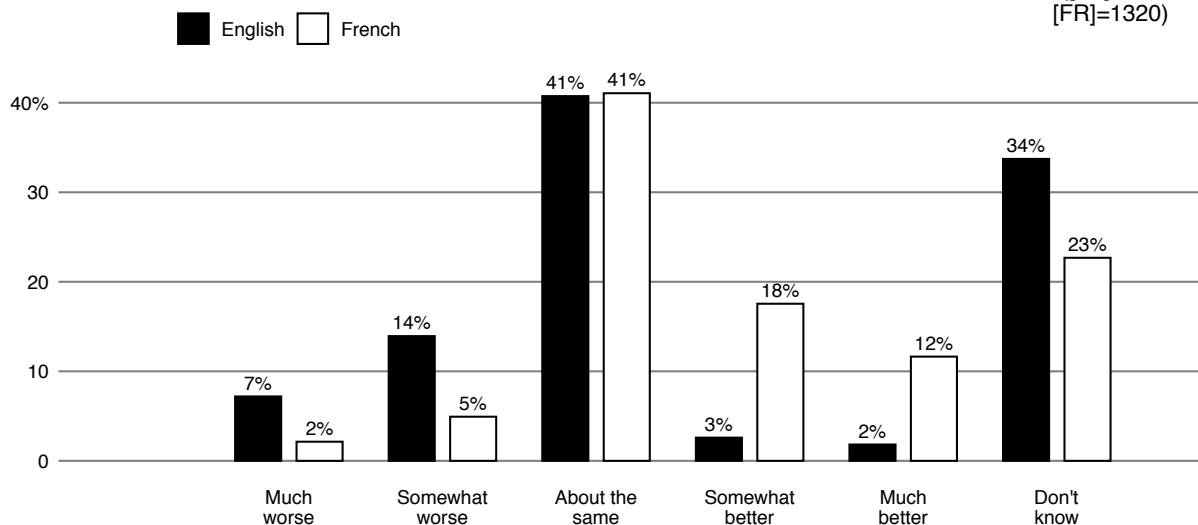


Figure 36

And how has access to services in [English/French] in the following areas changed over the past 5 years? – Access to services offered in [English/French] for media and communications (e.g., radio, television, Internet and newspapers) has become...

(n=1986)

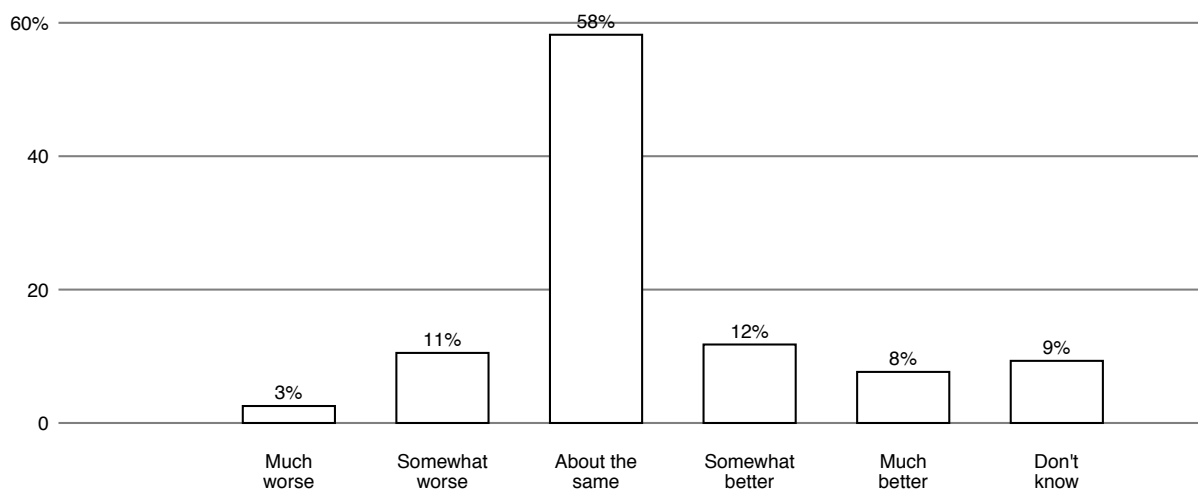


Figure 37

And how has access to services in [English/French] in the following areas changed over the past 5 years? – Access to services offered in [English/French] for media and communications (e.g., radio, television, Internet and newspapers) has become...

([En]=664;
 [FR]=1322)

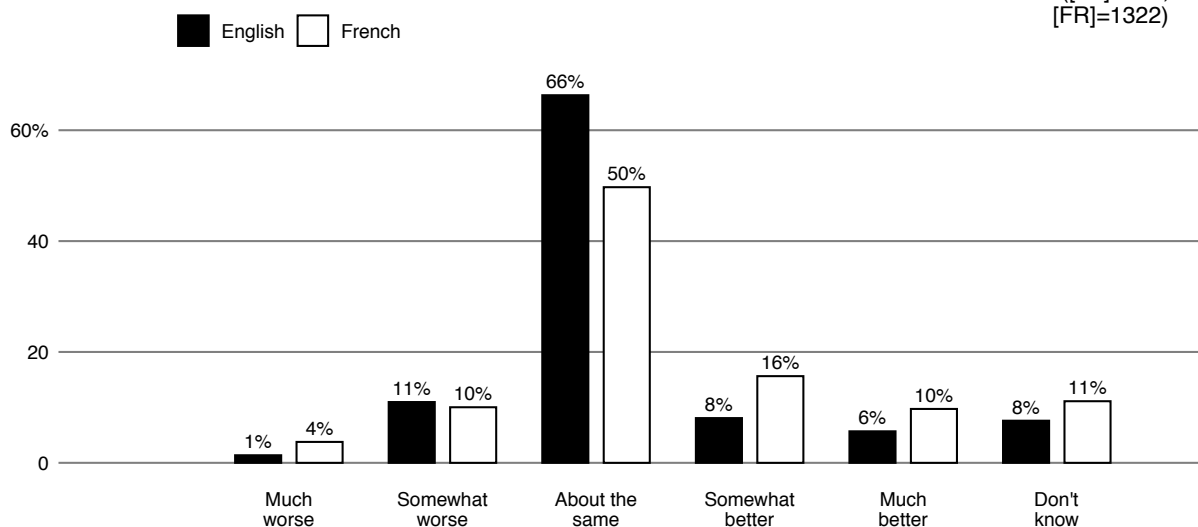


Figure 38

And how has access to services in [English/French] in the following areas changed over the past 5 years? – Access to services offered in [English/French] for health and social services has become...

(n=1982)

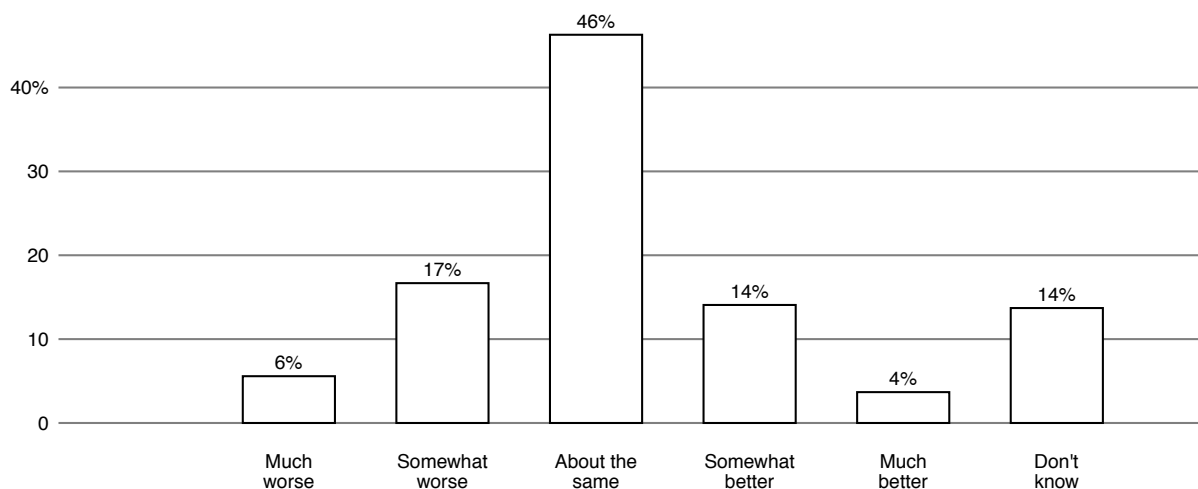


Figure 39

And how has access to services in [English/French] in the following areas changed over the past 5 years? – Access to services offered in [English/French] for health and social services has become...

([En]=662;
[FR]=1320)

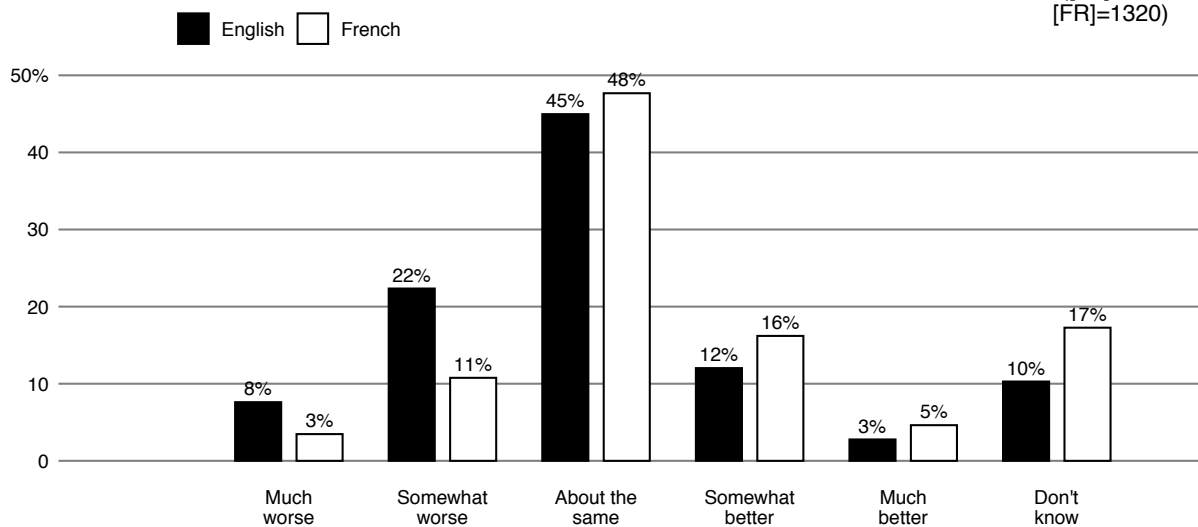


Figure 40

And how has access to services in [English/French] in the following areas changed over the past 5 years? – Access to services offered in [English/French] for sports and recreation services has become...

(n=1976)

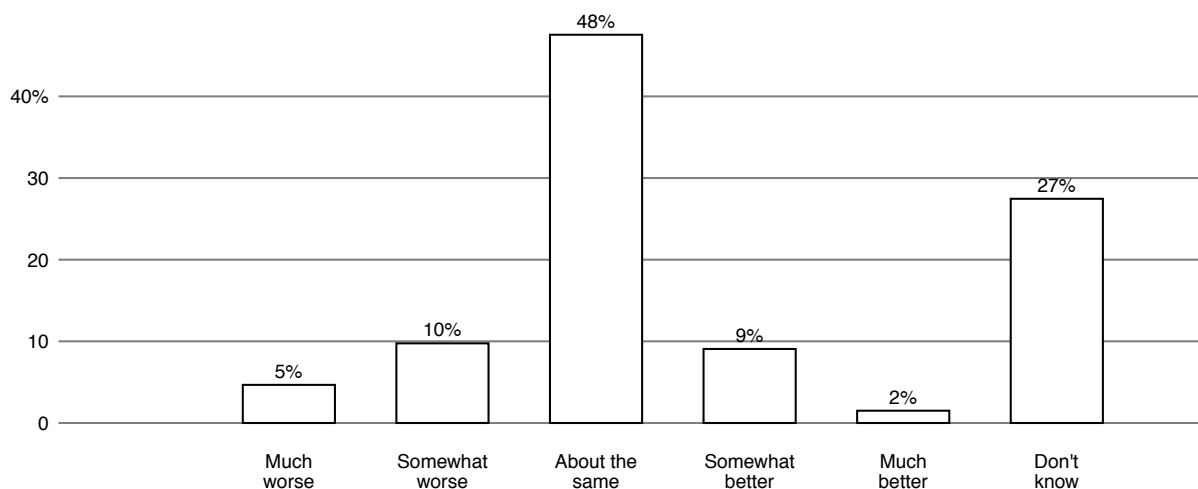


Figure 41

And how has access to services in [English/French] in the following areas changed over the past 5 years? – Access to services offered in [English/French] for sports and recreation services has become...

([En]=663;
[FR]=1313)

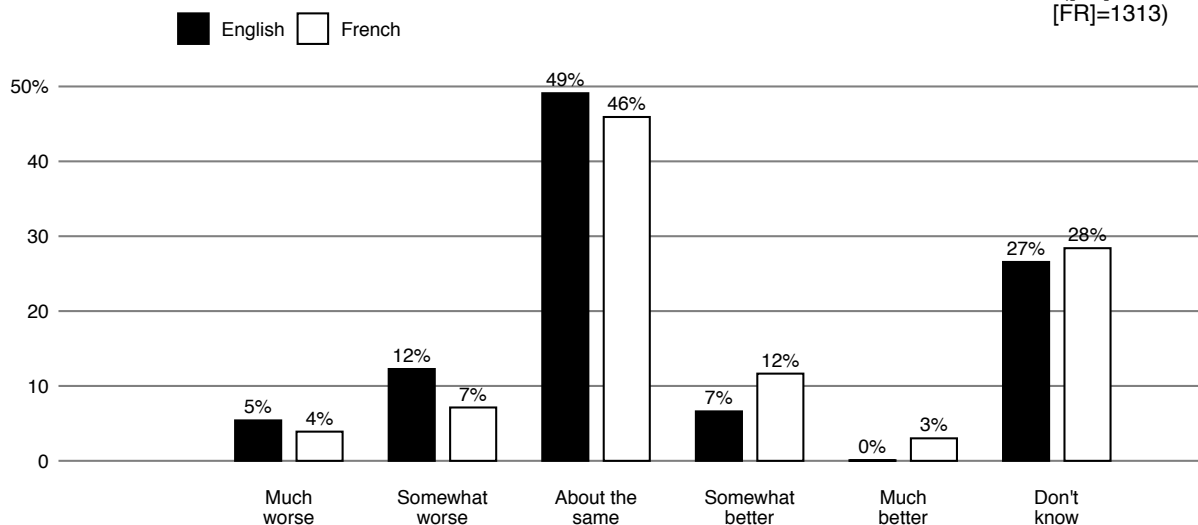


Figure 42

And how has access to services in [English/French] in the following areas changed over the past 5 years? – Access to services offered in [English/French] for post-secondary education and training has become...

(n=1989)

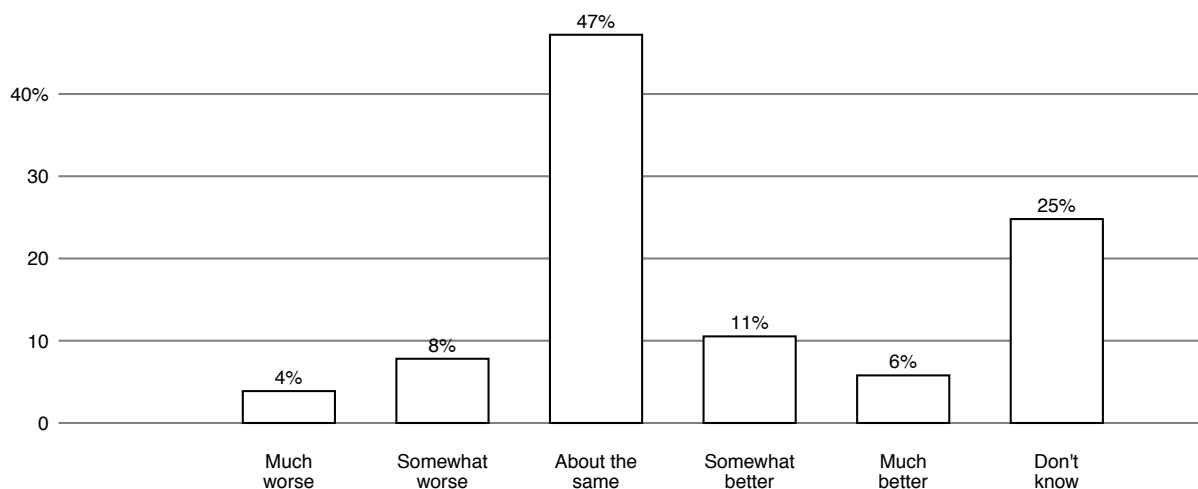


Figure 43

And how has access to services in [English/French] in the following areas changed over the past 5 years? – Access to services offered in [English/French] for post-secondary education and training has become...

([En]=666;
 [FR]=1323)

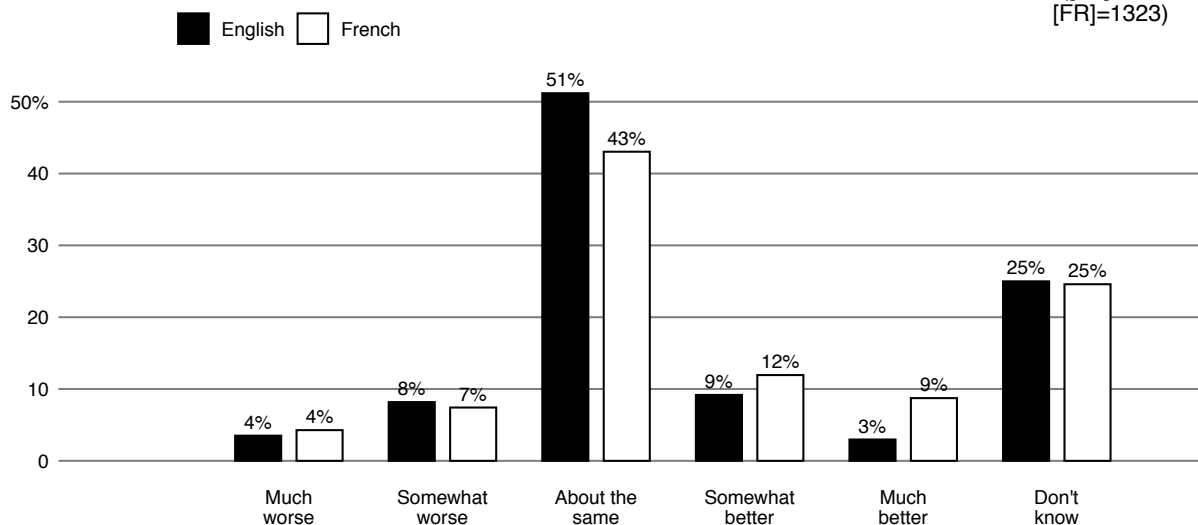


Figure 44

And how has access to services in [English/French] in the following areas changed over the past 5 years? – Access to services offered in [English/French] for arts and culture (e.g., movies, theatre, books and literature) has become...

(n=1988)

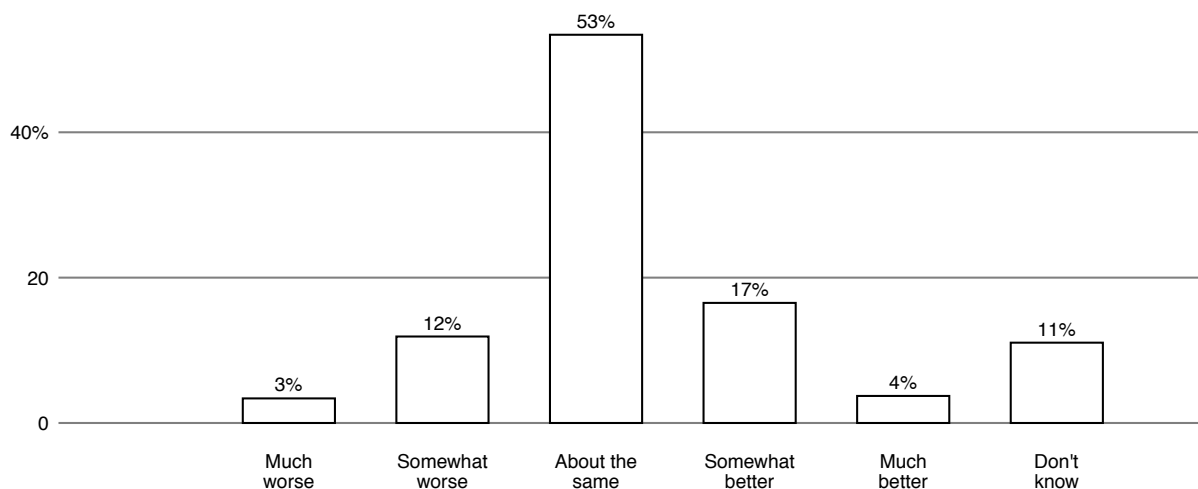


Figure 45

And how has access to services in [English/French] in the following areas changed over the past 5 years? – Access to services offered in [English/French] for arts and culture (e.g., movies, theatre, books and literature) has become...

([En]=664;
 [FR]=1324)

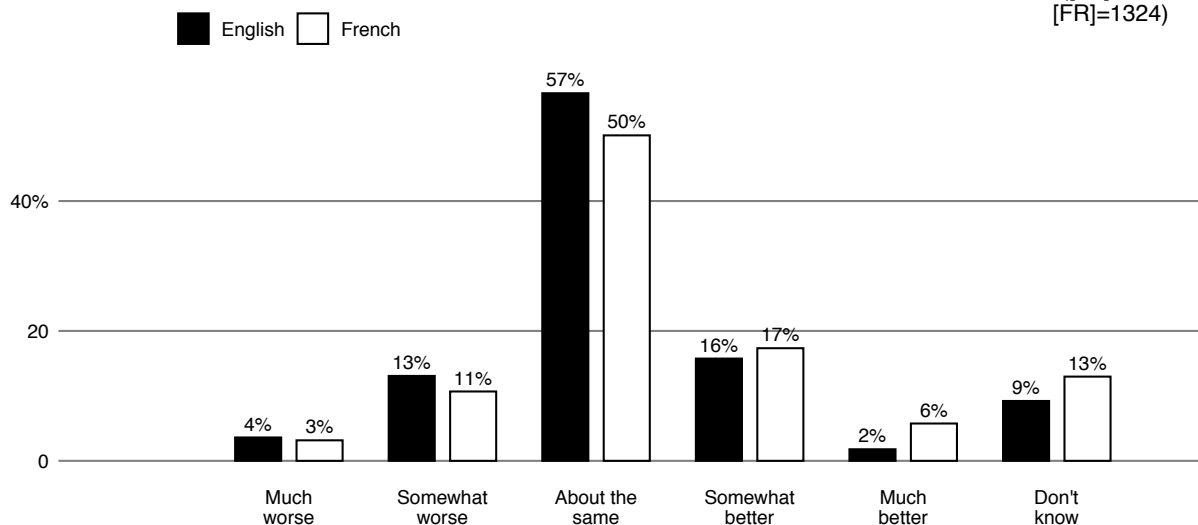


Figure 46

And how has access to services in [English/French] in the following areas changed over the past 5 years? – Access to services offered in [English/French] for employment services has become...

(n=1981)

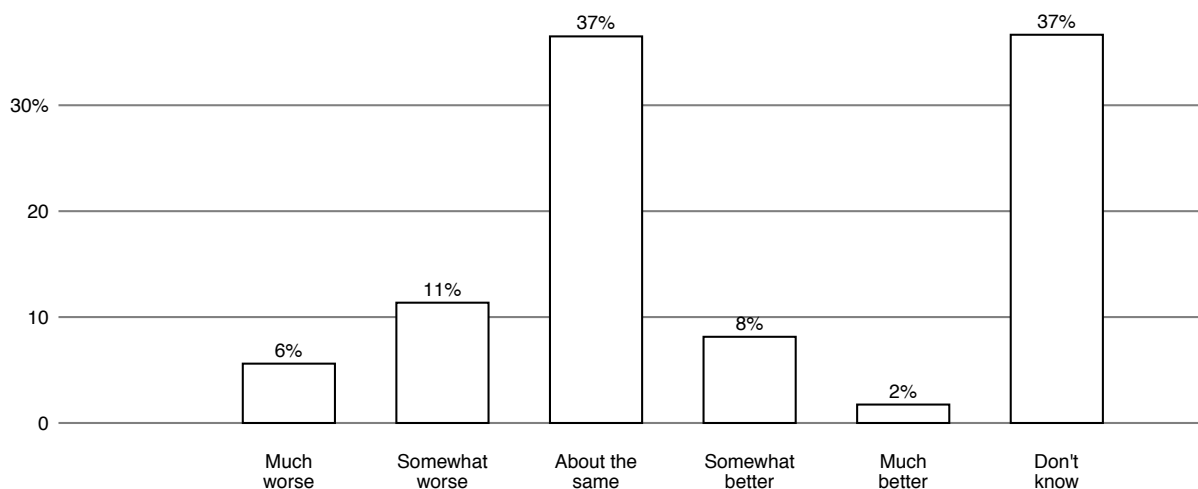


Figure 47

And how has access to services in [English/French] in the following areas changed over the past 5 years? – Access to services offered in [English/French] for employment services has become...

([En]=661;
[FR]=1320)

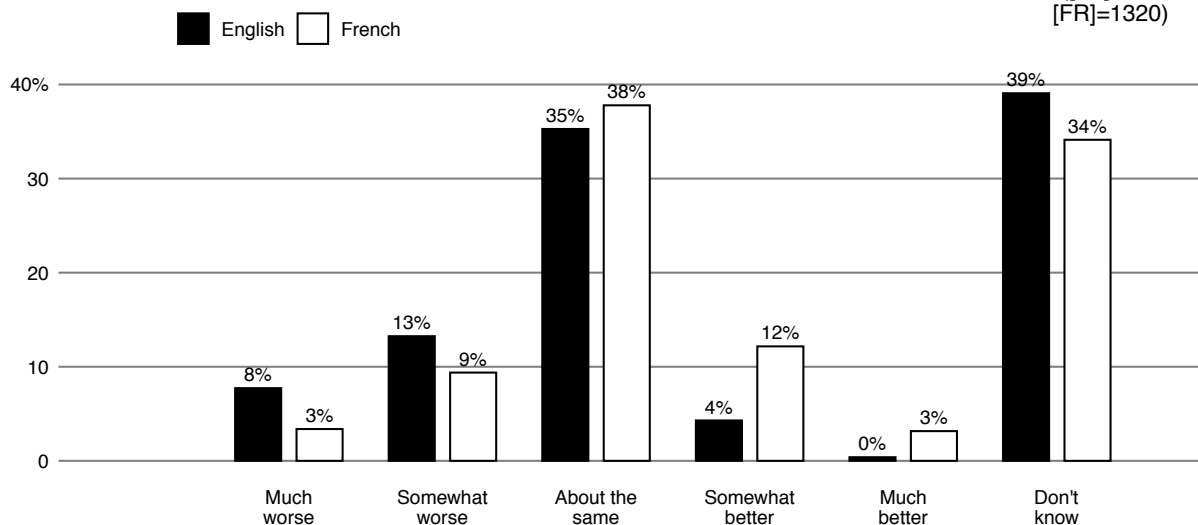


Figure 48

And how has access to services in [English/French] in the following areas changed over the past 5 years? – Access to services offered in [English/French] for daycares/ preschool services has become...

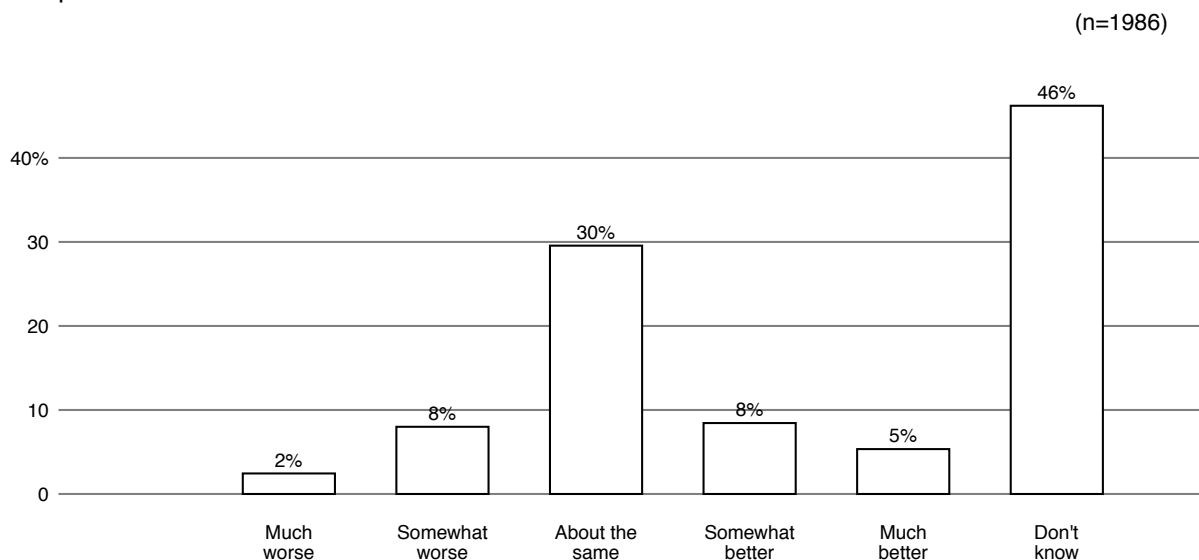


Figure 49

And how has access to services in [English/French] in the following areas changed over the past 5 years? – Access to services offered in [English/French] for daycares/ preschool services has become...

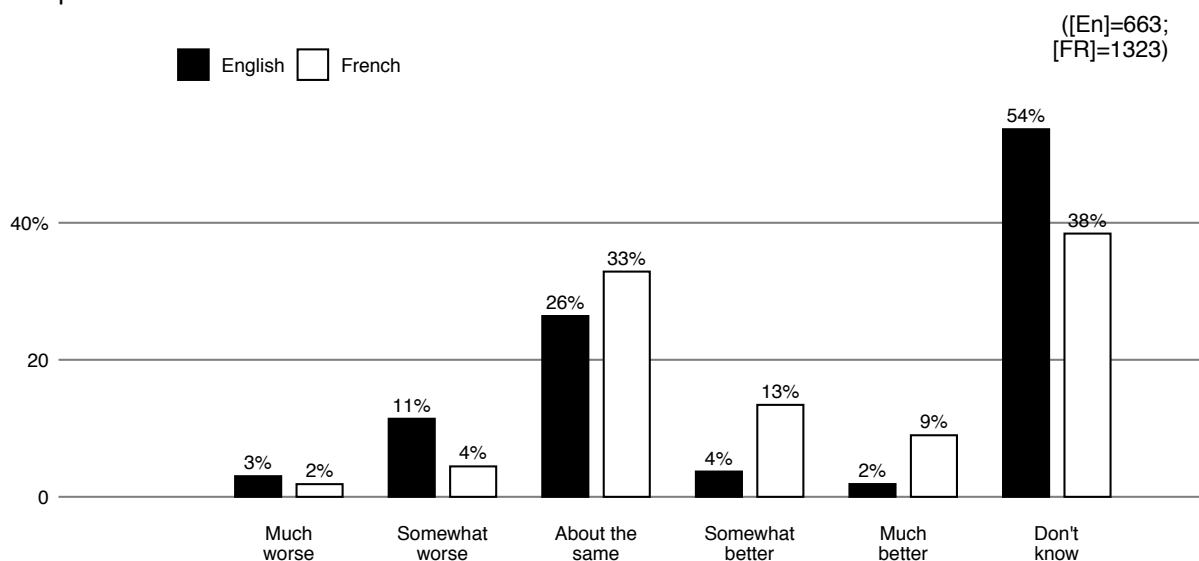


Figure 50

And how has access to services in [English/French] in the following areas changed over the past 5 years? – Access to services offered in [English/French] for legal services or court proceedings has become...

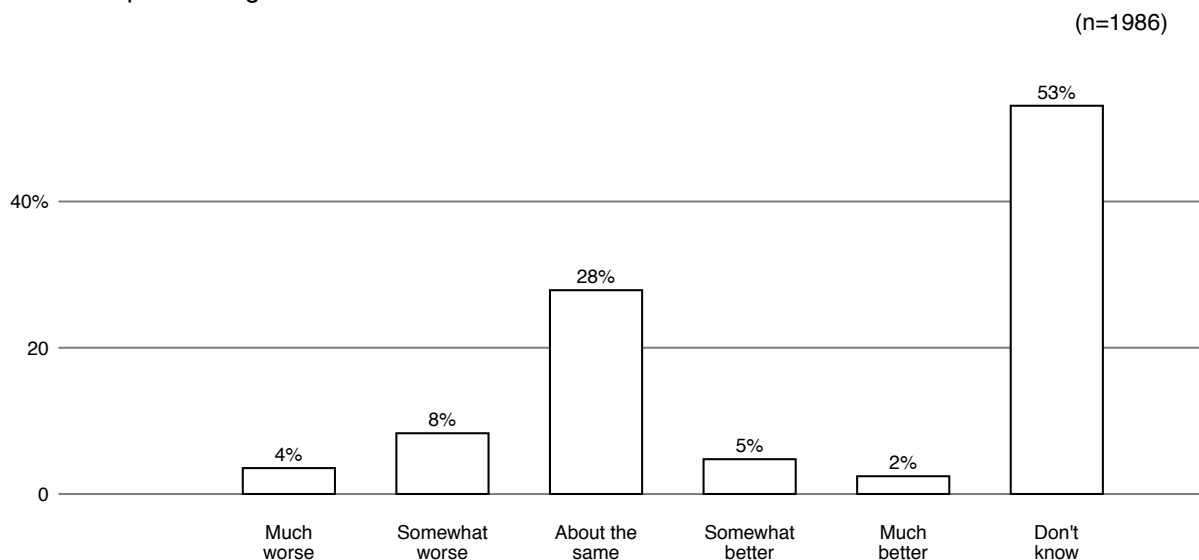


Figure 51

And how has access to services in [English/French] in the following areas changed over the past 5 years? – Access to services offered in [English/French] for legal services or court proceedings has become...

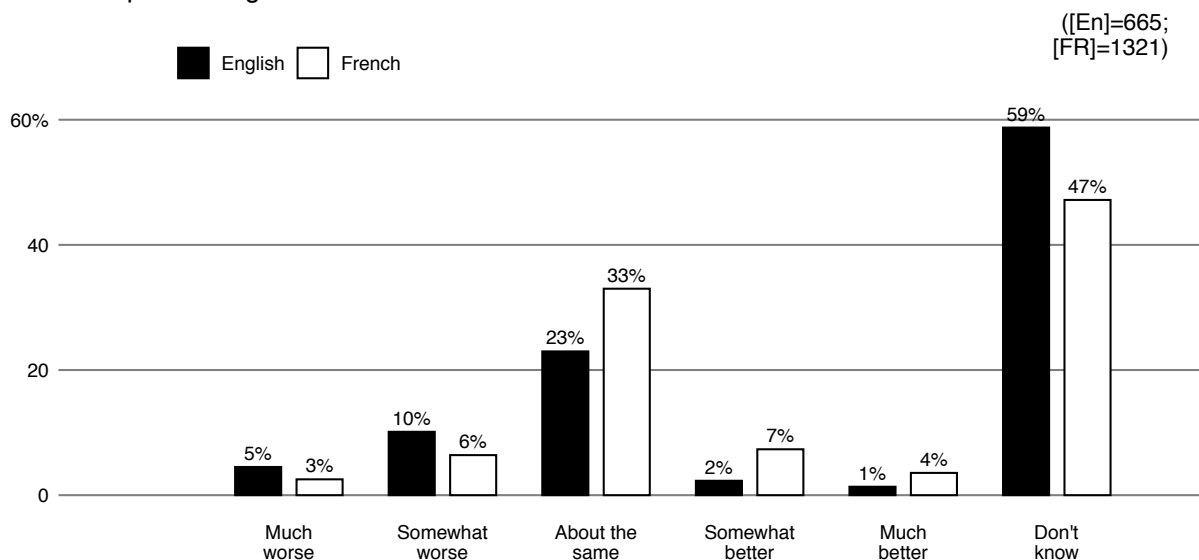



Figure 52



Governmental and organizational support

Francophones living outside Quebec tend to feel more supported by their network of community leaders and non-government organizations compared to English-speaking Quebecers. For example, more than half of English-speaking Quebecers (61%) do not believe that the interests of their community are supported by strong and effective leadership, compared to only 34% of Francophones living outside Quebec who hold this view (Figure 54). There are also more English-speaking Quebecers (62%) than Francophones living outside Quebec (51%), who do not believe that governmental organizations are committed to representing and serving their interests as a community (Figure 56). And compared to 32% of English-speaking Quebecers, 40% of Francophones living outside Quebec are confident that their regions' community-based and not-for-profit organizations are committed to serving their interests as a community (Figure 58).

Similar proportions of Francophones living outside Quebec (48%) and English-speaking Quebecers (46%) have not seen any changes in federal support for these community-based organizations, in the last five years (Figure 60). In fact, both groups believe that federal support for local organizations, which represent and serve their interests as OLMCs, is currently less than it should be; however, this is a view held by half of English-speaking Quebecers but only 41% of Francophones living outside Quebec (Figure 62). Ultimately, both groups agree that the federal government should support their communities' development, but Francophones living outside Quebec (92%) are more likely to hold this view compared to English-speaking Quebecers (76%) (Figure 66).

When it comes to direct federal support, Francophones living outside Quebec and English-speaking Quebecers tend to view the services that the federal government provides in their respective languages in a favourable light (Figure 64; Figure 86). Representing Francophone and Anglophone interests, however, is a different story. Whereas almost half of Francophones living outside Quebec (46%) rate the federal government's efforts to represent their interests as good, an equivalent proportion of English-speaking Quebecers (43%) say the exact opposite (Figure 82).

Compared to how they view their interactions with the federal government, both groups are decidedly less satisfied with their degree of representation, and access to services in their official languages, at lower levels of government. However, key

differences still emerge. With regard to provincial representation, English-speaking Quebecers (83%) are much more likely than Francophones living outside Quebec (69%) to negatively rate their provincial governments' efforts to represent their interests (Figure 68). English-speaking Quebecers (64%) also tend to be more dissatisfied with their access to provincial services in their official language, compared to Francophones living outside Quebec (54%) (Figure 70).

The same can be said for minority satisfaction with municipal services, on the one hand, and municipal representation, on the other. Almost half of both Francophones (44%) and English-speaking Quebecers (49%) are dissatisfied with their current access to municipal services in their official language (Figure 74). Moreover, 58% of English-speaking Quebecers and 47% of Francophones living outside Quebec do not rate their municipal governments' efforts to represent their interests as being particularly good (Figure 72). This shows that the dissatisfaction with both municipal and provincial service provision and representation is particularly felt by English-speaking Quebecers.

When asked about how government services will change in the near future, interesting patterns emerge. Almost two-thirds of English-speaking Quebecers (65%) do not foresee any changes to their access to federal English-language services in the next five years, compared to only 36% of Francophones living outside Quebec (Figure 76). However, there is more consensus when it comes to provincial and municipal services. Interestingly, both Francophones living outside Quebec (55%) and English-speaking Quebecers (56%) believe that their level of access to provincial services will worsen in the next five years (Figure 78). With regard to services at the municipal level, on the other hand, Francophones living outside Quebec (46%) and English-speaking Quebecers (52%) do not foresee any changes to the status quo (Figure 80).

Figure 53

The [Anglophone/Francophone] community in my province has strong and effective leadership to represent its interests.

(n=2000)

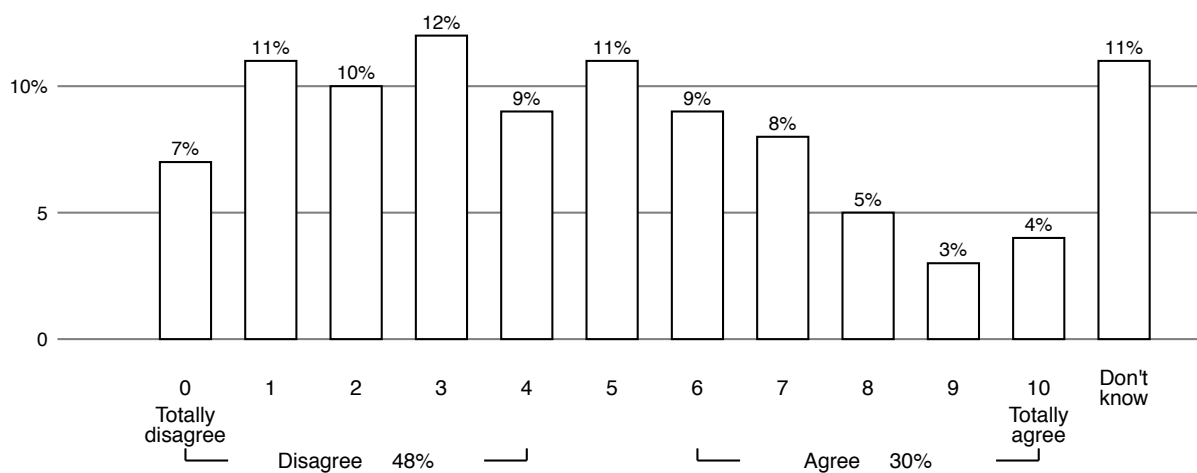


Figure 54

The [Anglophone/Francophone] community in my province has strong and effective leadership to represent its interests.

([En]=668;
[FR]=1332)

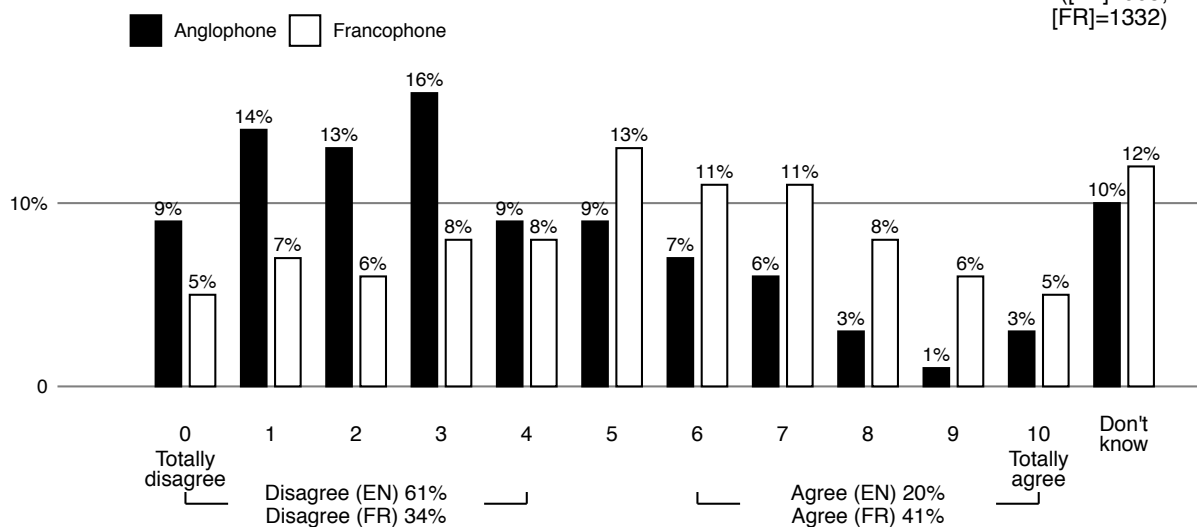


Figure 55

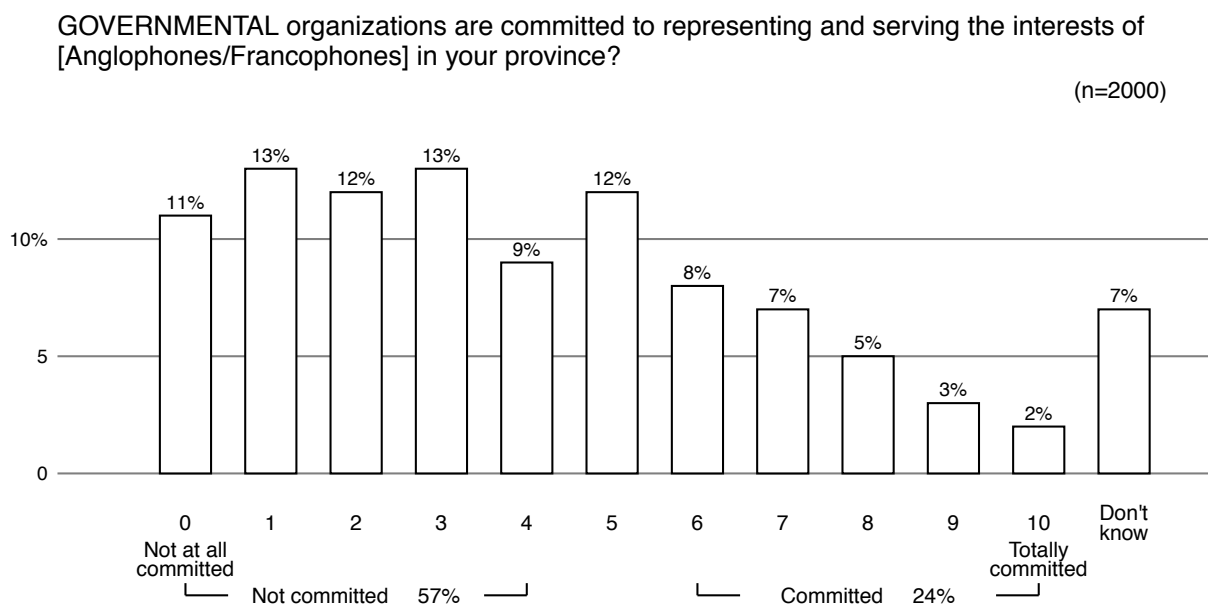


Figure 56

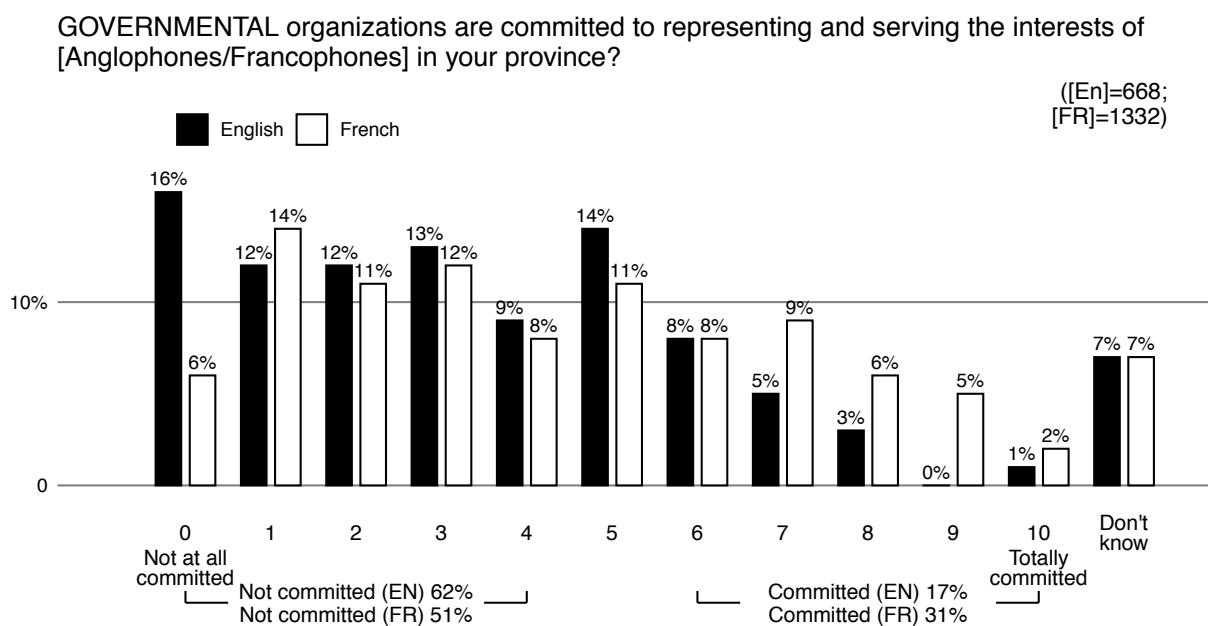


Figure 57

COMMUNITY-BASED and NOT-FOR-PROFIT organizations outside of the government are committed to representing and serving the interests of [Anglophones/Francophones] in your province?

(n=2000)

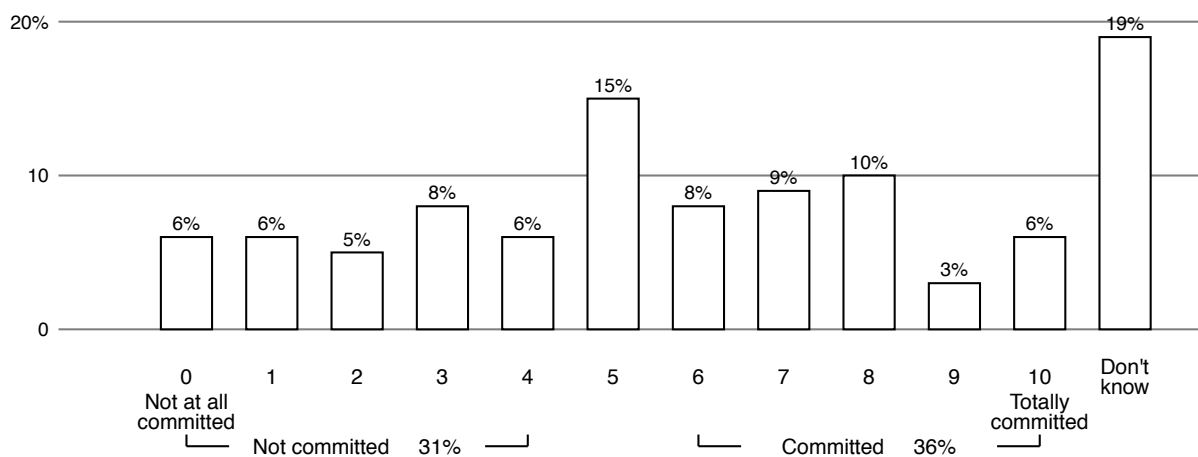


Figure 58

COMMUNITY-BASED and NOT-FOR-PROFIT organizations outside of the government are committed to representing and serving the interests of [Anglophones/Francophones] in your province?

([En]=668;
[FR]=1332)

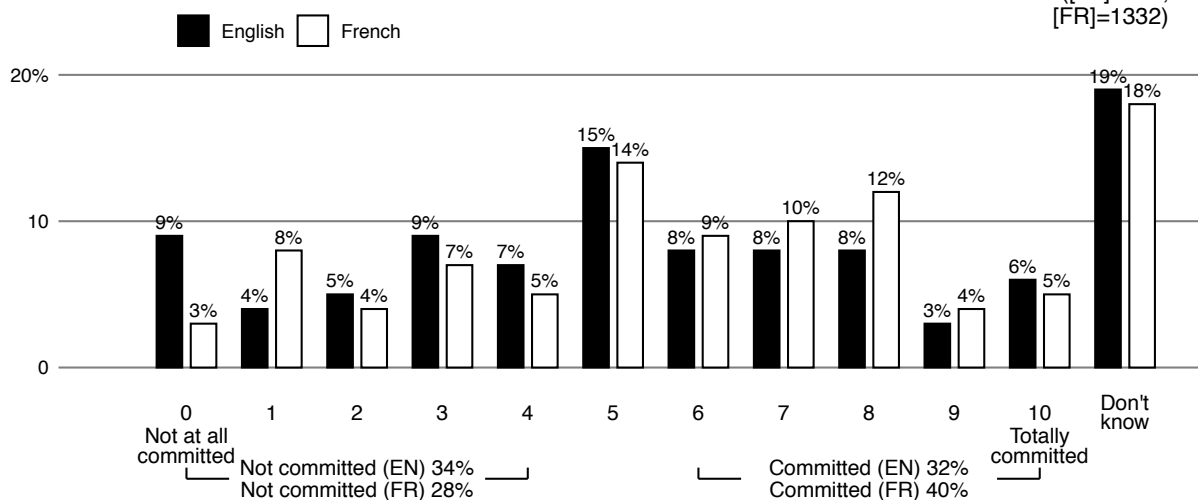


Figure 59

Compared to 5 years ago, the Government of Canada's support for community-based groups, serving the interests of the [Anglophone/Francophone] community in your province, is...
 (n=1999)

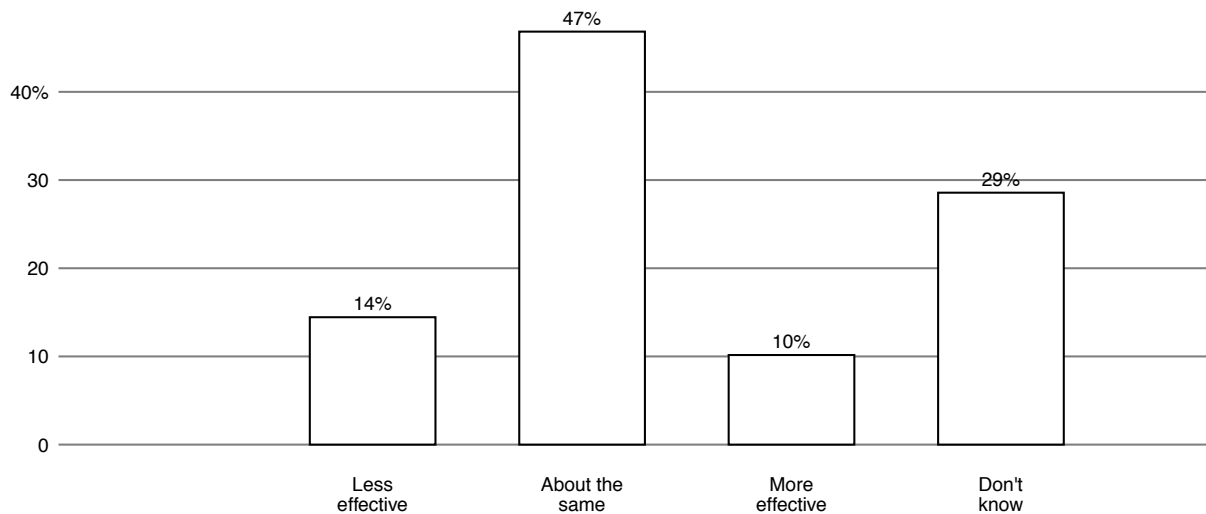


Figure 60

Compared to 5 years ago, the Government of Canada's support for community-based groups, serving the interests of the [Anglophone/Francophone] community in your province, is...
 ([En]=668;
 [FR]=1331)

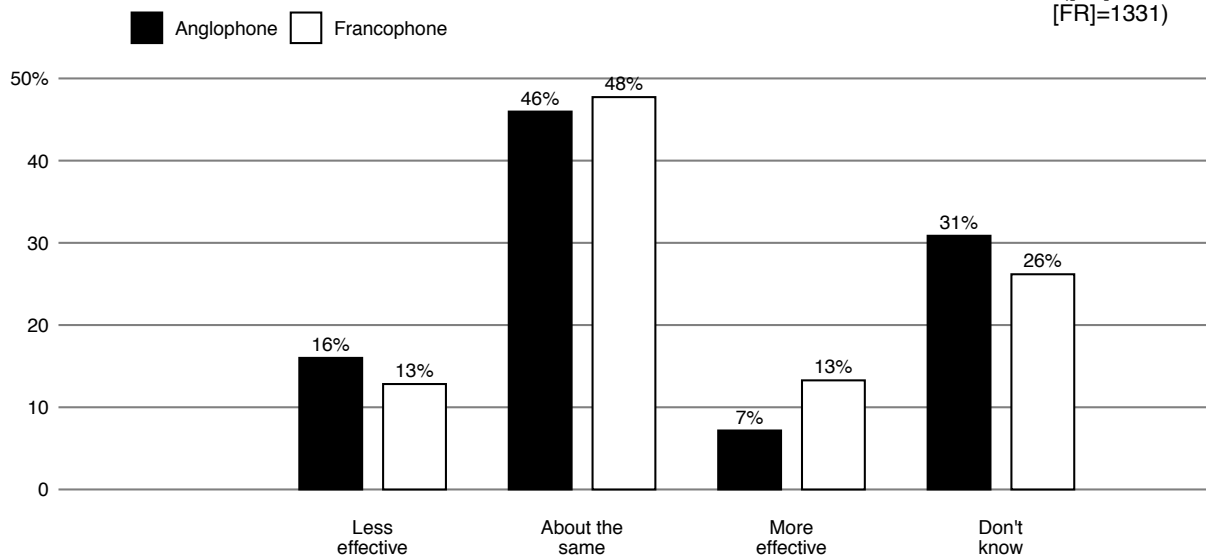


Figure 61

Is the Government of Canada's level of support for community-based groups that serve the interests of the [Anglophone/Francophone] community in your province currently... (n=1999)

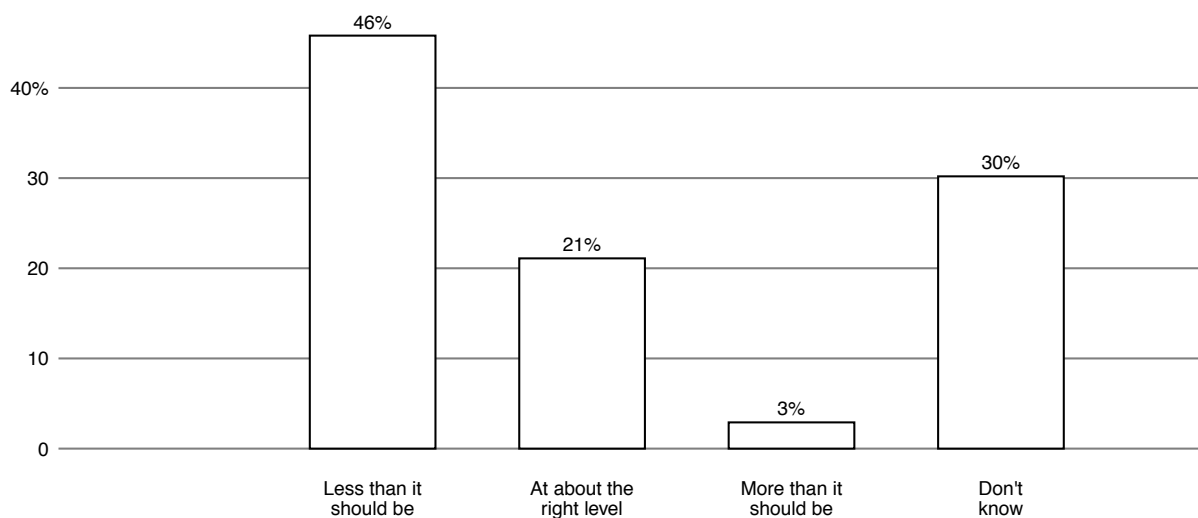


Figure 62

Is the Government of Canada's level of support for community-based groups that serve the interests of the [Anglophone/Francophone] community in your province currently... (n=1999)

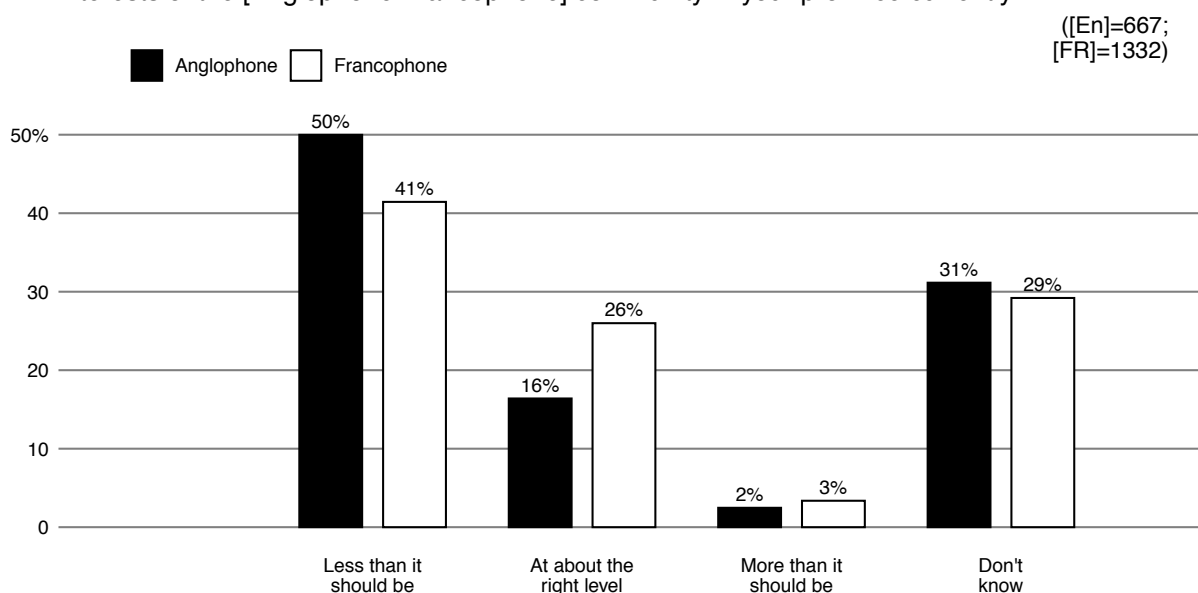


Figure 63

How satisfied are you overall with the services in [English/French] provided by the Government of Canada in your province?

(n=2000)

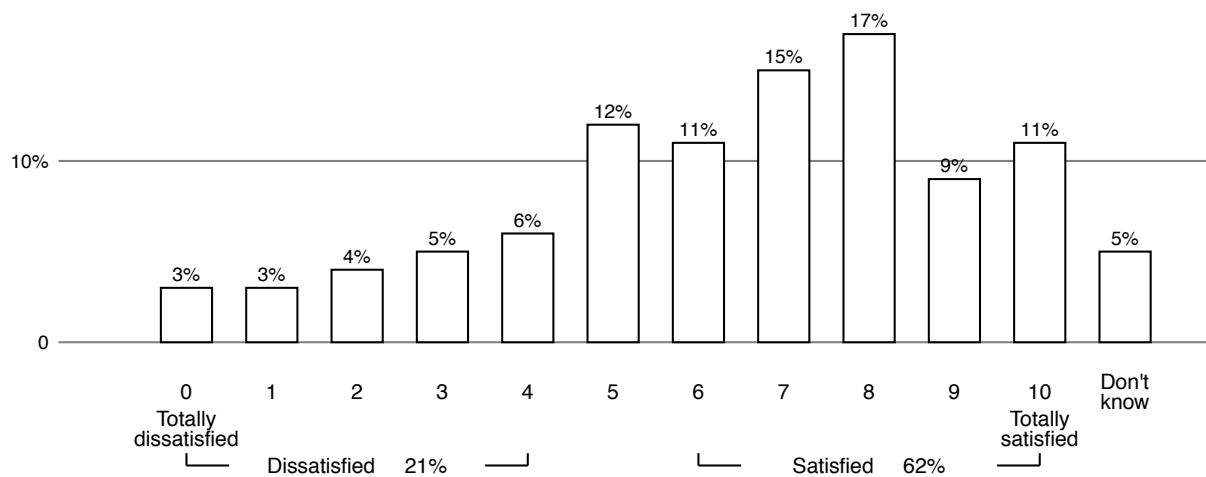


Figure 64

How satisfied are you overall with the services in [English/French] provided by the Government of Canada in your province?

([En]=668;
 [FR]=1332)

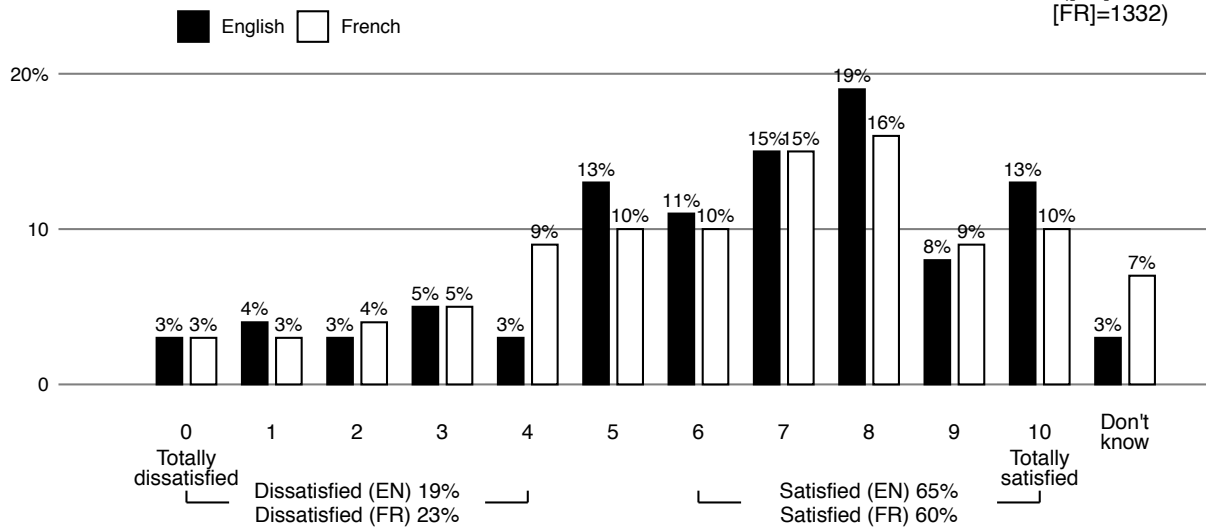


Figure 65

To what extent do you agree or disagree that the Government of Canada SHOULD support the development of the [Anglophone/Francophone] community in your province?

(n=2000)

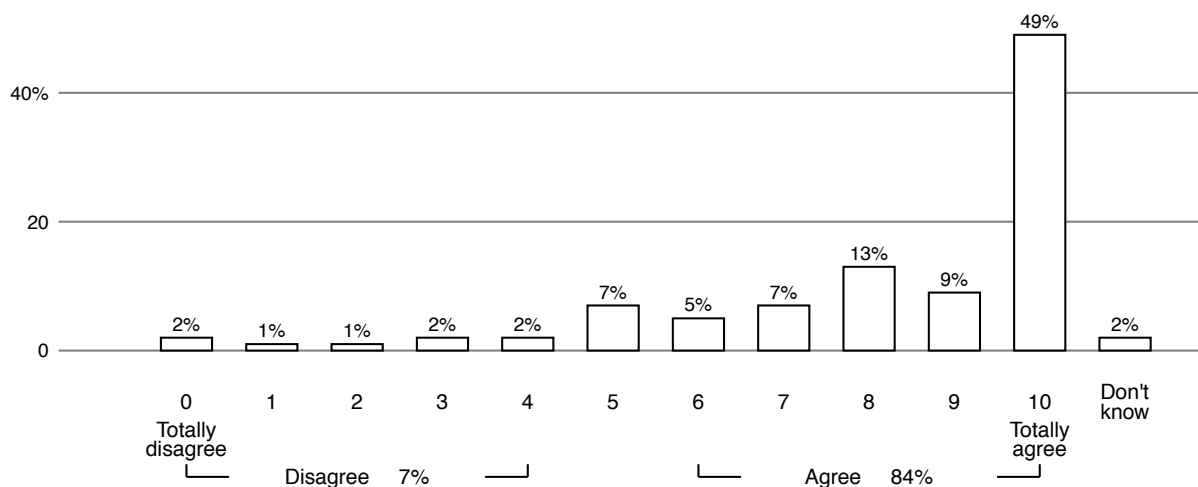


Figure 66

To what extent do you agree or disagree that the Government of Canada SHOULD support the development of the [Anglophone/Francophone] community in your province?

([En]=668;
[FR]=1332)

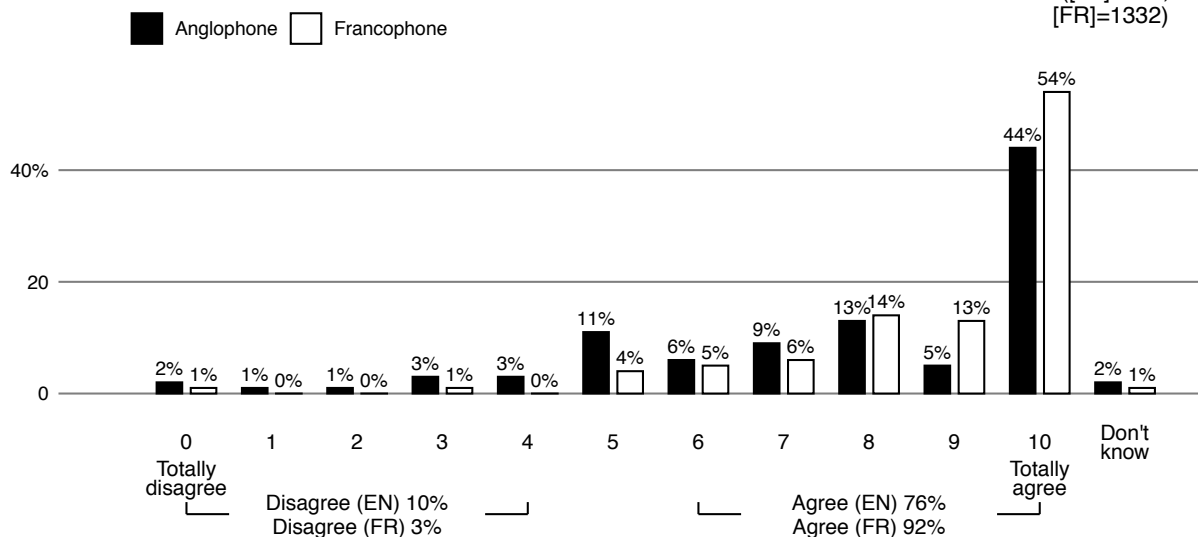


Figure 67

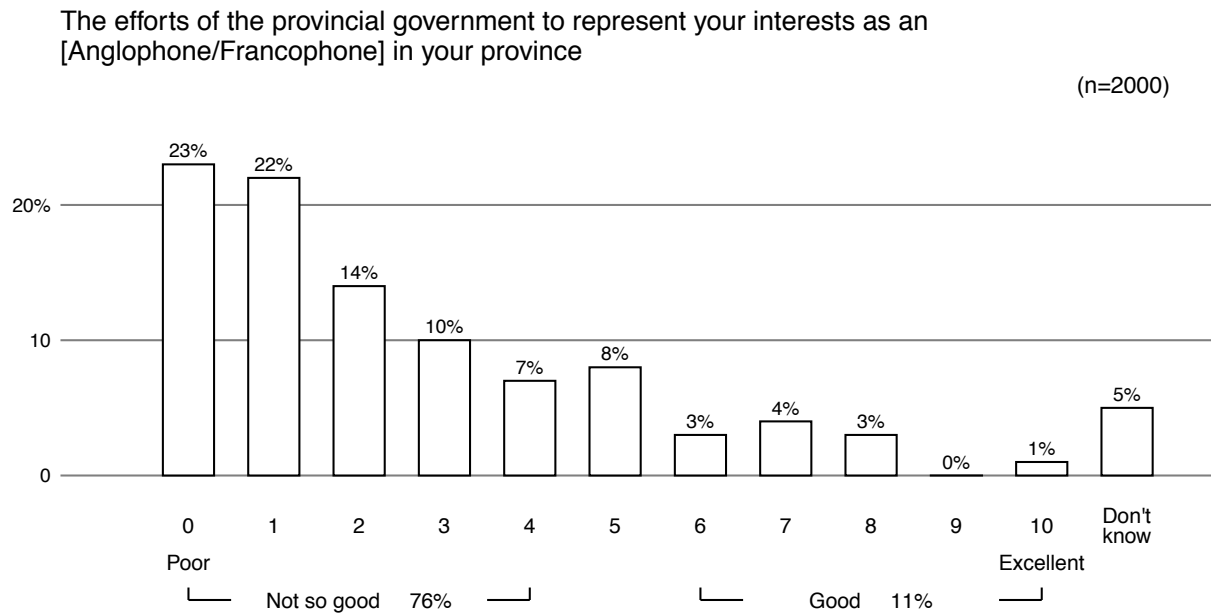


Figure 68

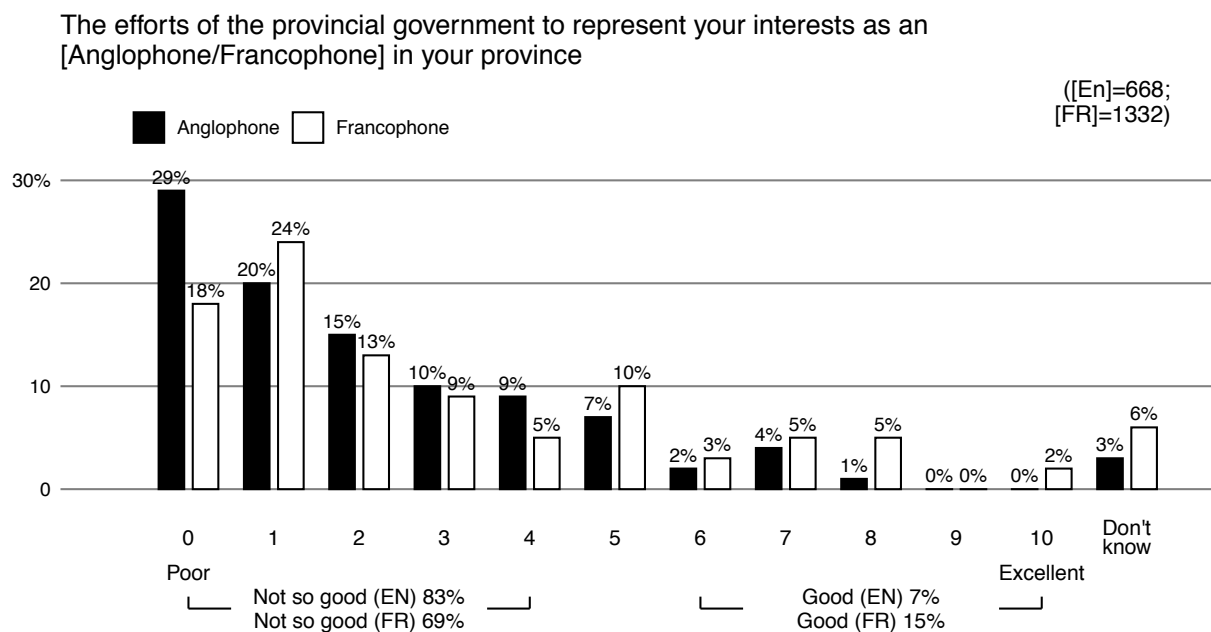


Figure 69

How satisfied are you with the level of access to services provided in [English/
 French] by the provincial government in your province?

(n=2000)

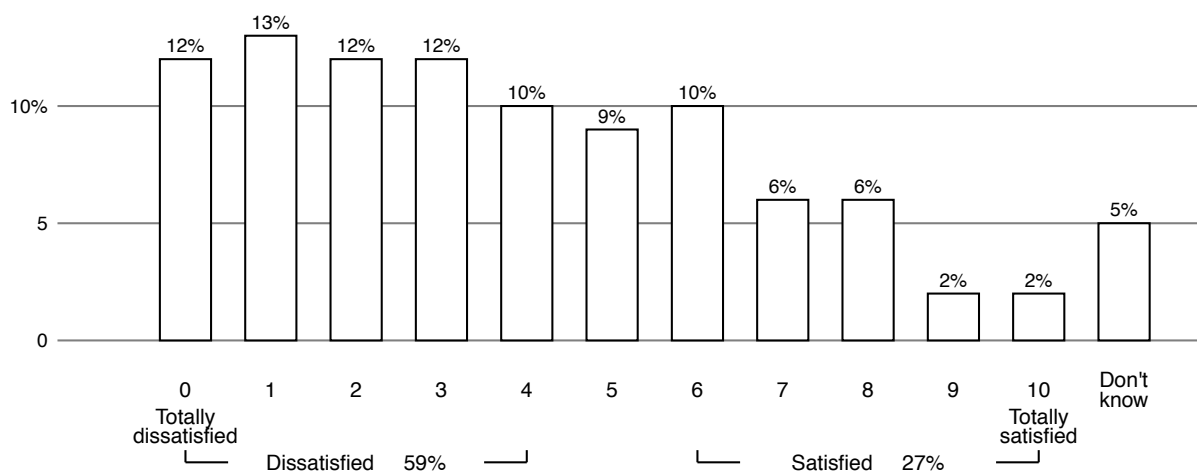


Figure 70

How satisfied are you with the level of access to services provided in [English/
 French] by the provincial government in your province?

([En]=668;
 [FR]=1332)

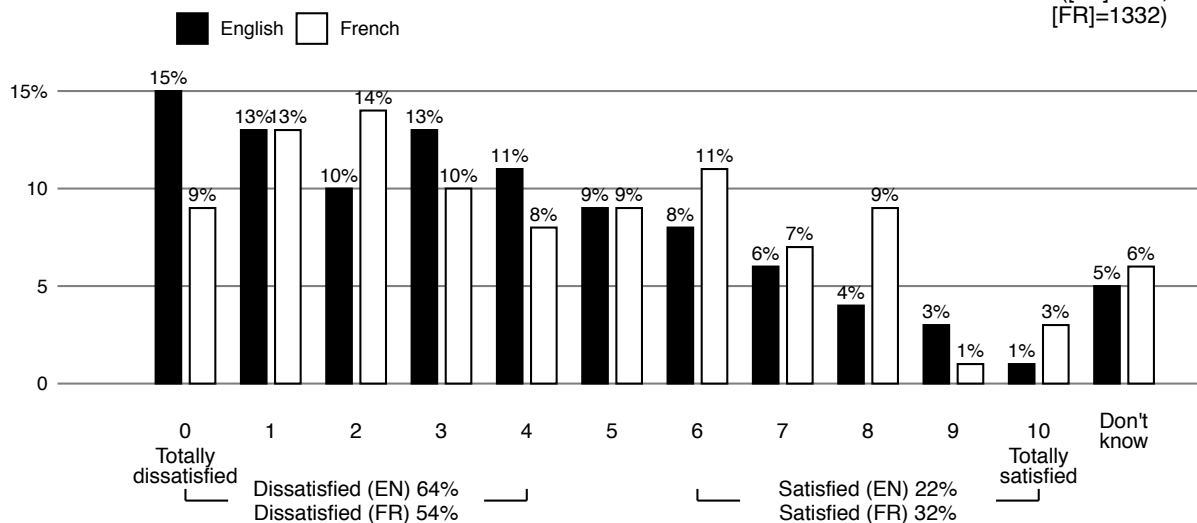


Figure 71

The efforts of the municipal government to represent your interests as an [Anglophone/
 Francophone] in your province

(n=2000)

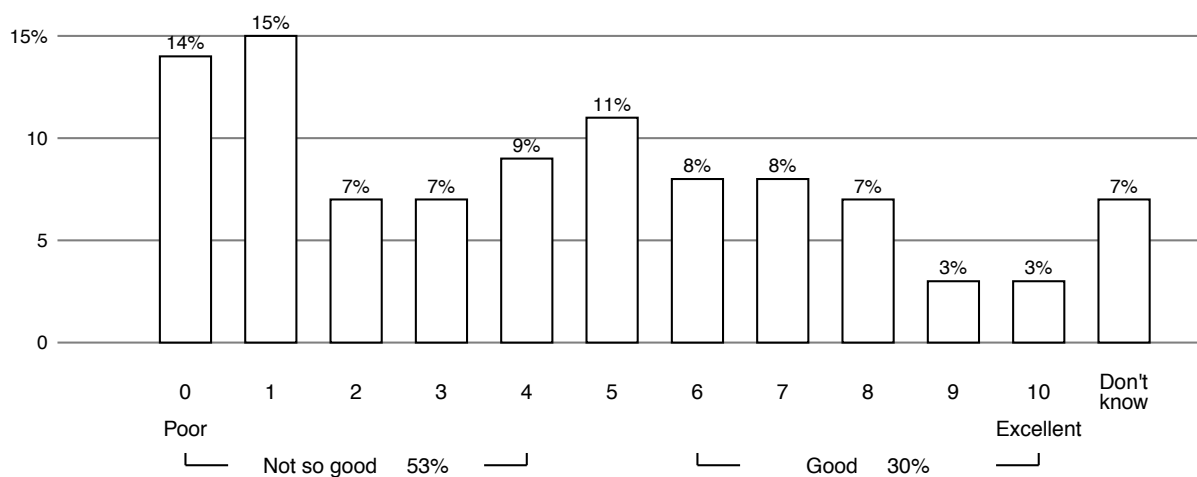


Figure 72

The efforts of the municipal government to represent your interests as an [Anglophone/
 Francophone] in your province

([En]=668;
 [FR]=1332)

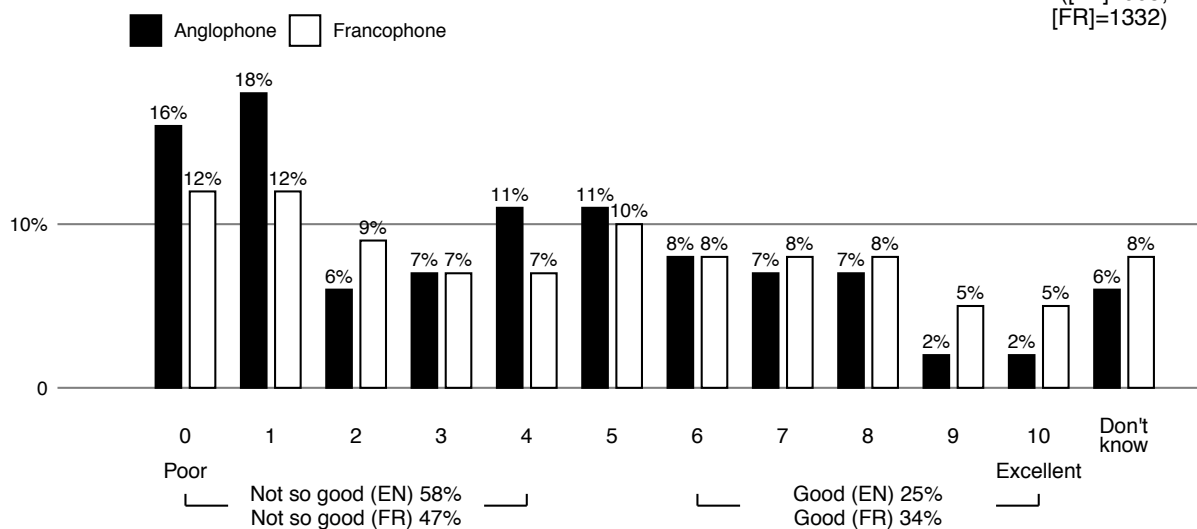


Figure 73

How satisfied are you with the level of access to services provided in [English/
 French] by the municipal government in your province?

(n=2000)

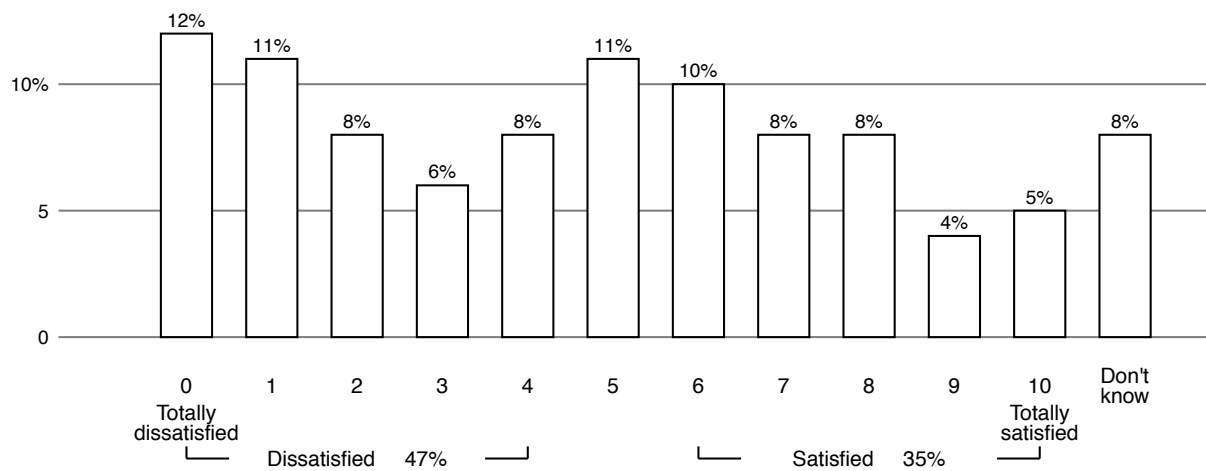


Figure 74

How satisfied are you with the level of access to services provided in [English/
 French] by the municipal government in your province?

([En]=668;
 [FR]=1332)

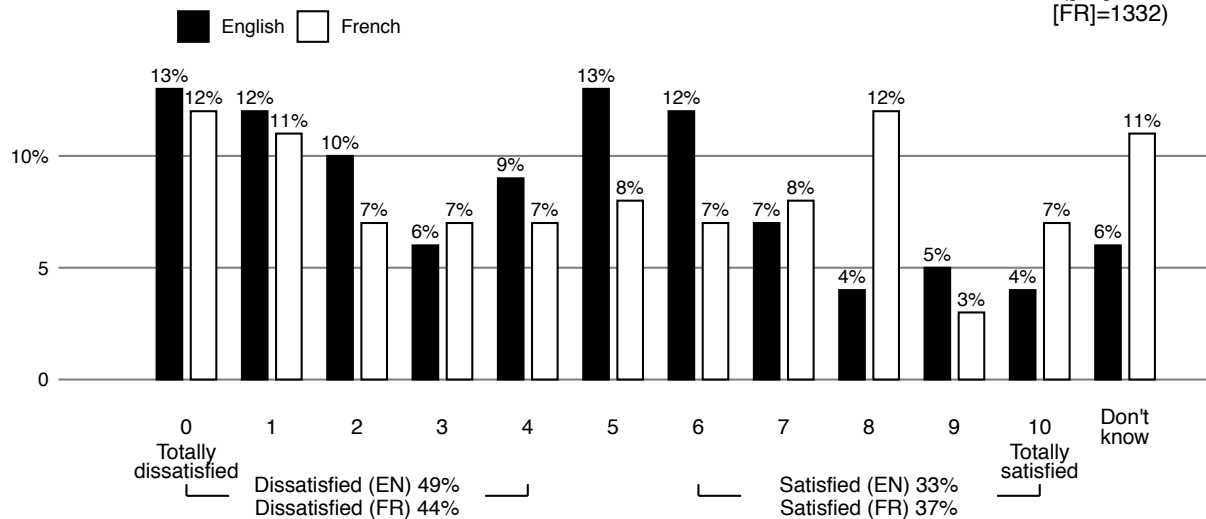


Figure 75

5 years from now, access to programs and services from the Government of Canada in
 [English/French] will become...

(n=2000)

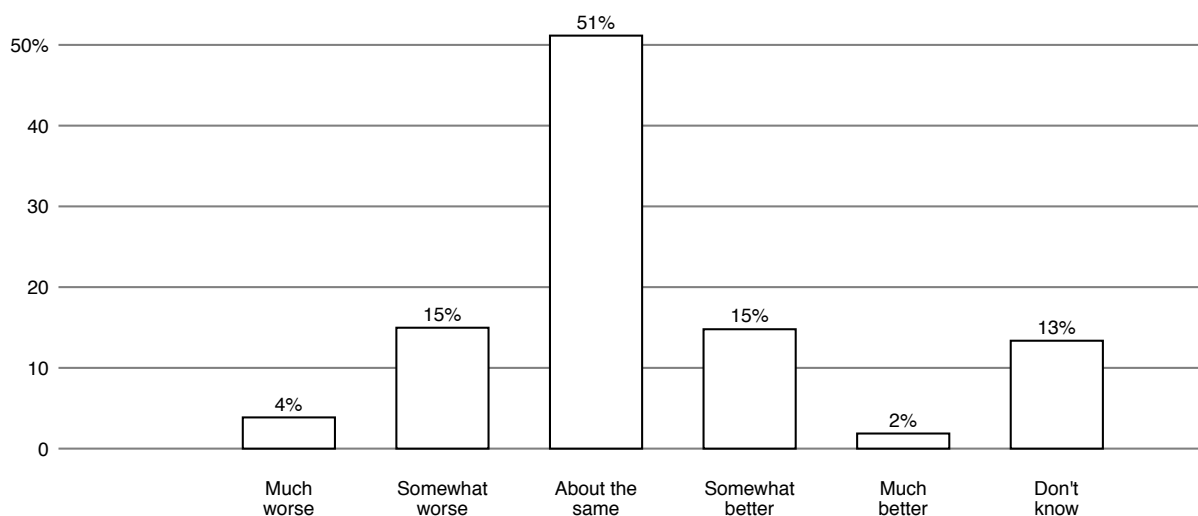


Figure 76

5 years from now, access to programs and services from the Government of Canada in
 [English/French] will become...

([En]=668;
 [FR]=1332)

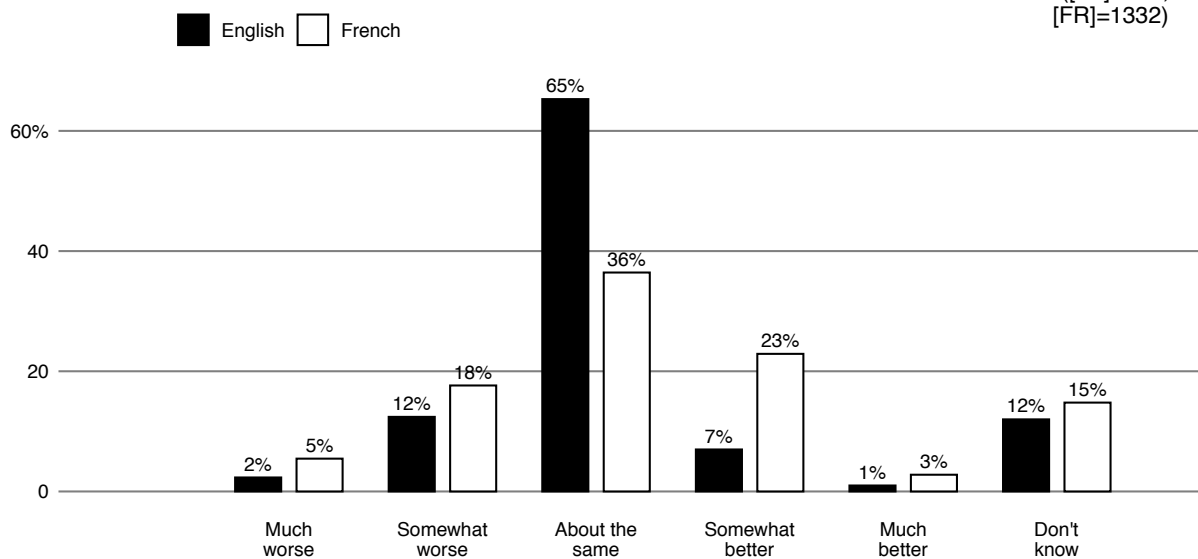


Figure 77

5 years from now, access to programs and services from the provincial government in
 [English/French] will become...

(n=2000)

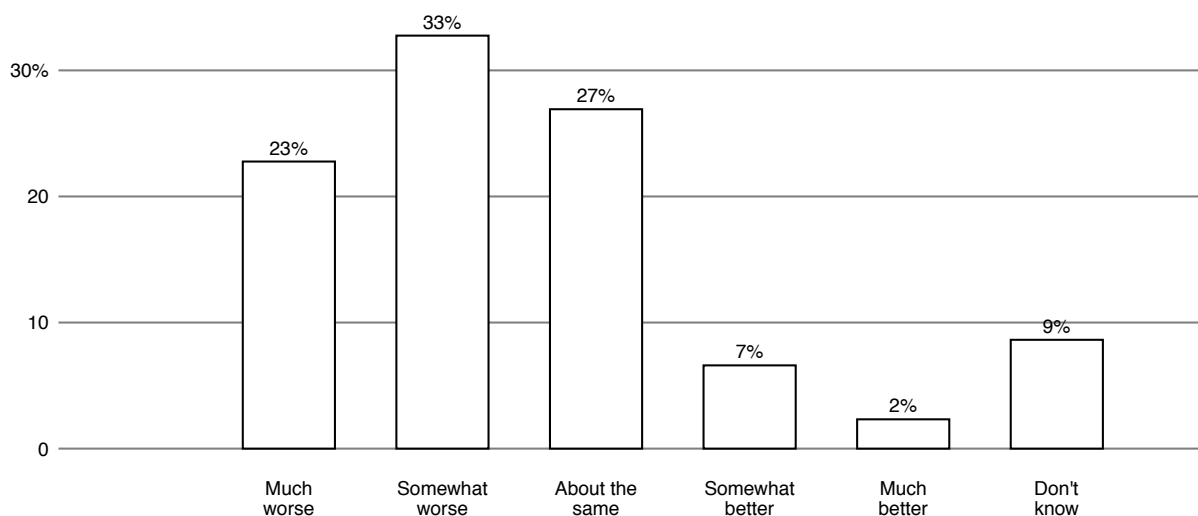


Figure 78

5 years from now, access to programs and services from the provincial government in
 [English/French] will become...

([En]=668;
 [FR]=1332)

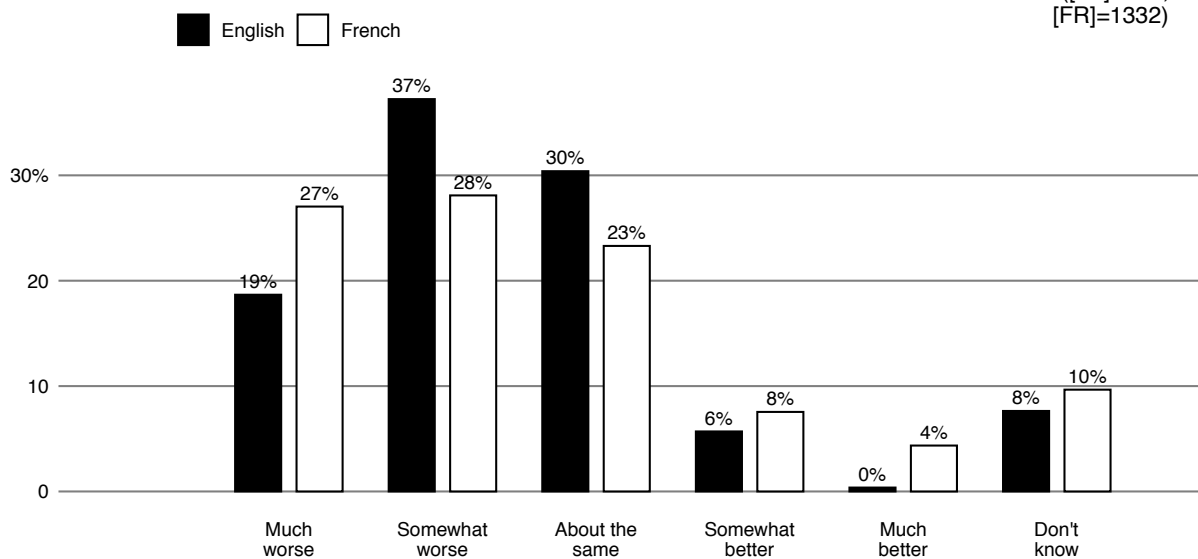


Figure 79

5 years from now, access to programs and services from the municipal government in
 [English/French] will become...

(n=1999)

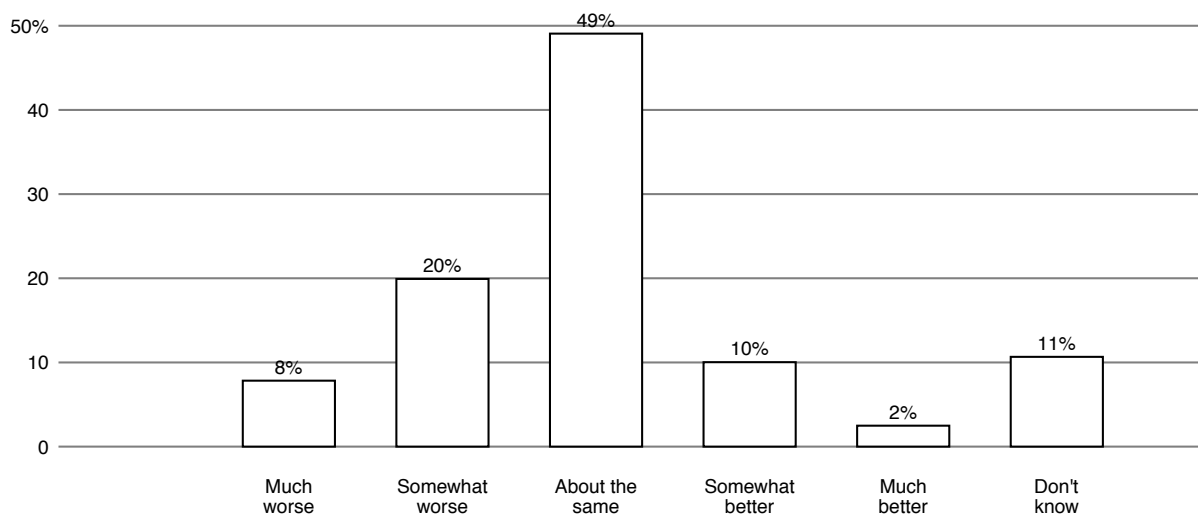


Figure 80

5 years from now, access to programs and services from the municipal government in
 [English/French] will become...

([En]=668;
 [FR]=1331)

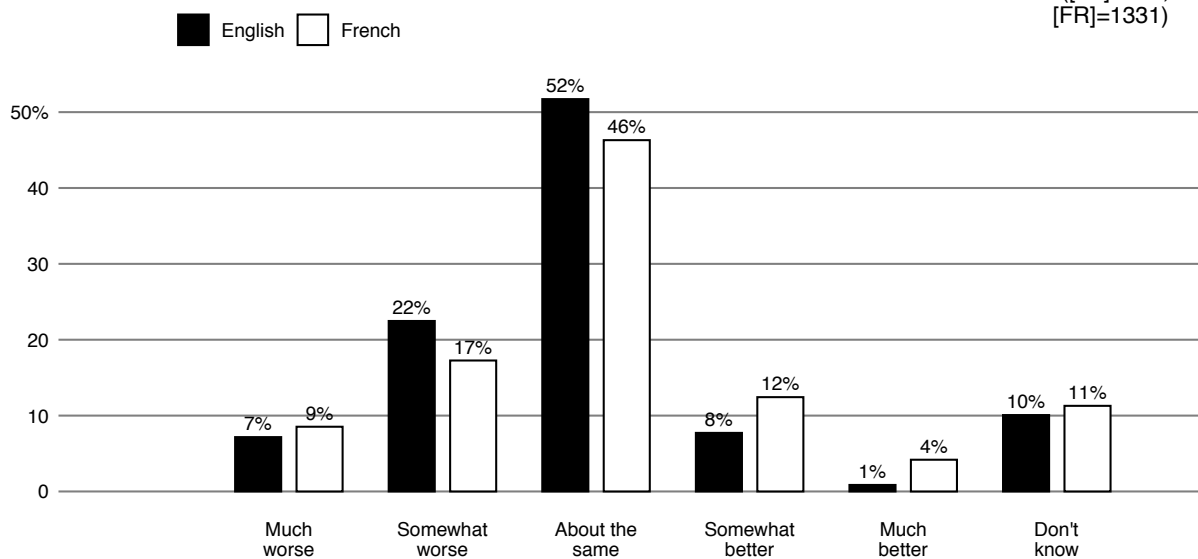


Figure 81

The efforts of the Government of Canada to represent your interests as an [Anglophone/
 Francophone] in your province

(n=2000)

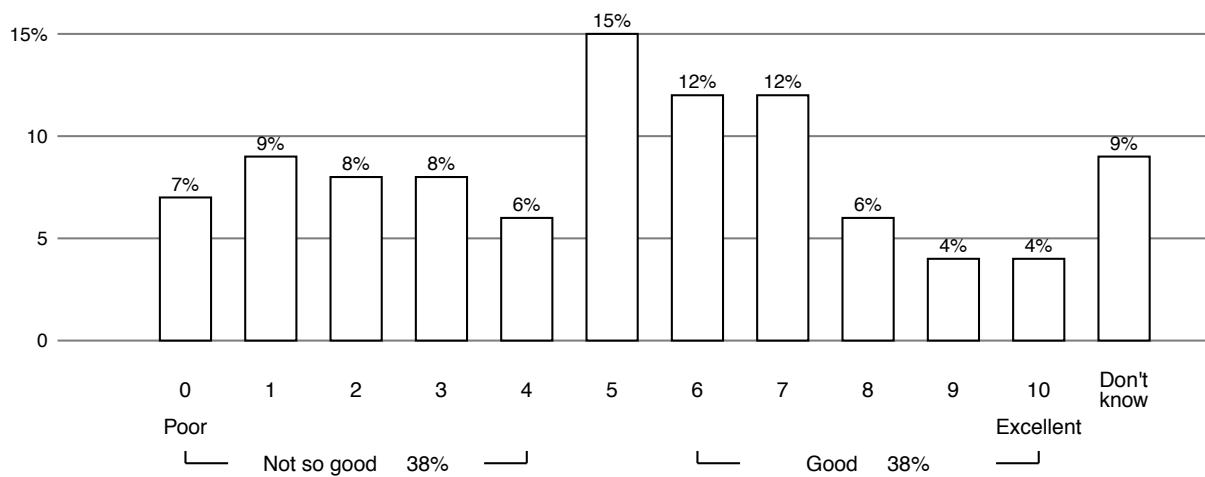


Figure 82

The efforts of the Government of Canada to represent your interests as an [Anglophone/
 Francophone] in your province

([En]=668;
 [FR]=1332)

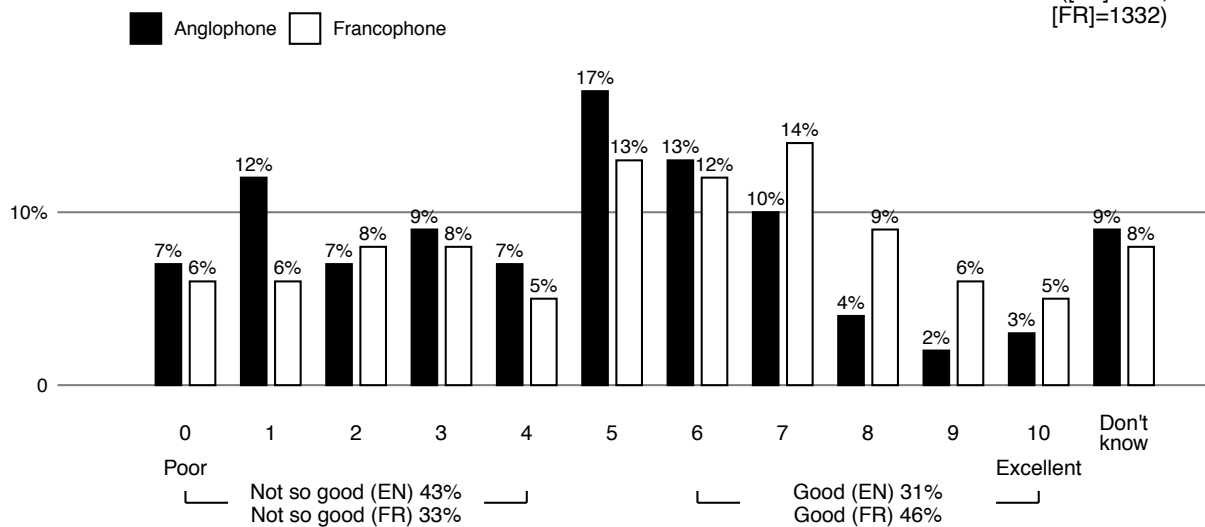


Figure 83

And in general, how would you evaluate the work done by the network of organizations that represent the interests, and support the community development, of the [Anglophone/ Francophone] community in your province? Would you say that it is...

(n=1995)

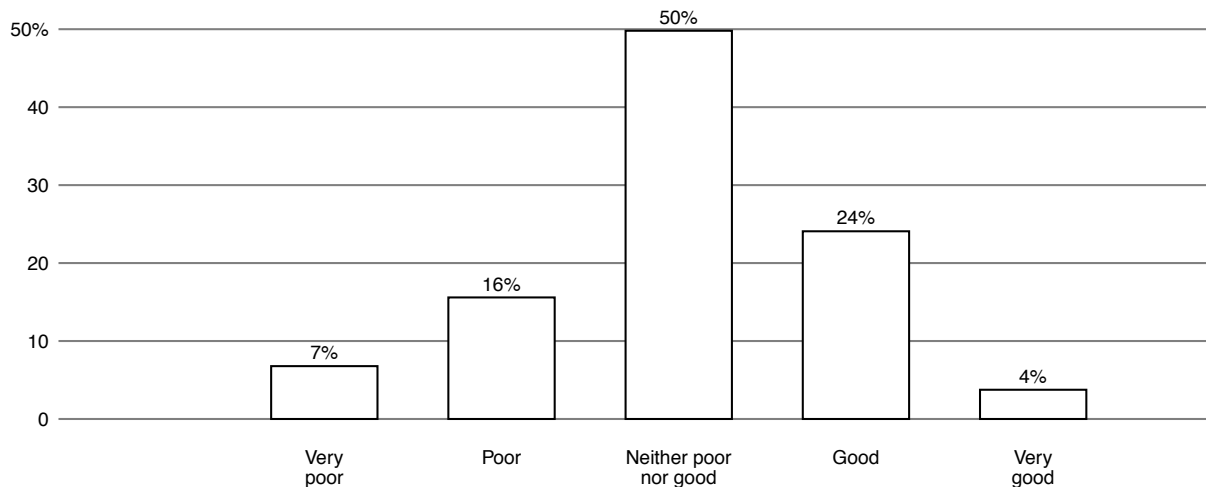


Figure 84

And in general, how would you evaluate the work done by the network of organizations that represent the interests, and support the community development, of the [Anglophone/ Francophone] community in your province? Would you say that it is...

([En]=667;
 [FR]=1328)

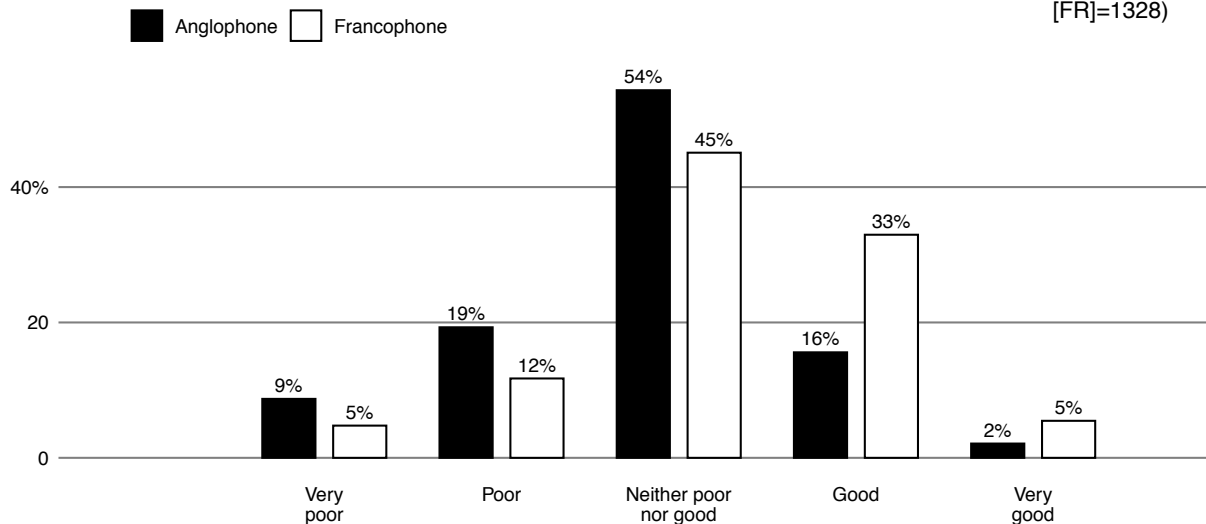


Figure 85

How satisfied are you with the level of access to services in [English/French] provided by the Government of Canada in your province?

(n=2000)

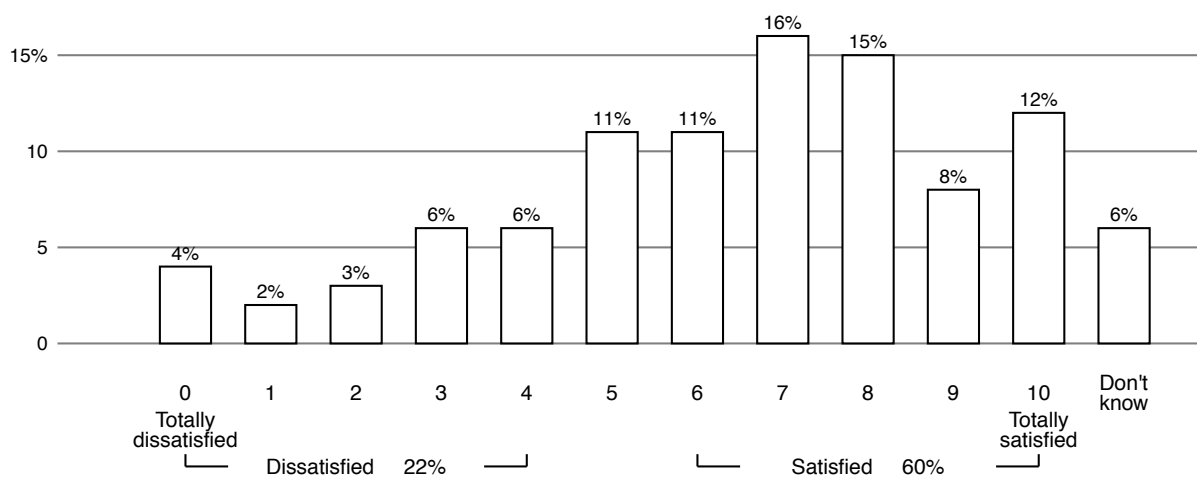
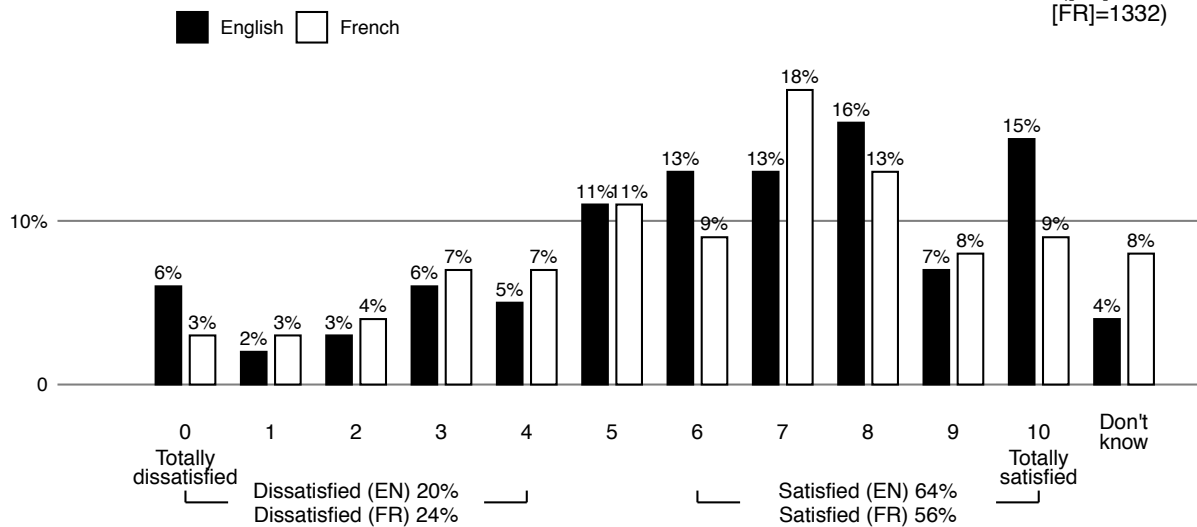


Figure 86

How satisfied are you with the level of access to services in [English/French] provided by the Government of Canada in your province?

([En]=668;
[FR]=1332)



Relationships across language groups

Francophones living outside Quebec and English-speaking Quebecers are split on whether there is good collaboration between both linguistic groups on issues that affect their regions as a whole (Figure 88). In the last five years, almost half of Francophones (46%) and half of English-speaking Quebecers (48%) have not seen any changes in the language majority's attitude towards them. There are nevertheless higher proportions of people among both groups (26% Francophones living outside Quebec; 30% English-speaking Quebecers) who say that the majority's attitude towards them has become more positive than those who say it has become more negative (21% Francophones living outside Quebec; 16% English-speaking Quebecers) (Figure 90).

Both communities do not believe that the language majorities in their regions are interested in the activities of their respective communities; however, English-speaking Quebecers (74%) are much more likely to hold this view compared to Francophones living outside Quebec (60%) (Figure 92). There are also more English-speaking Quebecers (64%) than Francophones living outside Quebec (54%), who believe that the language majority in their region does not recognize their community's societal contributions (Figure 94).

There is more consensus, however, in their attitudes toward foreigners who speak the same language. Francophones living outside Quebec (65%) and English-speaking Quebecers (70%) to somewhat varying degrees believe that their communities are welcoming towards people who speak the same language but come from outside Canada (Figure 96).

Figure 87

There is good collaboration between [Francophones/Anglophones] and [Anglophones/Francophones] on shared issues affecting our region.

(n=2000)

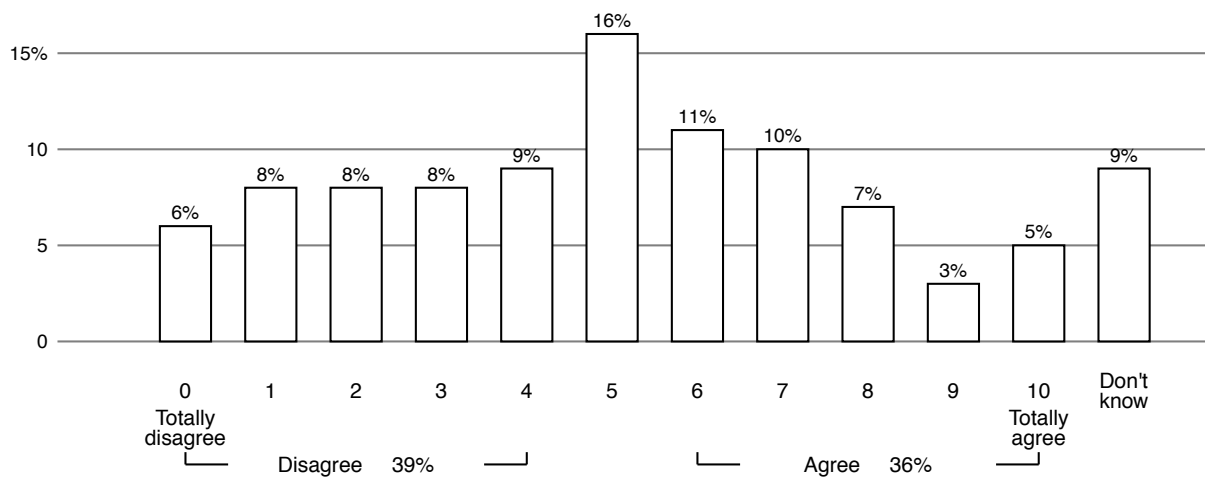


Figure 88

There is good collaboration between [Francophones/Anglophones] and [Anglophones/Francophones] on shared issues affecting our region.

([En]=668;
 [FR]=1332)

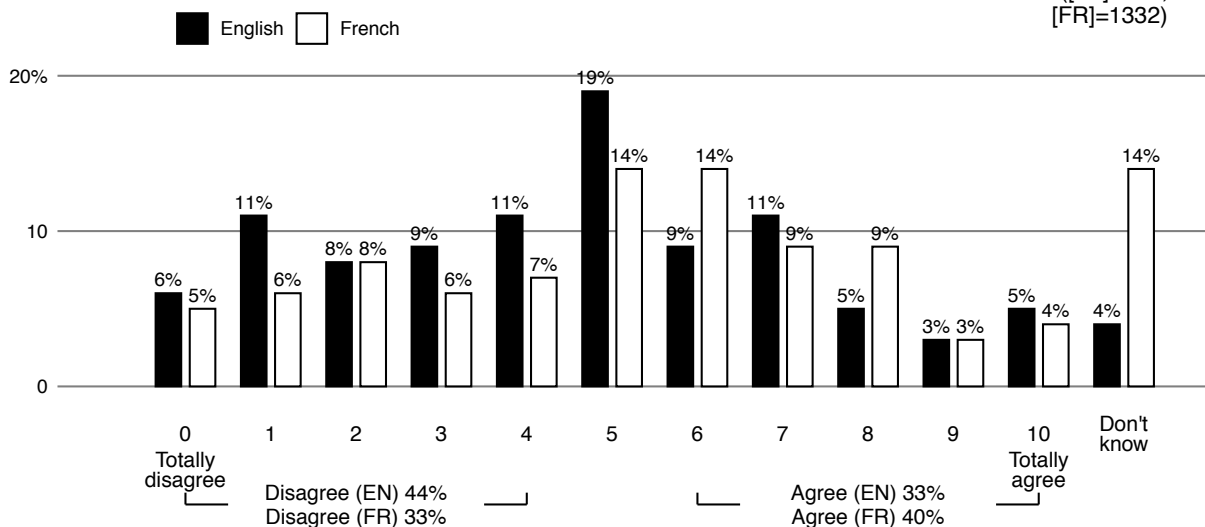


Figure 89

In your region, how would you describe the attitude of the [Francophones/Anglophones] toward the [Anglophones/Francophones] now, compared to 5 years ago? Is it...

(n=1999)

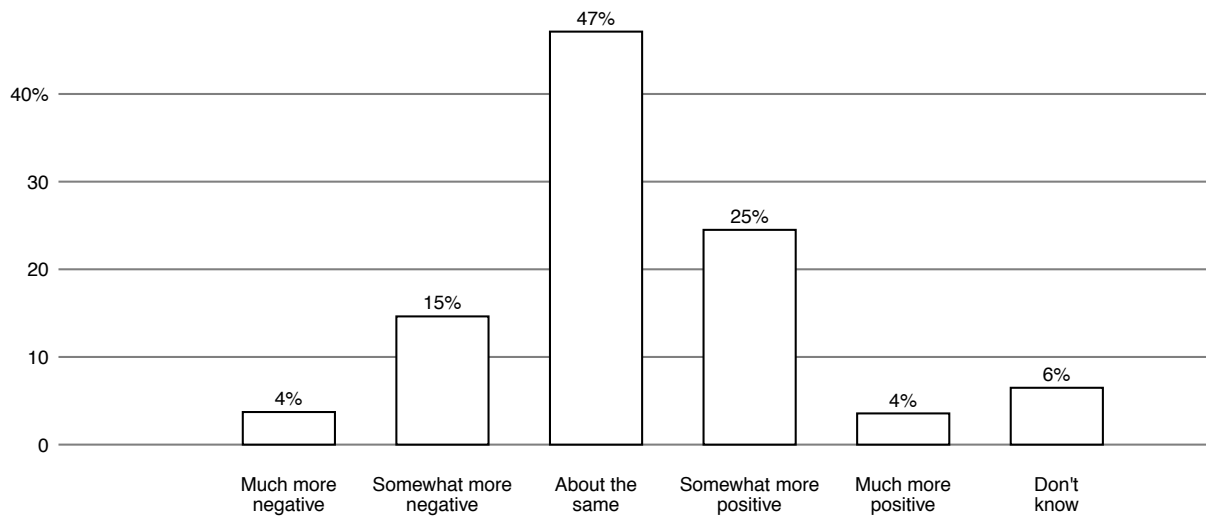


Figure 90

In your region, how would you describe the attitude of the [Francophones/Anglophones] toward the [Anglophones/Francophones] now, compared to 5 years ago? Is it...

([En]=668;
 [FR]=1331)

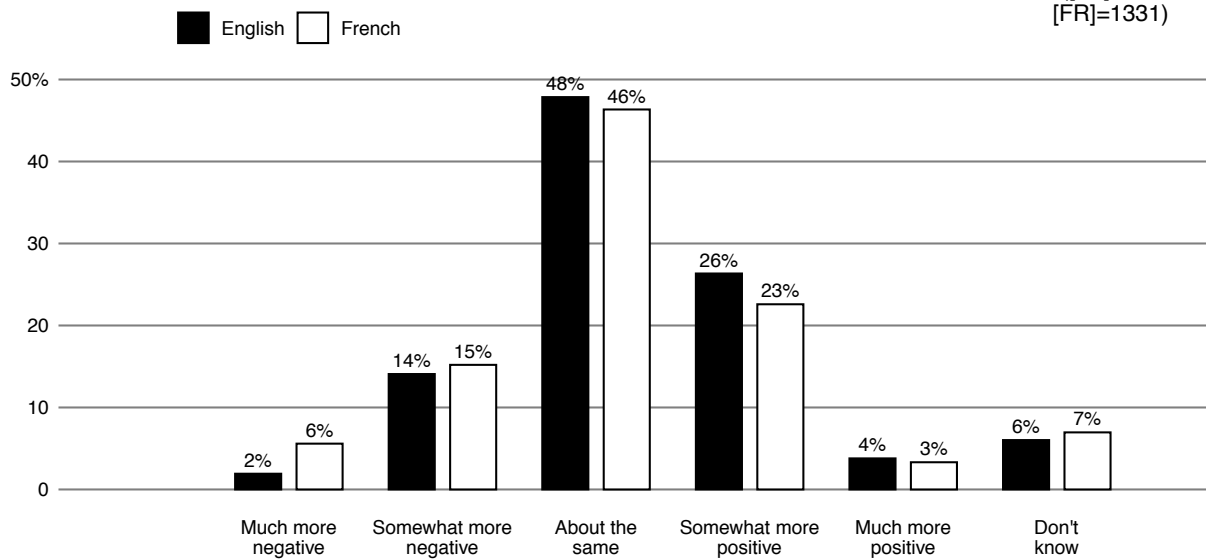


Figure 91

The [French-language/English-language] media are interested in the activities of the [Anglophone/Francophone] community in my region.

(n=2000)

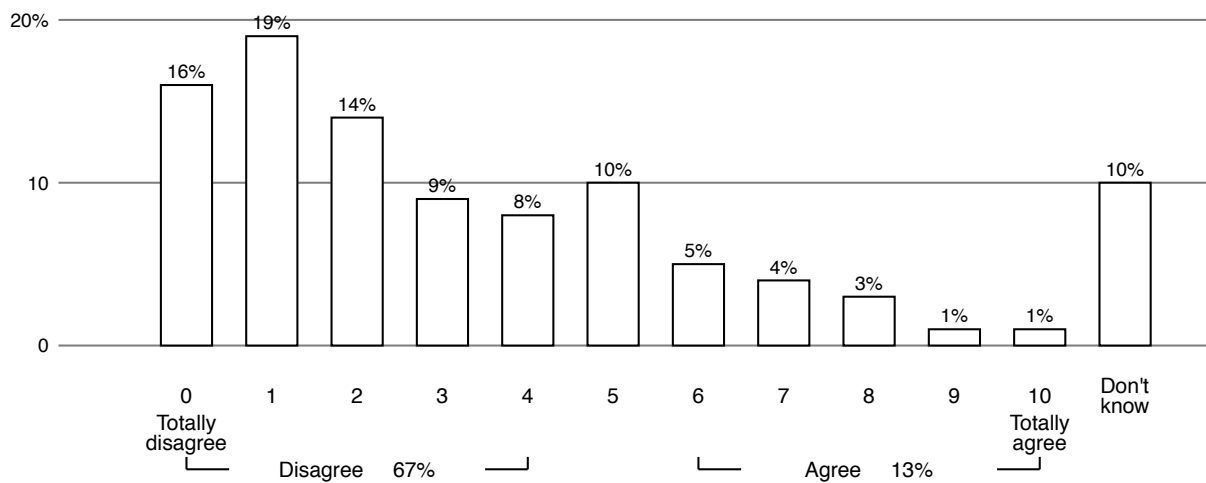


Figure 92

The [French-language/English-language] media are interested in the activities of the [Anglophone/Francophone] community in my region.

([En]=668;
 [FR]=1332)

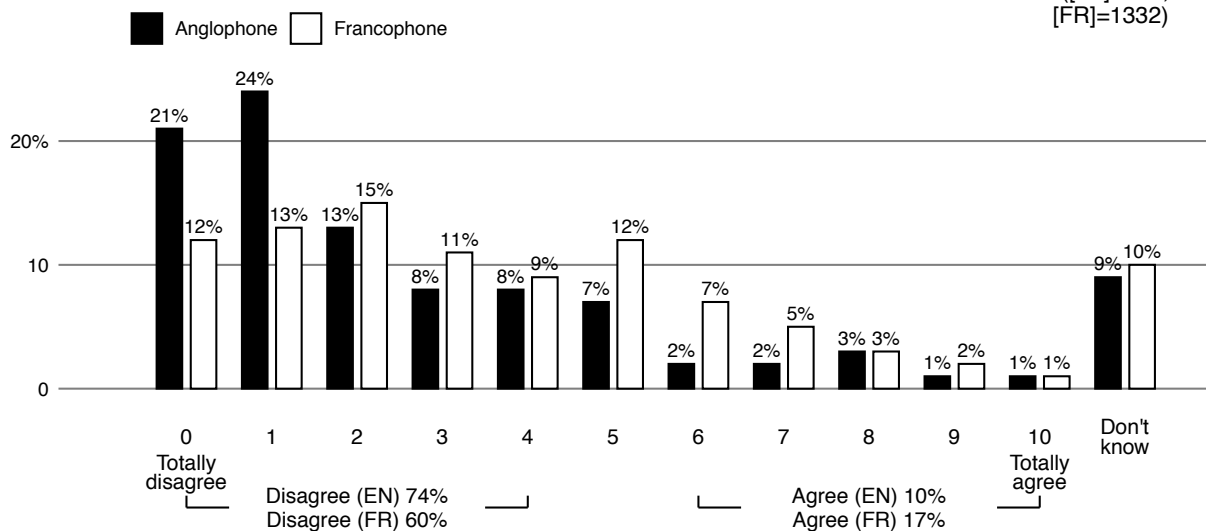


Figure 93

[Francophones/Anglophones] recognize the contribution of the [Anglophones/
 Francophones] to the vitality of my region.

(n=2000)

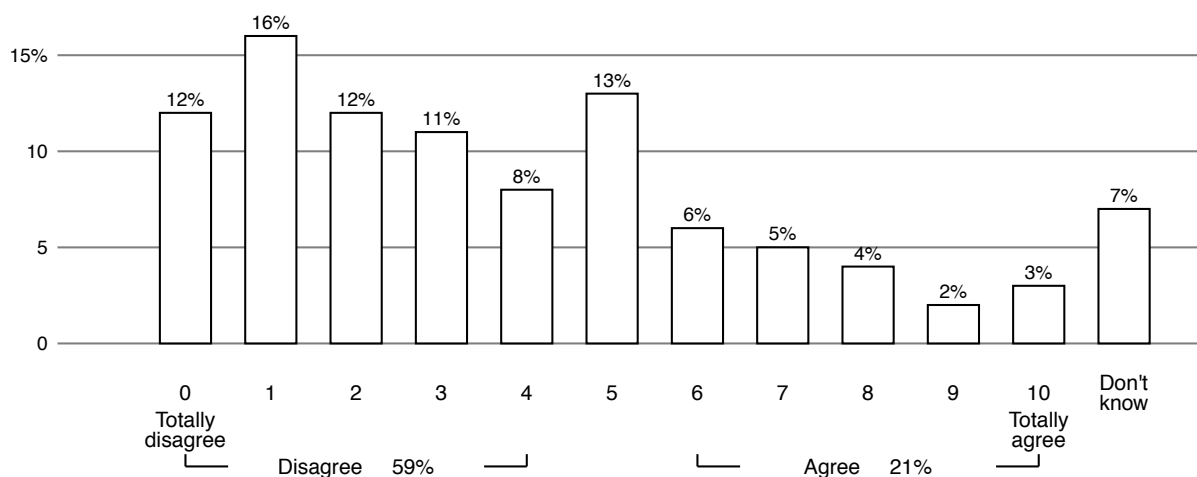


Figure 94

[Francophones/Anglophones] recognize the contribution of the [Anglophones/
 Francophones] to the vitality of my region.

([En]=668;
 [FR]=1332)

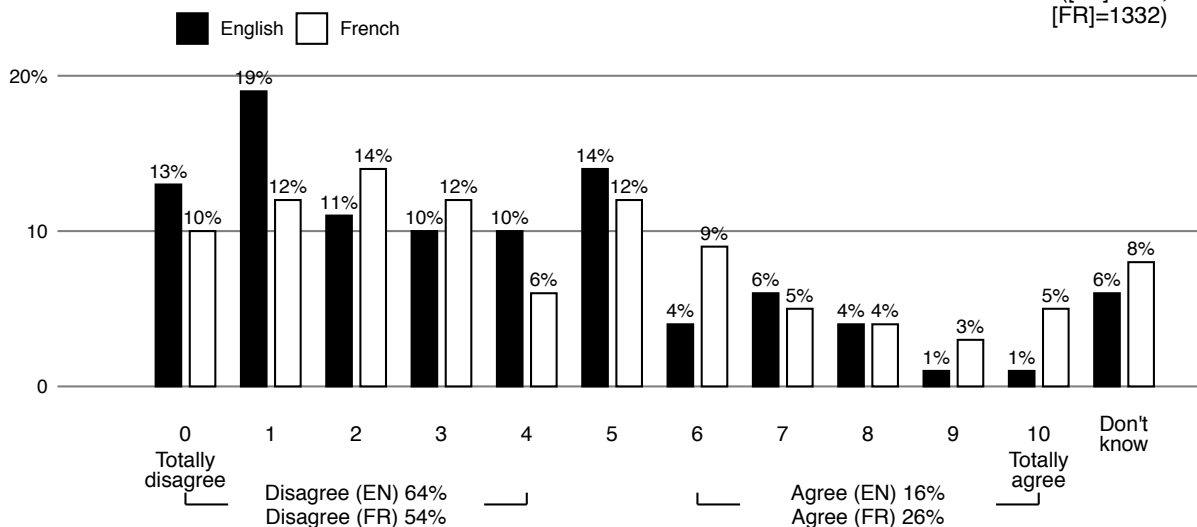


Figure 95

The [Anglophone/Francophone] community in my province is welcoming towards [Anglophones/Francophones] from outside Canada.

(n=2000)

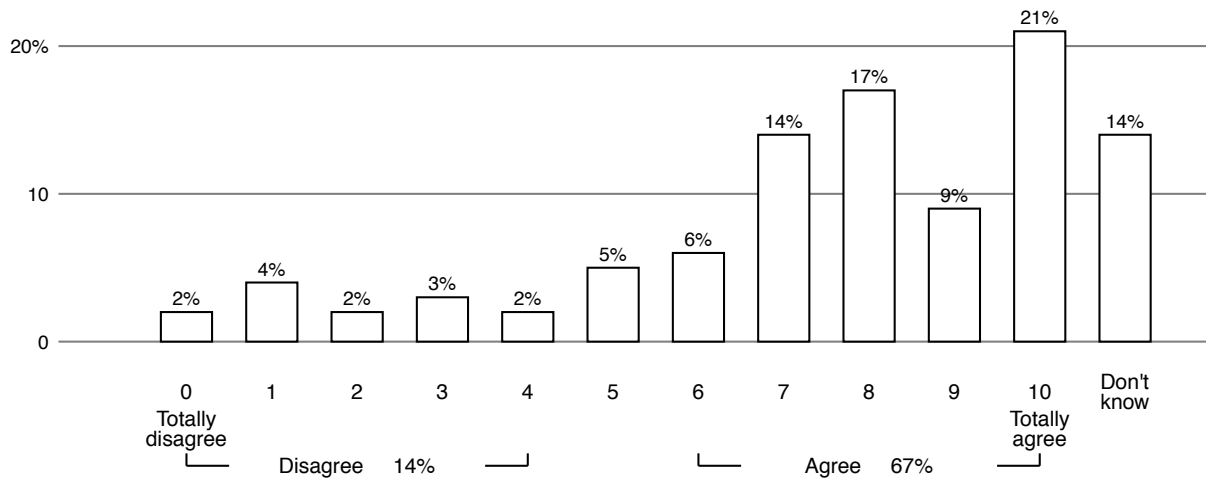
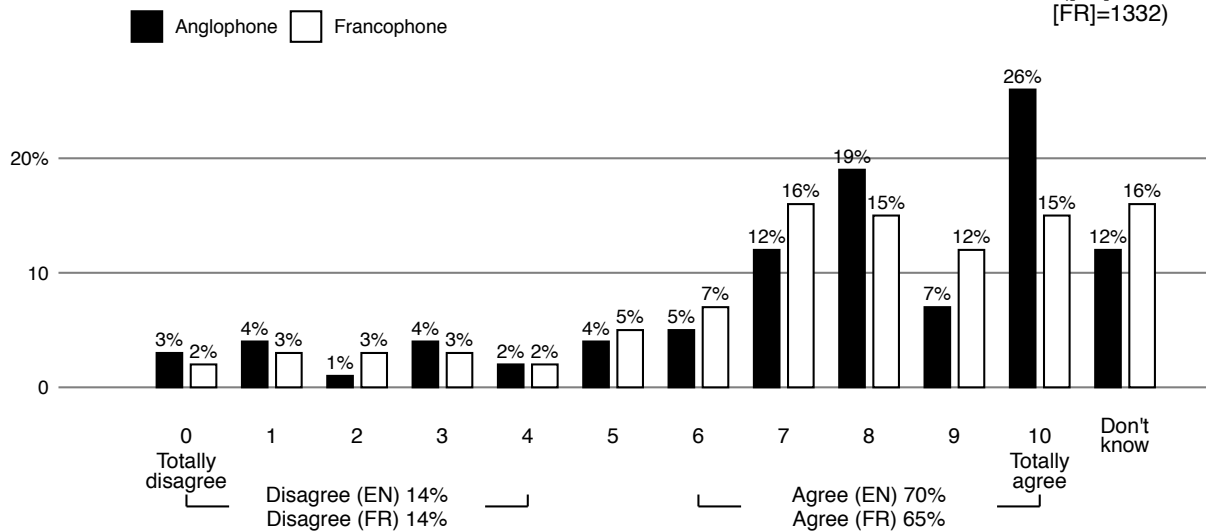


Figure 96

The [Anglophone/Francophone] community in my province is welcoming towards [Anglophones/Francophones] from outside Canada.

([En]=668;
[FR]=1332)



Appendix A: Questionnaire for English-speaking Quebecers

Heritage Canada Official Language Minority Community Survey

Q1 The Government of Canada is conducting this research survey on Canada's official languages: English and French. Vox Pop Labs has been hired to administer the survey.

Si vous préférez répondre au sondage en français, veuillez cliquer sur FRANÇAIS en utilisant le menu défilant.

The survey takes about 15 minutes to complete and is voluntary and completely confidential. Your answers will remain anonymous.

Q2 What is your MOTHER TONGUE, that is the first language that you learned and can still understand?

- ☐ English (1)
- ☐ French (2)
- ☐ Other (3)
- ☐ Don't know (4)

Q3 Which language do you speak MOST OFTEN at home?

- ☐ English (1)
- ☐ French (2)
- ☐ Other (3)
- ☐ Don't know (4)

Q4 Regardless of the other languages you speak, which of the two languages English or French, do you consider your first official language or your main official language?

- ☐ English (1)
- ☐ French (2)
- ☐ Don't know (3)

Q5 Do you speak English or French well enough to conduct a conversation?

- ☐ English only (1)
- ☐ French only (2)
- ☐ Both English and French (3)
- ☐ Neither English nor French (4)

Display This Question:
If Language = EN

Q6 In which province or territory do you currently reside?

- ☐ Alberta (1)
- ☐ British Columbia (2)
- ☐ Manitoba (3)

Final Report
*Study on the Appreciation and Perception of
Canada's Two Official Languages Among
Official Language Minority Communities*

- o New Brunswick (4)
- o Newfoundland and Labrador (5)
- o Northwest Territories (6)
- o Nova Scotia (7)
- o Nunavut (8)
- o Ontario (9)
- o Prince Edward Island (10)
- o Quebec (11)
- o Saskatchewan (12)
- o Yukon (13)
- o Don't know (14)

Q8 Were you born in Canada?

- o Yes (1)
- o No (2)
- o Don't know (3)

Display This Question:

If Language = EN

And Q8 = Yes

Q9 In which province or territory were you born?

- o Alberta (1)
- o British Columbia (2)
- o Manitoba (3)
- o New Brunswick (4)
- o Newfoundland and Labrador (5)
- o Northwest Territories (6)
- o Nova Scotia (7)
- o Nunavut (8)
- o Ontario (9)
- o Prince Edward Island (10)
- o Quebec (11)
- o Saskatchewan (12)
- o Yukon (13)
- o Don't know (14)

Q11 How long have you lived in the province or territory in which you currently reside?

- o Less than a year (1)
- o 1 year to 5 years (2)
- o 5 years to 10 years (3)
- o 10 years to 20 years (4)
- o 20 years to 30 years (5)
- o 30 years to 40 years (6)
- o More than 40 years (7)

Q12 5 years from now, do you think that you will still be living in the same province?

Final Report
*Study on the Appreciation and Perception of
Canada's Two Official Languages Among
Official Language Minority Communities*

- o Yes (1)
- o No (2)
- o Don't know (3)

Display This Question:
If Q12 = No

Q13 Why do you think you **will not** be living in the same province in 5 years' time?

- o Work/looking for work (1)
- o School (2)
- o Government/political situation (3)
- o Linguistic concerns (4)
- o Travel/don't like it here/climate (5)
- o Move back to home province (6)
- o Cost of living/taxes (7)
- o Personal reasons (e.g., health, marriage, etc.) (8)
- o Retired/age (9)
- o Other (Please specify): (10) _____
- o Don't know (11)

Q14 How would you describe your sense of belonging to the Anglophone community in your region?

- o 0 (1) - Very weak
- o 1 (2)
- o 2 (3)
- o 3 (4)
- o 4 (5)
- o 5 (6)
- o 6 (7)
- o 7 (8)
- o 8 (9)
- o 9 (10)
- o 10 (11) - Very strong
- o Don't know (12)

Q15 Is it possible for you to live in English in your region, that is anywhere within an hour drive from your home? By "live," we mean participate in such activities as practicing sports, attending social events or shopping.

- o Yes (1)
- o No (2)
- o Don't know (3)

Q16 How important is it to you to be able to live in English in your region?

- o 0 (1) - Not important at all
- o 1 (2)
- o 2 (3)

Final Report
*Study on the Appreciation and Perception of
Canada's Two Official Languages Among
Official Language Minority Communities*

- 3 (4)
- 4 (5)
- 5 (6)
- 6 (7)
- 7 (8)
- 8 (9)
- 9 (10)
- 10 (11) - Extremely important
- Don't know (12)

Q17 Again, just thinking of your region, how would you rate your capacity to live in English in 5 years' time? Will it be...

- Much more difficult (1)
- Somewhat more difficult (2)
- About the same (3)
- Somewhat easier (4)
- Much easier (5)
- Don't know (6)

Q18 How confident are you in...

Q19 The capacity of the Anglophone community in your region to remain strong in the future?

- 0 (1) - Not confident at all
- 1 (2)
- 2 (3)
- 3 (4)
- 4 (5)
- 5 (6)
- 6 (7)
- 7 (8)
- 8 (9)
- 9 (10)
- 10 (11) - Totally confident
- Don't know (12)

Q20 The ability of the Anglophone community to keep young people in the region?

- 0 (1) - Not confident at all
- 1 (2)
- 2 (3)
- 3 (4)
- 4 (5)
- 5 (6)
- 6 (7)
- 7 (8)
- 8 (9)
- 9 (10)
- 10 (11) - Totally confident

- Don't know (12)

Q21 Please indicate the extent to which you agree or disagree with the following statements:

Q22 The future of the Anglophone community is important to me.

- 0 (1) - Totally disagree
- 1 (2)
- 2 (3)
- 3 (4)
- 4 (5)
- 5 (6)
- 6 (7)
- 7 (8)
- 8 (9)
- 9 (10)
- 10 (11) - Totally agree
- Don't know (12)

Q23 I will do my part to ensure the continuance of my language and culture.

- 0 (1) - Totally disagree
- 1 (2)
- 2 (3)
- 3 (4)
- 4 (5)
- 5 (6)
- 6 (7)
- 7 (8)
- 8 (9)
- 9 (10)
- 10 (11) - Totally agree
- Don't know (12)

Q24 My generation is committed to transmitting our language and culture to the next generation.

- 0 (1) - Totally disagree
- 1 (2)
- 2 (3)
- 3 (4)
- 4 (5)
- 5 (6)
- 6 (7)
- 7 (8)
- 8 (9)
- 9 (10)
- 10 (11) - Totally agree
- Don't know (12)

Q25 The Anglophone community in my province has strong and effective leadership to represent its interests.

- o 0 (1) - Totally disagree
- o 1 (2)
- o 2 (3)
- o 3 (4)
- o 4 (5)
- o 5 (6)
- o 6 (7)
- o 7 (8)
- o 8 (9)
- o 9 (10)
- o 10 (11) - Totally agree
- o Don't know (12)

Q26 The Anglophone community in my province is welcoming towards Anglophones from outside Canada.

- o 0 (1) - Totally disagree
- o 1 (2)
- o 2 (3)
- o 3 (4)
- o 4 (5)
- o 5 (6)
- o 6 (7)
- o 7 (8)
- o 8 (9)
- o 9 (10)
- o 10 (11) - Totally agree
- o Don't know (12)

Q27 The state of my linguistic community has improved in the past 20 years.

- o 0 (1) - Totally disagree
- o 1 (2)
- o 2 (3)
- o 3 (4)
- o 4 (5)
- o 5 (6)
- o 6 (7)
- o 7 (8)
- o 8 (9)
- o 9 (10)
- o 10 (11) - Totally agree
- o Don't know (12)

Q28 The state of my linguistic community will be strong and more stable 20 years from now.

- o 0 (1) - Totally disagree
- o 1 (2)

Final Report
*Study on the Appreciation and Perception of
Canada's Two Official Languages Among
Official Language Minority Communities*

- 2 (3)
- 3 (4)
- 4 (5)
- 5 (6)
- 6 (7)
- 7 (8)
- 8 (9)
- 9 (10)
- 10 (11) - Totally agree
- Don't know (12)

Q29 The French-language media are interested in the activities of the Anglophone community in my region.

- 0 (1) - Totally disagree
- 1 (2)
- 2 (3)
- 3 (4)
- 4 (5)
- 5 (6)
- 6 (7)
- 7 (8)
- 8 (9)
- 9 (10)
- 10 (11) - Totally agree
- Don't know (12)

Q30 Francophones recognize the contribution of the Anglophones to the vitality of my region.

- 0 (1) - Totally disagree
- 1 (2)
- 2 (3)
- 3 (4)
- 4 (5)
- 5 (6)
- 6 (7)
- 7 (8)
- 8 (9)
- 9 (10)
- 10 (11) - Totally agree
- Don't know (12)

Q31 There is good collaboration between Francophones and Anglophones on shared issues affecting our region.

- 0 (1) - Totally disagree
- 1 (2)
- 2 (3)
- 3 (4)
- 4 (5)
- 5 (6)

Final Report
*Study on the Appreciation and Perception of
Canada's Two Official Languages Among
Official Language Minority Communities*

- o 6 (7)
- o 7 (8)
- o 8 (9)
- o 9 (10)
- o 10 (11) - Totally agree
- o Don't know (12)

Q32 The future of the French language is threatened in Canada.

- o 0 (1) - Totally disagree
- o 1 (2)
- o 2 (3)
- o 3 (4)
- o 4 (5)
- o 5 (6)
- o 6 (7)
- o 7 (8)
- o 8 (9)
- o 9 (10)
- o 10 (11) - Totally agree
- o Don't know (12)

Q33 In your region, how would you describe the attitude of the Francophones toward the Anglophones now, compared to 5 years ago? Is it...

- o Much more negative (1)
- o Somewhat more negative (2)
- o About the same (3)
- o Somewhat more positive (4)
- o Much more positive (5)
- o Don't know (6)

Q34 Do you feel comfortable speaking English in a Government of Canada office where it is indicated that bilingual services are available?

- o Yes (1)
- o No (2)
- o Don't know (3)

Q35 In the past 12 months, have you done any unpaid volunteer work?

- o Yes (1)
- o No (2)
- o Don't know (3)

Display This Question:

*If In the past 12 months, have you done any unpaid volunteer work? =
Yes*

Q36 What is the main language that you use in your volunteer activities?

- o English (1)

Final Report
*Study on the Appreciation and Perception of
Canada's Two Official Languages Among
Official Language Minority Communities*

- o French (2)
- o English and French equally (3)
- o Another language (4)
- o Don't know (5)

Q37 Now, we will ask you some questions about the provision of services in English your region. By "region," we mean anywhere within an hour drive from your home. How satisfied are you, in general, with the services offered in English in your region?

- o 0 (1) - Totally dissatisfied
- o 1 (2)
- o 2 (3)
- o 3 (4)
- o 4 (5)
- o 5 (6)
- o 6 (7)
- o 7 (8)
- o 8 (9)
- o 9 (10)
- o 10 (11) - Totally satisfied
- o Don't know (12)

Q38 And how satisfied are you with the services offered in English in your region in the following areas?

Q39 Primary and secondary education in English

- o 0 (1) - Totally dissatisfied
- o 1 (2)
- o 2 (3)
- o 3 (4)
- o 4 (5)
- o 5 (6)
- o 6 (7)
- o 7 (8)
- o 8 (9)
- o 9 (10)
- o 10 (11) - Totally satisfied
- o Don't know (12)

Q40 Media and communications (e.g., radio, television, Internet and newspapers) in English

- o 0 (1) - Totally dissatisfied
- o 1 (2)
- o 2 (3)
- o 3 (4)
- o 4 (5)
- o 5 (6)
- o 6 (7)
- o 7 (8)

Final Report
*Study on the Appreciation and Perception of
Canada's Two Official Languages Among
Official Language Minority Communities*

- 8 (9)
- 9 (10)
- 10 (11) - Totally satisfied
- Don't know (12)

Q41 Health and social services in English

- 0 (1) - Totally dissatisfied
- 1 (2)
- 2 (3)
- 3 (4)
- 4 (5)
- 5 (6)
- 6 (7)
- 7 (8)
- 8 (9)
- 9 (10)
- 10 (11) - Totally satisfied
- Don't know (12)

Q42 Sports and recreation services in English

- 0 (1) - Totally dissatisfied
- 1 (2)
- 2 (3)
- 3 (4)
- 4 (5)
- 5 (6)
- 6 (7)
- 7 (8)
- 8 (9)
- 9 (10)
- 10 (11) - Totally satisfied
- Don't know (12)

Q43 Post-secondary education and training in English

- 0 (1) - Totally dissatisfied
- 1 (2)
- 2 (3)
- 3 (4)
- 4 (5)
- 5 (6)
- 6 (7)
- 7 (8)
- 8 (9)
- 9 (10)
- 10 (11) - Totally satisfied
- Don't know (12)

Q44 Arts and culture (e.g., movies, theatre, books and literature) in English

Final Report
*Study on the Appreciation and Perception of
Canada's Two Official Languages Among
Official Language Minority Communities*

- 0 (1) - Totally dissatisfied
- 1 (2)
- 2 (3)
- 3 (4)
- 4 (5)
- 5 (6)
- 6 (7)
- 7 (8)
- 8 (9)
- 9 (10)
- 10 (11) - Totally satisfied
- Don't know (12)

Q45 Employment services in English

- 0 (1) - Totally dissatisfied
- 1 (2)
- 2 (3)
- 3 (4)
- 4 (5)
- 5 (6)
- 6 (7)
- 7 (8)
- 8 (9)
- 9 (10)
- 10 (11) - Totally satisfied
- Don't know (12)

Q46 Daycares/preschool services in English

- 0 (1) - Totally dissatisfied
- 1 (2)
- 2 (3)
- 3 (4)
- 4 (5)
- 5 (6)
- 6 (7)
- 7 (8)
- 8 (9)
- 9 (10)
- 10 (11) - Totally satisfied
- Don't know (12)

Q47 Legal services or court proceedings in English

- 0 (1) - Totally dissatisfied
- 1 (2)
- 2 (3)
- 3 (4)
- 4 (5)
- 5 (6)
- 6 (7)

Final Report
*Study on the Appreciation and Perception of
 Canada's Two Official Languages Among
 Official Language Minority Communities*

- 7 (8)
- 8 (9)
- 9 (10)
- 10 (11) - Totally satisfied
- Don't know (12)

Q48 Again, thinking of your region, how has access to services in English changed overall over the past 5 years? Has it become...

- Much worse (1)
- Somewhat worse (2)
- About the same (3)
- Somewhat better (4)
- Much better (5)
- Don't know (6)

Q49 And how has access to services in English in the following areas changed over the past 5 years?

	Much worse (1)	Somewhat worse (2)	About the same (3)	Somewhat better (4)	Much better (5)	Don't know (6)
Access to services offered in English for primary and secondary education has become... (1)						

Final Report
*Study on the Appreciation and Perception of
Canada's Two Official Languages Among
Official Language Minority Communities*

Access to services offered in English for media and communications (e.g., radio, television, Internet and newspapers) has become... (2)						
Access to services offered in English for health and social services has become... (3)						
Access to services offered in English for sports and recreation services has become... (4)						
Access to services offered in English for post-secondary education and training has become... (5)						
Access to services offered in English for arts and culture (e.g., movies, theatre, books and literature) has become... (6)						
Access to services offered in English for employment services has become... (7)						
Access to services offered in English for daycares/preschool services has become... (8)						
Access to services offered in English for legal services or court proceedings has become... (9)						

Final Report
*Study on the Appreciation and Perception of
Canada's Two Official Languages Among
Official Language Minority Communities*

Q50 Using a scale from 0 to 10, where 0 means not at all committed and 10 means totally committed, please indicate the extent to which...

Q51 GOVERNMENTAL organizations are committed to representing and serving the interests of Anglophones in your province?

- o 0 (1) - Not at all committed
- o 1 (2)
- o 2 (3)
- o 3 (4)
- o 4 (5)
- o 5 (6)
- o 6 (7)
- o 7 (8)
- o 8 (9)
- o 9 (10)
- o 10 (11) - Totally committed
- o Don't know (12)

Q52 COMMUNITY-BASED and NOT-FOR-PROFIT organizations outside of the government are committed to representing and serving the interests of Anglophones in your province?

- o 0 (1) - Not at all committed
- o 1 (2)
- o 2 (3)
- o 3 (4)
- o 4 (5)
- o 5 (6)
- o 6 (7)
- o 7 (8)
- o 8 (9)
- o 9 (10)
- o 10 (11) - Totally committed
- o Don't know (12)

Q53 Please indicate whether you agree or disagree with the following statements. In support of the development of the Anglophone community in your province, the priority should be to improve access to...

Q54 Primary and secondary education in English

- o 0 (1) - Strongly disagree
- o 1 (2)
- o 2 (3)
- o 3 (4)
- o 4 (5)
- o 5 (6)
- o 6 (7)
- o 7 (8)
- o 8 (9)
- o 9 (10)

Final Report
*Study on the Appreciation and Perception of
Canada's Two Official Languages Among
Official Language Minority Communities*

- 10 (11) - Strongly agree
- Don't know (12)

Q55 Media and communications in English (e.g., radio, television, Internet and newspapers)

- 0 (1) - Strongly disagree
- 1 (2)
- 2 (3)
- 3 (4)
- 4 (5)
- 5 (6)
- 6 (7)
- 7 (8)
- 8 (9)
- 9 (10)
- 10 (11) - Strongly agree
- Don't know (12)

Q56 Health and social services in English

- 0 (1) - Strongly disagree
- 1 (2)
- 2 (3)
- 3 (4)
- 4 (5)
- 5 (6)
- 6 (7)
- 7 (8)
- 8 (9)
- 9 (10)
- 10 (11) - Strongly agree
- Don't know (12)

Q57 Sports and recreation services in English

- 0 (1) - Strongly disagree
- 1 (2)
- 2 (3)
- 3 (4)
- 4 (5)
- 5 (6)
- 6 (7)
- 7 (8)
- 8 (9)
- 9 (10)
- 10 (11) - Strongly agree
- Don't know (12)

Q58 Post-secondary education and training in English

- 0 (1) - Strongly disagree
- 1 (2)

Final Report
*Study on the Appreciation and Perception of
Canada's Two Official Languages Among
Official Language Minority Communities*

- 2 (3)
- 3 (4)
- 4 (5)
- 5 (6)
- 6 (7)
- 7 (8)
- 8 (9)
- 9 (10)
- 10 (11) - Strongly agree
- Don't know (12)

Q59 Arts and culture in English (e.g., movies, theatre, books and literature)

- 0 (1) - Strongly disagree
- 1 (2)
- 2 (3)
- 3 (4)
- 4 (5)
- 5 (6)
- 6 (7)
- 7 (8)
- 8 (9)
- 9 (10)
- 10 (11) - Strongly agree
- Don't know (12)

Q60 Employment services in English

- 0 (1) - Strongly disagree
- 1 (2)
- 2 (3)
- 3 (4)
- 4 (5)
- 5 (6)
- 6 (7)
- 7 (8)
- 8 (9)
- 9 (10)
- 10 (11) - Strongly agree
- Don't know (12)

Q61 Daycares/preschool services in English

- 0 (1) - Strongly disagree
- 1 (2)
- 2 (3)
- 3 (4)
- 4 (5)
- 5 (6)
- 6 (7)
- 7 (8)

Final Report
*Study on the Appreciation and Perception of
Canada's Two Official Languages Among
Official Language Minority Communities*

- 8 (9)
- 9 (10)
- 10 (11) - Strongly agree
- Don't know (12)

Q62 Legal services or court proceedings in English

- 0 (1) - Strongly disagree
- 1 (2)
- 2 (3)
- 3 (4)
- 4 (5)
- 5 (6)
- 6 (7)
- 7 (8)
- 8 (9)
- 9 (10)
- 10 (11) - Strongly agree
- Don't know (12)

Q63 Using a scale from 0 to 10, where 0 means poor and 10 means excellent, how would you rate the following?

Q64 The efforts of the Government of Canada to represent your interests as an Anglophone in your province

- 0 (1) - Poor
- 1 (2)
- 2 (3)
- 3 (4)
- 4 (5)
- 5 (6)
- 6 (7)
- 7 (8)
- 8 (9)
- 9 (10)
- 10 (11) - Excellent
- Don't know (12)

Q65 The efforts of the provincial government to represent your interests as an Anglophone in your province

- 0 (1) - Poor
- 1 (2)
- 2 (3)
- 3 (4)
- 4 (5)
- 5 (6)
- 6 (7)
- 7 (8)
- 8 (9)
- 9 (10)

Final Report
*Study on the Appreciation and Perception of
Canada's Two Official Languages Among
Official Language Minority Communities*

- o 10 (11) - Excellent
- o Don't know (12)

Q66 The efforts of the municipal government to represent your interests as an Anglophone in your province

- o 0 (1) - Poor
- o 1 (2)
- o 2 (3)
- o 3 (4)
- o 4 (5)
- o 5 (6)
- o 6 (7)
- o 7 (8)
- o 8 (9)
- o 9 (10)
- o 10 (11) - Excellent
- o Don't know (12)

Q67 To what extent do you agree or disagree that the Government of Canada SHOULD support the development of the Anglophone community in your province?

- o 0 (1) - Totally disagree
- o 1 (2)
- o 2 (3)
- o 3 (4)
- o 4 (5)
- o 5 (6)
- o 6 (7)
- o 7 (8)
- o 8 (9)
- o 9 (10)
- o 10 (11) - Totally agree
- o Don't know (12)

Q68 How involved would you say that the Government of Canada is in supporting the development of the Anglophone community now, compared to 5 years ago? Is it...

- o Much less involved (1)
- o Somewhat less involved (2)
- o About the same (3)
- o Somewhat more involved (4)
- o Much more involved (5)
- o Don't know (6)

Q69 How satisfied are you overall with the services in English provided by the Government of Canada in your province?

- o 0 (1) - Totally dissatisfied
- o 1 (2)
- o 2 (3)

Final Report
*Study on the Appreciation and Perception of
Canada's Two Official Languages Among
Official Language Minority Communities*

- 3 (4)
- 4 (5)
- 5 (6)
- 6 (7)
- 7 (8)
- 8 (9)
- 9 (10)
- 10 (11) - Totally satisfied
- Don't know (12)

Q70 How satisfied are you with the level of access to services in English provided by the Government of Canada in your province?

- 0 (1) - Totally dissatisfied
- 1 (2)
- 2 (3)
- 3 (4)
- 4 (5)
- 5 (6)
- 6 (7)
- 7 (8)
- 8 (9)
- 9 (10)
- 10 (11) - Totally satisfied
- Don't know (12)

Q71 How satisfied are you with the level of access to services provided in English by the provincial government in your province?

- 0 (1) - Totally dissatisfied
- 1 (2)
- 2 (3)
- 3 (4)
- 4 (5)
- 5 (6)
- 6 (7)
- 7 (8)
- 8 (9)
- 9 (10)
- 10 (11) - Totally satisfied
- Don't know (12)

Q72 How satisfied are you with the level of access to services provided in English by the municipal government in your province?

- 0 (1) - Totally dissatisfied
- 1 (2)
- 2 (3)
- 3 (4)
- 4 (5)
- 5 (6)
- 6 (7)

Final Report
*Study on the Appreciation and Perception of
Canada's Two Official Languages Among
Official Language Minority Communities*

- o 7 (8)
- o 8 (9)
- o 9 (10)
- o 10 (11) - Totally satisfied
- o Don't know (12)

Q73 5 years from now, access to programs and services from the Government of Canada in English will become...

- o Much worse (1)
- o Somewhat worse (2)
- o About the same (3)
- o Somewhat better (4)
- o Much better (5)
- o Don't know (6)

Q74 5 years from now, access to programs and services from the provincial government in English will become...

- o Much worse (1)
- o Somewhat worse (2)
- o About the same (3)
- o Somewhat better (4)
- o Much better (5)
- o Don't know (6)

Q75 5 years from now, access to programs and services from the municipal government in English will become...

- o Much worse (1)
- o Somewhat worse (2)
- o About the same (3)
- o Somewhat better (4)
- o Much better (5)
- o Don't know (6)

Q76 Compared to 5 years ago, the Government of Canada's support for community-based groups, serving the interests of the Anglophone community in your province, is...

- o Less effective (1)
- o About the same (2)
- o More effective (3)
- o Don't know (4)

Q77 Is the Government of Canada's level of support for community-based groups that serve the interests of the Anglophone community in your province currently...

- o Less than it should be (1)
- o At about the right level (2)
- o More than it should be (3)
- o Don't know (4)

Final Report
*Study on the Appreciation and Perception of
Canada's Two Official Languages Among
Official Language Minority Communities*

Q78 And in general, how would you evaluate the work done by the network of organizations that represent the interests, and support the community development, of the Anglophone community in your province? Would you say that it is...

- ☐ Very poor (1)
- ☐ Poor (2)
- ☐ Neither poor nor good (3)
- ☐ Good (4)
- ☐ Very good (5)

Q79 To what extent do you agree or disagree that the Government of Canada and your province should work together to improve services in English in your province?

- ☐ 0 (1) - Totally disagree
- ☐ 1 (2)
- ☐ 2 (3)
- ☐ 3 (4)
- ☐ 4 (5)
- ☐ 5 (6)
- ☐ 6 (7)
- ☐ 7 (8)
- ☐ 8 (9)
- ☐ 9 (10)
- ☐ 10 (11) - Totally agree
- ☐ Don't know (12)

Q146 Now, we'd like to ask you a few questions about yourself. Please note that all responses will be anonymized and reported only in aggregated form.

Q148 What is the highest level of formal education that you have completed?

- ☐ Grade 8 or less (1)
- ☐ Some high school (2)
- ☐ Completed high school (3)
- ☐ Technical, vocational post-secondary, college, CEGEP (4)
- ☐ Some university (5)
- ☐ Completed university degree (6)
- ☐ Post-graduate degree (Masters, Ph.D.) (7)
- ☐ Don't know (8)

Q149 Do you have any children under the age of 18 living at home?

- ☐ Yes (1)
- ☐ No (2)
- ☐ Don't know (3)

Display This Question:

If Q4 = English

And Q149 = Yes

Q150 Are they attending an English-language primary or secondary school?

- o Yes (1)
- o No (2)
- o Don't know (3)

Display This Question:

If Q4 = English

And Q150 = No

Q152 Why are they not attending an English-language school?

- o No minority education offered (1)
- o Distance/proximity (2)
- o Quality of education (3)
- o No need to learn other language (4)
- o Not eligible to attend schools in the Anglophone education system in \${Q6/ChoiceGroup/SelectedChoices} (5)
- o Too young (6)
- o Other (Please specify): (7) _____
- o Don't know (8)

Display This Question:

If Q149 = Yes

Q154 When you **yourself** speak to your children at home, is it...

- o Only in French (1)
- o Only in English (2)
- o Only in another language (3)
- o Most often in French (4)
- o Most often in English (5)
- o Most often in another language (6)
- o French and English equally (7)
- o French and another language equally (8)
- o English and another language equally (9)
- o Don't know (10)

Q155 What is your current employment status?

- o Working full-time (35 hours or more per week) (1)
- o Working part-time (less than 35 hours per week) (2)
- o Self-employed (3)
- o Not employed at the present time (4)
- o Not able to work (5)
- o A student (6)
- o A homemaker (7)
- o Retired (8)
- o Other (Please specify): (9) _____
- o Don't know (10)

Q156 Which of the following categories best describes your total household income?

- o Under \$10,000 (1)
- o \$10,000 to \$19,999 (2)
- o \$20,000 to \$29,999 (3)
- o \$30,000 to \$39,999 (4)
- o \$40,000 to \$49,999 (5)
- o \$50,000 to \$59,999 (6)
- o \$60,000 to \$69,999 (7)
- o \$70,000 to \$79,999 (8)
- o \$80,000 to \$99,999 (9)
- o \$100,000 or more (10)
- o Don't know (11)

Appendix B: Questionnaire for Francophones living outside Quebec

Enquête sur les communautés de langue officielle en situation minoritaire de Patrimoine canadien

Q1 Le gouvernement du Canada effectue présentement un sondage à l'échelle nationale au sujet des deux langues officielles du Canada soit : le français et l'anglais. Les services de Vox Pop Labs ont été retenus afin d'administrer le sondage.

If you would prefer to answer the survey in English, please click on the ENGLISH option using the dropdown.

Le sondage est d'une durée d'environ 15 minutes et votre participation est volontaire. Vos réponses sont strictement confidentielles et demeureront anonymes.

Q2 Quelle est votre LANGUE MATERNELLE, c'est-à-dire la première langue que vous avez apprise et que vous comprenez encore?

- ☐ Anglais (1)
- ☐ Français (2)
- ☐ Autre (3)
- ☐ Ne sais pas (4)

Q3 Quelle langue parlez-vous LE PLUS SOUVENT à la maison?

- ☐ Anglais (1)
- ☐ Français (2)
- ☐ Autre (3)
- ☐ Ne sais pas (4)

Q4 Peu importe les autres langues que vous parlez, laquelle entre les deux langues officielles, soit le français ou l'anglais, considérez-vous être votre première langue officielle ou votre principale langue officielle?

- ☐ Anglais (1)
- ☐ Français (2)
- ☐ Ne sais pas (3)

Q5 Parlez-vous assez bien l'anglais ou le français pour soutenir une conversation?

- ☐ Anglais seulement (1)
- ☐ Français seulement (2)
- ☐ Anglais et français (3)
- ☐ Ni l'anglais, ni le français (4)

*Afficher cette question :
si Langue = FR*

Q6 Dans quelle province ou quel territoire résidez-vous actuellement?

- o Alberta (1)
- o Colombie-Britannique (2)
- o Île-du-Prince-Édouard (10)
- o Manitoba (3)
- o Nouveau-Brunswick (4)
- o Nouvelle-Écosse (7)
- o Nunavut (8)
- o Ontario (9)
- o Québec (11)
- o Saskatchewan (12)
- o Terre-Neuve-et-Labrador (5)
- o Territoires du Nord-Ouest (6)
- o Yukon (13)
- o Ne sais pas (14)

Q8 Êtes-vous né(e) au Canada?

- o Oui (1)
- o Non (2)
- o Ne sais pas (3)

Afficher cette question :

si Q8 = Oui

et Langue = FR

Q9 Dans quelle province ou quel territoire êtes-vous né(e)?

- o Alberta (1)
- o Colombie-Britannique (2)
- o Île-du-Prince-Édouard (10)
- o Manitoba (3)
- o Nouveau-Brunswick (4)
- o Nouvelle-Écosse (7)
- o Nunavut (8)
- o Ontario (9)
- o Québec (11)
- o Saskatchewan (12)
- o Terre-Neuve-et-Labrador (5)
- o Territoires du Nord-Ouest (6)
- o Yukon (13)
- o Ne sais pas (14)

Q11 Depuis combien de temps vivez-vous dans votre province ou votre territoire de résidence actuel?

- o Moins d'un an (1)
- o De 1 à 5 ans (2)
- o De 5 à 10 ans (3)
- o De 10 à 20 ans (4)
- o De 20 à 30 ans (5)

Final Report
*Study on the Appreciation and Perception of
Canada's Two Official Languages Among
Official Language Minority Communities*

- o De 30 à 40 ans (6)
- o Plus de 40 ans (7)

Q12 Dans 5 ans, prévoyez-vous résider dans la même province?

- o Oui (1)
- o Non (2)
- o Ne sais pas (3)

Afficher cette question :
si Q12 = Non

Q13 Pourquoi croyez-vous que vous **ne vivrez pas** dans la même province dans 5 ans?

- o Travail/à la recherche d'un emploi (1)
- o Études (2)
- o Situation gouvernementale/politique (3)
- o Préoccupations linguistiques (4)
- o Voyage/n'aime pas vivre dans cette province/climat (5)
- o Retour à sa province d'origine (6)
- o Coût de la vie/les impôts (7)
- o Raisons personnelles (p. ex. : santé, mariage, etc.) (8)
- o Retraite/âge (9)
- o Autre (veuillez préciser) : (10) _____
- o Ne sais pas (11)

Q14 Comment évaluez-vous votre sentiment d'appartenance à la collectivité francophone de votre région?

- o 0 (1) - Très faible
- o 1 (2)
- o 2 (3)
- o 3 (4)
- o 4 (5)
- o 5 (6)
- o 6 (7)
- o 7 (8)
- o 8 (9)
- o 9 (10)
- o 10 (11) - Très fort
- o Ne sais pas (12)

Q15 Pouvez-vous vivre en français dans votre région, c'est-à-dire n'importe où dans un rayon d'une heure en automobile de votre foyer? Par « vivre », nous entendons participer à des activités telles que pratiquer des sports, assister à des événements sociaux ou magasiner.

- o Oui (1)
- o Non (2)
- o Ne sais pas (3)

Q16 Dans quelle mesure jugez-vous important pour vous de pouvoir vivre en français dans votre région?

- ☐ 0 (1) - Pas du tout important
- ☐ 1 (2)
- ☐ 2 (3)
- ☐ 3 (4)
- ☐ 4 (5)
- ☐ 5 (6)
- ☐ 6 (7)
- ☐ 7 (8)
- ☐ 8 (9)
- ☐ 9 (10)
- ☐ 10 (11) - Extrêmement important
- ☐ Ne sais pas (12)

Q17 Encore une fois, en ne faisant référence qu'à votre région, dans quelle mesure sera-t-il possible pour vous d'y vivre en français dans 5 ans? Ce sera...

- ☐ Beaucoup plus difficile (1)
- ☐ Un peu plus difficile (2)
- ☐ Ni plus facile, ni plus difficile (3)
- ☐ Un peu plus facile (4)
- ☐ Beaucoup plus facile (5)
- ☐ Ne sais pas (6)

Q18 Quel est votre niveau de confiance à l'égard de...

Q19 La capacité de la collectivité francophone de votre région à demeurer forte à l'avenir?

- ☐ 0 (1) - Pas du tout confiance
- ☐ 1 (2)
- ☐ 2 (3)
- ☐ 3 (4)
- ☐ 4 (5)
- ☐ 5 (6)
- ☐ 6 (7)
- ☐ 7 (8)
- ☐ 8 (9)
- ☐ 9 (10)
- ☐ 10 (11) - Tout à fait confiance
- ☐ Ne sais pas (12)

Q20 La capacité de la collectivité francophone à garder les jeunes dans la région?

- ☐ 0 (1) - Pas du tout confiance
- ☐ 1 (2)
- ☐ 2 (3)
- ☐ 3 (4)
- ☐ 4 (5)

Final Report
*Study on the Appreciation and Perception of
Canada's Two Official Languages Among
Official Language Minority Communities*

- o 5 (6)
- o 6 (7)
- o 7 (8)
- o 8 (9)
- o 9 (10)
- o 10 (11) - Tout à fait confiance
- o Ne sais pas (12)

Q21 Dans quelle mesure êtes-vous en accord ou en désaccord avec les énoncés suivants :

Q22 L'avenir de la collectivité francophone me tient à cœur.

- o 0 (1) - Entièrement en désaccord
- o 1 (2)
- o 2 (3)
- o 3 (4)
- o 4 (5)
- o 5 (6)
- o 6 (7)
- o 7 (8)
- o 8 (9)
- o 9 (10)
- o 10 (11) - Tout à fait d'accord
- o Ne sais pas (12)

Q23 Je contribuerai à assurer la survie de ma langue et de ma culture.

- o 0 (1) - Entièrement en désaccord
- o 1 (2)
- o 2 (3)
- o 3 (4)
- o 4 (5)
- o 5 (6)
- o 6 (7)
- o 7 (8)
- o 8 (9)
- o 9 (10)
- o 10 (11) - Tout à fait d'accord
- o Ne sais pas (12)

Q24 Ma génération s'est engagée à transmettre notre langue et notre culture à la prochaine génération.

- o 0 (1) - Entièrement en désaccord
- o 1 (2)
- o 2 (3)
- o 3 (4)
- o 4 (5)
- o 5 (6)
- o 6 (7)
- o 7 (8)

- o 8 (9)
- o 9 (10)
- o 10 (11) - Tout à fait d'accord
- o Ne sais pas (12)

Q25 La collectivité francophone de ma province a des dirigeants influents et efficaces qui représentent ses intérêts.

- o 0 (1) - Entirement en désaccord
- o 1 (2)
- o 2 (3)
- o 3 (4)
- o 4 (5)
- o 5 (6)
- o 6 (7)
- o 7 (8)
- o 8 (9)
- o 9 (10)
- o 10 (11) - Tout à fait d'accord
- o Ne sais pas (12)

Q26 La collectivité francophone de ma province est accueillante envers les francophones qui viennent de l'extérieur du Canada.

- o 0 (1) - Entirement en désaccord
- o 1 (2)
- o 2 (3)
- o 3 (4)
- o 4 (5)
- o 5 (6)
- o 6 (7)
- o 7 (8)
- o 8 (9)
- o 9 (10)
- o 10 (11) - Tout à fait d'accord
- o Ne sais pas (12)

Q27 À mon avis, l'état de ma collectivité linguistique s'est amélioré ces vingt dernières années.

- o 0 (1) - Entirement en désaccord
- o 1 (2)
- o 2 (3)
- o 3 (4)
- o 4 (5)
- o 5 (6)
- o 6 (7)
- o 7 (8)
- o 8 (9)
- o 9 (10)
- o 10 (11) - Tout à fait d'accord
- o Ne sais pas (12)

Q28 À mon avis, l'état de ma collectivité linguistique sera fort et plus stable dans vingt ans.

- o 0 (1) - Entièrement en désaccord
- o 1 (2)
- o 2 (3)
- o 3 (4)
- o 4 (5)
- o 5 (6)
- o 6 (7)
- o 7 (8)
- o 8 (9)
- o 9 (10)
- o 10 (11) - Tout à fait d'accord
- o Ne sais pas (12)

Q29 Les médias de langue anglaise s'intéressent aux activités de la collectivité francophone de ma région.

- o 0 (1) - Entièrement en désaccord
- o 1 (2)
- o 2 (3)
- o 3 (4)
- o 4 (5)
- o 5 (6)
- o 6 (7)
- o 7 (8)
- o 8 (9)
- o 9 (10)
- o 10 (11) - Tout à fait d'accord
- o Ne sais pas (12)

Q30 Les anglophones reconnaissent la contribution des francophones à la vitalité de ma région.

- o 0 (1) - Entièrement en désaccord
- o 1 (2)
- o 2 (3)
- o 3 (4)
- o 4 (5)
- o 5 (6)
- o 6 (7)
- o 7 (8)
- o 8 (9)
- o 9 (10)
- o 10 (11) - Tout à fait d'accord
- o Ne sais pas (12)

Q31 Il existe une bonne collaboration entre les francophones et les anglophones sur les enjeux communs à notre région.

- o 0 (1) - Entièrement en désaccord

Final Report
*Study on the Appreciation and Perception of
Canada's Two Official Languages Among
Official Language Minority Communities*

- o 1 (2)
- o 2 (3)
- o 3 (4)
- o 4 (5)
- o 5 (6)
- o 6 (7)
- o 7 (8)
- o 8 (9)
- o 9 (10)
- o 10 (11) - Tout à fait d'accord
- o Ne sais pas (12)

Q32 L'avenir de la langue française au Canada est menacé.

- o 0 (1) - Entièrement en désaccord
- o 1 (2)
- o 2 (3)
- o 3 (4)
- o 4 (5)
- o 5 (6)
- o 6 (7)
- o 7 (8)
- o 8 (9)
- o 9 (10)
- o 10 (11) - Tout à fait d'accord
- o Ne sais pas (12)

Q33 En ne faisant référence qu'à votre région, comment décririez-vous l'attitude de la collectivité anglophone à l'égard de la collectivité francophone aujourd'hui, comparativement à il y a 5 ans? Est-elle...

- o Beaucoup plus négative (1)
- o Un peu plus négative (2)
- o Environ la même (3)
- o Un peu plus positive (4)
- o Beaucoup plus positive (5)
- o Ne sais pas (6)

Q34 Vous sentez-vous à l'aise de parler français dans les bureaux du gouvernement du Canada offrant des services bilingues?

- o Oui (1)
- o Non (2)
- o Ne sais pas (3)

Q35 Au cours des 12 derniers mois, avez-vous fait du bénévolat?

- o Oui (1)
- o Non (2)
- o Ne sais pas (3)

Afficher cette question :

si Q35 = Oui

Q36 Quelle est la principale langue que vous utilisez lors de vos activités de bénévolat?

- o L'anglais (1)
- o Le français (2)
- o Autant le français que l'anglais (3)
- o Une autre langue (4)
- o Ne sais pas (5)

Q37 Nous allons maintenant vous poser quelques questions au sujet de la prestation des services en français dans votre région. Région signifie tout endroit situé dans un rayon d'une heure en automobile de votre domicile. Quel est, de façon générale, votre niveau de satisfaction à l'égard des services offerts en français dans votre région?

- o 0 (1) - Tout à fait insatisfait(e)
- o 1 (2)
- o 2 (3)
- o 3 (4)
- o 4 (5)
- o 5 (6)
- o 6 (7)
- o 7 (8)
- o 8 (9)
- o 9 (10)
- o 10 (11) - Tout à fait satisfait(e)
- o Ne sais pas (12)

Q38 Et quel est votre niveau de satisfaction à l'égard des services offerts en français dans votre région dans les domaines suivants?

Q39 L'enseignement primaire et secondaire offert en français

- o 0 (1) - Tout à fait insatisfait(e)
- o 1 (2)
- o 2 (3)
- o 3 (4)
- o 4 (5)
- o 5 (6)
- o 6 (7)
- o 7 (8)
- o 8 (9)
- o 9 (10)
- o 10 (11) - Tout à fait satisfait(e)
- o Ne sais pas (12)

Q40 Les médias et les communications disponibles en français (p. ex. : la radio, la télévision, Internet, les journaux)

- o 0 (1) - Tout à fait insatisfait(e)

Final Report
*Study on the Appreciation and Perception of
Canada's Two Official Languages Among
Official Language Minority Communities*

- 1 (2)
- 2 (3)
- 3 (4)
- 4 (5)
- 5 (6)
- 6 (7)
- 7 (8)
- 8 (9)
- 9 (10)
- 10 (11) - Tout à fait satisfait(e)
- Ne sais pas (12)

Q41 Les soins de santé et les services sociaux offerts en français

- 0 (1) - Tout à fait insatisfait(e)
- 1 (2)
- 2 (3)
- 3 (4)
- 4 (5)
- 5 (6)
- 6 (7)
- 7 (8)
- 8 (9)
- 9 (10)
- 10 (11) - Tout à fait satisfait(e)
- Ne sais pas (12)

Q42 Les sports et les loisirs offerts en français

- 0 (1) - Tout à fait insatisfait(e)
- 1 (2)
- 2 (3)
- 3 (4)
- 4 (5)
- 5 (6)
- 6 (7)
- 7 (8)
- 8 (9)
- 9 (10)
- 10 (11) - Tout à fait satisfait(e)
- Ne sais pas (12)

Q43 L'enseignement et la formation postsecondaires dispensés en français

- 0 (1) - Tout à fait insatisfait(e)
- 1 (2)
- 2 (3)
- 3 (4)
- 4 (5)
- 5 (6)
- 6 (7)

- o 7 (8)
- o 8 (9)
- o 9 (10)
- o 10 (11) - Tout à fait satisfait(e)
- o Ne sais pas (12)

Q44 Les arts et la culture disponibles en français (p. ex. : le cinéma, le théâtre, les livres et la littérature)

- o 0 (1) - Tout à fait insatisfait(e)
- o 1 (2)
- o 2 (3)
- o 3 (4)
- o 4 (5)
- o 5 (6)
- o 6 (7)
- o 7 (8)
- o 8 (9)
- o 9 (10)
- o 10 (11) - Tout à fait satisfait(e)
- o Ne sais pas (12)

Q45 Les services d'emploi offerts en français

- o 0 (1) - Tout à fait insatisfait(e)
- o 1 (2)
- o 2 (3)
- o 3 (4)
- o 4 (5)
- o 5 (6)
- o 6 (7)
- o 7 (8)
- o 8 (9)
- o 9 (10)
- o 10 (11) - Tout à fait satisfait(e)
- o Ne sais pas (12)

Q46 Les garderies et les services préscolaires offerts en français

- o 0 (1) - Tout à fait insatisfait(e)
- o 1 (2)
- o 2 (3)
- o 3 (4)
- o 4 (5)
- o 5 (6)
- o 6 (7)
- o 7 (8)
- o 8 (9)
- o 9 (10)
- o 10 (11) - Tout à fait satisfait(e)
- o Ne sais pas (12)

Q47 Les services légaux et les procédures de cour en français

- o 0 (1) - Tout à fait insatisfait(e)
- o 1 (2)
- o 2 (3)
- o 3 (4)
- o 4 (5)
- o 5 (6)
- o 6 (7)
- o 7 (8)
- o 8 (9)
- o 9 (10)
- o 10 (11) - Tout à fait satisfait(e)
- o Ne sais pas (12)

Q48 Encore une fois, en vous référant à votre région, de quelle façon l'accessibilité aux services en français a-t-elle changé, en règle générale, au cours des 5 dernières années? S'est-elle...

- o Beaucoup détériorée (1)
- o Un peu détériorée (2)
- o Demeurée la même (3)
- o Un peu améliorée (4)
- o Beaucoup améliorée (5)
- o Ne sais pas (6)

Q49 Et de quelle façon l'accessibilité aux services en français a-t-elle changé dans les secteurs suivants au cours des 5 dernières années?

	Beaucoup détérior ée (1)	Un peu détérior ée (2)	Demeurée la même (3)	Un peu amélioré e (4)	Beaucoup amélioré e (5)	Ne sai s pas (6)
L'accessibilité à l'enseignement primaire et secondaire en français s'est... (1)						

L'accessibilité aux médias et aux communications disponibles en français (p. ex. : la radio, la télévision, Internet, les journaux) s'est... (2)						
L'accessibilité aux soins de santé et aux services sociaux offerts en français s'est... (3)						
L'accessibilité aux sports et aux loisirs offerts en français s'est... (4)						
L'accessibilité à l'enseignement et à la formation postsecondaires dispensés en français s'est... (5)						
L'accessibilité aux arts et à la culture disponibles en français (p. ex. : le cinéma, le théâtre, les livres et la littérature) s'est... (6)						

L'accessibilité aux services d'emploi offerts en français s'est... (7)						
L'accessibilité aux garderies et aux services préscolaires offerts en français s'est... (8)						
L'accessibilité aux services légaux et aux procédures de cour en français s'est... (9)						

Q50 À partir d'une échelle de 0 à 10, où 0 signifie *pas du tout engagés* et 10 *tout à fait engagés*, veuillez indiquer dans quelle mesure...

Q51 Les organismes GOUVERNEMENTAUX sont engagés à représenter et à servir les intérêts des francophones dans votre province?

- ☐ 0 (1) - Pas du tout engagés
- ☐ 1 (2)
- ☐ 2 (3)
- ☐ 3 (4)
- ☐ 4 (5)
- ☐ 5 (6)
- ☐ 6 (7)
- ☐ 7 (8)
- ☐ 8 (9)
- ☐ 9 (10)
- ☐ 10 (11) - Tout à fait engagés
- ☐ Ne sais pas (12)

Q52 Les ORGANISMES COMMUNAUTAIRES SANS BUT LUCRATIF ne relevant pas du gouvernement sont engagés à représenter et à servir les intérêts des francophones dans votre province?

- ☐ 0 (1) - Pas du tout engagés
- ☐ 1 (2)
- ☐ 2 (3)
- ☐ 3 (4)
- ☐ 4 (5)
- ☐ 5 (6)

Final Report
*Study on the Appreciation and Perception of
Canada's Two Official Languages Among
Official Language Minority Communities*

- 6 (7)
- 7 (8)
- 8 (9)
- 9 (10)
- 10 (11) – Tout à fait engagés
- Ne sais pas (12)

Q53 Veuillez nous indiquer si vous êtes d'accord ou en désaccord avec les énoncés suivants. Dans le soutien au développement de la collectivité francophone de votre province, la priorité devrait être d'améliorer l'accès à...

Q54 L'enseignement primaire et secondaire en français

- 0 (1) – Fortement en désaccord
- 1 (2)
- 2 (3)
- 3 (4)
- 4 (5)
- 5 (6)
- 6 (7)
- 7 (8)
- 8 (9)
- 9 (10)
- 10 (11) – Fortement d'accord
- Ne sais pas (12)

Q55 Les médias et les communications disponibles en français (p. ex. : la radio, la télévision, Internet, les journaux)

- 0 (1) – Fortement en désaccord
- 1 (2)
- 2 (3)
- 3 (4)
- 4 (5)
- 5 (6)
- 6 (7)
- 7 (8)
- 8 (9)
- 9 (10)
- 10 (11) – Fortement d'accord
- Ne sais pas (12)

Q56 Les soins de santé et les services sociaux offerts en français

- 0 (1) – Fortement en désaccord
- 1 (2)
- 2 (3)
- 3 (4)
- 4 (5)
- 5 (6)
- 6 (7)

Final Report
*Study on the Appreciation and Perception of
Canada's Two Official Languages Among
Official Language Minority Communities*

- 7 (8)
- 8 (9)
- 9 (10)
- 10 (11) - Fortement d'accord
- Ne sais pas (12)

Q57 Les sports et les loisirs offerts en français

- 0 (1) - Fortement en désaccord
- 1 (2)
- 2 (3)
- 3 (4)
- 4 (5)
- 5 (6)
- 6 (7)
- 7 (8)
- 8 (9)
- 9 (10)
- 10 (11) - Fortement d'accord
- Ne sais pas (12)

Q58 L'enseignement et la formation postsecondaires dispensés en français

- 0 (1) - Fortement en désaccord
- 1 (2)
- 2 (3)
- 3 (4)
- 4 (5)
- 5 (6)
- 6 (7)
- 7 (8)
- 8 (9)
- 9 (10)
- 10 (11) - Fortement d'accord
- Ne sais pas (12)

Q59 Les arts et la culture disponibles en français (p. ex. : le cinéma, le théâtre, les livres et la littérature)

- 0 (1) - Fortement en désaccord
- 1 (2)
- 2 (3)
- 3 (4)
- 4 (5)
- 5 (6)
- 6 (7)
- 7 (8)
- 8 (9)
- 9 (10)
- 10 (11) - Fortement d'accord
- Ne sais pas (12)

Q60 Les services d'emploi offerts en français

- o 0 (1) - Fortement en désaccord
- o 1 (2)
- o 2 (3)
- o 3 (4)
- o 4 (5)
- o 5 (6)
- o 6 (7)
- o 7 (8)
- o 8 (9)
- o 9 (10)
- o 10 (11) - Fortement d'accord
- o Ne sais pas (12)

Q61 Les garderies et les services préscolaires offerts en français

- o 0 (1) - Fortement en désaccord
- o 1 (2)
- o 2 (3)
- o 3 (4)
- o 4 (5)
- o 5 (6)
- o 6 (7)
- o 7 (8)
- o 8 (9)
- o 9 (10)
- o 10 (11) - Fortement d'accord
- o Ne sais pas (12)

Q62 Les services légaux et les procédures de cour en français

- o 0 (1) - Fortement en désaccord
- o 1 (2)
- o 2 (3)
- o 3 (4)
- o 4 (5)
- o 5 (6)
- o 6 (7)
- o 7 (8)
- o 8 (9)
- o 9 (10)
- o 10 (11) - Fortement d'accord
- o Ne sais pas (12)

Q63 À partir d'une échelle de 0 à 10, où 0 signifie *médiocre* et 10 signifie *excellent*, comment évaluez-vous les éléments suivants?

Q64 Les efforts du gouvernement du Canada en vue de représenter vos intérêts à titre de francophone dans votre province

- o 0 (1) - Médiocre

Final Report
*Study on the Appreciation and Perception of
Canada's Two Official Languages Among
Official Language Minority Communities*

- o 1 (2)
- o 2 (3)
- o 3 (4)
- o 4 (5)
- o 5 (6)
- o 6 (7)
- o 7 (8)
- o 8 (9)
- o 9 (10)
- o 10 (11) - Excellent
- o Ne sais pas (12)

Q65 Les efforts de votre gouvernement provincial en vue de représenter vos intérêts à titre de francophone dans votre province

- o 0 (1) - Médiocre
- o 1 (2)
- o 2 (3)
- o 3 (4)
- o 4 (5)
- o 5 (6)
- o 6 (7)
- o 7 (8)
- o 8 (9)
- o 9 (10)
- o 10 (11) - Excellent
- o Ne sais pas (12)

Q66 Les efforts des administrations municipales en vue de représenter vos intérêts à titre de francophone dans votre province

- o 0 (1) - Médiocre
- o 1 (2)
- o 2 (3)
- o 3 (4)
- o 4 (5)
- o 5 (6)
- o 6 (7)
- o 7 (8)
- o 8 (9)
- o 9 (10)
- o 10 (11) - Excellent
- o Ne sais pas (12)

Q67 Dans quelle mesure êtes-vous en accord ou en désaccord que le gouvernement du Canada DEVRAIT appuyer le développement de la collectivité francophone de votre province?

- o 0 (1) - Tout à fait en désaccord
- o 1 (2)
- o 2 (3)
- o 3 (4)

- o 4 (5)
- o 5 (6)
- o 6 (7)
- o 7 (8)
- o 8 (9)
- o 9 (10)
- o 10 (11) - Tout à fait d'accord
- o Ne sais pas (12)

Q68 Dans quelle mesure le gouvernement du Canada est-il impliqué dans le développement de la collectivité francophone aujourd'hui, comparativement à il y a 5 ans? Est-il...

- o Beaucoup moins impliqué (1)
- o Un peu moins impliqué (4)
- o Ni plus, ni moins impliqué qu'avant (5)
- o Un peu plus impliqué (6)
- o Beaucoup plus impliqué (7)
- o Ne sais pas (8)

Q69 Dans quelle mesure êtes-vous satisfait(e), en règle générale, des services offerts en français par le gouvernement du Canada dans votre province?

- o 0 (1) - Complètement insatisfait(e)
- o 1 (2)
- o 2 (3)
- o 3 (4)
- o 4 (5)
- o 5 (6)
- o 6 (7)
- o 7 (8)
- o 8 (9)
- o 9 (10)
- o 10 (11) - Complètement satisfait(e)
- o Ne sais pas (12)

Q70 Dans quelle mesure êtes-vous satisfait(e) du degré d'accessibilité aux services offerts en français par le gouvernement du Canada dans votre province?

- o 0 (1) - Complètement insatisfait(e)
- o 1 (2)
- o 2 (3)
- o 3 (4)
- o 4 (5)
- o 5 (6)
- o 6 (7)
- o 7 (8)
- o 8 (9)
- o 9 (10)
- o 10 (11) - Complètement satisfait(e)

- o Ne sais pas (12)

Q71 Dans quelle mesure êtes-vous satisfait(e) du degré d'accessibilité aux services offerts en français par le gouvernement provincial dans votre province?

- o 0 (1) - Complètement insatisfait(e)
- o 1 (2)
- o 2 (3)
- o 3 (4)
- o 4 (5)
- o 5 (6)
- o 6 (7)
- o 7 (8)
- o 8 (9)
- o 9 (10)
- o 10 (11) - Complètement satisfait(e)
- o Ne sais pas (12)

Q72 Dans quelle mesure êtes-vous satisfait(e) du degré d'accessibilité aux services offerts en français par l'administration municipale dans votre province?

- o 0 (1) - Complètement insatisfait(e)
- o 1 (2)
- o 2 (3)
- o 3 (4)
- o 4 (5)
- o 5 (6)
- o 6 (7)
- o 7 (8)
- o 8 (9)
- o 9 (10)
- o 10 (11) - Complètement satisfait(e)
- o Ne sais pas (12)

Q73 Dans 5 ans, l'accessibilité aux programmes et aux services du gouvernement du Canada en français se sera...

- o Beaucoup détériorée (1)
- o Un peu détériorée (2)
- o Demeurée la même (3)
- o Un peu améliorée (4)
- o Beaucoup améliorée (5)
- o Ne sais pas (6)

Q74 Dans 5 ans, l'accessibilité aux programmes et aux services du gouvernement provincial en français se sera...

- o Beaucoup détériorée (1)
- o Un peu détériorée (2)
- o Demeurée la même (3)
- o Un peu améliorée (4)

- o Beaucoup améliorée (5)
- o Ne sais pas (6)

Q75 Dans 5 ans, l'accessibilité aux programmes et aux services de l'administration municipale en français se sera...

- o Beaucoup détériorée (1)
- o Un peu détériorée (2)
- o Demeurée la même (3)
- o Un peu améliorée (4)
- o Beaucoup améliorée (5)
- o Ne sais pas (6)

Q76 Comparativement à il y a 5 ans, l'aide qu'apporte le gouvernement du Canada aux groupes communautaires desservant les intérêts de la collectivité francophone de votre province est...?

- o Moins efficace (1)
- o À peu près la même (2)
- o Plus efficace (3)
- o Ne sais pas (4)

Q77 Le niveau actuel d'aide que le gouvernement du Canada apporte aux groupes communautaires desservant les intérêts de la collectivité francophone de votre province est-il présentement...

- o Inférieur à ce qu'il devrait être (1)
- o Adéquat (2)
- o Supérieur à ce qu'il devrait être (3)
- o Ne sais pas (4)

Q78 Et, de façon générale, comment évalueriez-vous le travail effectué par le réseau d'organismes desservant les intérêts et appuyant le développement communautaire de la collectivité francophone de votre province? Le considérez-vous comme...

- o Très mauvais (1)
- o Mauvais (2)
- o Ni mauvais ni bon (3)
- o Bon (4)
- o Très bon (5)

Q79 Dans quelle mesure êtes-vous d'accord avec le principe voulant que le gouvernement du Canada et celui de votre province collaborent en vue d'améliorer les services offerts en français dans votre province?

- o 0 (1) - Tout à fait en désaccord
- o 1 (2)
- o 2 (3)
- o 3 (4)
- o 4 (5)
- o 5 (6)
- o 6 (7)
- o 7 (8)

Final Report
*Study on the Appreciation and Perception of
Canada's Two Official Languages Among
Official Language Minority Communities*

- o 8 (9)
- o 9 (10)
- o 10 (11) – Tout à fait d'accord
- o Ne sais pas (12)

Q146 Maintenant nous aimerions vous poser quelques questions à propos de vous. Veuillez noter que toutes vos réponses demeureront anonymes et ne seront interprétées que sous forme agrégée.

Q148 Quel est le plus haut niveau de scolarité que vous avez atteint?

- o Huitième année ou moins (1)
- o Études secondaires en partie (2)
- o Diplôme d'études secondaires (3)
- o Études postsecondaires techniques, professionnelles, CÉGEP (4)
- o Études universitaires partielles (5)
- o Diplôme d'études universitaires de 1er cycle (6)
- o Diplôme d'études supérieures (maîtrise, doctorat) (7)
- o Ne sais pas (8)

Q149 Avez-vous des enfants âgés de moins de 18 ans qui vivent avec vous?

- o Oui (1)
- o Non (2)
- o Ne sais pas (3)

Afficher cette question :
si Q4 = Français
et Q149 = Oui

Q150 Fréquentent-ils une école primaire ou secondaire de langue française?

- o Oui (1)
- o Non (2)
- o Ne sais pas (3)

Afficher cette question :
si Q4 = Français
et Q150 = Non

Q152 Pourquoi ne fréquentent-ils pas une école de langue française?

- o Aucun enseignement offert dans la langue minoritaire (1)
- o Distance / proximité (2)
- o Qualité de l'enseignement (3)
- o Ne voit pas le besoin d'apprendre l'autre langue (4)
- o N'est pas admissible dans les écoles du système scolaire francophone en Q1D\${Q7/ChoiceGroup/SelectedChoices} (5)
- o Trop jeunes (6)
- o Autre (veuillez préciser) : (7) _____
- o Ne sais pas (8)

Afficher cette question :
si Q149 = Oui

Q154 Lorsque vous vous adressez **personnellement** à vos enfants à la maison, le faites-vous...

- ☐ En français seulement (1)
- ☐ En anglais seulement (2)
- ☐ Dans une autre langue seulement (3)
- ☐ Surtout en français (4)
- ☐ Surtout en anglais (5)
- ☐ Surtout dans une autre langue (6)
- ☐ Autant en français qu'en anglais (7)
- ☐ Autant en français que dans une autre langue (8)
- ☐ Autant en anglais que dans une autre langue (9)
- ☐ Ne sais pas (10)

Q155 Quelle est votre situation professionnelle actuelle? Êtes-vous...

- ☐ Employé à plein temps (35 heures ou plus par semaine) (1)
- ☐ Employé à temps partiel (moins de 35 heures par semaine) (2)
- ☐ Travailleur autonome (3)
- ☐ Sans emploi (4)
- ☐ Dans l'incapacité de travailler (5)
- ☐ Étudiant (6)
- ☐ Personne à la maison (7)
- ☐ Retraité(e) (8)
- ☐ Autre (veuillez préciser) : (9) _____
- ☐ Ne sais pas (10)

Q156 Laquelle des catégories suivantes correspond le mieux au revenu total de votre foyer?

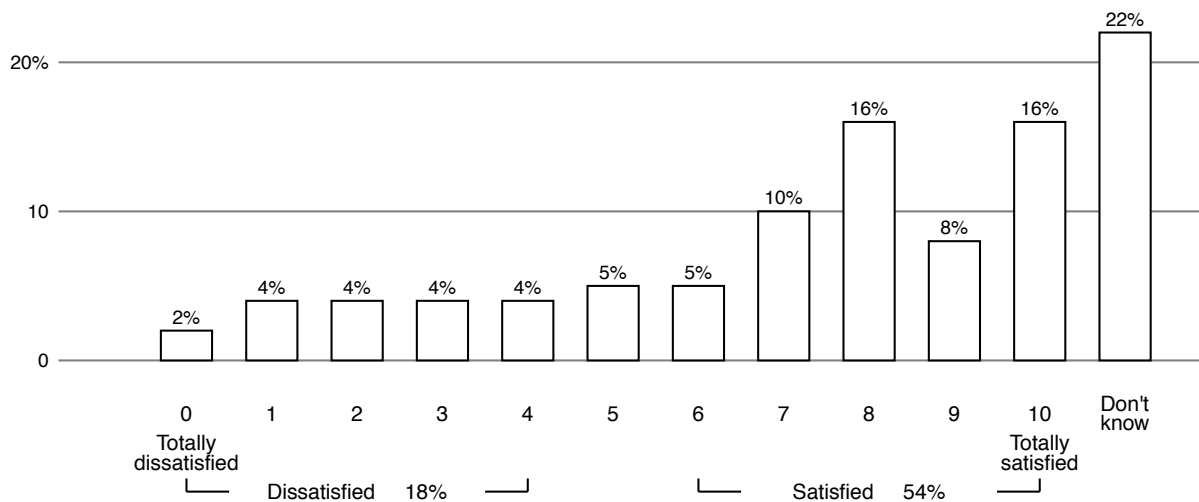
- ☐ Moins de 10 000 \$ (1)
- ☐ De 10 000 \$ à 19 999 \$ (2)
- ☐ De 20 000 \$ à 29 999 \$ (3)
- ☐ De 30 000 \$ à 39 999 \$ (4)
- ☐ De 40 000 \$ à 49 999 \$ (5)
- ☐ De 50 000 à 59 999 \$ (6)
- ☐ De 60 000 à 69 999 \$ (7)
- ☐ De 70 000 \$ à 79 999 \$ (8)
- ☐ De 80 000 \$ à 99 999 \$ (9)
- ☐ 100 000 \$ et plus (10)
- ☐ Ne sais pas (11)

Appendix C: Other graphs

How satisfied are you with the services offered in English in your region in the following areas?

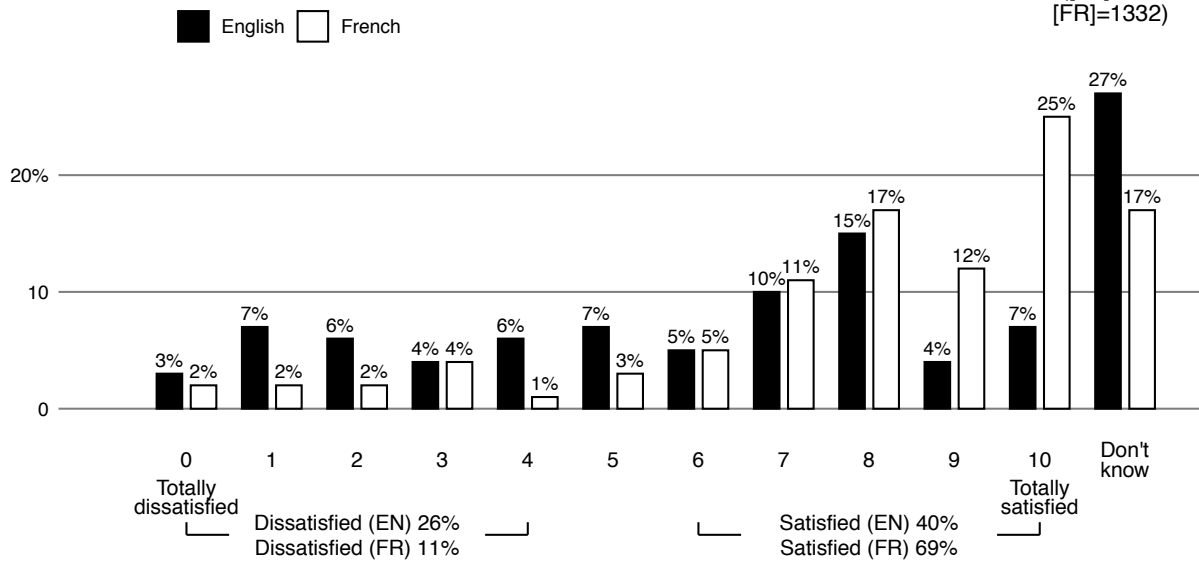
Primary and secondary education [in English/in French]

(n=2000)



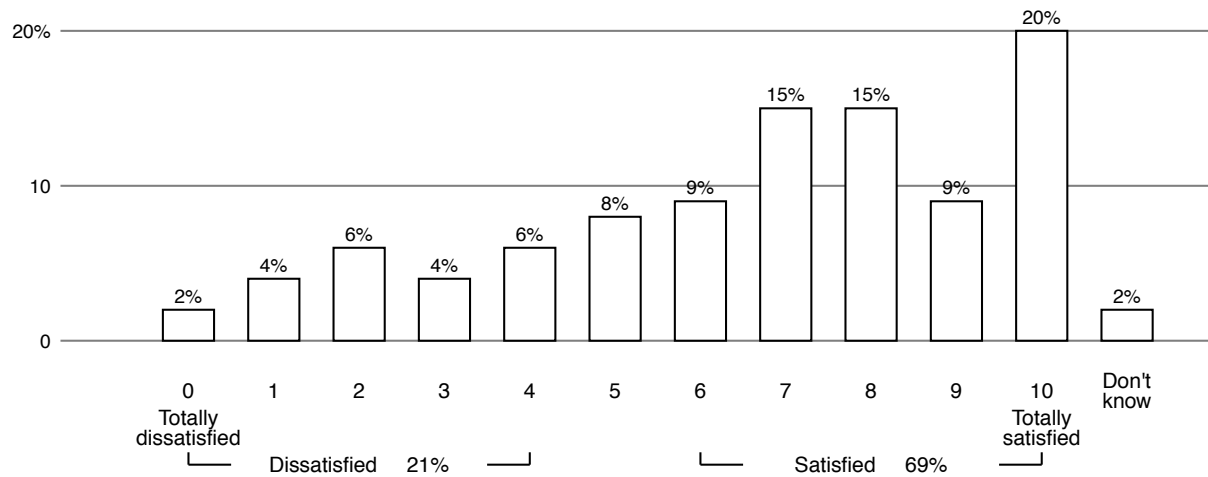
Primary and secondary education [in English/in French]

([En]=668;
[FR]=1332)



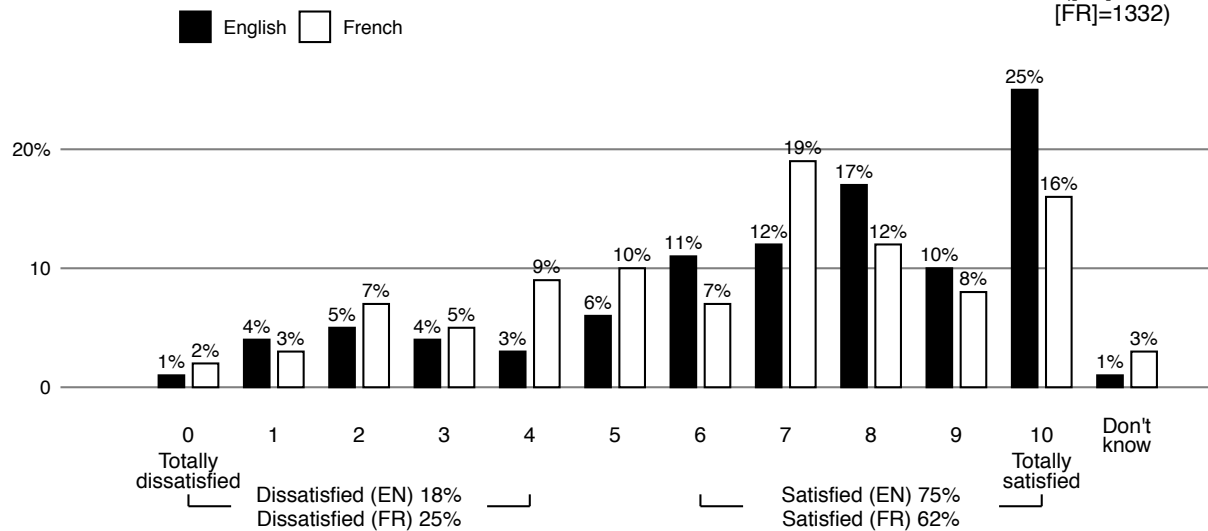
Media and communications (e.g., radio, television, Internet and newspapers) [in English/in French]

(n=2000)



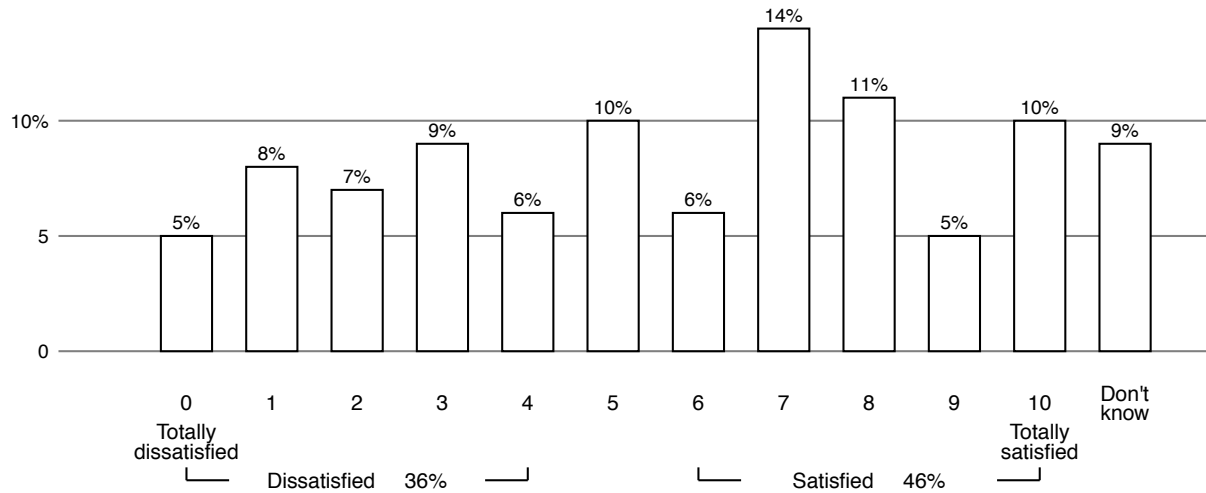
Media and communications (e.g., radio, television, Internet and newspapers) [in English/in French]

([En]=668;
[FR]=1332)



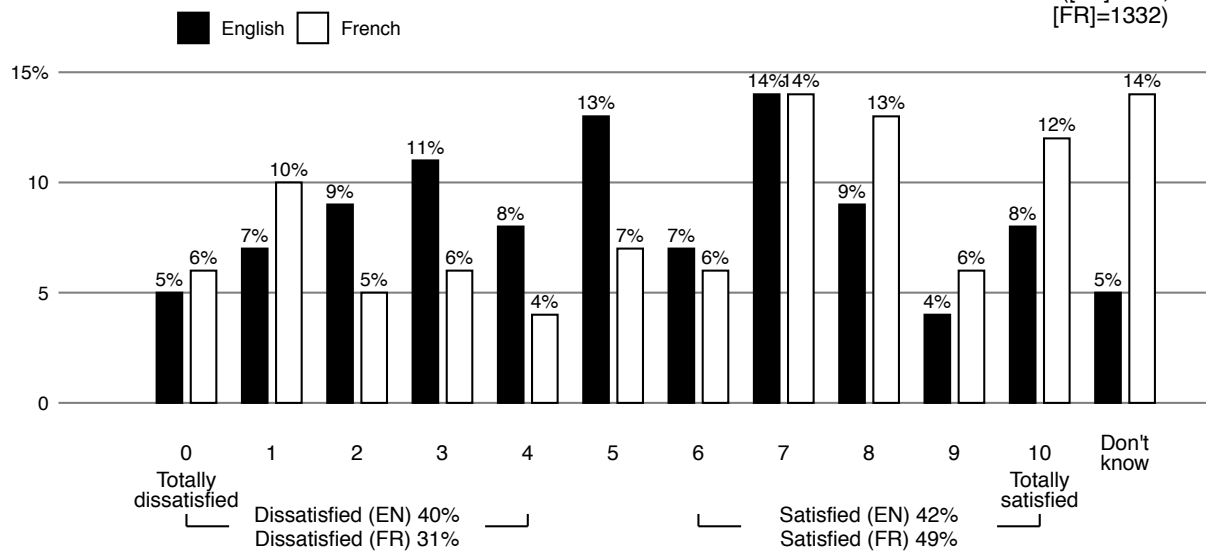
Health and social services [in English/in French]

(n=2000)



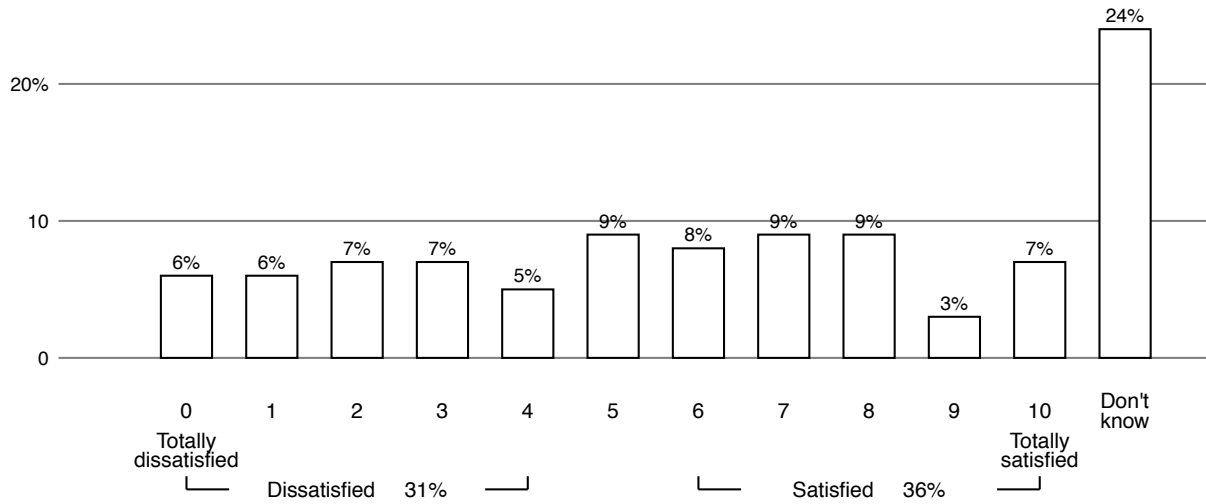
Health and social services [in English/in French]

([En]=668;
[FR]=1332)



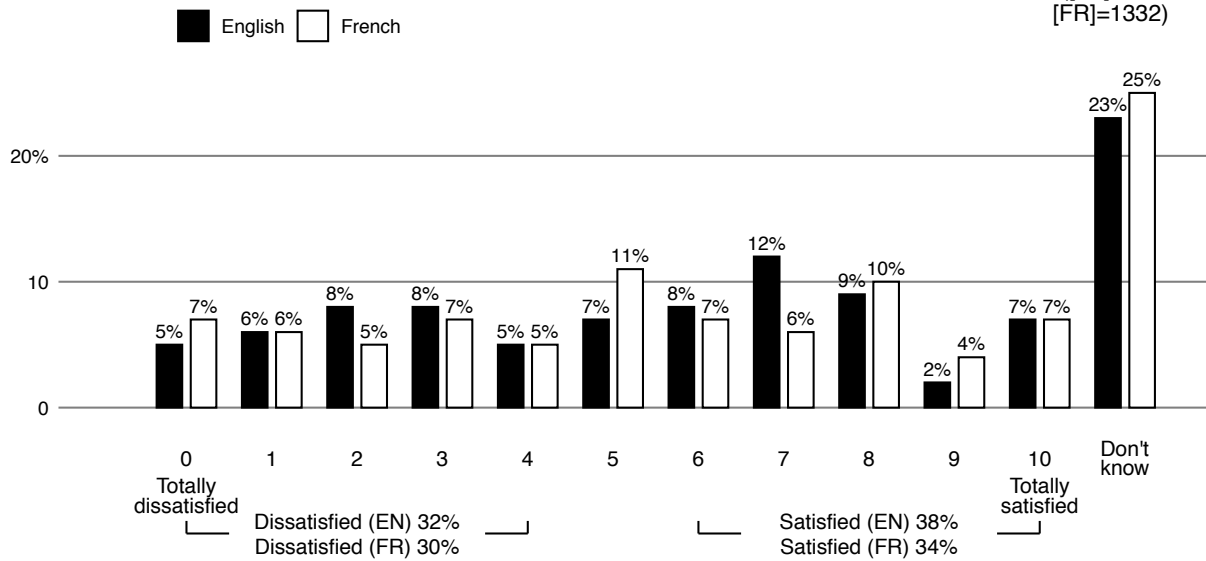
Sports and recreation services [in English/in French]

(n=2000)



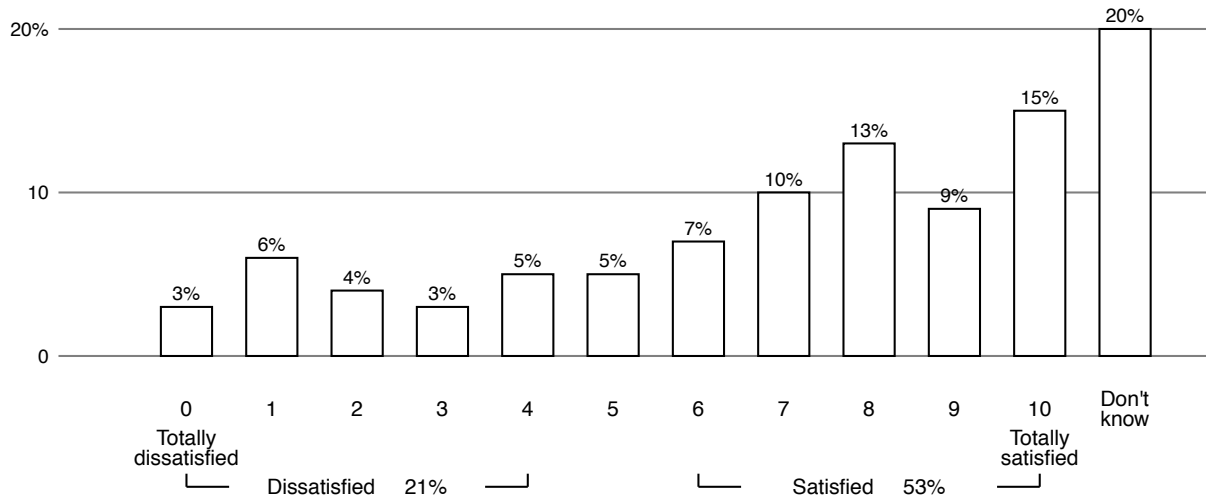
Sports and recreation services [in English/in French]

([En]=668;
[FR]=1332)



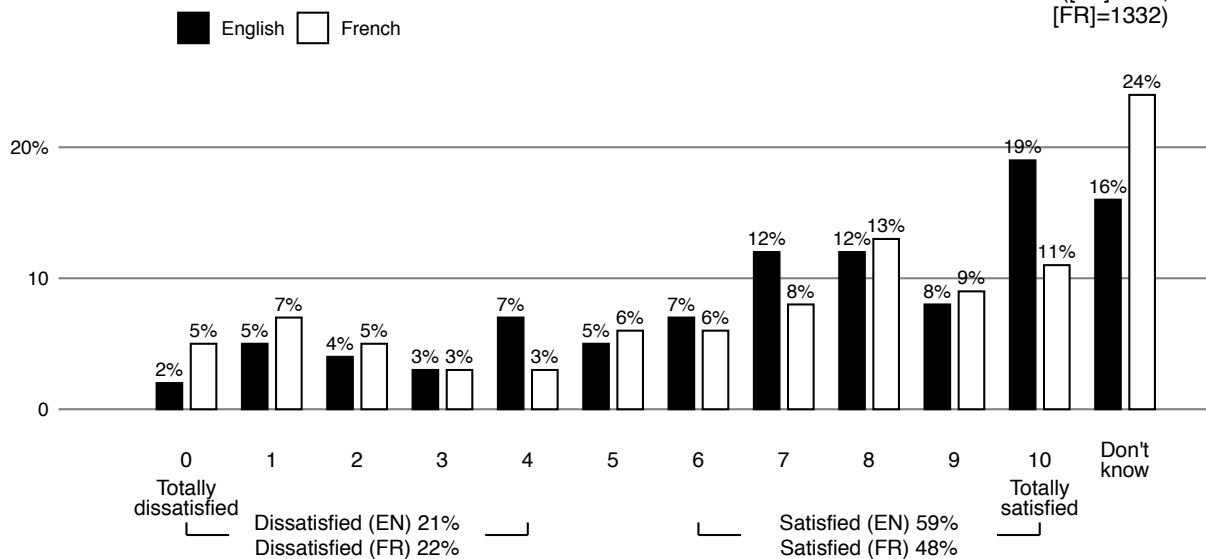
Post-secondary education and training [in English/in French]

(n=2000)



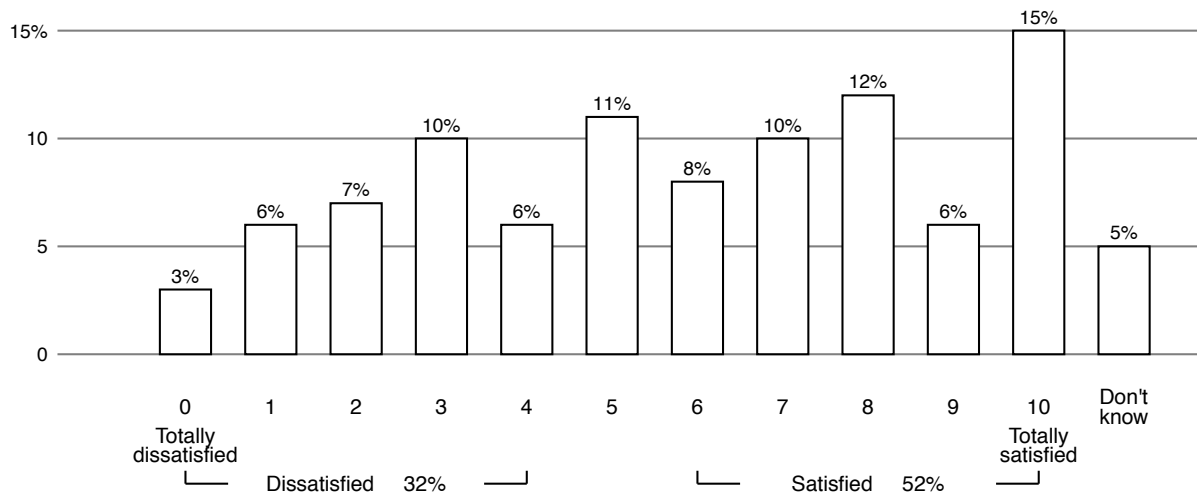
Post-secondary education and training [in English/in French]

([En]=668;
[FR]=1332)



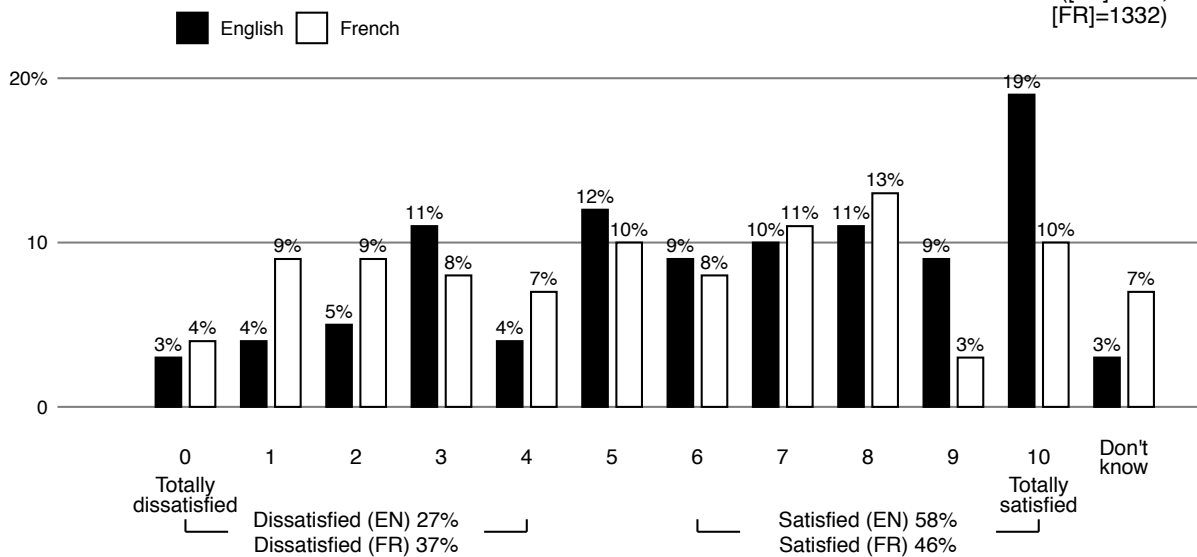
Arts and culture (e.g., movies, theatre, books and literature) [in English/in French]

(n=2000)



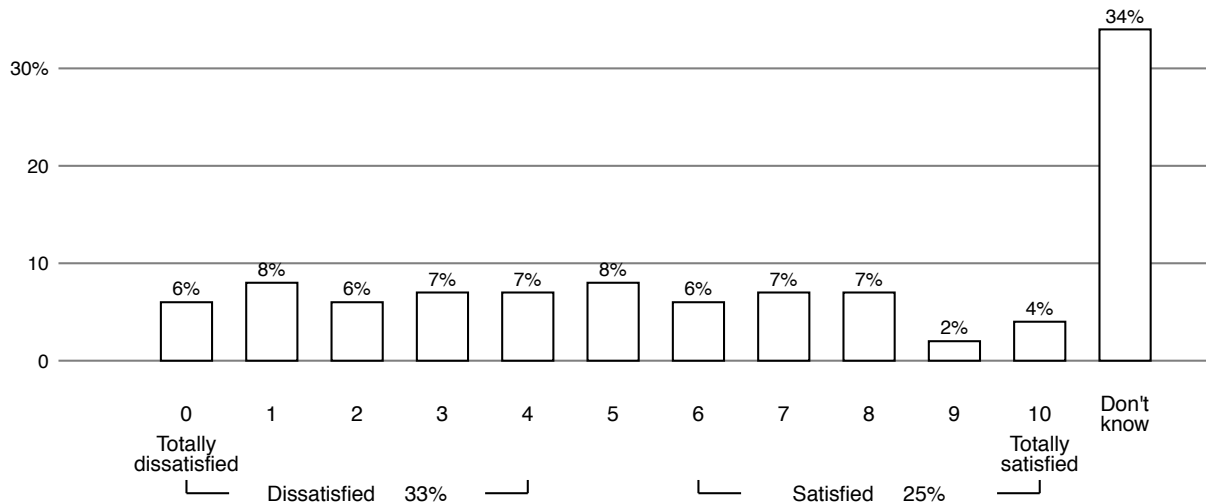
Arts and culture (e.g., movies, theatre, books and literature) [in English/in French]

([En]=668;
[FR]=1332)



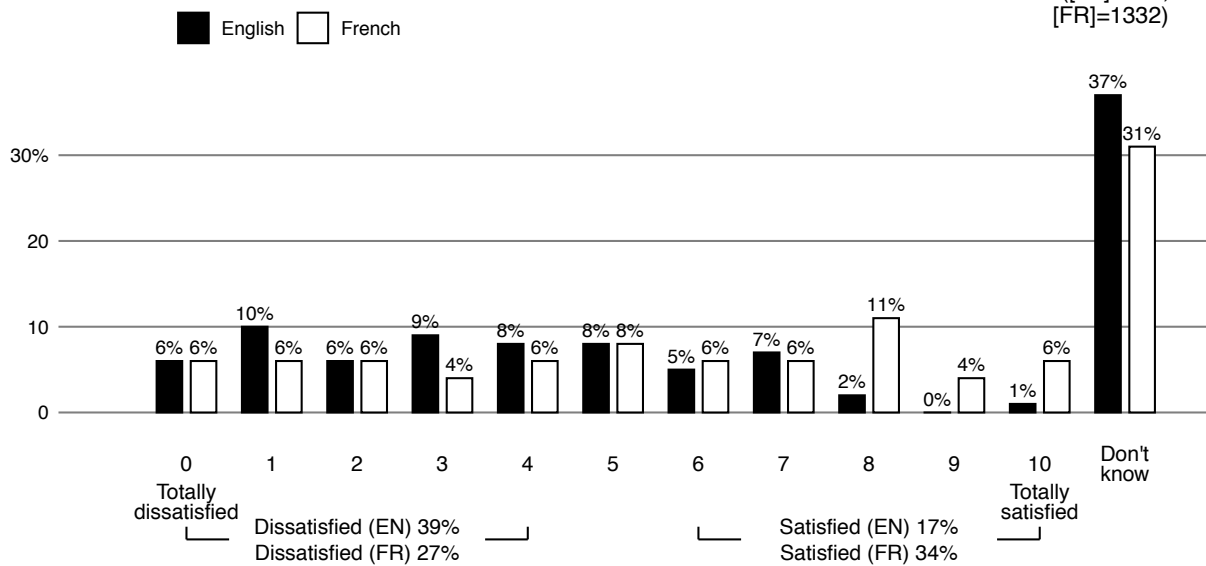
Employment services [in English/in French]

(n=2000)



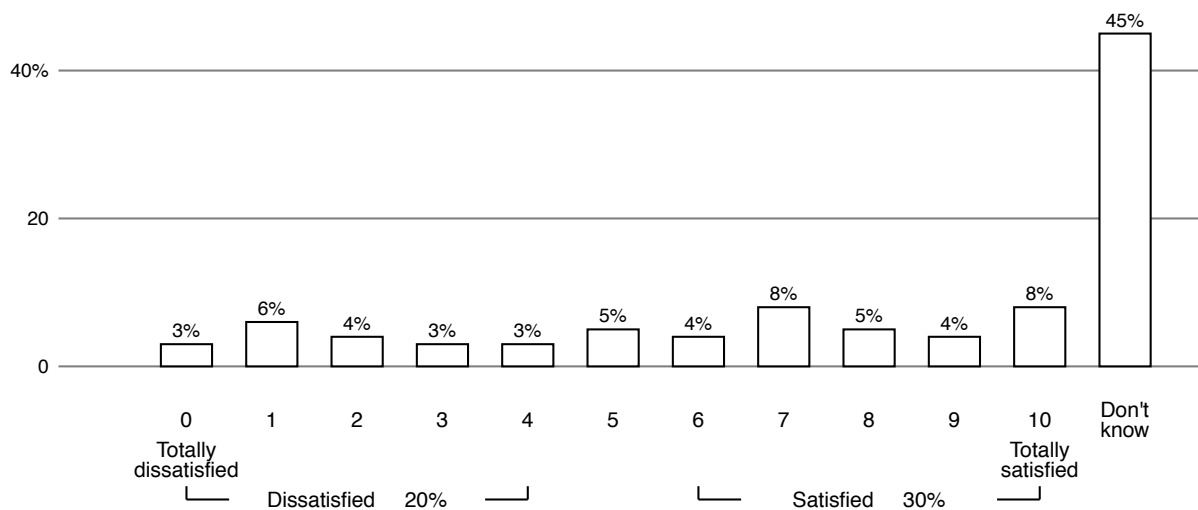
Employment services [in English/in French]

([En]=668;
[FR]=1332)



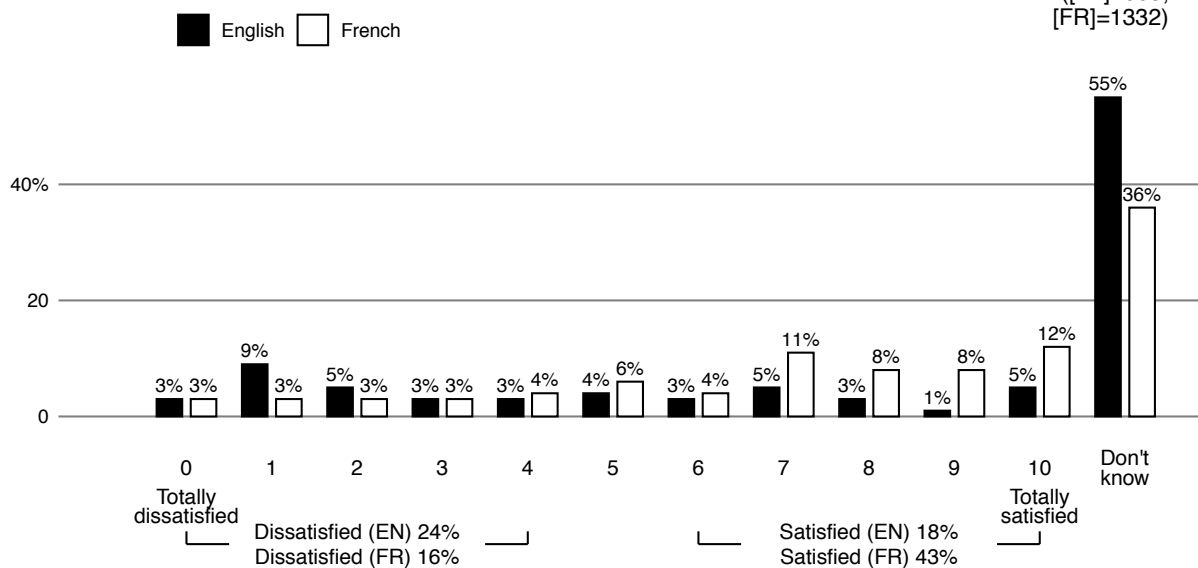
Daycares/preschool services [in English/in French]

(n=2000)



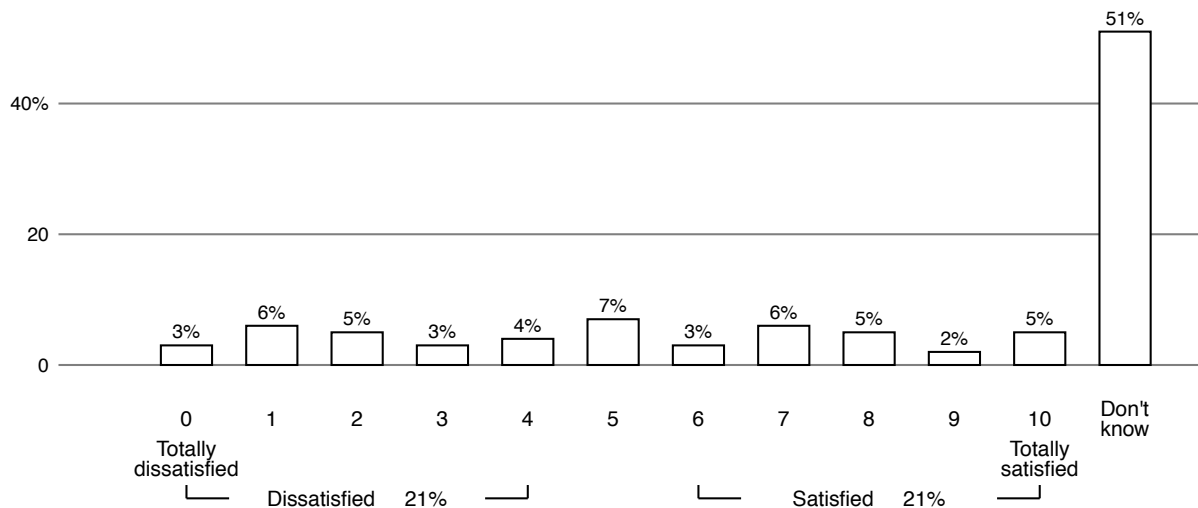
Daycares/preschool services [in English/in French]

([En]=668;
[FR]=1332)



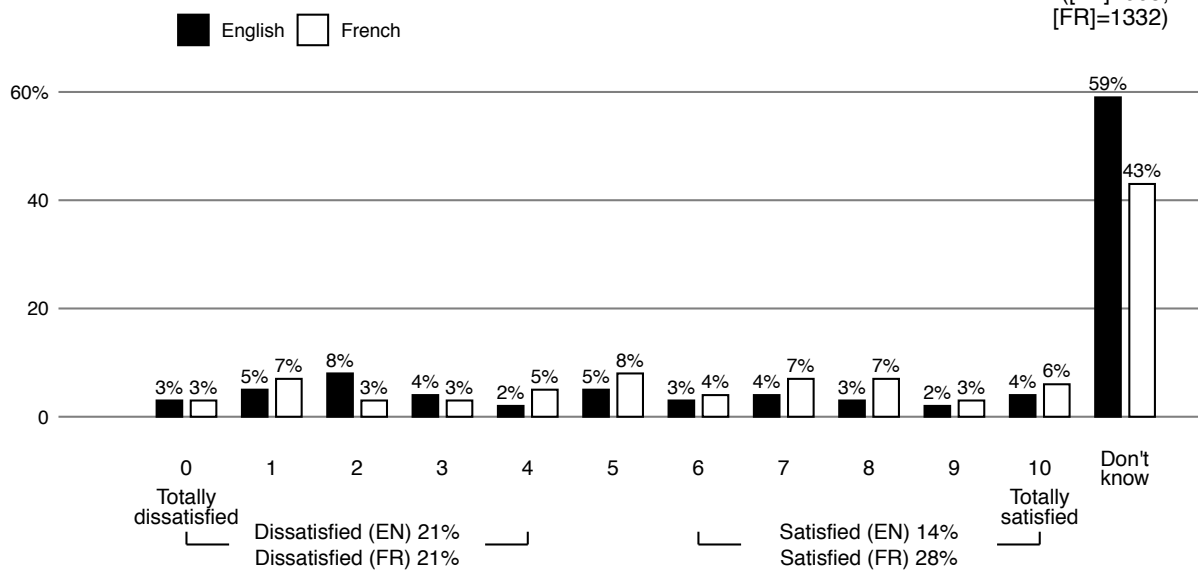
Legal services or court proceedings [in English/in French]

(n=2000)



Legal services or court proceedings [in English/in French]

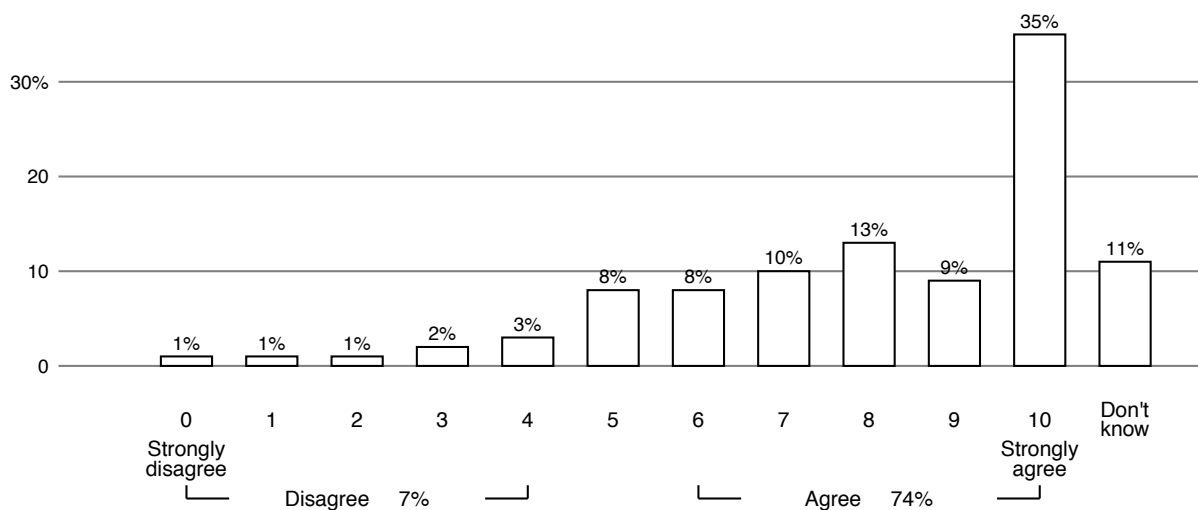
([En]=668;
[FR]=1332)



In support of the development of the Anglophone/Francophone community in your province, the priority should be to improve access to...

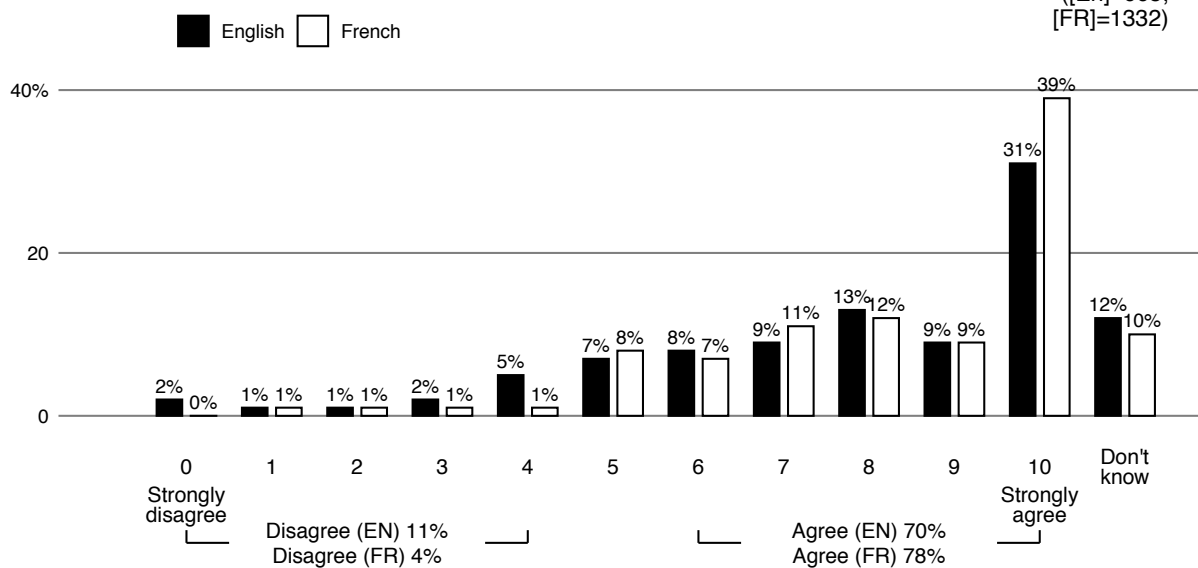
Primary and secondary education [in English/in French]

(n=2000)



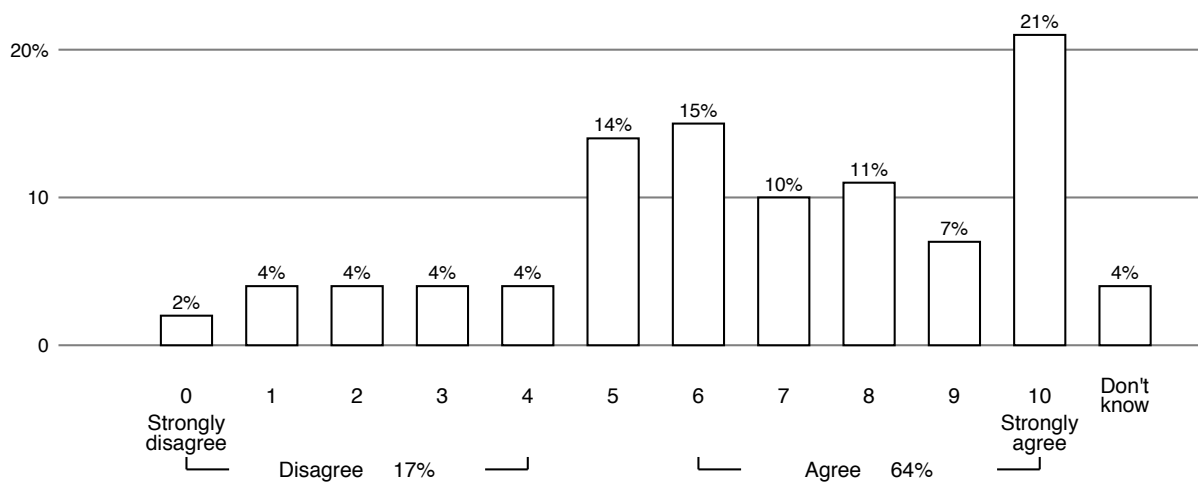
Primary and secondary education [in English/in French]

([En]=668;
[FR]=1332)



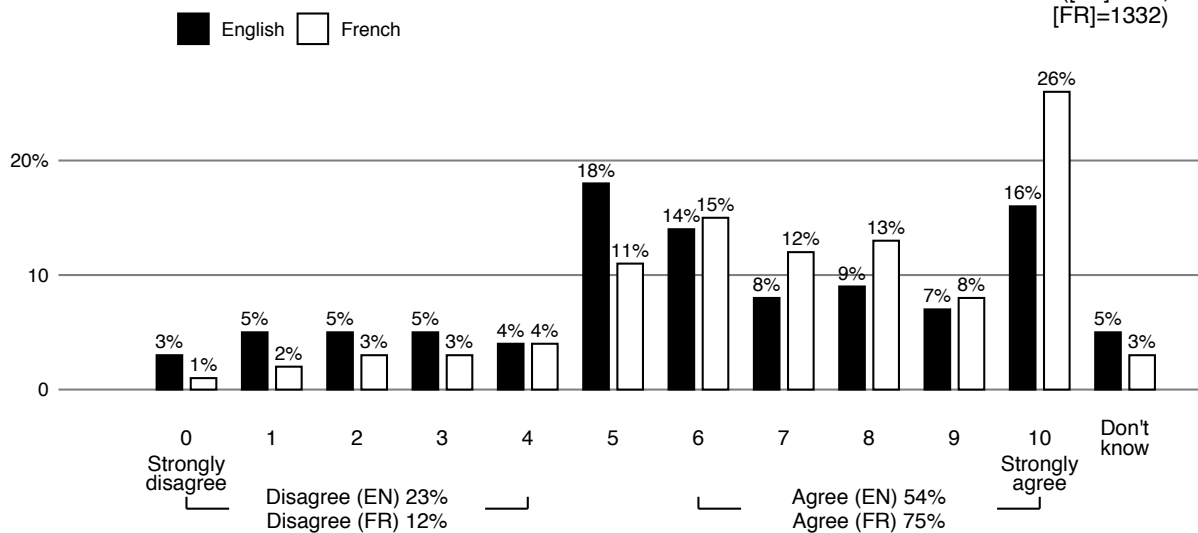
Media and communications in [English/French] (e.g., radio, television, Internet and newspapers)

(n=2000)



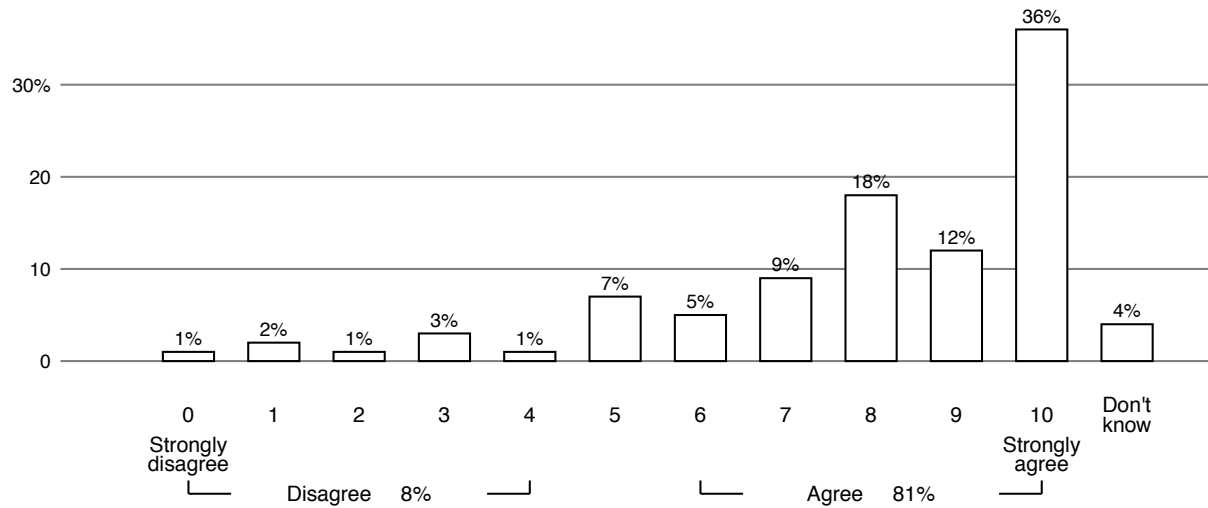
Media and communications in [English/French] (e.g., radio, television, Internet and newspapers)

([En]=668;
[FR]=1332)



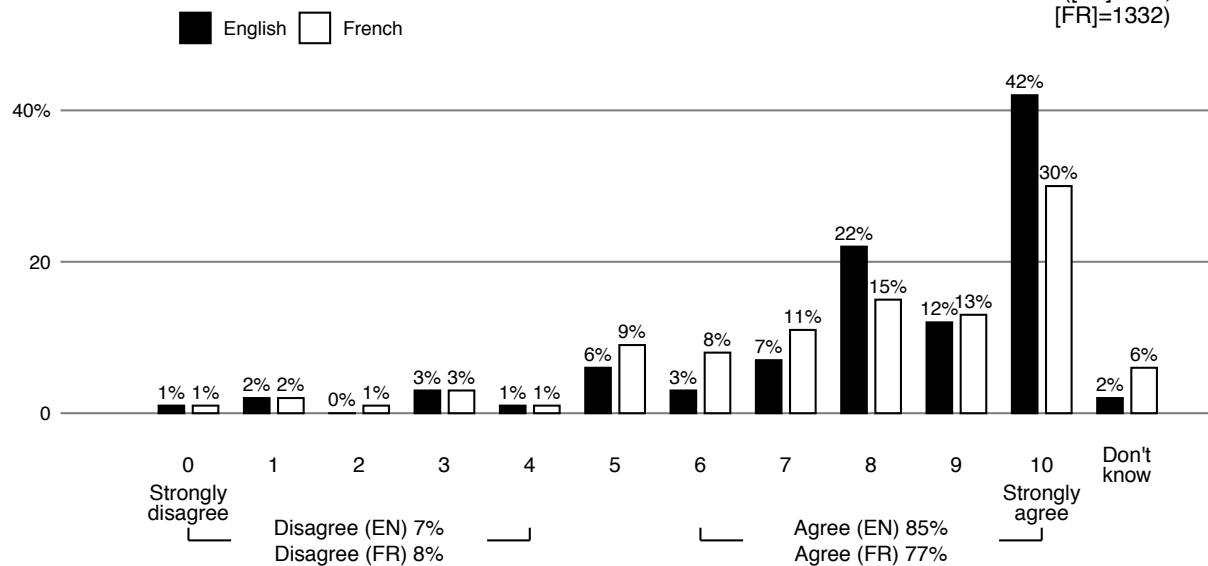
Health and social services [in English/in French]

(n=2000)



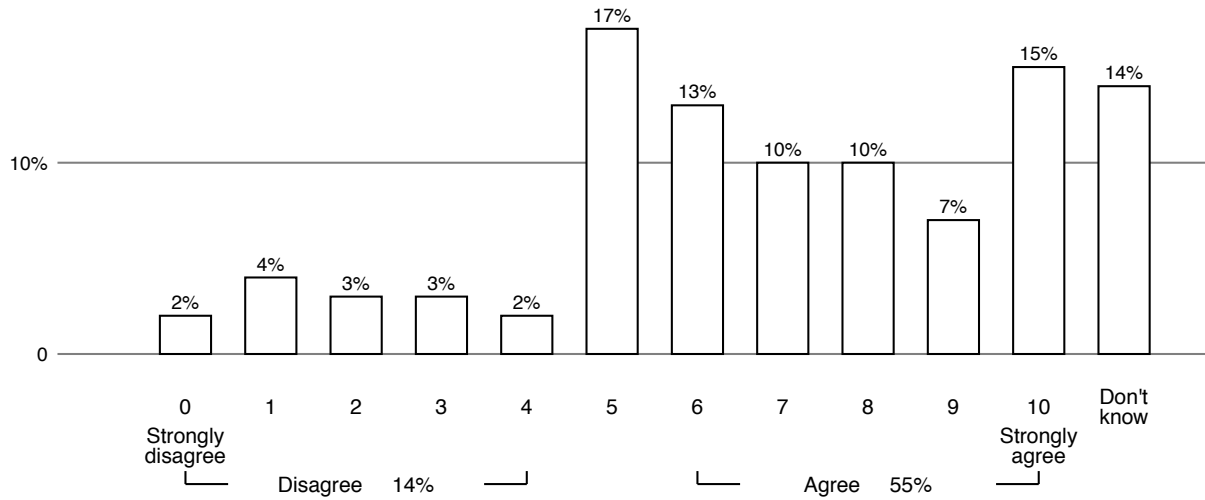
Health and social services [in English/in French]

([En]=668;
[FR]=1332)



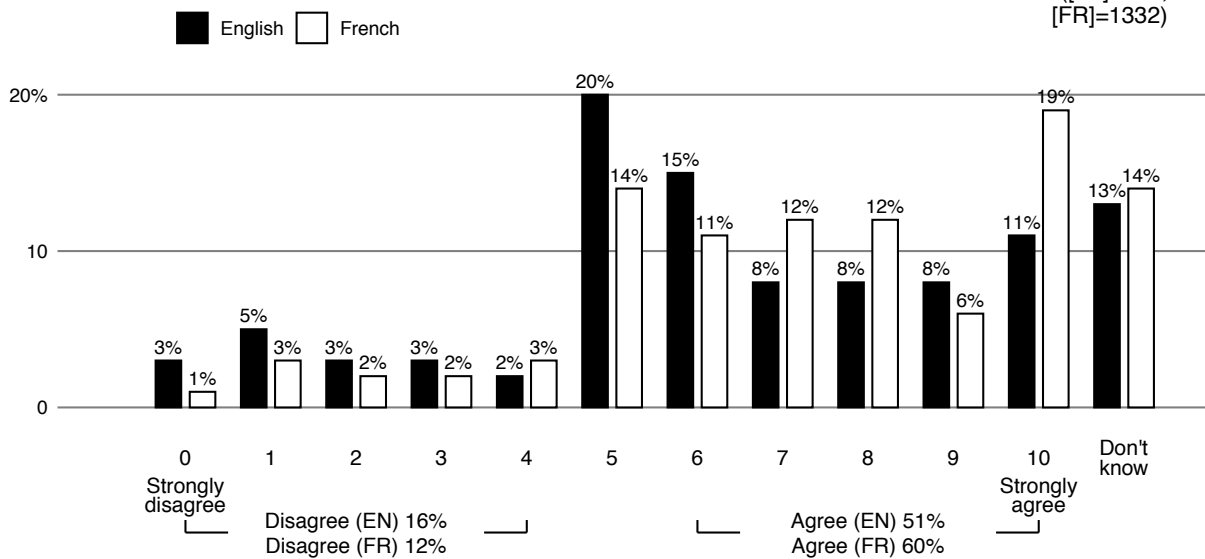
Sports and recreation services [in English/in French]

(n=2000)



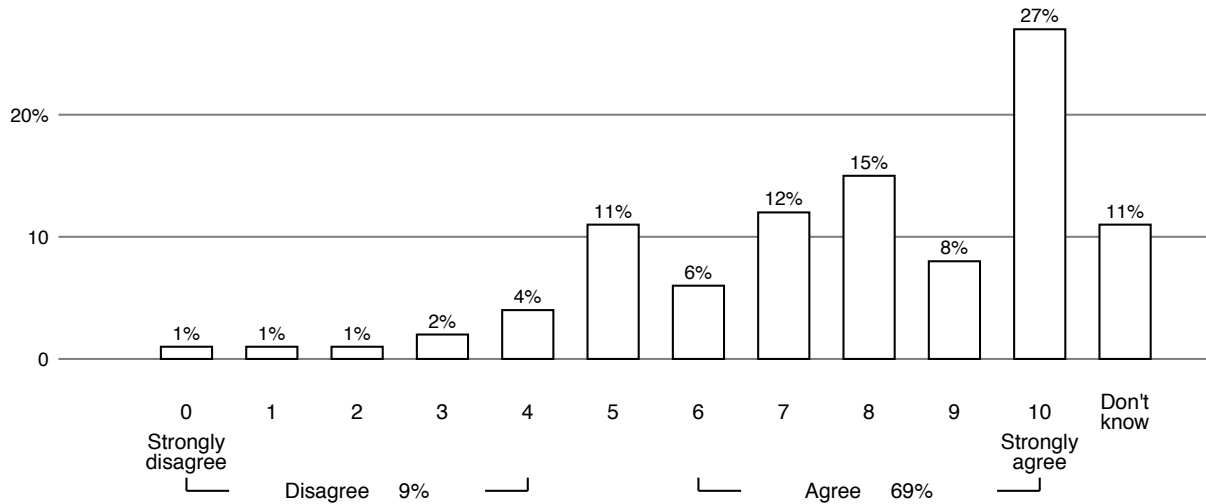
Sports and recreation services [in English/in French]

([En]=668;
[FR]=1332)



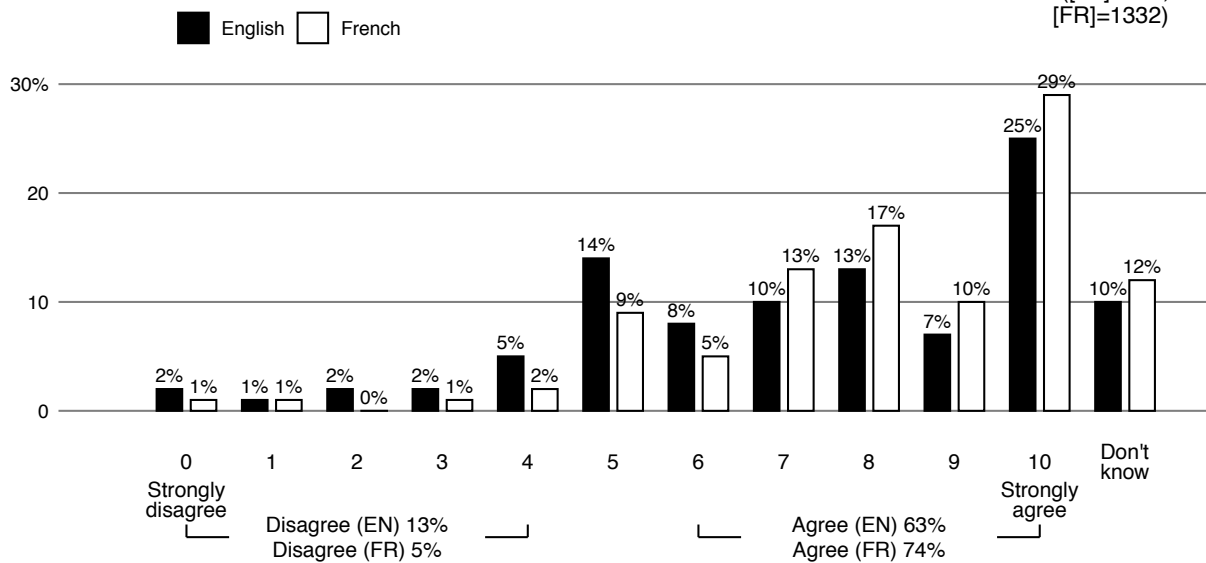
Post-secondary education and training [in English/in French]

(n=2000)

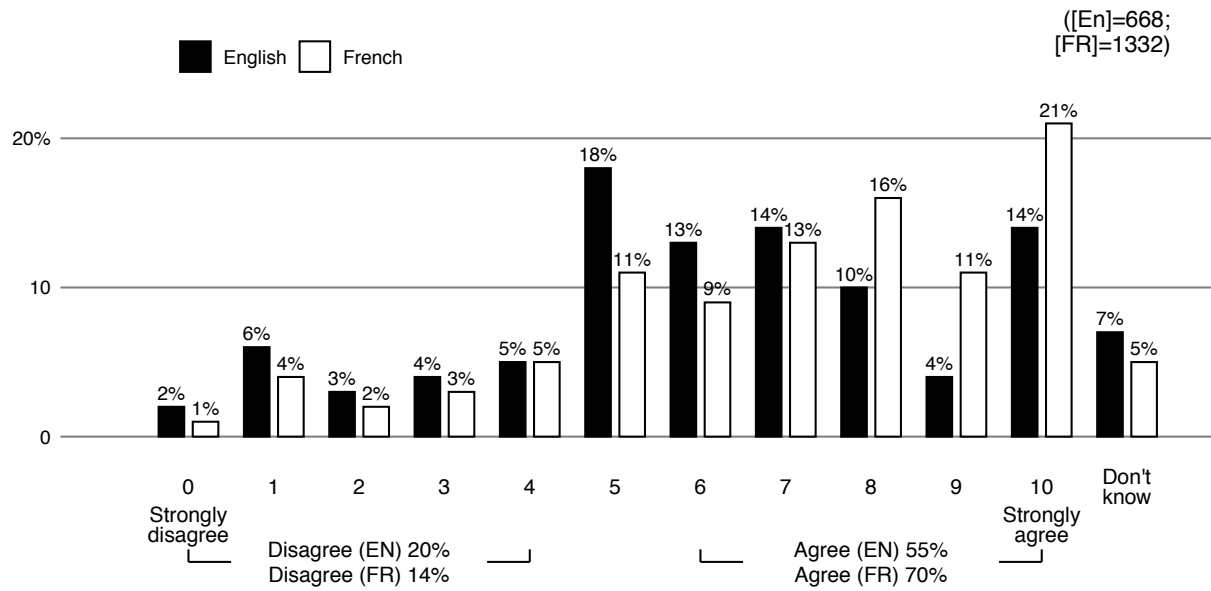


Post-secondary education and training [in English/in French]

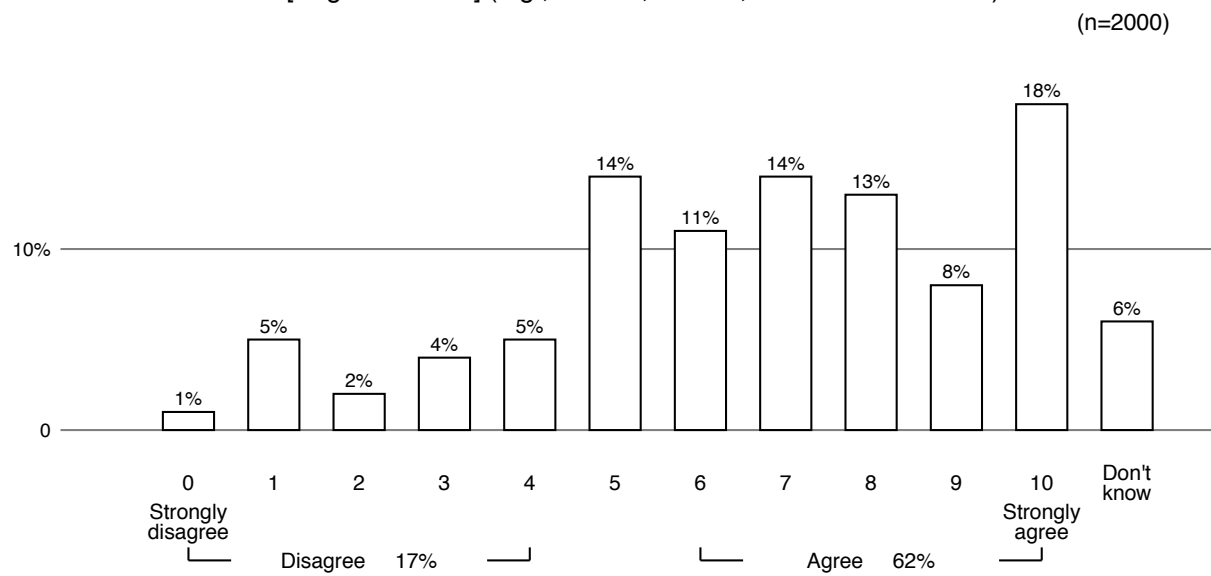
([En]=668;
[FR]=1332)



Arts and culture in [English/French] (e.g., movies, theatre, books and literature)

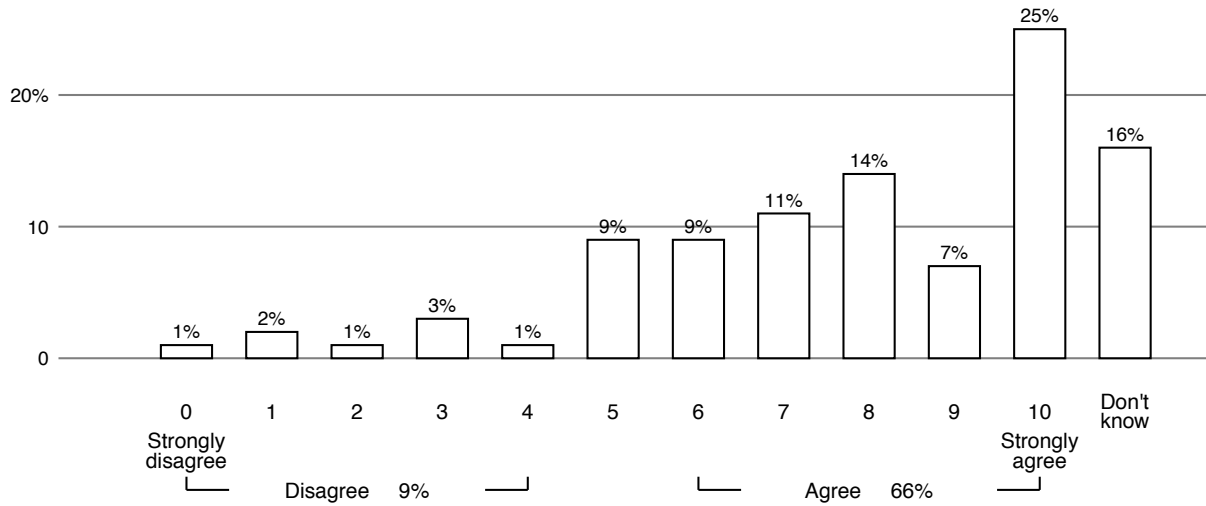


Arts and culture in [English/French] (e.g., movies, theatre, books and literature)



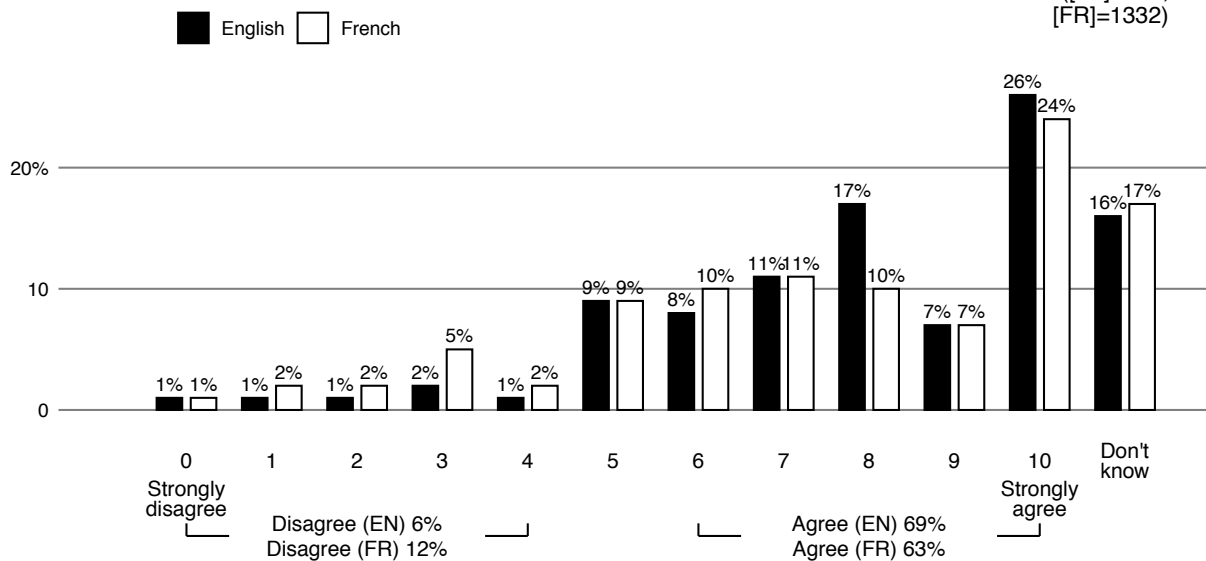
Employment services [in English/in French]

(n=2000)



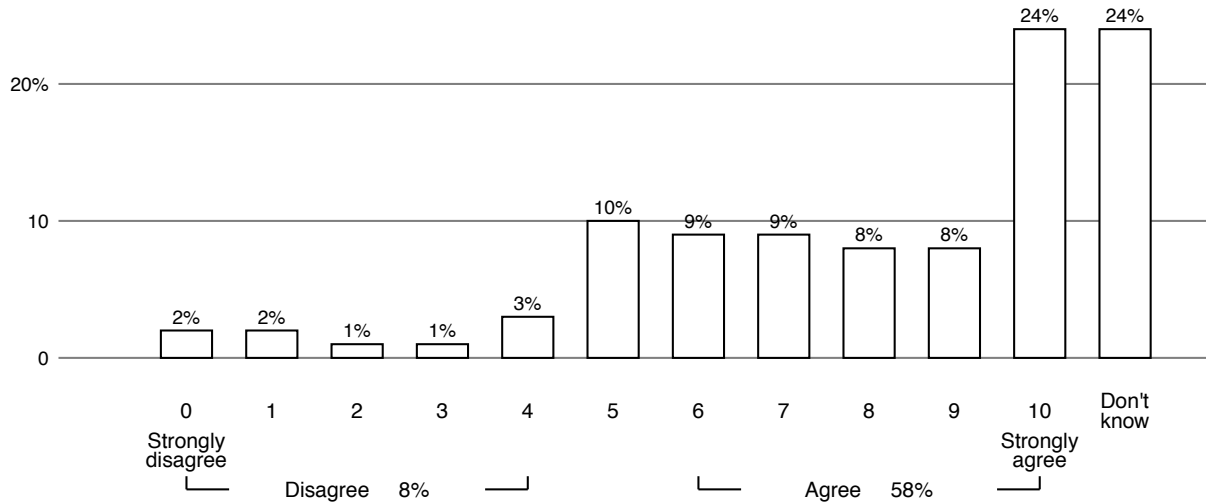
Employment services [in English/in French]

([En]=668;
 [FR]=1332)



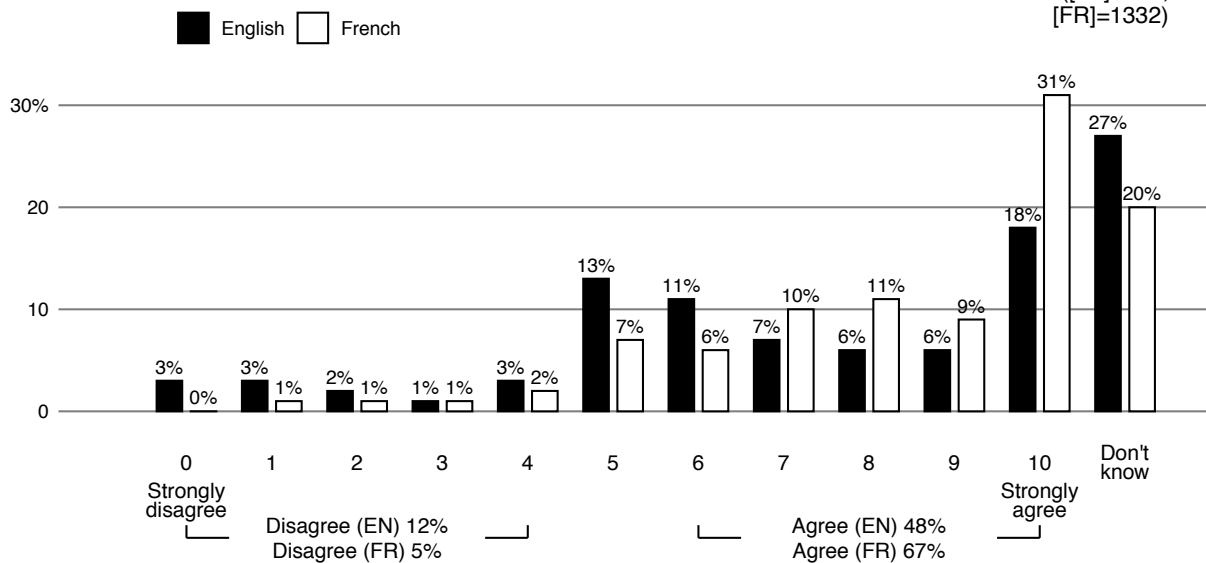
Daycares/preschool services [in English/in French]

(n=2000)



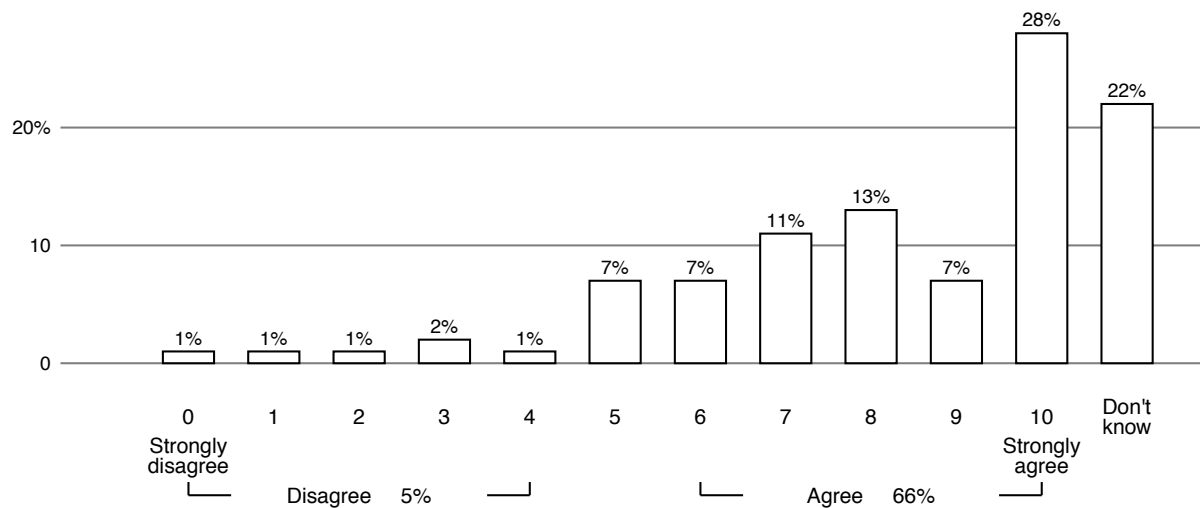
Daycares/preschool services [in English/in French]

([En]=668;
[FR]=1332)



Legal services or court proceedings [in English/in French]

(n=2000)



Legal services or court proceedings [in English/in French]

([En]=668;
[FR]=1332)

