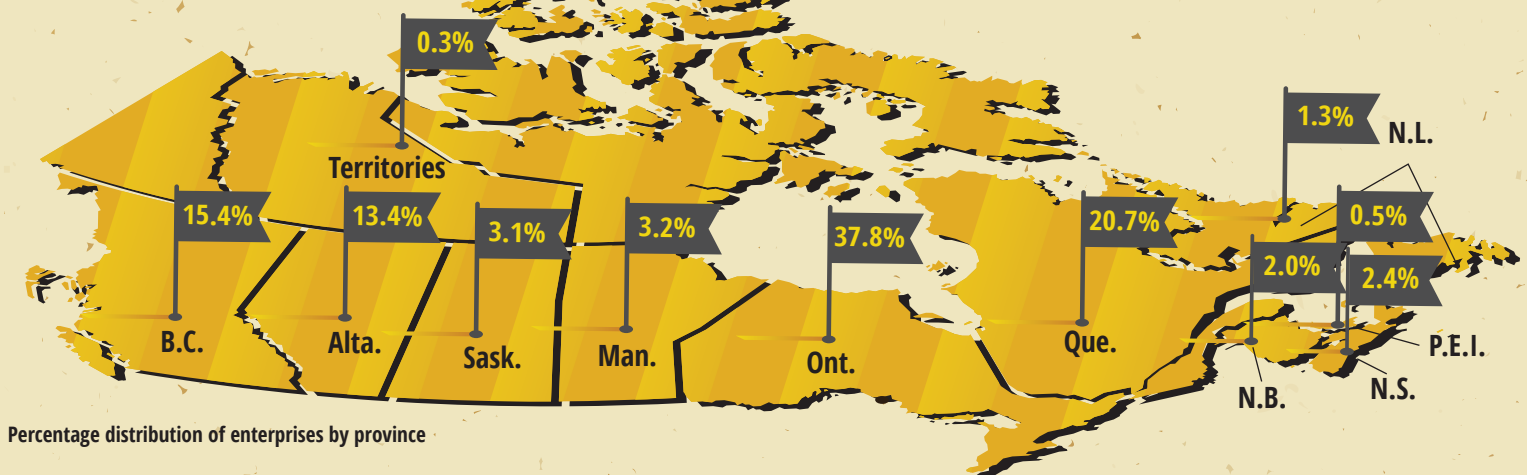


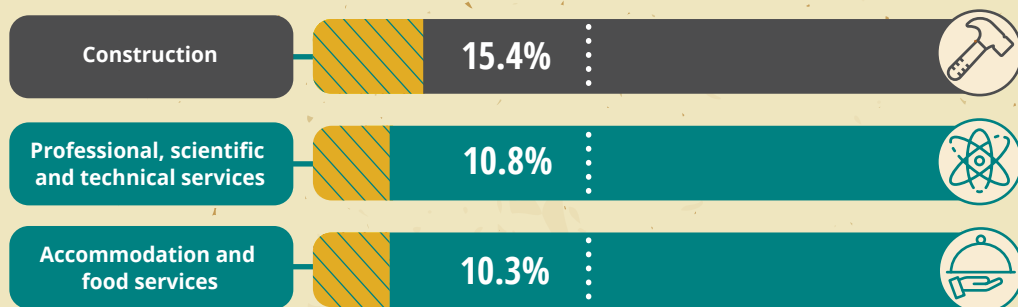
ACTIVE ENTERPRISES IN CANADA, 2018

Active enterprises consist of all enterprises that had either revenue or employees at any time during the reference period.

IN 2018, THERE WERE 1,138,170 ACTIVE ENTERPRISES IN CANADA WITH ONE OR MORE EMPLOYEES. OF THOSE, 64.8% HAD FOUR OR FEWER EMPLOYEES.




THE LARGEST NUMBER OF HIGH-GROWTH ENTERPRISES WERE IN THE CONSTRUCTION SECTOR.¹




THE PROFESSIONAL, SCIENTIFIC AND TECHNICAL SERVICES SECTOR CONTRIBUTED THE MOST TO ENTERPRISE BIRTHS AND DEATHS.

BIRTHS IN 2018




DEATHS IN 2017




THE PROFESSIONAL, SCIENTIFIC AND TECHNICAL SERVICES SECTOR ALSO HAD THE LARGEST SHARE OF ONE- AND TWO-YEAR SURVIVORS.²

ONE-YEAR SURVIVORS (2017 TO 2018)



TWO-YEAR SURVIVORS (2016 TO 2018)



1. High-growth enterprises, measured by employment, have an average annual growth in the number of employees greater than 20% over a three-year period and have at least 10 employees at the beginning of the observation period.

2. One-year survivors are enterprises born in 2017 that are active and identifiable in both 2017 and 2018, while two-year survivors are enterprises born in 2016 that are active and identifiable in both 2016 and 2018.

Sources: Statistics Canada, 2020, Entrepreneurship Indicators Database; OECD (2017), *Entrepreneurship at a Glance 2017*, OECD Publishing, Paris.

© Her Majesty the Queen in Right of Canada, as represented by the Minister of Industry, 2020

Catalogue number: 11-627-M | ISBN: 978-0-660-36450-6