





# Agenda 2030 Sustainable Development Goals Report

## GOAL 10 REDUCED INEQUALITIES

# 10 REDUCED INEQUALITIES



IN 2017, **50% OF CANADIANS**  
EARNED LESS THAN **\$35,100**.  
THEIR MEDIAN INCOME WAS **\$17,800**.

Source: Statistics Canada, table 11-10-0055-01.



IN 2018, **12%** OF CANADIANS  
WERE LIVING IN  
**LOW INCOME**.

INDIVIDUALS LIVE IN LOW INCOME IF THEIR  
HOUSEHOLD AFTER-TAX INCOME FALLS  
BELOW 50% OF THE MEDIAN AFTER-TAX  
INCOME.

**12%** OF MALES



**13%** OF FEMALES



**14%** OF PERSONS 65 YEARS AND OVER

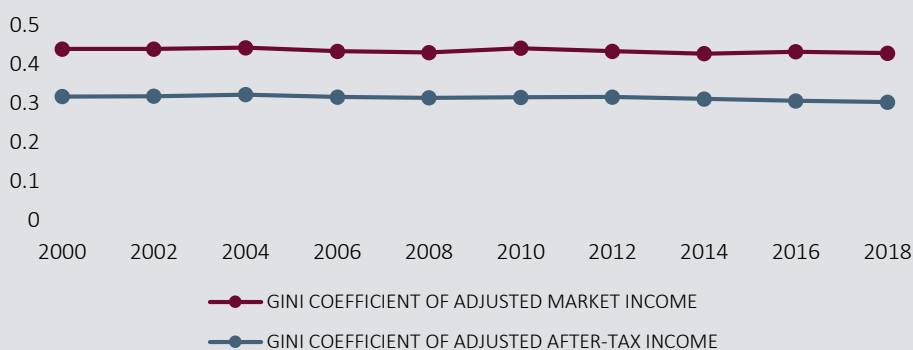


**37%** OF CHILDREN IN FEMALE  
LONE-PARENT FAMILIES



Note: Percentages are based off the Low Income Measure (LIM).

## TAXES AND GOVERNMENT TRANSFERS HELP REDUCE INEQUALITIES IN CANADA



Note: The Gini coefficient measures the degree of income inequality in the distribution of income. A Gini coefficient of **1 means absolute inequality** (e.g. one person amassing all the income) while a Gini coefficient of **0 means absolute equality**. **Market income** principally includes employment income and private pensions, as well as income from investments. **After-tax income** is the total of market income and government transfers, less income tax.

Source: Statistics Canada, table 11-10-0134-01.

## COMMUNITY SPOTLIGHT

### BIG BROTHERS BIG SISTERS OF CANADA

enables life-changing mentoring relationships to ignite the power and potential of young people. In 2018, Big Brothers Big Sisters mobilized 20,700+ volunteers to mentor 41,000+ young people across Canada. Youth with mentors are more likely to grow up to be employed, healthy, and engaged adults.

Source: <https://bigbrothersbigsisters.ca/>.

---

## How to obtain more information

For information about this product or the wide range of services and data available from Statistics Canada, visit our website, [www.statcan.gc.ca](http://www.statcan.gc.ca).

You can also contact us by

**Email at** [STATCAN.infostats-infostats.STATCAN@canada.ca](mailto:STATCAN.infostats-infostats.STATCAN@canada.ca)

**Telephone**, from Monday to Friday, 8:30 a.m. to 4:30 p.m., at the following numbers:

- |   |                |
|---|----------------|
| • Statistical Information Service                             | 1-800-263-1136 |
| • National telecommunications device for the hearing impaired | 1-800-363-7629 |
| • Fax line  | 1-514-283-9350 |

### Depository Services Program

- |                  |                |
|------------------|----------------|
| • Inquiries line | 1-800-635-7943 |
| • Fax line       | 1-800-565-7757 |

## Standards of service to the public

Statistics Canada is committed to serving its clients in a prompt, reliable and courteous manner. To this end, Statistics Canada has developed standards of service that its employees observe. To obtain a copy of these service standards, please contact Statistics Canada toll-free at 1-800-263-1136. The service standards are also published on [www.statcan.gc.ca](http://www.statcan.gc.ca) under “Contact us” > “[Standards of service to the public](#).”

## Note of appreciation

Canada owes the success of its statistical system to a long-standing partnership between Statistics Canada, the citizens of Canada, its businesses, governments and other institutions. Accurate and timely statistical information could not be produced without their continued co-operation and goodwill.

---

Release date: October 20, 2020

Catalogue number 11-637-X202000100010

Published by authority of the Minister responsible for Statistics Canada

© Her Majesty the Queen in Right of Canada as represented by the Minister of Industry, 2020

All rights reserved. Use of this publication is governed by the Statistics Canada [Open Licence Agreement](#).

An [HTML version](#) is also available.

*Cette publication est aussi disponible en français.*

---