



Government of Canada



Gouvernement du Canada



Agenda 2030 Sustainable Development Goals Report

GOAL 2 ZERO HUNGER

2 ZERO HUNGER



45% OF CANADIAN FARM OPERATORS REPORTED MAKING LAND MANAGEMENT IMPROVEMENTS* BETWEEN 2013 AND 2017.




Note: Land management improvements, such as shelterbelts/windbreaks and drainage improvements, are measures taken to prevent land degradation, restore nutrients, and improve hydrology.
Source: Statistics Canada, table 32-10-0208-01.

SUSTAINABLE AGRICULTURE

40% OF CANADIAN AGRICULTURAL OPERATIONS HAD AN ENVIRONMENTAL FARM PLAN¹ IN 2017



28% OF CANADIAN FIELD CROP OPERATIONS USE GPS² TO TARGET OR VARY FERTILIZER APPLICATION RATES IN 2017



Notes: 1. An environmental farm plan is a formal, written overall assessment of environmental issues or concerns related to an agricultural operation. 2. Using GPS to target or vary crop input application increases input use efficiency and reduces spray drift and nutrient/chemical loss from agricultural fields.
Sources: Statistics Canada, tables 32-10-0205-01 and 32-10-0207-01.

COMMUNITY SPOTLIGHT

BREAKFAST CLUB OF CANADA is a Canada-wide organization that seeks to provide a nutritious morning meal to as many children as possible before school in order to foster a healthy learning environment. Founded in 1994, the Club now helps feed 220,426 students in 1,643 schools each morning.

Source: <https://www.breakfastclubcanada.org/>.

HOUSEHOLD FOOD INSECURITY

8.7%
OF HOUSEHOLDS

IN 2017/2018, **1.2 MILLION** CANADIAN HOUSEHOLDS EXPERIENCED MODERATE TO SEVERE FOOD INSECURITY

12.0%
OF PEOPLE LIVING ALONE

PEOPLE LIVING ALONE EXPERIENCED A **HIGHER RATE** OF FOOD INSECURITY THAN COUPLES

25.1%
OF FEMALE LONE PARENT HOUSEHOLDS

FEMALE LONE PARENT HOUSEHOLDS HAD THE **HIGHEST RATE** OF FOOD INSECURITY

Note: Food insecurity includes households that are both moderately food insecure and severely food insecure as adopted from Health Canada's model of food security status.
Sources: Statistics Canada, table 13-10-0385-01; Health Canada, *Household Food Insecurity in Canada: Overview*.

How to obtain more information

For information about this product or the wide range of services and data available from Statistics Canada, visit our website, www.statcan.gc.ca.

You can also contact us by

Email at STATCAN.infostats-infostats.STATCAN@canada.ca

Telephone, from Monday to Friday, 8:30 a.m. to 4:30 p.m., at the following numbers:

- | | |
|---|----------------|
| • Statistical Information Service | 1-800-263-1136 |
| • National telecommunications device for the hearing impaired | 1-800-363-7629 |
| • Fax line | 1-514-283-9350 |

Depository Services Program

- | | |
|------------------|----------------|
| • Inquiries line | 1-800-635-7943 |
| • Fax line | 1-800-565-7757 |

Standards of service to the public

Statistics Canada is committed to serving its clients in a prompt, reliable and courteous manner. To this end, Statistics Canada has developed standards of service that its employees observe. To obtain a copy of these service standards, please contact Statistics Canada toll-free at 1-800-263-1136. The service standards are also published on www.statcan.gc.ca under “Contact us” > “[Standards of service to the public](#).”

Note of appreciation

Canada owes the success of its statistical system to a long-standing partnership between Statistics Canada, the citizens of Canada, its businesses, governments and other institutions. Accurate and timely statistical information could not be produced without their continued co-operation and goodwill.

Release date: October 20, 2020

Catalogue number 11-637-X202000100002

Published by authority of the Minister responsible for Statistics Canada

© Her Majesty the Queen in Right of Canada as represented by the Minister of Industry, 2020

All rights reserved. Use of this publication is governed by the Statistics Canada [Open Licence Agreement](#).

An [HTML version](#) is also available.

Cette publication est aussi disponible en français.
