



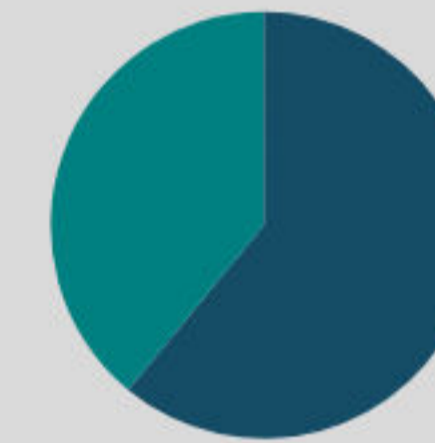
# HEPATITIS C in CANADA

## 2019 Surveillance Data

**11,441** total number of hepatitis C cases reported in 2019, for a rate of **30.4 per 100,000 people**

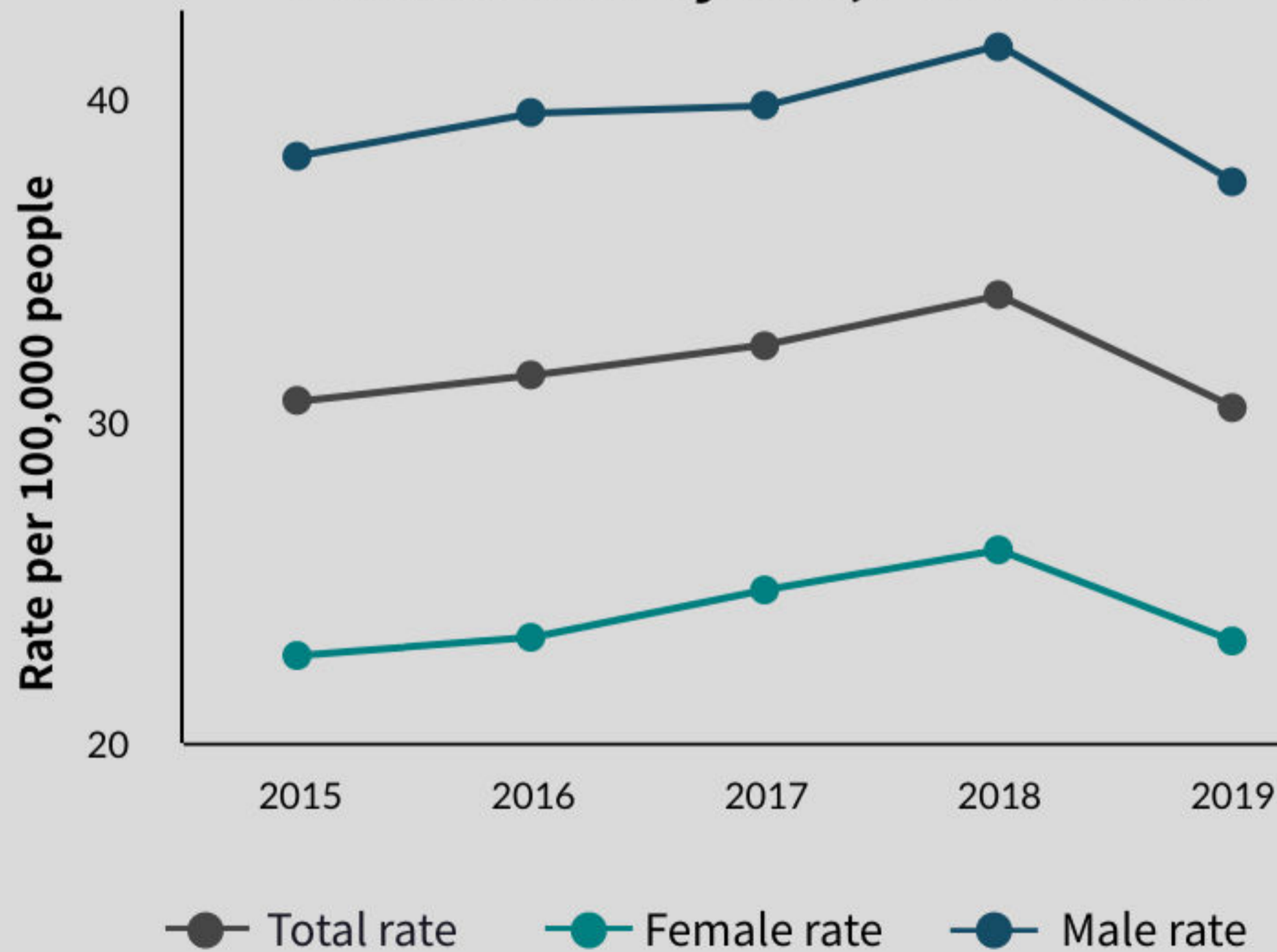


Total hepatitis C rates are **highest** among males and females **25 - 39 year old**



**61%** of total hepatitis C cases are among males

Reported total hepatitis C rates, overall and by sex, 2015-2019

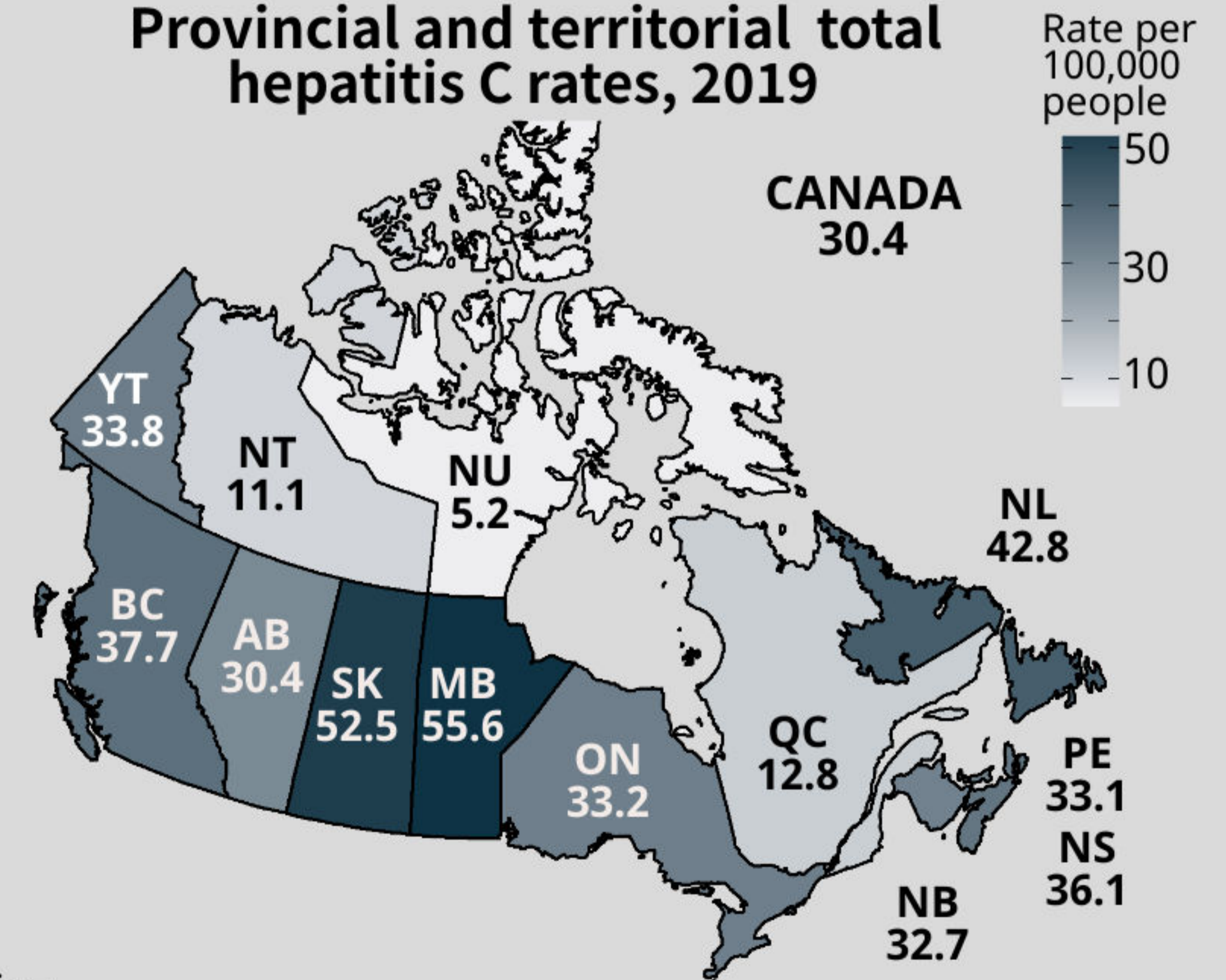


Decrease in national total hepatitis C rates since 2018



Since 2018, total hepatitis C rates **decreased** in **nine provinces and territories\*** (-4% to -40%)

Provincial and territorial total hepatitis C rates, 2019



Data source: Canadian Notifiable Disease Surveillance System.

<sup>†</sup> Acute hepatitis C status was reported by BC, AB, MB, QC, NU, and YT.

\*Rate change not reported for NT and NU since Hepatitis C cases were ≤5 in 2019. PE rate increased by 15%. NS rate was stable.

© Her Majesty the Queen in Right of Canada, as represented by the Minister of Health, 2021 | Cat.: HP40-252/2-2019E-PDF | ISBN: 978-0-660-39174-8 | Pub.: 210126



Public Health Agency of Canada

Agence de la santé publique du Canada

Canada