

JULY 2020 overnight arrivals at a glance*



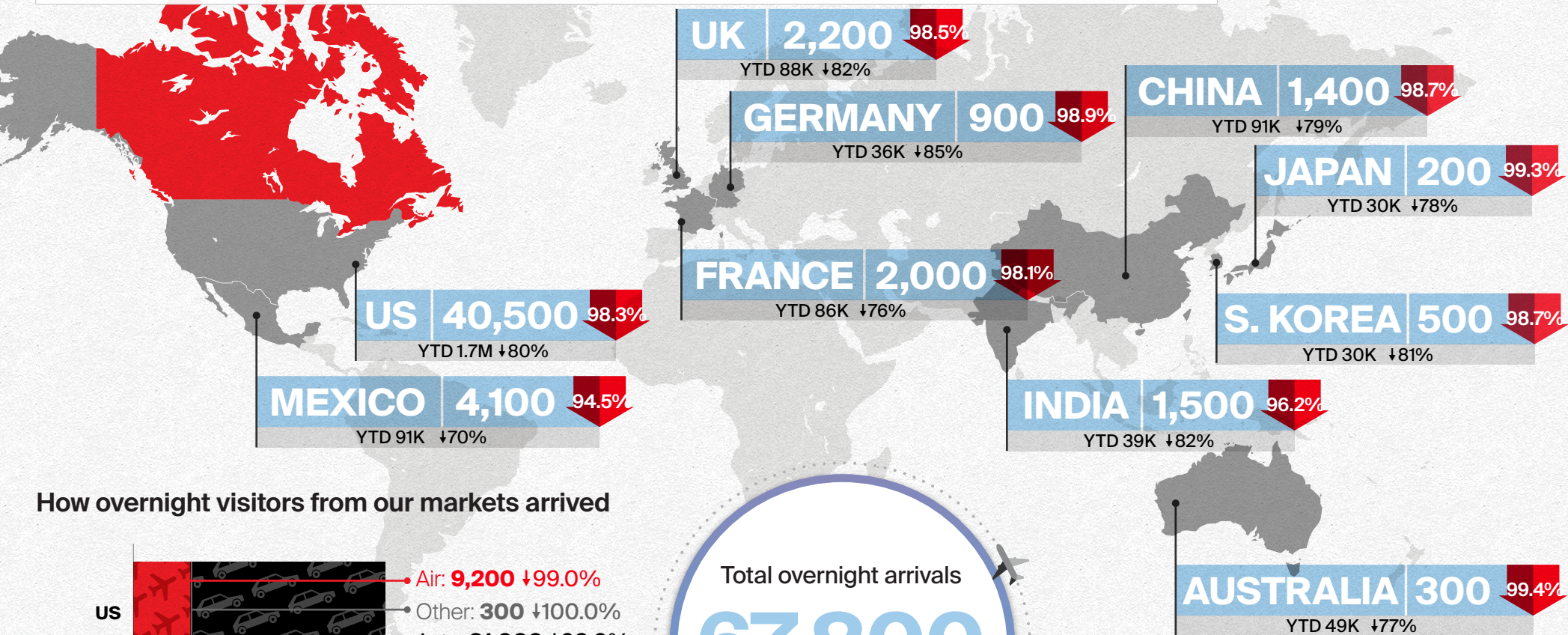
***COVID-19 UPDATE:** On March 18, 2020, the Government of Canada restricted entry to non-residents for non-essential travel from all international destinations.



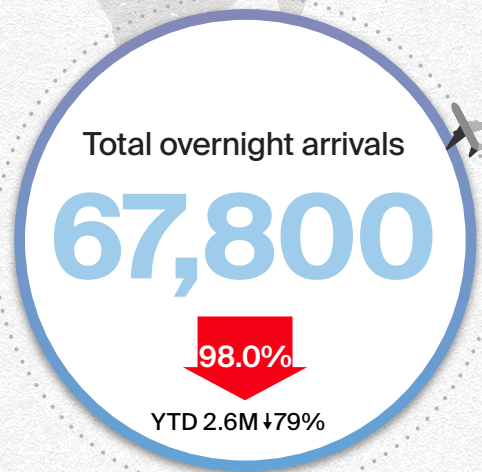
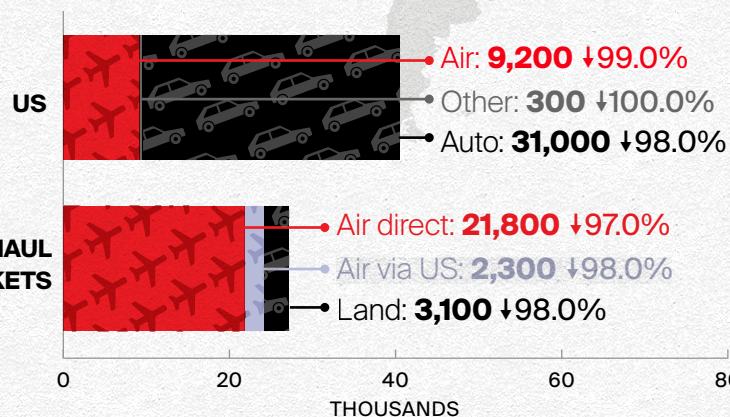
*The COVID-19 pandemic has affected data availability and the regular process for collecting and distributing data. While this information can provide a baseline to monitor arrival performance going forward, it does feature notable difference compared to data normally published by Destination Canada. This month's infographic shows all travellers from long-haul (non-US) arrivals, including same-day trips from non-US countries (i.e. air passengers in transit to other countries), which are normally excluded. Destination Canada estimates that these same-day trips account for 3% of total arrivals. US travel excludes same-day trips by land, as usual. Data on mode of entry at the country level is not available, so only the total long-haul arrivals by mode of entry is provided.

% = Year-on-year variations**

YTD = Year-to-date



How overnight visitors from our markets arrived



**Percentages shown are year-over-year changes compared to the same period in 2019.

Arrivals figures are preliminary estimates and are subject to change.



Infographic designed by @DestinationCAN

For more information, visit www.destinationcanada.com

Source: Statistics Canada, Tables 24-10-0043-01, 24-10-0003-01, and 24-10-0041-01 (July 2020).