

REACHING HOME: CANADA'S HOMELESSNESS STRATEGY



# SHELTER CAPACITY REPORT

---

# 2019



Employment and  
Social Development Canada

Emploi et  
Développement social Canada

Canada

## **Reaching Home: Canada's Homelessness Strategy – 2019 Shelter Capacity Report**

It is also available upon request in multiple formats (large print, MP3, Braille, audio CD, e-text CD, DAISY or accessible PDF), by contacting 1 800 O-Canada (1-800-622-6232).  
By teletypewriter (TTY), call 1-800-926-9105.

© Her Majesty the Queen in Right of Canada, 2021

For information regarding reproduction rights:

[droitdauteur.copyright@HRSDC-RHDCC.gc.ca](mailto:droitdauteur.copyright@HRSDC-RHDCC.gc.ca)

### **PDF**

Cat. No.: Em9-3E-PDF

ISSN: 1925-718X

### **ESDC**

Cat. No.: SSD-044-01-21E

# Table of Contents

## 1

### INTRODUCTION

## 1

### ACKNOWLEDGEMENTS

## 2

### TYPES OF SHELTERS

## 3

### NATIONAL EMERGENCY SHELTER CAPACITY OVERVIEW

Emergency Shelter Beds by Clientele Served	3
Proportion of Shelters and Beds by Community Size	3
Number of Emergency Shelter Beds by Province and Territory	4
Number of Emergency Shelter Beds by Population of 10,000	5

## 6

### NATIONAL SUMMARY: EMERGENCY SHELTERS (2019)

## 7

### EMERGENCY SHELTERS BY CLIENTELE SERVED (2019)

## 8

### EMERGENCY SHELTERS AND SHELTER BEDS BY COMMUNITY (2019)

Newfoundland and Labrador	8
Nova Scotia	8
New Brunswick	9
Prince Edward Island	9
Quebec	10
Ontario	11
Manitoba	12
Saskatchewan	12
Alberta	13
British Columbia	14
Yukon	15
Northwest Territories	15
Nunavut	15

## 16


### APPENDIX A: TRANSITIONAL HOUSING BY CLIENTELE SERVED (2019)

## 17

### APPENDIX B: VIOLENCE AGAINST WOMEN SHELTERS (2019)

## 18

### APPENDIX C: GLOSSARY



---

## Introduction

The Shelter Capacity Report is a descriptive account of capacity statistics for emergency homeless shelters in Canada. The report provides information on the number of emergency shelter facilities and permanent beds for each province, territory, and community. In addition, the appendices include overviews of Transitional Housing facilities and Violence Against Women shelters.

Employment and Social Development Canada (ESDC) prepares this report annually using information obtained from the **National Service Provider List (NSPL)**. The NSPL is a comprehensive listing of homeless shelters in Canada maintained by ESDC.

ESDC conducted a comprehensive update of the NSPL emergency shelters in 2018. For this process, Community Entities updated and validated information for the services in their community. This approach set a new baseline for the NSPL, ensuring higher accuracy of findings. Changes in the reported number of shelters and beds between 2017 and 2018 may reflect updated information rather than actual changes in national shelter capacity.

The 2019 update, conducted between June and December 2019, used an approach similar to that used in 2018. Community Entities and Service Canada in the region of Quebec provided current information about shelters. ESDC obtained additional information from community organizations and publicly available sources.

The report excludes shelters that cater exclusively to specific subgroups (for example, immigrants/refugees or pregnant women). It also excludes motel and hotel programs.

For emergency and transitional services in the 2019 report, all services offered by an umbrella organization to a specific target population located at the same address were collapsed.

## Acknowledgements

We would like to thank service providers and Community Entities for their collaboration in the development of the NSPL and your support of the advancement of the understanding of homelessness in Canada.

### Questions/Comments

#### Organizational contact information

Head Office  
140 Promenade du Portage, Phase IV  
Gatineau, Quebec  
K1A 0J9  
Canada

Telephone: 1-800-622-6232

Toll-free: 1-800-622-6232

Website: [www.canada.ca/en/employment-social-development.html](http://www.canada.ca/en/employment-social-development.html)

---

## Types of Shelters

**EMERGENCY SHELTERS:** Facilities that provide temporary, short-term accommodation for homeless individuals and families. This may or may not include other services such as food, clothing or counselling. Motel and hotel programs are excluded.

**TRANSITIONAL HOUSING:** Facilities that provide longer-term temporary shelter with a greater intensity of support services than emergency shelters. Transitional housing is an intermediate step between emergency shelter and permanent housing. Support services help clients to gain the stability and self-sufficiency needed to maintain permanent housing.

**VIOLENCE AGAINST WOMEN SHELTERS:** Facilities that provide temporary shelter to single women or women with children fleeing domestic abuse. They may function in either a crisis capacity or as transitional or second-stage housing.



## Emergency Shelters and Transitional Housing Are Further Characterized According to the Clients They Serve



**Men's shelters** provide services to adult males. Some also accept youth.



**Youth shelters** provide services to youth. Shelters have varying definitions of youth, often ranging from 12 to 29 years of age.



**Women's shelters** provide services to adult females. Some also accept youth.



**Family shelters** provide services to families and adults with dependents. Some also accept single adult women without dependents.



**General shelters** provide services to adult males and females. Some also accept youth.

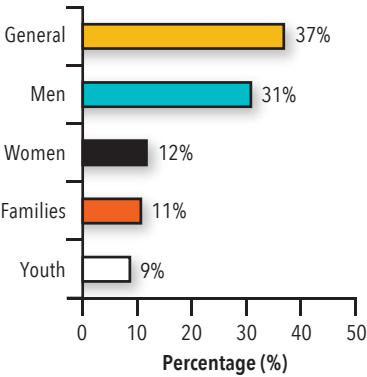
# National Emergency Shelter Capacity Overview



**423**  
**Emergency Shelters**

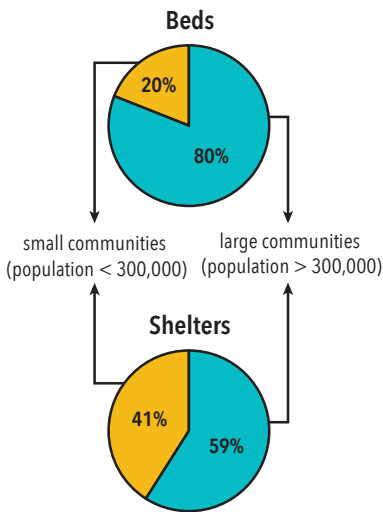


**16,271**  
**Permanent Beds**



## Emergency Shelter Beds by Clientele Served

- More than a third (37%) of shelter beds are in general shelters that serve both men and women.
- Men's shelters account for a greater percentage of all shelter beds (31%) compared to women's shelters (12%).
- Family shelters account for 11% of shelter beds.
- Shelters that exclusively serve youth tend to be smaller. Although they make up 22% of all shelters, they account for 9% of all emergency shelter beds.



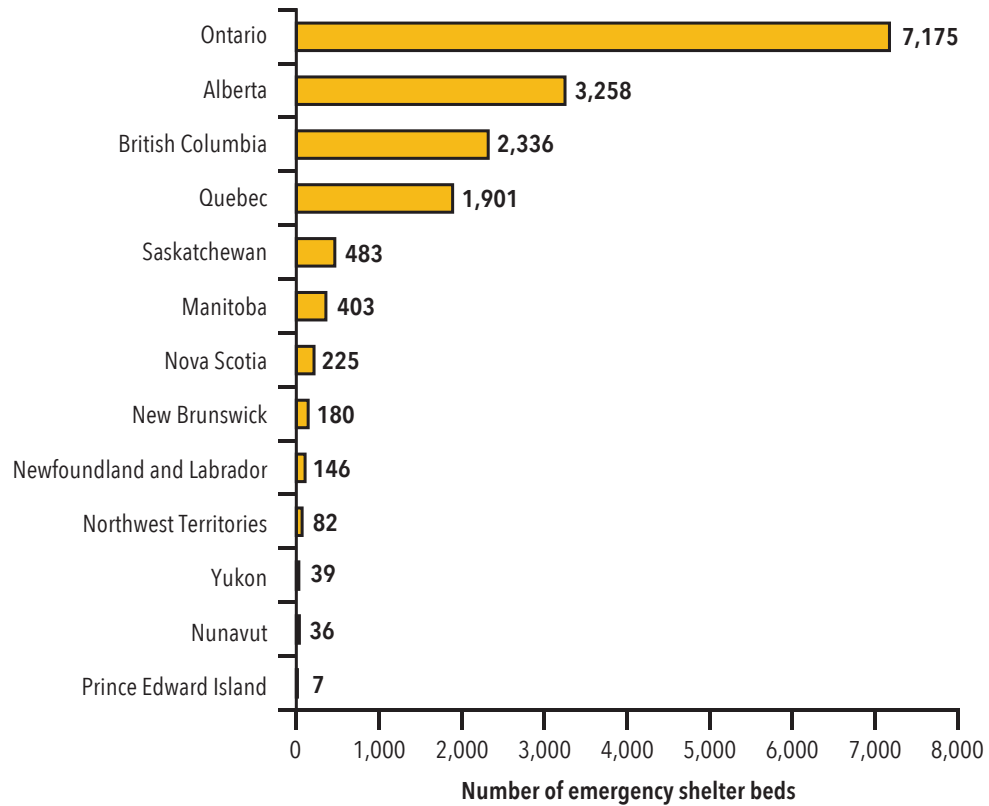
## Proportion of Shelters and Beds by Community Size

- A significant proportion of shelters (41%) are located in small communities (populations less than 300,000); however, the majority of shelter beds (80%) are in large communities (populations greater than 300,000).
- The average number of beds per shelter is 19 in small communities compared to 52 in large communities. The median number of beds in small communities is 15, while the median number for large communities is 32.



---

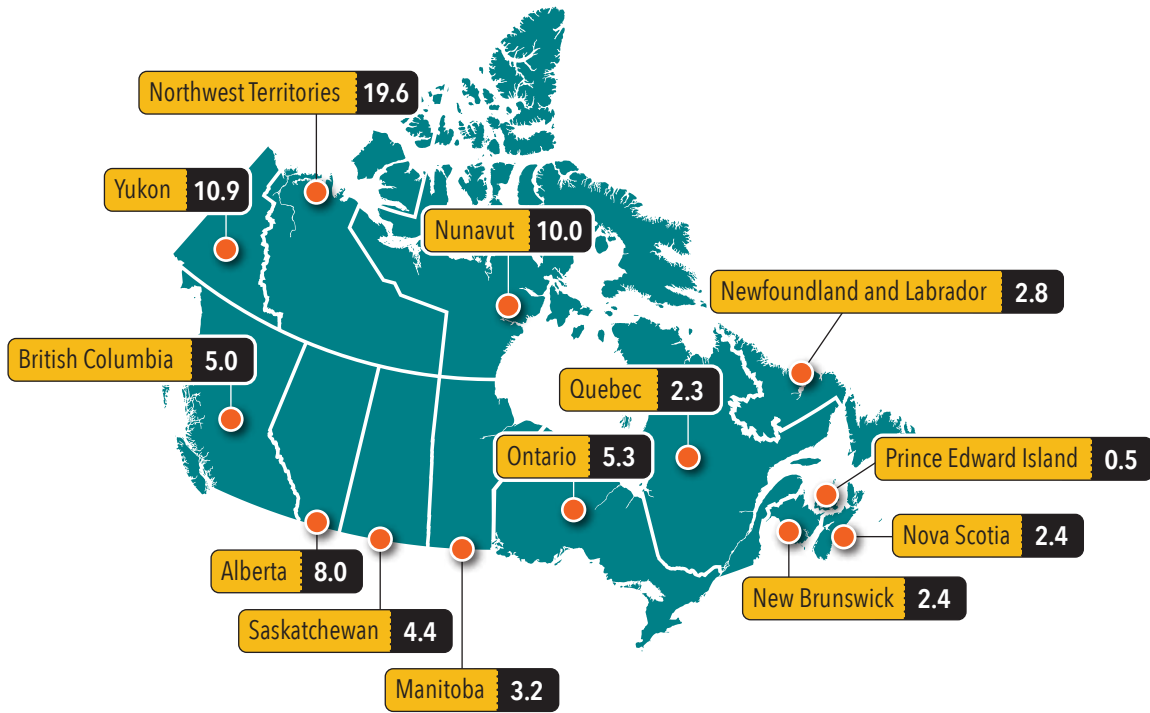
## Number of Emergency Shelter Beds by Province and Territory



- The majority of shelter beds (90%) are in the provinces of Ontario, Alberta, Quebec and British Columbia.
- Almost half of all emergency shelter beds (44%) are located in Ontario.



## Number of Emergency Shelter Beds by Population of 10,000



Source: Statistics Canada (2017). [Population and Dwelling Count Highlight Tables](#), 2016 Census.

- The northern territories (Yukon, Northwest Territories and Nunavut) have the highest number of shelter beds per population of 10,000.
- The Atlantic provinces and Quebec rank lowest in terms of emergency shelter capacity per 10,000 population.

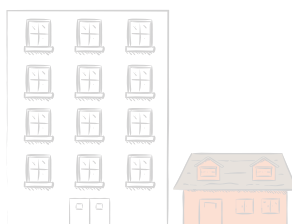
## National Summary: Emergency Shelters (2019)

**NOTE:** Changes in the reported number of shelters and beds from 2017 to 2018 may reflect updated information rather than actual changes in capacity. Subsequent changes reflect changes in capacity.

Province/Territory	2019 <sup>1</sup>		2018		2017	
	Shelters	Beds	Shelters	Beds	Shelters	Beds
Newfoundland and Labrador <sup>2</sup>	14	146	7	67	6	61
Nova Scotia	11	225	9	220	9	217
New Brunswick	8	180	9	157	9	148
Prince Edward Island	1	7	1	7	1	7
Québec	76	1,901	65	1,757	75	1,934
Ontario	159	7,175	149	6,898	149	6,764
Manitoba	12	403	13	650	15	661
Saskatchewan	17	483	18	476	21	443
Alberta	38	3,258	35	3,304	36	3,182
British Columbia	79	2,336	78	2,170	77	2,069
Yukon	3	39	3	27	3	27
Northwest Territories	3	82	3	82	3	76
Nunavut	2	36	2	44	2	34
<b>CANADA</b>	<b>423</b>	<b>16,271</b>	<b>392</b>	<b>15,859</b>	<b>407</b>	<b>15,623</b>

<sup>1</sup> All services offered by an umbrella organization to a specific target population located at the same address were collapsed. As a result, the figures in this report are slightly lower than the counts reported in the [2019 National Service Provider List](#).

<sup>2</sup> In 2019 Newfoundland and Labrador added 7 privately-owned shelters, with a total capacity of 79 beds.



## Emergency Shelters by Clientele Served (2019)

Province/ Territory	General		Men's		Women's		Youth		Family		Total	
	Shelters	Beds	Shelters	Beds	Shelters	Beds	Shelters	Beds	Shelters	Beds	Shelters	Beds
Newfoundland and Labrador	10	111	0	0	0	0	3	20	1	15	14	146
Nova Scotia	4	49	2	101	2	36	2	24	1	15	11	225
New Brunswick	3	100	2	52	2	20	1	8	0	0	8	180
Prince Edward Island	0	0	1	7	0	0	0	0	0	0	1	7
Québec	26	469	8	906	13	219	28	300	1	7	76	1,901
Ontario	31	1,197	43	2,682	31	1,107	32	795	22	1,394	159	7,175
Manitoba	8	307	0	0	0	0	2	24	2	72	12	403
Saskatchewan	2	56	6	201	5	187	4	39	0	0	17	483
Alberta	16	2,292	7	473	5	168	8	145	2	180	38	3,258
British Columbia	42	1,438	13	525	10	227	10	91	4	55	79	2,336
Yukon	1	25	1	3	0	0	1	11	0	0	3	39
Northwest Territories	1	18	1	49	0	0	1	15	0	0	3	82
Nunavut	0	0	1	24	1	12	0	0	0	0	2	36
<b>CANADA</b>	<b>144</b>	<b>6,062</b>	<b>85</b>	<b>5,023</b>	<b>69</b>	<b>1,976</b>	<b>92</b>	<b>1,472</b>	<b>33</b>	<b>1,738</b>	<b>423</b>	<b>16,271</b>



## Emergency Shelters and Shelter Beds by Community (2019)

### Newfoundland and Labrador

	General		Men's		Women's		Youth		Family		Total	
	Shelters	Beds	Shelters	Beds	Shelters	Beds	Shelters	Beds	Shelters	Beds	Shelters	Beds
Happy Valley – Goose Bay	1	8	0	0	0	0	0	0	0	0	1	8
Natuashish	0	0	0	0	0	0	1	3	0	0	1	3
St. John's	9	103	0	0	0	0	2	17	1	15	12	135
<b>TOTAL</b>	<b>10</b>	<b>111</b>	<b>0</b>	<b>0</b>	<b>0</b>	<b>0</b>	<b>3</b>	<b>20</b>	<b>1</b>	<b>15</b>	<b>14</b>	<b>146</b>

### Nova Scotia

	General		Men's		Women's		Youth		Family		Total	
	Shelters	Beds	Shelters	Beds	Shelters	Beds	Shelters	Beds	Shelters	Beds	Shelters	Beds
Halifax	0	0	2	101	2	36	1	20	1	15	6	172
Kentville	1	12	0	0	0	0	0	0	0	0	1	12
New Glasgow	1	9	0	0	0	0	1	4	0	0	2	13
Sydney	1	12	0	0	0	0	0	0	0	0	1	12
Truro	1	16	0	0	0	0	0	0	0	0	1	16
<b>TOTAL</b>	<b>4</b>	<b>49</b>	<b>2</b>	<b>101</b>	<b>2</b>	<b>36</b>	<b>2</b>	<b>24</b>	<b>1</b>	<b>15</b>	<b>11</b>	<b>225</b>



## New Brunswick

	General		Men's		Women's		Youth		Family		Total	
	Shelters	Beds	Shelters	Beds	Shelters	Beds	Shelters	Beds	Shelters	Beds	Shelters	Beds
Bathurst	1	10	0	0	0	0	0	0	0	0	1	10
Fredericton	0	0	1	27	1	10	0	0	0	0	2	37
Moncton	2	90	0	0	0	0	0	0	0	0	2	90
Saint John	0	0	1	25	1	10	1	8	0	0	3	43
<b>TOTAL</b>	<b>3</b>	<b>100</b>	<b>2</b>	<b>52</b>	<b>2</b>	<b>20</b>	<b>1</b>	<b>8</b>	<b>0</b>	<b>0</b>	<b>8</b>	<b>180</b>

## Prince Edward Island

	General		Men's		Women's		Youth		Family		Total	
	Shelters	Beds	Shelters	Beds	Shelters	Beds	Shelters	Beds	Shelters	Beds	Shelters	Beds
Charlottetown	0	0	1	7	0	0	0	0	0	0	1	7
<b>TOTAL</b>	<b>0</b>	<b>0</b>	<b>1</b>	<b>7</b>	<b>0</b>	<b>0</b>	<b>0</b>	<b>0</b>	<b>0</b>	<b>0</b>	<b>1</b>	<b>7</b>



## Quebec

	General		Men's		Women's		Youth		Family		Total	
	Shelters	Beds	Shelters	Beds	Shelters	Beds	Shelters	Beds	Shelters	Beds	Shelters	Beds
Alma	1	8	0	0	0	0	0	0	0	0	1	8
Drummondville	0	0	0	0	0	0	2	18	0	0	2	18
Fermont	1	6	0	0	0	0	0	0	0	0	1	6
Gatineau	1	55	0	0	0	0	2	14	0	0	3	69
Joliette	1	7	0	0	0	0	2	21	0	0	3	28
La Pocatière	0	0	0	0	0	0	1	9	0	0	1	9
Mont-Laurier	1	9	0	0	0	0	0	0	0	0	1	9
Montreal	8	167	6	842	9	177	9	133	1	7	33	1,326
Pointe-à-la-Croix	1	7	0	0	0	0	0	0	0	0	1	7
Quebec City Region	2	52	1	39	3	34	6	49	0	0	12	174
Rimouski	0	0	0	0	0	0	1	10	0	0	1	10
Rivière-du-Loup	1	9	0	0	0	0	0	0	0	0	1	9
Rouyn-Noranda	1	15	0	0	0	0	0	0	0	0	1	15
Saguenay	1	3	1	25	0	0	0	0	0	0	2	28
Saint-Georges	1	23	0	0	0	0	0	0	0	0	1	23
Saint-Hyacinthe	0	0	0	0	0	0	1	9	0	0	1	9
Salaberry-de-Valleyfield	1	20	0	0	0	0	1	9	0	0	2	29
Sept-Îles	1	12	0	0	0	0	0	0	0	0	1	12
Sherbrooke	1	18	0	0	1	8	2	17	0	0	4	43
Trois-Rivières	2	30	0	0	0	0	1	11	0	0	3	41
Val D'or	1	28	0	0	0	0	0	0	0	0	1	28
<b>TOTAL</b>	<b>26</b>	<b>469</b>	<b>8</b>	<b>906</b>	<b>13</b>	<b>219</b>	<b>28</b>	<b>300</b>	<b>1</b>	<b>7</b>	<b>76</b>	<b>1,901</b>

## Ontario

	General		Men's		Women's		Youth		Family		Total	
	Shelters	Beds	Shelters	Beds	Shelters	Beds	Shelters	Beds	Shelters	Beds	Shelters	Beds
Barrie-Simcoe	2	38	2	42	1	18	1	17	1	36	7	151
Brant-Brantford	1	15	1	40	0	0	1	20	0	0	3	75
Chatham	0	0	1	10	0	0	0	0	0	0	1	10
Cobourg	1	22	0	0	0	0	0	0	0	0	1	22
Cochrane	0	0	1	6	0	0	0	0	0	0	1	6
Dufferin Region	0	0	0	0	0	0	1	20	0	0	1	20
Durham Region	0	0	1	40	1	40	1	13	1	20	4	113
Halton Region	1	32	0	0	0	0	0	0	0	0	1	32
Hamilton	0	0	3	194	3	56	1	21	1	80	8	351
Kenora	1	18	0	0	0	0	0	0	0	0	1	18
Kingston	1	29	0	0	1	6	1	15	1	19	4	69
Lindsay	1	19	0	0	0	0	0	0	0	0	1	19
London	2	58	2	198	1	10	1	36	1	41	7	343
Niagara Region	1	55	2	35	2	40	2	20	2	33	9	183
Nipissing (North Bay)	1	19	0	0	1	10	0	0	0	0	2	29
Ottawa	2	60	3	467	3	117	1	24	2	201	11	869
Peel Region	1	119	1	86	0	0	2	54	1	225	5	484
Peterborough	0	0	1	30	1	10	0	0	1	30	3	70
Red Lake	1	14	0	0	0	0	0	0	0	0	1	14
Sarnia	1	24	1	21	0	0	1	9	1	3	4	57
Sault Ste. Marie	0	0	1	23	0	0	0	0	1	25	2	48
Sioux Lookout	1	26	0	0	0	0	0	0	0	0	1	26
Sudbury	0	0	0	0	0	0	1	16	1	26	2	42
Thunder Bay	1	42	1	33	0	0	0	0	0	0	2	75
Timmins	0	0	1	14	0	0	0	0	0	0	1	14
Toronto	7	398	16	1,314	14	735	11	415	5	519	53	3,381
Waterloo Region	1	78	2	53	0	0	3	57	1	66	7	254
Wellington- Guelph	1	5	1	22	1	16	1	16	0	0	4	59
Windsor	2	108	1	24	1	22	0	0	0	0	4	154

## Ontario (continued)

	General		Men's		Women's		Youth		Family		Total	
	Shelters	Beds	Shelters	Beds	Shelters	Beds	Shelters	Beds	Shelters	Beds	Shelters	Beds
Woodstock	1	18	0	0	0	0	0	0	1	10	2	28
York Region	0	0	1	30	1	27	3	42	1	60	6	159
<b>TOTAL</b>	<b>31</b>	<b>1,197</b>	<b>43</b>	<b>2,682</b>	<b>31</b>	<b>1,107</b>	<b>32</b>	<b>795</b>	<b>22</b>	<b>1,394</b>	<b>159</b>	<b>7,175</b>

## Manitoba

	General		Men's		Women's		Youth		Family		Total	
	Shelters	Beds	Shelters	Beds	Shelters	Beds	Shelters	Beds	Shelters	Beds	Shelters	Beds
Brandon	1	25	0	0	0	0	0	0	1	12	2	37
Flin Flon	1	15	0	0	0	0	0	0	0	0	1	15
Steinbach	1	4	0	0	0	0	0	0	0	0	1	4
Swan River	1	9	0	0	0	0	0	0	0	0	1	9
Thompson	1	24	0	0	0	0	0	0	0	0	1	24
Winnipeg	3	230	0	0	0	0	2	24	1	60	6	314
<b>TOTAL</b>	<b>8</b>	<b>307</b>	<b>0</b>	<b>0</b>	<b>0</b>	<b>0</b>	<b>2</b>	<b>24</b>	<b>2</b>	<b>72</b>	<b>12</b>	<b>403</b>

## Saskatchewan

	General		Men's		Women's		Youth		Family		Total	
	Shelters	Beds	Shelters	Beds	Shelters	Beds	Shelters	Beds	Shelters	Beds	Shelters	Beds
Moose Jaw	0	0	1	10	0	0	0	0	0	0	1	10
North Battleford	1	34	0	0	0	0	0	0	0	0	1	34
Prince Albert	1	22	0	0	1	50	0	0	0	0	2	72
Regina	0	0	2	70	2	74	1	15	0	0	5	159
Saskatoon	0	0	3	121	2	63	3	24	0	0	8	208
<b>TOTAL</b>	<b>2</b>	<b>56</b>	<b>6</b>	<b>201</b>	<b>5</b>	<b>187</b>	<b>4</b>	<b>39</b>	<b>0</b>	<b>0</b>	<b>17</b>	<b>483</b>



## Alberta

	General		Men's		Women's		Youth		Family		Total	
	Shelters	Beds	Shelters	Beds	Shelters	Beds	Shelters	Beds	Shelters	Beds	Shelters	Beds
Brocket	1	0 <sup>1</sup>	0	0	0	0	0	0	0	0	1	0
Calgary	4	1,606	1	80	3	32	1	18	2	180	11	1,916
Edmonton	2	260	2	320	2	136	3	91	0	0	9	807
Grande Prairie	1	96	0	0	0	0	1	10	0	0	2	106
Lac La Biche	0	0	1	9	0	0	0	0	0	0	1	9
Lethbridge	1	80	0	0	0	0	1	8	0	0	2	88
Lloydminster	0	0	1	27	0	0	0	0	0	0	1	27
Medicine Hat	1	30	0	0	0	0	1	6	0	0	2	36
Red Deer	2	66	0	0	0	0	1	12	0	0	3	78
Standoff	1	25	0	0	0	0	0	0	0	0	1	25
Strathmore	1	10	0	0	0	0	0	0	0	0	1	10
Whitecourt	0	0	1	5	0	0	0	0	0	0	1	5
Wood Buffalo	2	119	1	32	0	0	0	0	0	0	3	151
<b>TOTAL</b>	<b>16</b>	<b>2,292</b>	<b>7</b>	<b>473</b>	<b>5</b>	<b>168</b>	<b>8</b>	<b>145</b>	<b>2</b>	<b>180</b>	<b>38</b>	<b>3,258</b>

<sup>1</sup> The bed count was not available for this shelter. Total bed counts therefore do not include the capacity for this shelter.



## British Columbia

	General		Men's		Women's		Youth		Family		Total	
	Shelters	Beds	Shelters	Beds	Shelters	Beds	Shelters	Beds	Shelters	Beds	Shelters	Beds
Abbotsford	1	30	0	0	0	0	1	6	0	0	2	36
Campbell River	1	22	0	0	0	0	0	0	0	0	1	22
Chetwynd	1	3	0	0	0	0	0	0	0	0	1	3
Chilliwack	3	83	0	0	0	0	1	9	0	0	4	92
Courtenay	1	18	0	0	0	0	0	0	0	0	1	18
Dawson Creek	1	8	0	0	0	0	0	0	0	0	1	8
Duncan	1	30	0	0	0	0	0	0	0	0	1	30
Fort Nelson	0	0	1	6	0	0	0	0	0	0	1	6
Fort St. John	1	24	0	0	0	0	0	0	0	0	1	24
Kamloops	1	55	0	0	0	0	1	4	0	0	2	59
Kelowna	0	0	1	60	1	20	1	10	0	0	3	90
Mission	1	27	0	0	0	0	0	0	0	0	1	27
Nanaimo	0	0	1	24	1	14	1	8	0	0	3	46
Nelson	1	17	0	0	0	0	0	0	0	0	1	17
Penticton	1	30	0	0	0	0	0	0	0	0	1	30
Port Alberni	0	0	0	0	0	0	0	0	1	23	1	23
Prince George	2	50	1	21	1	30	1	10	0	0	5	111
Quesnel	1	15	0	0	0	0	0	0	0	0	1	15
Smithers	1	6	0	0	0	0	0	0	0	0	1	6
Squamish	1	15	0	0	0	0	0	0	0	0	1	15
Terrace	1	21	0	0	0	0	0	0	0	0	1	21
Vancouver	18	782	8	393	6	138	4	44	2	30	38	1,387
Vernon	2	86	0	0	0	0	0	0	0	0	2	86
Victoria	1	84	1	21	1	25	0	0	1	2	4	132
Williams Lake	1	32	0	0	0	0	0	0	0	0	1	32
<b>TOTAL</b>	<b>42</b>	<b>1,438</b>	<b>13</b>	<b>525</b>	<b>10</b>	<b>227</b>	<b>10</b>	<b>91</b>	<b>4</b>	<b>55</b>	<b>79</b>	<b>2,336</b>

## Yukon

	General		Men's		Women's		Youth		Family		Total	
	Shelters	Beds	Shelters	Beds	Shelters	Beds	Shelters	Beds	Shelters	Beds	Shelters	Beds
Dawson City	0	0	1	3	0	0	0	0	0	0	1	3
Whitehorse	1	25	0	0	0	0	1	11	0	0	2	36
<b>TOTAL</b>	<b>1</b>	<b>25</b>	<b>1</b>	<b>3</b>	<b>0</b>	<b>0</b>	<b>1</b>	<b>11</b>	<b>0</b>	<b>0</b>	<b>3</b>	<b>39</b>

## Northwest Territories

	General		Men's		Women's		Youth		Family		Total	
	Shelters	Beds	Shelters	Beds	Shelters	Beds	Shelters	Beds	Shelters	Beds	Shelters	Beds
Yellowknife	1	18	1	49	0	0	1	15	0	0	3	82
<b>TOTAL</b>	<b>1</b>	<b>18</b>	<b>1</b>	<b>49</b>	<b>0</b>	<b>0</b>	<b>1</b>	<b>15</b>	<b>0</b>	<b>0</b>	<b>3</b>	<b>82</b>

## Nunavut

	General		Men's		Women's		Youth		Family		Total	
	Shelters	Beds	Shelters	Beds	Shelters	Beds	Shelters	Beds	Shelters	Beds	Shelters	Beds
Iqaluit	0	0	1	24	1	12	0	0	0	0	2	36
<b>TOTAL</b>	<b>0</b>	<b>0</b>	<b>1</b>	<b>24</b>	<b>1</b>	<b>12</b>	<b>0</b>	<b>0</b>	<b>0</b>	<b>0</b>	<b>2</b>	<b>36</b>



## Appendix A: Transitional Housing by Clientele Served (2019)<sup>1, 2</sup>

Province/ Territory	General		Men's		Women's		Youth		Family		Total	
	Shelters	Beds	Shelters	Beds	Shelters	Beds	Shelters	Beds	Shelters	Beds	Shelters	Beds
Newfoundland and Labrador	1	74	0	0	1	3	2	25	0	0	4	102
Nova Scotia	0	0	1	19	5	61	4	48	0	0	10	128
New Brunswick	2	19	0	0	0	0	2	18	0	0	4	37
Quebec	27	447	16	753	26	639	41	505	4	84	114	2,428
Ontario	23	500	20	579	19	302	38	522	6	231	106	2,134
Manitoba	5	247	3	80	0	0	2	22	0	0	10	349
Saskatchewan	4	72	5	87	5	64	9	86	0	0	23	309
Alberta	8	114 <sup>3</sup>	7	677	5	167	14	169	2	8	36	1,135
British Columbia	21	710	4	124	5	67	3	71	0	0	33	972
Yukon	0	0	1	2	0	0	0	0	0	0	1	2
Northwest Territories	1	11	1	32	2	42	1	13	0	0	5	98
<b>CANADA</b>	<b>92</b>	<b>2,194</b>	<b>58</b>	<b>2,353</b>	<b>68</b>	<b>1,345</b>	<b>116</b>	<b>1,479</b>	<b>12</b>	<b>323</b>	<b>346</b>	<b>7,694</b>

<sup>1</sup> All services offered by an umbrella organization to a specific target population located at the same address were collapsed. As a result, the figures in this report are slightly lower than the counts reported in the [2019 National Service Provider List](#).

<sup>2</sup> There were no transitional housing facilities in Prince Edward Island and Nunavut.


<sup>3</sup> A specific bed count is not available for one shelter. Total bed counts therefore do not include the capacity for this shelter.



## Appendix B: Violence Against Women Shelters (2019)<sup>1</sup>

Province/Territory	Shelters	Beds
Newfoundland and Labrador	21	176
Nova Scotia	17	211
New Brunswick	18	303
Prince Edward Island	3	45
Quebec	109	1,370
Ontario	136	2,510
Manitoba	23	385
Saskatchewan	15	238
Alberta	54	1,291
British Columbia	132	1,259
Yukon	6	52
Northwest Territories	6	44
Nunavut	5	41
<b>CANADA</b>	<b>545</b>	<b>7,925</b>

<sup>1</sup> A specific bed count is not available for one shelter in each of Nova Scotia, Newfoundland and Labrador, Quebec and Nunavut, and two shelters in Manitoba. Total bed counts for these provinces/territories therefore do not include the capacities for these shelters.



---

## Appendix C: Glossary

<b>Emergency shelters</b>	Facilities that provide temporary, short-term accommodation for homeless individuals and families. This may or may not include other services such as food, clothing or counselling. This excludes motel and hotel programs.
<b>Family shelters</b>	Facilities that provide temporary, short-term accommodation specifically for families.
<b>General shelters</b>	Facilities that provide services to adult males and females. Some also accept youth.
<b>Homelessness</b>	The living situation of an individual or family who does not have stable, permanent, appropriate housing, or the immediate prospect, means and ability of acquiring a home.
<b>Large communities</b>	Communities with a population greater than 300,000.
<b>Men's shelters</b>	Facilities that provide services to adult males. Some also accept youth.
<b>Service Providers</b>	Organizations that provide services to homeless individuals and families and persons at risk of homelessness.
<b>Small communities</b>	Communities with a population of less than 300,000.
<b>Transitional housing</b>	Facilities that provide longer-term temporary shelter with a greater intensity of support services than emergency shelters. Transitional housing is an intermediate step between emergency shelter and permanent housing. Support services help clients to gain the stability and self-sufficiency needed to maintain permanent housing. Stays are typically between 3 months and 3 years.
<b>Youth shelters</b>	Facilities that provide services to youth. Shelters have varying definitions of youth, often ranging from 12 to 29 years of age.
<b>Violence against women shelters</b>	Facilities that provide temporary shelter to single women or women with children fleeing domestic abuse. They may function in either a crisis capacity or as transitional or second-stage housing.
<b>Women's shelters</b>	Facilities that provide services to adult females. Some also accept youth.

