




Innovation, Science and  
Economic Development Canada

Office of the Superintendent  
of Bankruptcy Canada

Innovation, Sciences et  
Développement économique Canada

Bureau du surintendant  
des faillites Canada



# 2021

## CCAA Statistics in Canada

### First Quarter of 2021

## Sections

Highlights .....	3
Table 1: Total CCAA Proceedings—Domestic.....	6
Table 2: Total CCAA Proceedings Filed by Province.....	7
Table 3: CCAA Proceedings Filed by NAICS Economic Sector, Canada.....	8

## Definitions

**CCAA:** The *Companies' Creditors Arrangement Act* (CCAA) is a federal law allowing insolvent corporations that owe their creditors in excess of \$5 million to restructure their business and financial affairs. CCAA proceedings are carried out under supervision of the courts.

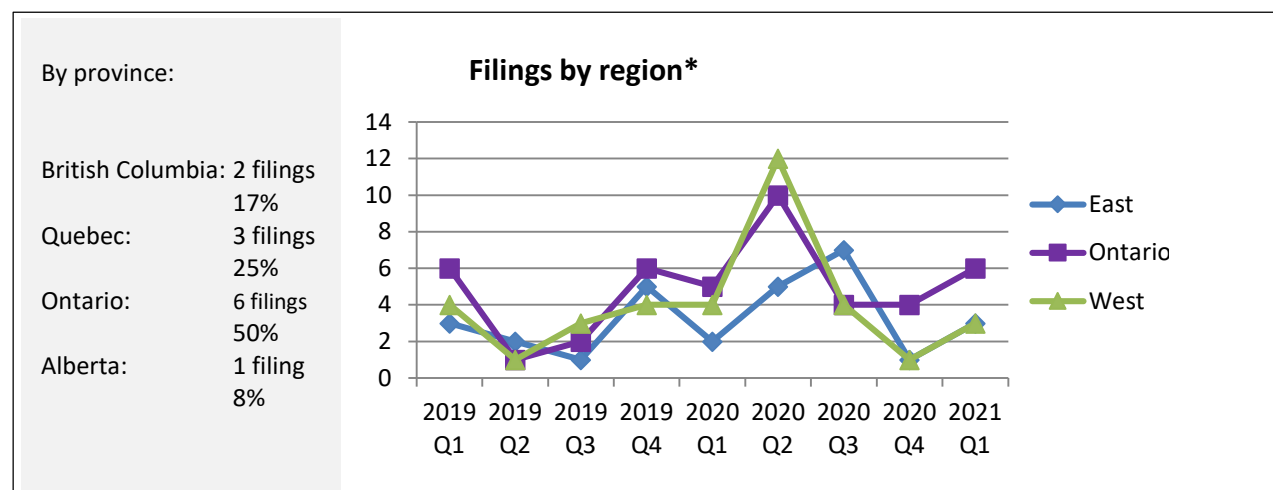
**North American Industry Classification System (NAICS):** The NAICS is an industry classification system that classifies economic units that have similar production processes in the same industry. This is a supply-based or production-oriented economic concept.

## Highlights

Twelve *Companies' Creditors Arrangement Act* (CCAA) proceedings were filed with the OSB in the first quarter of 2021. Please refer to the [CCAA Records List](#) for additional details regarding each filing.

Company Name	Province	Sector	Monitor	Liabilities (in millions)
EncoreFX Inc.	British Columbia	Finance and insurance	Ernst & Young Inc.	\$135
Hydrex Farms Ltd., Cannscience Innovations Inc. and Scientus Pharma Inc.	Ontario	Manufacturing	Schwartz Levitsky Feldman Inc.	\$20
Just Energy Group (48 filing entities)	Ontario	Utilities	FTI Consulting Inc.	\$1,285
Ardenton Capital Corporation and Ardenton Capital Bridging Inc.	British Columbia	Finance and insurance	KSV Restructuring Inc.	\$346
Atis Group Inc., 10422916 Canada Inc., 8528853 Canada Inc., 9060642 Canada Inc., 9092455 Canada Inc., Distributeur Vitro Clair Inc., Solarcan Architectural Holding Limited, Vitrierie Lévis Inc., and Vitrotec Portes & Fenêtres Inc.	Quebec	Manufacturing	Raymond Chabot Inc.	\$97
TGF Acquisition Parent Ltd., Sun Rich Fresh Foods Inc. & Tiffany Gate Foods Inc.	Ontario	Manufacturing	Ernst & Young Inc.	\$187

Company Name	Province	Sector	Monitor	Liabilities (in millions)
Calgary Oil & Gas Syndicate Group Ltd., Calgary Oil and Gas Intercontinental Group Ltd., T5 SC Oil and Gas Limited Partnership, Calgary Oil and Syndicate Partners Ltd. and Petroworld Energy Ltd.	Alberta	Mining, quarrying, and oil and gas extraction	BDO Canada Limited	\$43
Laurentian University of Sudbury	Ontario	Educational services	Ernst & Young Inc.	\$322
Kanwal Inc. and 9058-0150 Quebec Inc.	Quebec	Wholesale trade	PricewaterhouseCoopers Inc.	\$26
Yatsen Group of Companies Inc., SAR Real Estate Inc. et al.	Ontario	Accommodation and food services	Alvarez & Marsal Canada Inc.	\$79
FIGR Brands, Inc., Canada's Island Garden Inc., and FIGR Norfolk Inc.	Ontario	Agriculture, forestry, fishing and hunting	FTI Consulting Inc.	\$203
Boutique Tristan & Iseut Inc.	Quebec	Retail trade	MNP Ltd.	\$39

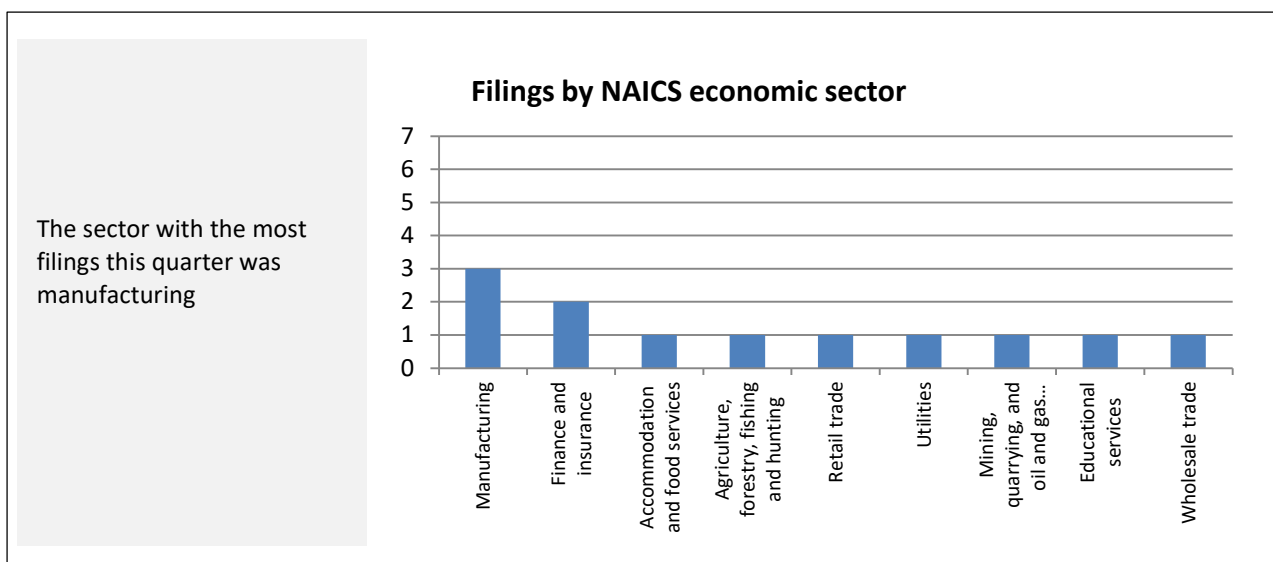


**\*East Region** includes New Brunswick, Newfoundland and Labrador, Nova Scotia, Prince Edward Island, Quebec

**Ontario Region** includes Ontario

**West Region** includes Alberta, British Columbia, Manitoba, Northwest Territories, Nunavut, Saskatchewan and Yukon

For more information, see [Table 2: Total CCAA Proceedings Filed by Province.](#)



For more information, see [Table 3: CCAA Proceedings Filed by NAICS Economic Sector Canada.](#)

## Recently closed files\*

Company Name	Sector	Monitor	Outcome	Duration of the Proceeding (in days)	Liabilities (in millions)
Gestion Maison Éthier Inc. and Gestion Immobilière Maison Éthier Inc.	Retail trade	KPMG Inc.	Concluded - compromise or arrangement completed	391	\$23
Java-U Group Inc., Java-U Food Services Inc., Café Java-U Inc. and Java-U RTA Inc.	Management of companies and enterprises	Raymond Chabot Inc.	Concluded - compromise or arrangement completed	1074	\$10
Korite International Inc.	Administrative and support, waste management and remediation services	BDO Canada Limited	Terminated – no compromise or arrangement sanctioned by court	164	\$16
MM Project Management Services Inc.	Construction	The Bowra Group Inc.	Concluded - compromise or arrangement completed	460	\$108
Wicker Emporium Limited	Retail trade	MNP Ltd.	Taken up under BIA	1014	\$5
Ghana Gold Corporation	Mining, quarrying, and oil and gas extraction	Collins Barrow LLP	Terminated – no compromise or arrangement sanctioned by court	2730	\$7

\* Some files may have been closed before the beginning of the quarter. For exact closing dates, please refer to the [CCAA Records List](#).

Table 1: Total CCAA Proceedings—Domestic

	Volume			+/- Change		12-Month Period Ending		
	Q1 2021	Q4 2020	Q1 2020	Q4 2020 - Q1 2021	Q1 2020 - Q1 2021	03-31-2021	03-31-2020	+/- Change
<b>Total Domestic Proceedings Filed <sup>1</sup></b>	<b>12</b>	<b>6</b>	<b>11</b>	<b>6</b>	<b>1</b>	<b>61</b>	<b>36</b>	<b>25</b>
Filing Affiliates	104	23	24	81	80	310	195	115
Filed by Publicly-Traded Companies	1	2	3	-1	-2	11	11	0
Filed by Privately-Held Companies	11	4	8	7	3	50	25	25
<b>Total Liabilities - Book Value <sup>2</sup></b>	<b>\$2,777.853</b>	<b>\$394.204</b>	<b>\$589.213</b>	<b>\$2,383.649</b>	<b>\$2,188.640</b>	<b>\$10,947.202</b>	<b>\$6,113.614</b>	<b>\$4,833.589</b>
% of Secured Liabilities	19.97%	38.49%	49.02%	n/a	n/a	41.12%	67.58%	n/a
% of Unsecured Liabilities	80.03%	61.51%	50.98%	n/a	n/a	58.88%	32.42%	n/a
<b>Total Assets - Book Value</b>	<b>\$2,388.875</b>	<b>\$326.549</b>	<b>\$1,059.618</b>	<b>\$2,062.326</b>	<b>\$1,329.257</b>	<b>\$10,749.660</b>	<b>\$11,844.675</b>	<b>-\$1,095.015</b>

1. Proceedings filed are counted according to the date when Form 1, *Information Pertaining to the Initial Order*, was filed with the OSB.

2. Deemed trust and contingent liabilities are not included in Total Liabilities.

Table 2: Total CCAA Proceedings Filed by Province

	Volume			+/- Change		12-Month Period Ending		
	Q1 2021	Q4 2020	Q1 2020	Q4 2020 - Q1 2021	Q1 2020 - Q1 2021	03-31-2021	03-31-2020	+/- Change
Newfoundland and Labrador	0	0	0	0	0	0	1	-1
Prince Edward Island	0	0	0	0	0	0	0	0
Nova Scotia	0	0	0	0	0	0	0	0
New Brunswick	0	0	0	0	0	0	0	0
Quebec	3	1	2	2	1	16	9	7
Ontario	6	4	5	2	1	22	14	8
Manitoba	0	0	0	0	0	0	0	0
Saskatchewan	0	0	1	0	-1	0	1	-1
Alberta	1	0	0	1	1	11	5	6
British Columbia	2	1	3	1	-1	9	6	3
Northwest Territories	0	0	0	0	0	0	0	0
Yukon	0	0	0	0	0	0	0	0
Nunavut	0	0	0	0	0	0	0	0
<b>Canada</b>	<b>12</b>	<b>6</b>	<b>11</b>	<b>6</b>	<b>1</b>	<b>58</b>	<b>36</b>	<b>22</b>



Table 3: CCAA Proceedings Filed by NAICS Economic Sector, Canada<sup>3</sup>

	Volume			+/- Change		12-Month Period Ending		
	Q1 2021	Q4 2020	Q1 2020	Q4 2020 - Q1 2021	Q1 2020 - Q1 2021	03-31-2021	03-31-2020	+/- Change
Agriculture, Forestry, Fishing and Hunting	1	2	1	-1	0	7	5	2
Mining, Quarrying and Oil and Gas Extraction	1	0	1	1	0	9	10	-1
Utilities	1	0	0	1	1	1	0	1
Construction	0	0	1	0	-1	2	3	-1
Manufacturing	3	1	3	2	0	10	7	3
Wholesale Trade	1	0	0	1	1	1	2	-1
Retail Trade	1	1	1	0	0	12	2	10
Transportation and Warehousing	0	0	0	0	0	0	1	-1
Information and Cultural Industries	0	0	0	0	0	0	1	-1
Finance and Insurance	2	0	0	2	2	3	0	3
Real Estate, Rental and Leasing	0	0	1	0	-1	3	2	1
Professional, Scientific and Technical Services	0	0	0	0	0	1	0	1
Management of Companies and Enterprises	0	0	1	0	-1	3	1	2
Administrative and Support, Waste Management and Remediation Services	0	0	1	0	-1	3	1	2
Educational Services	1	0	1	1	0	1	1	0
Health Care and Social Assistance	0	0	0	0	0	0	0	0
Arts, Entertainment and Recreation	0	1	0	-1	0	2	0	2
Accommodation and Food Services	1	1	0	0	1	2	0	2
Other Services (except Public Administration)	0	0	0	0	0	1	0	1
Public Administration	0	0	0	0	0	0	0	0
<b>Canada</b>	<b>12</b>	<b>6</b>	<b>11</b>	<b>6</b>	<b>1</b>	<b>61</b>	<b>36</b>	<b>25</b>

3. More than one NAICS code can be reported