




Innovation, Science and
Economic Development Canada

Office of the Superintendent
of Bankruptcy Canada

Innovation, Sciences et
Développement économique Canada

Bureau du surintendant
des faillites Canada



2021

CCAA Statistics in Canada

Second Quarter of 2021

Sections

Highlights	3
Table 1: Total CCAA Proceedings—Domestic.....	6
Table 2: Total CCAA Proceedings Filed by Province.....	7
Table 3: CCAA Proceedings Filed by NAICS Economic Sector, Canada.....	8

Definitions

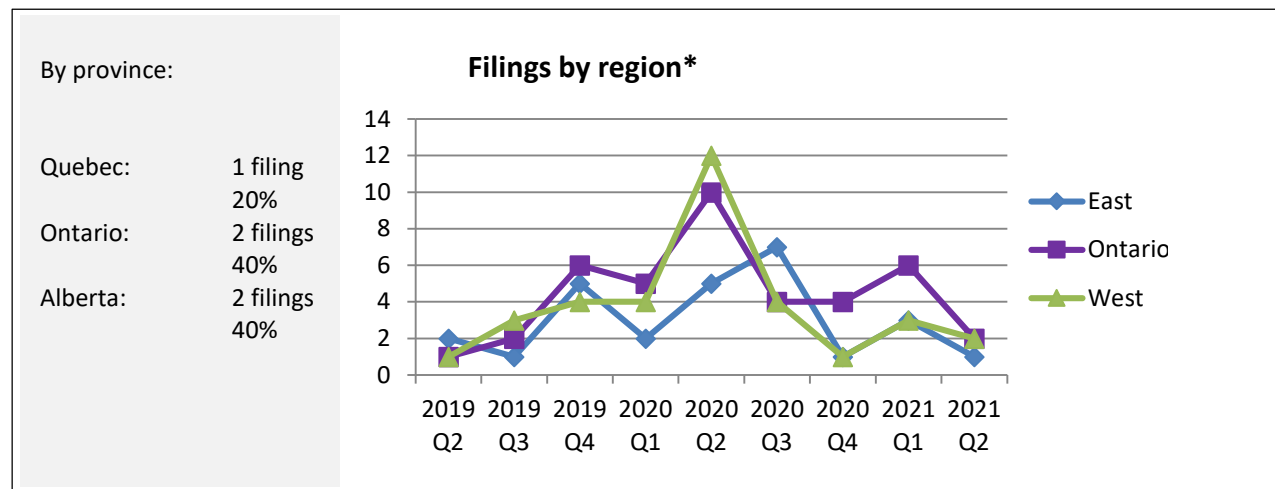
CCAA: The *Companies' Creditors Arrangement Act* (CCAA) is a federal law allowing insolvent corporations that owe their creditors in excess of \$5 million to restructure their business and financial affairs. CCAA proceedings are carried out under supervision of the courts.

North American Industry Classification System (NAICS): The NAICS is an industry classification system that classifies economic units that have similar production processes in the same industry. This is a supply-based or production-oriented economic concept.

Highlights

Five *Companies' Creditors Arrangement Act* (CCAA) proceedings were filed with the OSB in the second quarter of 2021. Please refer to the [CCAA Records List](#) for additional details regarding each filing.

Company Name	Province	Sector	Monitor	Liabilities (in millions)
Spartan Bioscience Inc.	Ontario	Manufacturing	Ernst & Young Inc.	\$64
Clearbeach Resources Inc. and Forbes Resources Corp.	Ontario	Mining, quarrying, and oil and gas extraction	MNP Ltd.	\$22
Salt Bush Energy Ltd. and 2345141 Alberta Ltd.	Alberta	Mining, quarrying, and oil and gas extraction	Deloitte Restructuring Inc.	\$20
Bioénergie AE Côte-Nord Canada Inc.	Quebec	Manufacturing	Raymond Chabot Inc.	\$136
Coalspur Mines (Operations) Ltd.	Alberta	Mining, quarrying, and oil and gas extraction	FTI Consulting Inc.	\$591

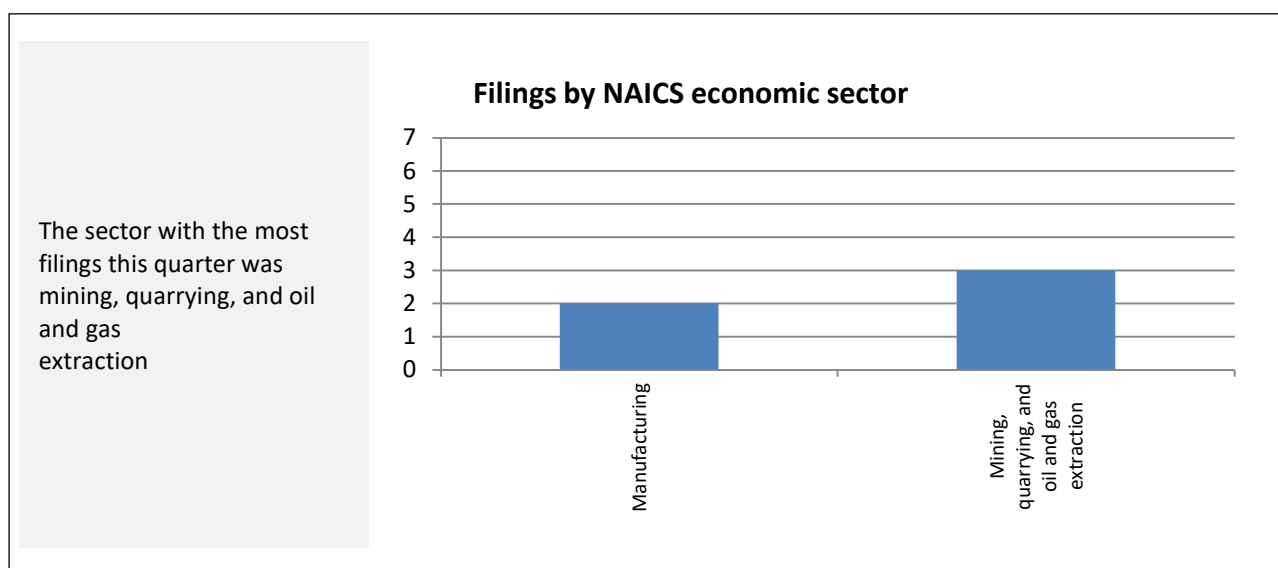


***East Region** includes New Brunswick, Newfoundland and Labrador, Nova Scotia, Prince Edward Island, Quebec

Ontario Region includes Ontario

West Region includes Alberta, British Columbia, Manitoba, Northwest Territories, Nunavut, Saskatchewan and Yukon

For more information, see [Table 2: Total CCAA Proceedings Filed by Province.](#)



For more information, see [Table 3: CCAA Proceedings Filed by NAICS Economic Sector Canada.](#)

Recently closed files*

Company Name	Sector	Monitor	Outcome	Duration of the Proceeding (in days)	Liabilities (in millions)
Elia Fashions Ltd. and Bossa Nova Fashions Ltd.	Retail trade	Deloitte Restructuring Inc.	Terminated – no compromise or arrangement sanctioned by court	3487	\$13
Redrock Camps Inc., Sockeye Enterprises Inc., Sweetwater Hospitality Inc. and Baldr Construction Management Inc.	Construction	BDO Canada Limited	Concluded - compromise or arrangement completed	365	\$27
Sunniva Inc., Sunniva Medical Inc., 111111035 Canada Inc. and 1167025 BC Ltd.	Agriculture, forestry, fishing and hunting	Alvarez & Marsal Canada Inc.	Concluded - compromise or arrangement completed	255	\$90
Lightstream Resources Ltd., 1863359 Alberta Ltd., LTS Resources Partnership, 1863360 Alberta Ltd. and Bakken Resources Partnership	Mining, quarrying, and oil and gas extraction	FTI Consulting Canada Inc.	Terminated – no compromise or arrangement sanctioned by court	1680	\$1,912
Salt Bush Energy Ltd. and 2345141 Alberta Ltd.	Mining, quarrying, and oil and gas extraction	Deloitte Restructuring Inc.	Terminated – no compromise or arrangement sanctioned by court	7	\$20
Quest University Canada	Educational services	PricewaterhouseCoopers Inc.	Taken up under BIA	519	\$47

* Some files may have been closed before the beginning of the quarter. For exact closing dates, please refer to the [CCAA Records List](#).

Table 1: Total CCAA Proceedings—Domestic

	Volume			+/- Change		12-Month Period Ending		
	Q2 2021	Q1 2021	Q2 2020	Q1 2021 - Q2 2021	Q2 2020 - Q2 2021	06-30-2021	06-30-2020	+/- Change
Total Domestic Proceedings Filed ¹	5	12	27	-7	-22	39	59	-20
Filing Affiliates	2	104	114	-102	-112	198	284	-86
Filed by Publicly-Traded Companies	0	1	7	-1	-7	4	17	-13
Filed by Privately-Held Companies	5	11	20	-6	-15	35	42	-7
Total Liabilities - Book Value ²	\$831.806	\$2,777.853	\$6,078.279	-\$1,946.047	-\$5,246.473	\$5,700.729	\$11,584.129	-\$5,883.400
% of Secured Liabilities	56.32%	19.97%	51.95%	n/a	n/a	31.80%	60.78%	n/a
% of Unsecured Liabilities	43.68%	80.03%	48.05%	n/a	n/a	68.20%	39.22%	n/a
Total Assets - Book Value	\$854.693	\$2,388.875	\$6,600.273	-\$1,534.183	-\$5,745.580	\$5,004.080	\$17,489.025	-\$12,484.945

1. Proceedings filed are counted according to the date when Form 1, *Information Pertaining to the Initial Order*, was filed with the OSB.

2. Deemed trust and contingent liabilities are not included in Total Liabilities.

Table 2: Total CCAA Proceedings Filed by Province

	Volume			+/- Change		12-Month Period Ending		
	Q2 2021	Q1 2021	Q2 2020	Q1 2021 - Q2 2021	Q2 2020 - Q2 2021	06-30-2021	06-30-2020	+/- Change
Newfoundland and Labrador	0	0	0	0	0	0	0	0
Prince Edward Island	0	0	0	0	0	0	0	0
Nova Scotia	0	0	0	0	0	0	0	0
New Brunswick	0	0	0	0	0	0	0	0
Quebec	1	3	5	-2	-4	12	13	-1
Ontario	2	6	7	-4	-5	17	20	-3
Manitoba	0	0	0	0	0	0	0	0
Saskatchewan	0	0	0	0	0	0	1	-1
Alberta	2	1	9	1	-7	4	13	-9
British Columbia	0	2	3	-2	-3	6	9	-3
Northwest Territories	0	0	0	0	0	0	0	0
Yukon	0	0	0	0	0	0	0	0
Nunavut	0	0	0	0	0	0	0	0
Canada	5	12	24	-7	-19	39	56	-17

Table 3: CCAA Proceedings Filed by NAICS Economic Sector, Canada³

	Volume			+/- Change		12-Month Period Ending		
	Q2 2021	Q1 2021	Q2 2020	Q1 2021 - Q2 2021	Q2 2020 - Q2 2021	06-30-2021	06-30-2020	+/- Change
Agriculture, Forestry, Fishing and Hunting	0	1	3	-1	-3	4	8	-4
Mining, Quarrying and Oil and Gas Extraction	3	1	7	2	-4	5	15	-10
Utilities	0	1	0	-1	0	1	0	1
Construction	0	0	2	0	-2	0	4	-4
Manufacturing	2	3	4	-1	-2	8	10	-2
Wholesale Trade	0	1	0	-1	0	1	2	-1
Retail Trade	0	1	4	-1	-4	8	6	2
Transportation and Warehousing	0	0	0	0	0	0	1	-1
Information and Cultural Industries	0	0	0	0	0	0	1	-1
Finance and Insurance	0	2	0	-2	0	3	0	3
Real Estate, Rental and Leasing	0	0	2	0	-2	1	4	-3
Professional, Scientific and Technical Services	0	0	0	0	0	1	0	1
Management of Companies and Enterprises	0	0	1	0	-1	2	2	0
Administrative and Support, Waste Management and Remediation Services	0	0	2	0	-2	1	3	-2
Educational Services	0	1	0	-1	0	1	1	0
Health Care and Social Assistance	0	0	0	0	0	0	0	0
Arts, Entertainment and Recreation	0	0	1	0	-1	1	1	0
Accommodation and Food Services	0	1	0	-1	0	2	0	2
Other Services (except Public Administration)	0	0	1	0	-1	0	1	-1
Public Administration	0	0	0	0	0	0	0	0
Canada	5	12	27	-7	-22	39	59	-20

3. More than one NAICS code can be reported