

UNDERSTANDING OPIOID OVERDOSES



in Simcoe Muskoka, Ontario



Map: North Simcoe Muskoka Local Health Integrated Network.

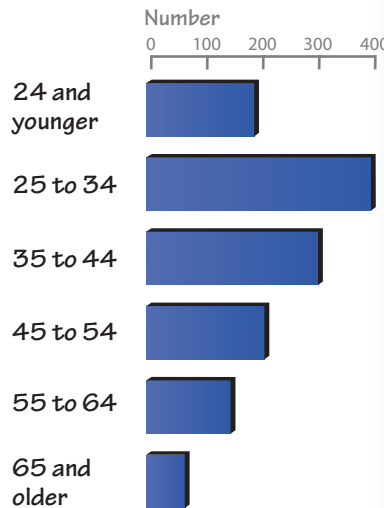
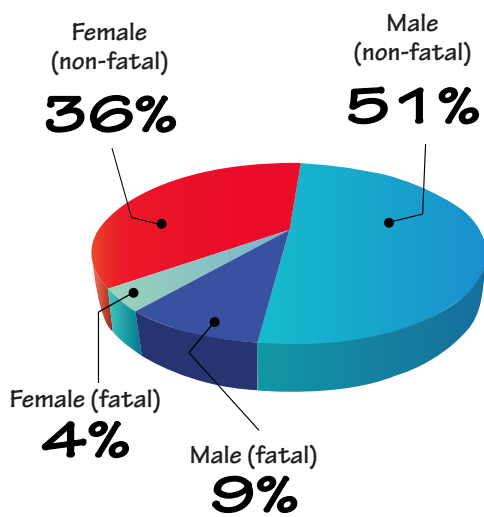
Statistics Canada partnered with the Simcoe Muskoka Opioid Strategy to study the social, economic and health factors associated with opioid overdoses that occurred between January 1, 2018, and December 31, 2019, in Simcoe Muskoka, Ontario.

Over this period, 1,257 individuals experienced at least one opioid overdose, of whom 13% had a fatal overdose.

In the year before experiencing an overdose, **38%** of individuals were employed.

Percentage of overdoses by sex

Number of overdoses by age



MALES 43%

were employed, of whom **one-third** worked in construction.

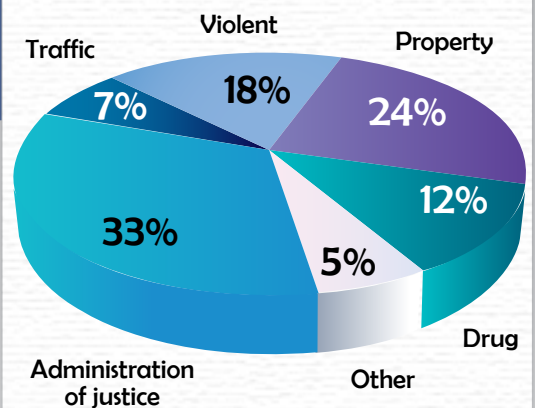
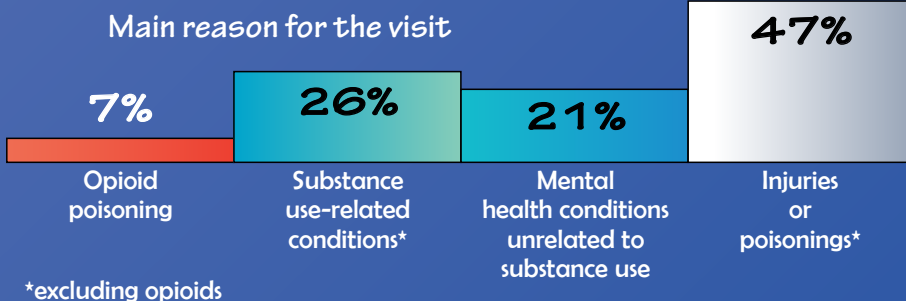
FEMALES 32%

were employed, of whom **one-quarter** worked in accommodations and food services.


Of the individuals who experienced an overdose, half received social assistance (**52%**).

In the year before the overdose, **69%** of individuals visited an emergency department at least once.

In the two years before the overdose, **44%** of individuals had at least one police interaction (leading to an offence).



In the 2 years before the overdose, these individuals made contact with multiple systems that represent possible places for intervention to occur.



Source: Statistics Canada. 2021. "Understanding opioid overdoses in Simcoe Muskoka, Ontario, 2018-2019." *The Daily*, July.

Catalogue number: 11-627-M
ISBN: 978-0-660-39568-5

© Her Majesty the Queen in Right of Canada, as represented by the Minister of Industry, 2021.