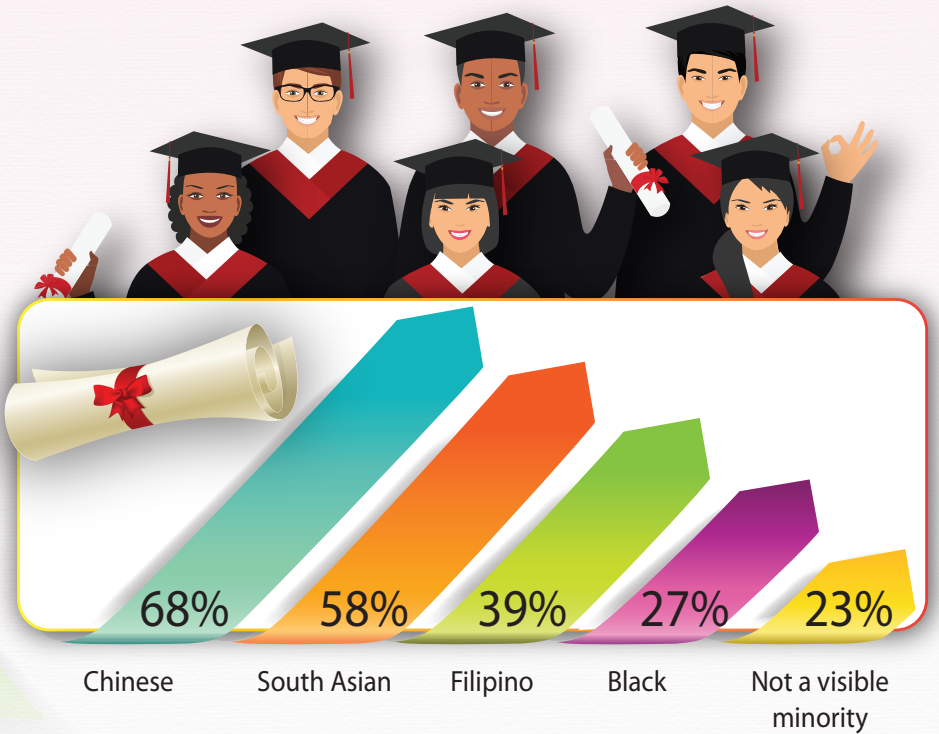
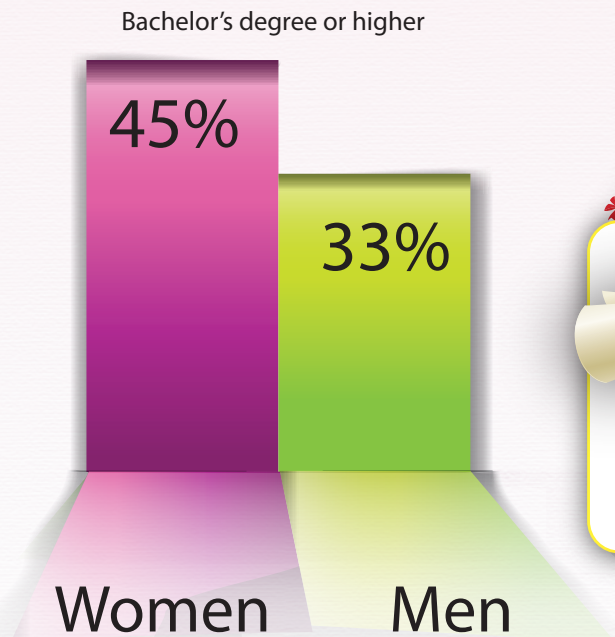


Education

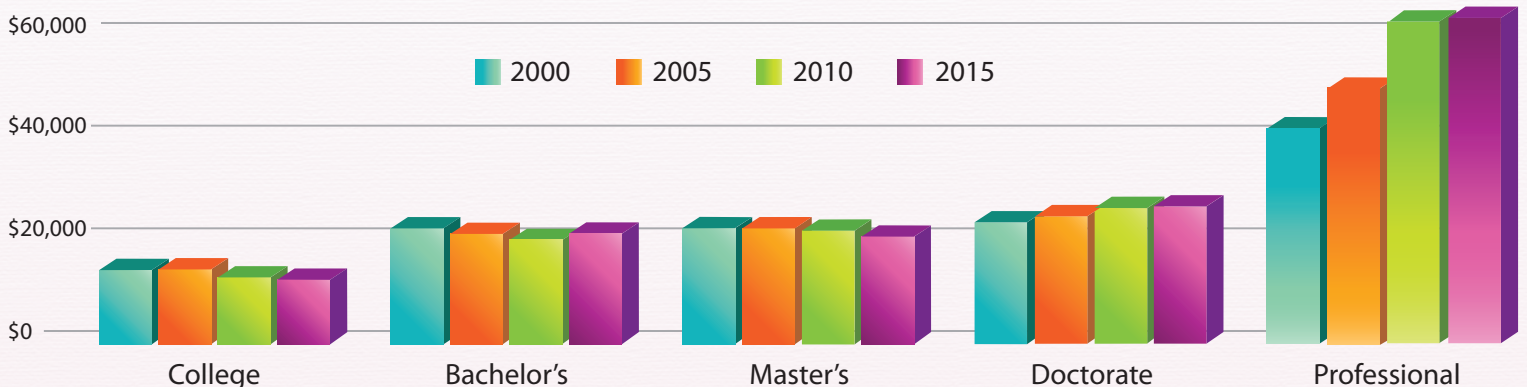
Among young adults aged 25 to 34, **women** are earning a university credential in **higher proportions than men**.

South Asian and Chinese young adults are the population groups with the greatest proportions of bachelor's degree or higher attainment.



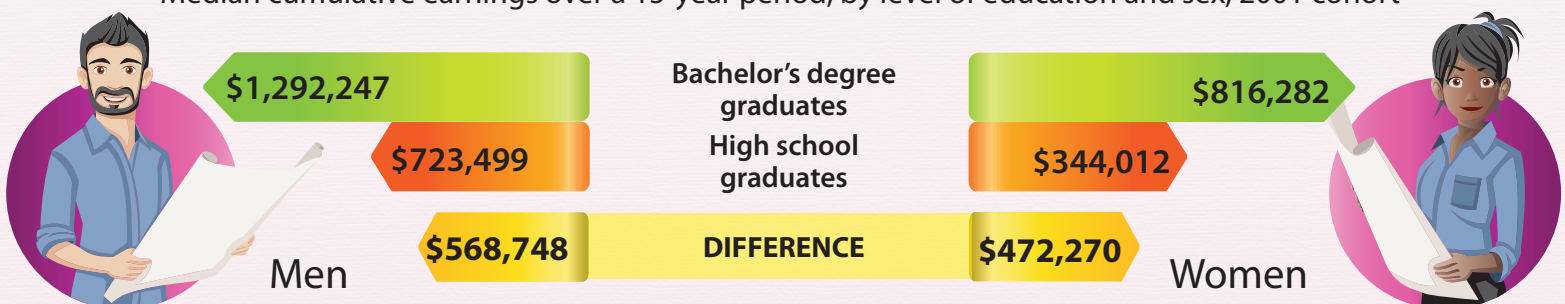
Student debt levels have remained fairly **constant** over the past 15 years, except for students studying in **professional degrees**.

Median student debt at graduation, by level of study, classes of 2000 to 2015 (in 2015 constant dollars)



Higher levels of education are associated with higher median cumulative earnings, and this difference is far greater than the average amount of debt (\$23,000) owed at graduation.

Median cumulative earnings over a 15-year period, by level of education and sex, 2001 cohort



Sources: Zeman, Klarka and Marc Frenette. 2021. "Youth and Education in Canada." *Portrait of Youth in Canada: Data Report*. Statistics Canada Catalogue no. 42280002; Statistics Canada, 2019 Labour Force Survey, 2016 Census of Population, National Graduates Survey classes of 2000 to 2015 and Census of Population – T1 Personal Master files.

Catalogue number: 11-627-M
ISBN 978-0-660-40436-3

© Her Majesty the Queen in Right of Canada, as represented by the Minister of Industry, 2021.